

StreetMatrix

NEVADA

MARCH 2026

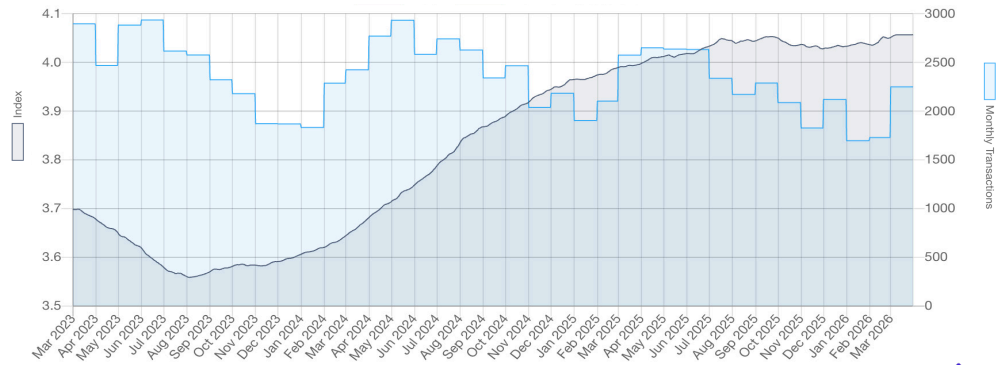
KEY MARKET TRENDS

- Each of the top five cities saw year-over-year increases in the index
- North Las Vegas was the only top-five city to see an annual sales increase
- The top five saw a seasonal uptick with a faster pace than the prior month

EXTERNAL INFLUENCES

- Mortgage rates jumped, raising the odds of weaker sales volume in the coming months
- The top five cities have a slightly higher annual growth rate than statewide
- Listing inventory rose last month, but at a declining rate as uncertainty about the Iran War rose

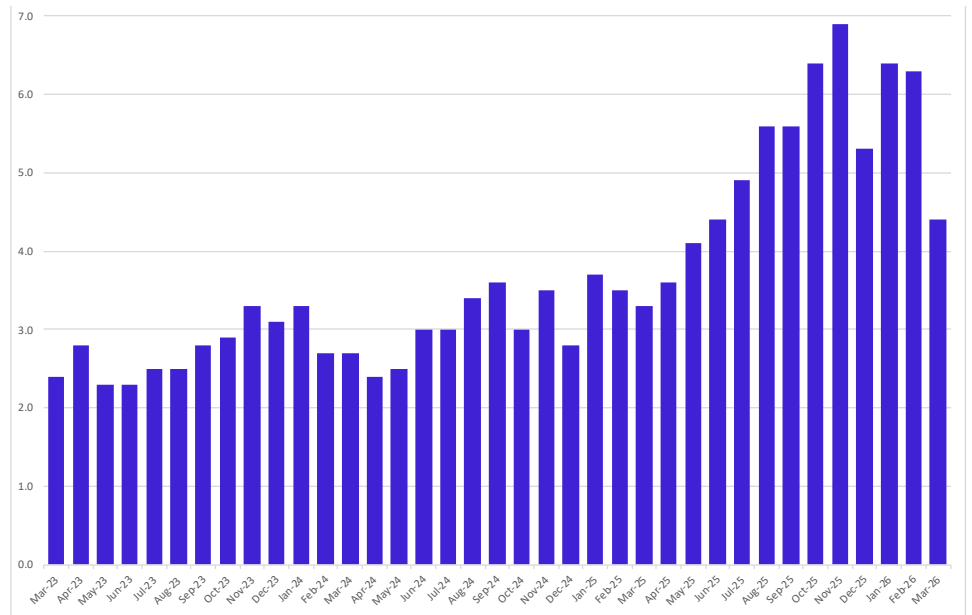
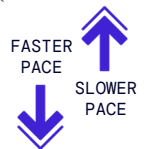
	INDEX CHANGE	TRANSACTIONS CHANGE
1 YEAR	1.49%	-12.67%
2 YEAR	10.23%	-7.22%
3 YEAR	10.27%	-22.35%



Top Cities by Population Size	
City	Months of Supply
Las Vegas	4.3
Henderson	4.2
North Las Vegas	3.4
Reno	4.5
Sparks	3.2

Months of Supply

Number of months to sell all inventory at the current sales rate. (A.K.A. the market pace.)

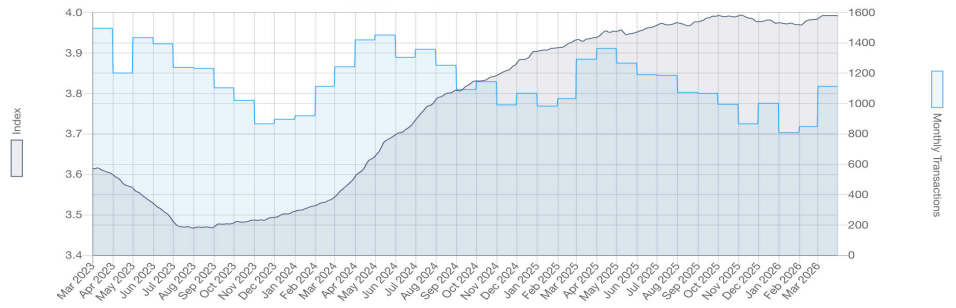


About the StreetMatrix Index - StreetMatrix applies a hedonic methodology to standardized sales, MLS, and public record data, producing a single benchmark number that reflects true market movement while minimizing outliers. Powered by StreetWire's real-time Financial Standard Data Set, it delivers reliable insights into PRICE CHANGE trends and volatility.

NEVADA * Top Cities by population size

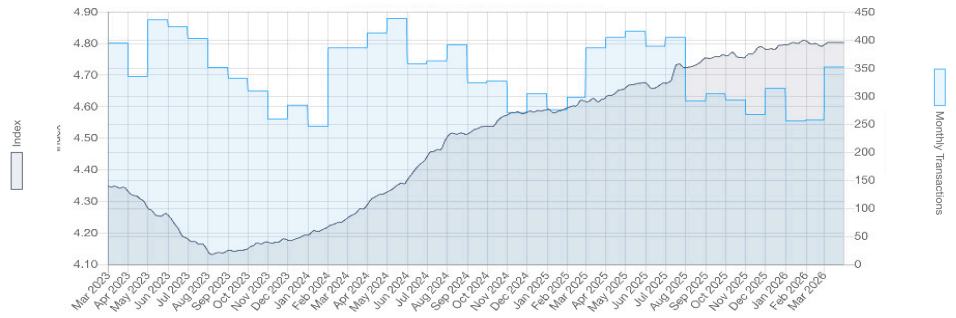
LAS VEGAS

	INDEX CHANGE	TRANSACTIONS CHANGE
1 YEAR	1.35%	-13.84%
2 YEAR	11.09%	-10.38%
3 YEAR	10.88%	-25.58%



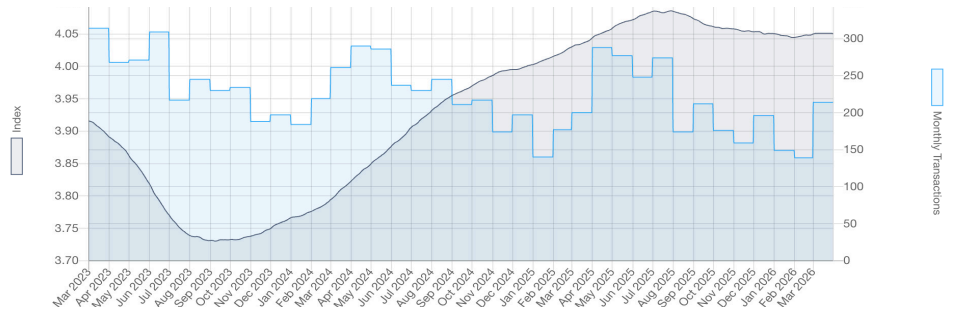
HENDERSON

	INDEX CHANGE	TRANSACTIONS CHANGE
1 YEAR	3.78%	-8.81%
2 YEAR	12.02%	-8.81%
3 YEAR	10.86%	-10.89%



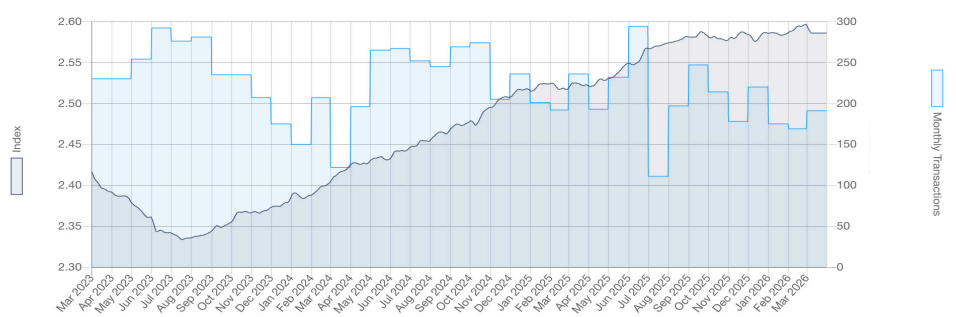
NORTH LAS VEGAS

	INDEX CHANGE	TRANSACTIONS CHANGE
1 YEAR	0.17%	7.00%
2 YEAR	5.97%	-18.01%
3 YEAR	4.07%	-31.85%



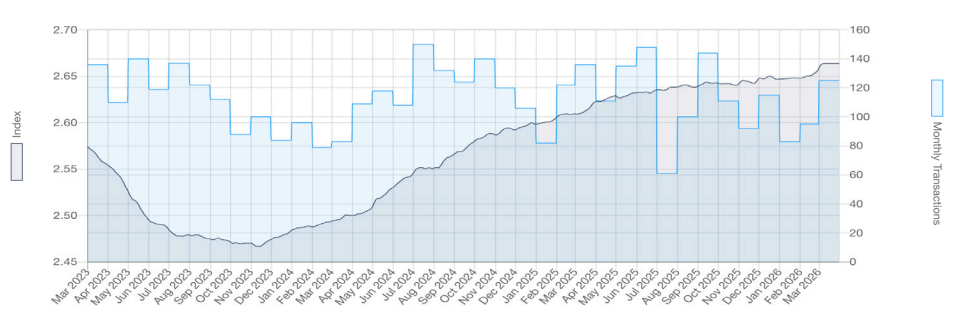
RENO

	INDEX CHANGE	TRANSACTIONS CHANGE
1 YEAR	2.57%	-19.07%
2 YEAR	6.67%	56.56%
3 YEAR	8.13%	-16.96%



SPARKS

	INDEX CHANGE	TRANSACTIONS CHANGE
1 YEAR	1.60%	-8.09%
2 YEAR	6.56%	50.60%
3 YEAR	4.29%	-8.09%



Questions or comments?

Contact report author, Jonathan Miller, at jmiller@streetmatrix.net.
 For details on how this report was created, please see our report methodology.
 © 2026 StreetMatrix. All Worldwide Rights Reserved.
 StreetMatrix | www.streetmatrix.net

