

Reyee Passive PoE Adapters

DATASHEET



Highlights

- More stable and high-performance power supply to the AP
- Stronger environmental adaptation temperature, -10 C to 45 C
- Better surge protection range

Highlight Features

RG-PoE-AF15

92 mm / 3.622 in
29.5 mm / 1.16 in
46.5 mm / 1.83 in

PoE LAN

1-port PoE adapter(1000Base-T)

Output Voltage: 52V DC@0.3A	Rated Voltage: 100-240v AC @ 50/60Hz	Input Current: 0.5A(Max)	Inrush Current: <80A@230V AC	2-pair Powering: Pins 4,5(+) and Pins7,8(-)
--------------------------------	---	-----------------------------	---------------------------------	--

Products Compatible

Wall AP

RG-RAP1200(F)
[Learn More](#) →

RG-RAP1201
[Learn More](#) →

RG-RAP1200(P)
[Learn More](#) →

Ceiling AP

RG-RAP2200(F)
[Learn More](#) →

RG-RAP2200(E)
[Learn More](#) →

Outdoor AP

RG-RAP6202(G)
[Learn More](#) →

Highlight Features

RG-PoE-AT30

Output Voltage:
52V+5% DC@0.6A

Rated Voltage:
100-240v AC @ 50/60Hz

Input Current:
0.7A(Max)


Inrush Current:
<100A@230V AC

2-pair Powering:
Pins 4,5(+) and Pins7,8(-)


Products Compatible

Wall AP	Ceiling AP	Outdoor AP
 RG-RAP1200(F) Learn More →	 RG-RAP2200(F) Learn More →	 RG-RAP6202(G) Learn More →
 RG-RAP1201 Learn More →	 RG-RAP2200(E) Learn More →	 RG-RAP6262(G) Learn More →
 RG-RAP1200(P) Learn More →	 RG-RAP2260(G) Learn More →	 RG-RAP6262 Learn More →
 RG-RAP1261 Learn More →	 RG-RAP2260 Learn More →	 RG-RAP6260(G) Learn More →


Highlight Features



RG-RAP1260
[Learn More →](#)



RG-RAP2266
[Learn More →](#)



RG-RAP2260(E)
[Learn More →](#)

RG-PoE-50-60W-MG




1-port PoE adapter(2500Base-T)

Output Voltage: 52V+5% DC@1.08A	Rated Voltage: 100-240v AC @ 50/60Hz	Input Current: 1.5A@120V AC, 1.2A@240V AC	Inrush Current: <60A Peak@120V AC, <120A Peak@230V AC	4-pair Powering: Pins 1,2,4,5(+) and Pins3,6,7,8(-)
------------------------------------	---	---	---	---


Products Compatible

Ceiling AP




RG-RAP2260(H)
[Learn More →](#)

Outdoor AP



RG-RAP6260(H)
[Learn More →](#)



RG-RAP6260(H)-D
[Learn More →](#)

Specifications

Model	RG-POE-AF15	RG-POE-AT30	RG-POE-50-60W-MG
Dimensions	92x46.5x29.5±1mm (3.622 x 1.83x 1.16)	95.2x52.2x33.2±1mm (3.75 x 2.05x 1.31)	137.4x62.3x32.6 mm (5.41 x 2.45 x 1.28")
Weight	95±5g(3.35 Oz)	145±5g(5.11 Oz)	225 g (7.94 Oz)
Output Voltage	52V DC @ 0.3A	52V±5% @ 0.60A	56VDC @ 1.08A
Gigabit LAN Port	1G	1G	2.5G
Remote Reset Capability	No	No	No
PoE Standard	Passive PoE, 52V, 15.6W	Passive PoE, 52V, 31.2W	Passive PoE, 56V, 60W
Rated Voltage	100-240VAC @ 50/60Hz	100-240VAC @ 50/60Hz	100-240VAC @ 50/60Hz
Input Current	0.5A(Max)	0.7A(Max)	1.5A@120VAC, 1.2A@240VAC
Inrush Current	<80A@230Vac	100A@230Vac	<60A Peak @ 120VAC, <120A Peak @ 230VAC
Efficiency	84.32%	87.06%	80+%
Output Ripple	≤200mVp-p	≤200mVp-p	1%
Switching Frequency	65KHZ	65KHZ	65KHz
Line Regulation	≤5%	≤5%	≤5%
Load Regulation	≤5%	≤5%	≤5%
2-Pair Powering	Pins 4, 5 (+) and Pins 7, 8 (-)	Pins 4, 5 (+) and Pins 7, 8 (-)	-
4-Pair Powering	NA	NA	Pins 1, 2, 4, 5 (+) and Pins 3, 6, 7, 8 (-)
Operating Temperature	-10°C TO 45°C(14 to 113° F)	-10°C TO 45°C(14 to 113° F)	0 to 40° C (32 to 104° F)
Storage Temperature	-40 to 70°C (-40 to 158° F)	-40°C TO +70°C(-40 to 158° F)	-30 to 70°C (-22 to 158° F)
Operating Humidity	5~95% Noncondensing	5~95% RH, Non-condensing	35 to 95% Noncondensing
AC Connector	IEC-320 C8	IEC-320 C6	3-pole appliance inlet type C6
Data IN / POE	RJ45 Shielded Socket	RJ45 Shielded Socket	RJ45 Shielded Socket
Surge Protection	Difference and Common Mode	Difference and Common Mode	Difference and Common Mode

/ Specifications

Specification	RG-POE-AF15	RG-POE-AT30	RG-POE-50-60W-MG
Clamping Protection	NA	NA	65V Power
Max. Surge Discharge	2000A (8/20 μs) Power	2000A (8/20 μs) Power	500A(8/20us)power
Peak Pulse Current	36A (10/1000 μs) Data	36A (10/1000 μs) Data	36A(10/1000us)Data
Shunt Capacitance	<5 pf data	<5 pf data	<5 pF data
Response Time	<1 ns	<1 ns	<1 ns
Certifications	CE;CB	CE;CB	CE;CCC

Warning

Operation of this equipment in a residential environment could cause radio interference.



 **R**edefine your easy network

Copyright ©2000-2023 Ruijie Networks Co., Ltd. All rights reserved.

No part of this document may be reproduced or transmitted in any form or any means without prior written consent of Ruijie Networks Co., Ltd.

Notice

This content is applicable only to regions outside the China mainland. Ruijie Networks Co., Ltd. reserves the right to interpret this content.

The information contained herein is subject to change without notice. Nothing herein should be construed as constituting an additional warranty. Ruijie Networks Co., Ltd. shall not be liable for technical or editorial errors or omissions contained herein.



Ruijie Networks Co., Ltd.
Building 19, Juyuanzhou Industrial Park, No.618 Jinshan
Road, Cangshan District, Fuzhou, Fujian, China
Website: <https://www.ruijienetworks.com>