

# SPEC SHEET + MEASUREMENTS

PORT AUTHORITY.

Port Authority® Adjustable Mesh Back Cap. C911

## Product photo

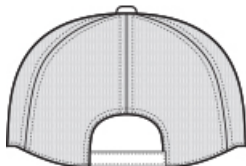


- 100% cotton twill front panels; 100% polyester mesh mid and back panels
- Structured
- Mid-profile
- Micro hook and loop closure

## Sketches



front



back

# SPEC SHEET + MEASUREMENTS

PORT AUTHORITY

Port Authority® Adjustable Mesh Back Cap. C911

## PRODUCT MEASUREMENTS

	OSFA
Crown Height	6 1/2
Width of Front Panel(s)	7 1/4
Bill/Visor Length	2 3/4

**Crown Height:** Measure from middle of button at top, to brim seam along center front.

**Width of Front Panel(s):** Measure from side seam to side seam along bottom of crown (where bill meets crown along seam).

**Bill/Visor Length:** Measure from outside edge of bill to crown seam at center front.

## SIZE CHARTS

	OSFA
Hat Size	6 5/8- 8
Head Size	20 7/8- 25 1/8

# SPEC SHEET + MEASUREMENTS

PORT AUTHORITY








Port Authority® Adjustable Mesh Back Cap. C911

## HOW TO MEASURE

### HATS

Measure the circumference around the head, above the eyebrow and at the widest part of the head.  
Divide number by 3.14 for hat size.

## COLORS

						
Black PMS BLACK C	Carbon Grey	Chili Red PMS 201C	Radiant Royal PMS 7687C	Sage Green PMS 7771C	True Navy PMS 532C	White