

nest

Welcome home.



Meet the Nest Secure alarm system.

Nest Guard is the brains of the system. It's the keypad, alarm and motion sensor for the room. And it's where you arm and disarm with Nest Tag or a passcode. Or just use your voice with the built-in Google Assistant. You can even say things like "Hey Google, do I need an umbrella?" or "How long will it take to get to the airport?" on your way out the door.



Press a button to choose a security level.



Disarm

The alarm system is off.



Home and guarding

For when you're home and want security, the alarm sounds if a door or window opens.



Away and guarding

For when no one is home, the alarm sounds if a door or window opens, or if there's motion in a room.



Info

Press to hear important messages about your system, like you left a window open or Nest Detect's battery is low.



The light ring tells you what's happening.



After you arm, counts down the time you have to leave home before the alarm sounds.



When you come home, counts down the time you have to disarm before the alarm sounds.



The alarm is going off.

Nest Tag.

The easiest way to arm and disarm.

Just tap Nest Tag on Nest Guard and hold until you hear a chime.



Keep one Nest Tag on your keychain.
Give the other Nest Tag to family, guests or someone you trust.



Create a schedule in the Nest app.
Let someone arm and disarm the alarm at certain times, like your dog walker or house cleaner.



If you lose one, you can disable it fast.
Go to Settings in the Nest app.

Nest Detect.

The sensor that does even more.

Stick Nest Detect on a wall, and it senses motion in the room. Stick it on a window, and it senses open/close. Stick it on a door, and it senses both motion and open/close.



Press to open quietly.

Say the house is armed and you need to open a door or window. Just press the button on Nest Detect. Quiet Open disarms the alarm while you open it. When you close it, the alarm arms again automatically.



Listen for the tone.

You'll hear Nest Detect's open tone when a door or window opens and the house is disarmed. So you'll know your kids just went out to play in the yard. Press the button, and Quiet Open will bypass the tone.



Make it dog friendly.

Dog Pass keeps your small dog from setting off motion sensors and the alarm. Adjust the sensitivity in Settings.



Find your way with Pathlight.

Nest Detect lights up in the dark when you walk by. Just enable Pathlight in the Nest app settings.

Easy ways to arm and disarm.



Tag in with Nest Tag.

Tap on Nest Guard and hold until you hear a chime.



Enter your passcode.

To disarm, enter your passcode then press the checkmark.



Use the Nest app.

Choose Away and guarding when everyone leaves the house. Choose Home and guarding when you're home. Or turn Nest Secure off. If you forget to arm, you'll get a Remind Me alert on your phone.*



Ask your Google Assistant.

Just say, "Hey Google, set Nest Secure to Home and guarding," Or "Hey Google, set security to Away and guarding."

*Mobile notifications and remote control require working internet and Wi-Fi. Or get cellular backup (sold separately).

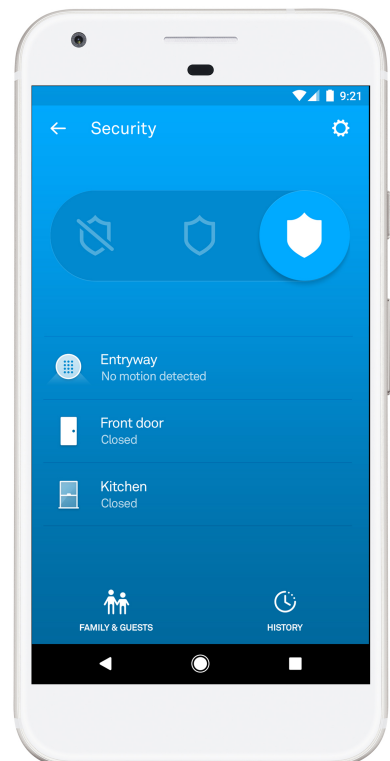
There's no rush.

Don't worry about the alarm.
With No Rush, you can choose
the time you need to come and
go in the Nest app.

"You have one minute to exit."

Control everything with one simple app.

Choose your alarm countdown,
arm and disarm the alarm, and
see what happened at home.



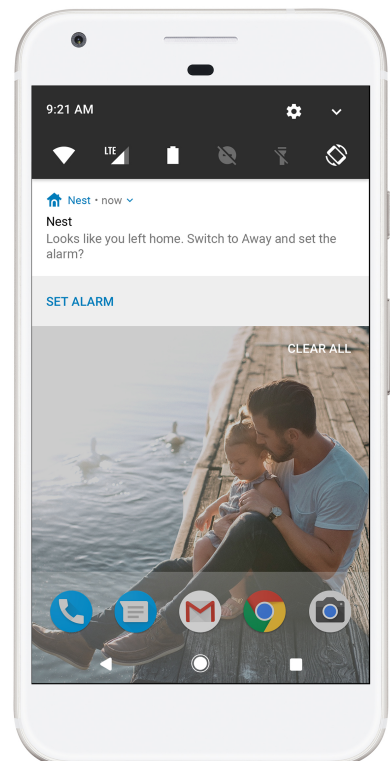
Helpful reminders.

Nest Guard will tell you helpful information, like you left a window or door open.

“The kitchen window is open.”

Remind Me alerts.

If you forgot to arm your home on your way out and Nest notices nobody's home, you'll get a Remind Me alert so you can arm right from your phone. Nest can even remind you to disarm on your way home.



Security alarm.

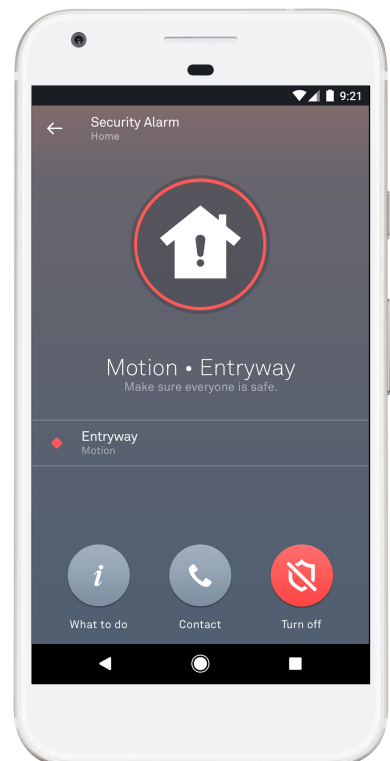
The alarm will go off when a door or window opens. Or when Nest Detect or Nest Guard senses motion in a room.

“Security alert. There’s motion in the entryway.”

Security alerts.

Whenever the alarm goes off, you’ll get a notification on your phone.* Check the Nest app to see which motion sensors set off the alarm. If you have a Nest Cam, you can see what’s happening at home. You can call the police or your emergency contact.

*Mobile notifications and remote control require working internet and Wi-Fi. Or get cellular backup (sold separately).



Customize your settings.



Choose your countdowns.

You can customize your entry countdown for every Nest Detect in your house. You might set a 2-minute countdown for a door you use most. And set No Delay for a door you hardly use. So if someone opens it, the alarm will go off instantly. Choose entry countdowns in Settings.

Childproof Nest Guard.

You can require a passcode to arm the alarm to prevent accidental arming.

Set up your emergency contacts.

Set up names and phone numbers of emergency contacts and the police, so you can call them right from a security alert.

Set up Remind Me alerts.

Enable Home/Away Assist in Settings so Nest Secure knows when you've left the house and when you're coming home.

Customize motion detection.

You can turn motion detection on or off, even when your alarm is set to Home and guarding. This is helpful if your bedrooms are upstairs, so you can turn on motion detection downstairs while you sleep. Customize motion detection for each Nest Detect and Nest Guard in the Nest app.

Add more security to Nest Secure.



Add even more sensors.

Keep track of more doors, rooms and windows with additional Nest Detect sensors.

Add more Nest Tags.

Buy additional Nest Tags for more people you trust so they can easily arm and disarm the alarm.

Add Nest Cams, inside and out.

Outdoor security cameras can deter intruders. And if they do get in, indoor security cameras can spot them red-handed.

Add cellular backup.

Nest Secure sends you notifications over Wi-Fi. Sign up for cellular backup and you'll still get security alerts on your phone if Wi-Fi goes down. (sold separately)

Sign up for 24/7 professional monitoring.

They'll look out for your home when you're away.