

Developer Programme Policy (effective from 12 August 2020)

Let's build the world's most trusted source for apps and games

Your innovation is what drives our shared success, but with it comes responsibility. These Developer Programme Policies, along with the [Developer Distribution Agreement](#), ensure that together we continue to deliver the world's most innovative and trusted apps to over a billion people through Google Play. We invite you to explore our policies below.

Restricted content

People from all over the world use Google Play to access apps and games every day. Before submitting an app, ask yourself if your app is appropriate for Google Play and compliant with local laws.

Child endangerment

Apps that include content that sexualises minors are subject to immediate removal from the Store-, including but not limited to, apps that promote paedophilia or inappropriate interaction targeted at a minor (e.g. groping or caressing).

In addition, apps that appeal to children but contain adult themes are not allowed, including but not limited to, apps with excessive violence, blood and gore; apps that depict or encourage harmful and dangerous activities. We also don't allow apps that promote negative body or self image including apps that depict for entertainment purposes plastic surgery, weight loss and other cosmetic adjustments to a person's physical appearance.

If we become aware of content with child sexual abuse imagery, we will report it to the appropriate authorities and delete the Google Accounts of those involved with the distribution.

Inappropriate content

To ensure that Google Play remains a safe and respectful platform, we've created standards defining and prohibiting content that is harmful or inappropriate for our users.

Sexual content and profanity

We don't allow apps that contain or promote sexual content or profanity, including pornography, or any content or services intended to be sexually gratifying. Content that contains nudity may be allowed if the primary purpose is educational, documentary, scientific or artistic, and is not gratuitous.

Here are some examples of common violations:

- Depictions of sexual nudity, or sexually suggestive poses in which the subject is nude, blurred or minimally clothed, and/or where the clothing would not be acceptable in an appropriate public context.
- Depictions, animations or illustrations of sex acts, sexually suggestive poses or the sexual depiction of body parts.
- Content that depicts or are functionally sexual aids, sex guides, illegal sexual themes and fetishes.
- Content that is lewd or profane – including but not limited to content which may contain profanity, slurs, explicit text or adult/sexual keywords in the Store Listing or in-app.
- Content that depicts, describes or encourages bestiality.
- Apps that promote sex-related entertainment, escort services, or other services that may be interpreted as providing sexual acts in exchange for compensation.
- Apps that degrade or objectify people.

Hate speech

We don't allow apps that promote violence or incite hatred against individuals or groups based on race or ethnic origin, religion, disability, age, nationality, veteran status, sexual orientation, gender, gender identity or any other characteristic that is associated with systemic discrimination or marginalisation.

Apps which contain EDSA (Educational, Documentary, Scientific or Artistic) content related to Nazis may be blocked in certain countries, in accordance with local laws and regulations.

Here are examples of common violations:

- Content or speech asserting that a protected group is inhuman, inferior or worthy of being hated.
- Apps that contain hateful slurs, stereotypes or theories about a protected group possessing negative characteristics (e.g. malicious, corrupt, evil, etc.), or that explicitly or implicitly claim that the group is a threat.
- Content or speech trying to encourage others to believe that people should be hated or discriminated against because they are a member of a protected group.
- Content which promotes hate symbols such as flags, symbols, insignias, paraphernalia or behaviours associated with hate groups.

Violence

We don't allow apps that depict or facilitate gratuitous violence or other dangerous activities. Apps that depict fictional violence in the context of a game, such as cartoons, hunting or fishing, are generally allowed.

Here are some examples of common violations:

- Graphic depictions or descriptions of realistic violence or violent threats to any person or animal.
- Apps that promote self harm, suicide, bullying, harassment, eating disorders, choking games or other acts where serious injury or death may result.

Terrorist content

We don't permit terrorist organisations to publish apps on Google Play for any purpose, including recruitment.

We don't allow apps with content related to terrorism, such as content that promotes terrorist acts, incites violence or celebrates terrorist attacks. If posting content related to terrorism for an educational, documentary, scientific or artistic purpose, be mindful to provide enough information so that users understand the context.

Sensitive events

We don't allow apps that lack reasonable sensitivity towards or capitalise on a natural disaster, atrocity, conflict, death or other tragic events. Apps with content related to a sensitive event are generally allowed if that content has EDSA (Educational, Documentary, Scientific or Artistic) value or intends to alert users to or raise awareness for the sensitive event.

Here are examples of common violations:

- Lacking sensitivity regarding the death of a real person or group of people due to suicide, overdose, natural causes, etc.
- Denying a major tragic event.
- Appearing to profit from a tragic event with no discernible benefit to the victims.

Bullying and harassment

We don't allow apps that contain or facilitate threats, harassment or bullying.

Here are examples of common violations:

- Bullying victims of international or religious conflicts.
- Content that seeks to exploit others, including extortion, blackmail, etc.
- Posting content in order to humiliate someone publicly.
- Harassing victims, or their friends and families, of a tragic event.

Dangerous products

We don't allow apps that facilitate the sale of explosives, firearms, ammunition or certain firearms accessories.

- Restricted accessories include those that enable a firearm to simulate automatic fire or convert a firearm to automatic fire (e.g. bump stocks, gatling triggers, drop-in auto sears, conversion kits), and magazines or belts carrying more than 30 rounds.

We don't allow apps that provide instructions for the manufacture of explosives, firearms, ammunition, restricted firearm accessories or other weapons. This includes instructions on how to convert a firearm to automatic, or simulated automatic, firing capabilities.

Marijuana

We don't allow apps that facilitate the sale of marijuana or marijuana products, regardless of legality.

Here are some examples of common violations:

- Allowing users to order marijuana through an in-app shopping basket feature.
- Assisting users in arranging delivery or collection of marijuana.
- Facilitating the sale of products containing THC (Tetrahydrocannabinol), including products such as CBD oils containing THC.

Tobacco and alcohol

We don't allow apps that facilitate the sale of tobacco (including e-cigarettes and vape pens) or encourage the illegal or inappropriate use of alcohol or tobacco.

Here are examples of common violations:

- Depicting or encouraging the use or sale of alcohol or tobacco to minors.
- Implying that consuming tobacco can improve social, sexual, professional, intellectual or athletic standing.
- Portraying excessive drinking favourably, including the favourable portrayal of excessive, binge or competition drinking.

Financial services

We don't allow apps that expose users to deceptive or harmful financial products and services.

For the purposes of this policy, we consider financial products and services to be those related to the management or investment of money and cryptocurrencies, including personalised advice.

If your app contains or promotes financial products and services, you must comply with regional and local regulations for any region or country that your app targets – for example, include specific disclosures required by local law.

Binary options

We do not allow apps that provide users with the ability to trade binary options.

Cryptocurrencies

We don't allow apps that mine cryptocurrency on devices. We permit apps that remotely manage the mining of cryptocurrency.

Personal loans

We define personal loans as lending money from one individual, organisation or entity to an individual consumer on a non-recurring basis, not for the purpose of financing the purchase of a fixed asset or education. Personal loan consumers require information about the quality, features, fees, repayment schedule, risks and benefits of loan products in order to make informed decisions about whether to undertake the loan.

- Examples: Personal loans, payday loans, peer-to-peer loans, title loans
- Not included: Mortgages, car loans, student loans, revolving lines of credit (such as credit cards, personal lines of credit)

Apps that provide personal loans, including but not limited to apps which offer loans directly, lead generators, and those who connect consumers with third-party lenders, must disclose the following information in the app metadata:

- Minimum and maximum period for repayment
- Maximum Annual Percentage Rate (APR), which generally includes interest rate plus fees and other costs for a year, or similar other rate calculated consistently with local law
- A representative example of the total cost of the loan, including all applicable fees
- A privacy policy that comprehensively discloses the access, collection, use and sharing of personal and sensitive user data.

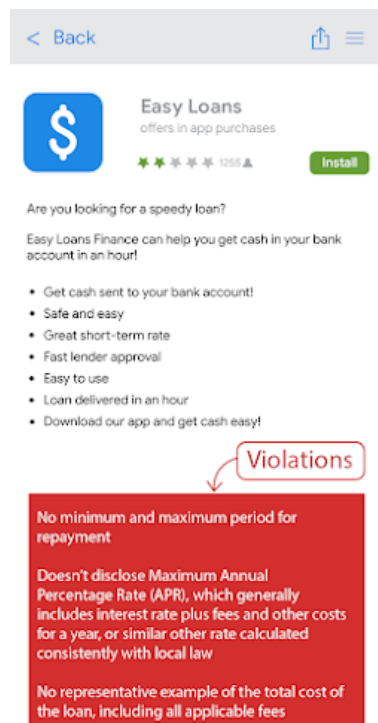
We do not allow apps that promote personal loans which require repayment in full in 60 days or less from the date that the loan is issued (we refer to these as 'short-term personal loans').

High APR personal loans

In the United States, we do not allow apps for personal loans where the Annual Percentage Rate (APR) is 36% or higher. Apps for personal loans in the United States must display their maximum APR, calculated consistently with the [Truth in Lending Act \(TILA\)](#).

This policy applies to apps which offer loans directly, lead generators and those who connect consumers with third-party lenders.

Here is an example of common violations:



Real-money gambling, games and contests

We allow real-money gambling apps, ads related to real-money gambling and daily fantasy sports apps that meet certain requirements.

Gambling apps

(Currently permitted in the UK, Ireland and France only)

For all other locations, we don't allow apps containing content or services that facilitate online gambling.

We allow content and services that facilitate online gambling, as long as they meet the following requirements:

- Developer must successfully [complete the application process](#) in order to distribute the app on Play;
- App must comply with all applicable laws and industry standards for each country in which it is distributed;
- Developer must have a valid gambling licence for each country in which the app is distributed;
- App must prevent under-age users from gambling in the app;
- App must prevent use from countries not covered by the developer-provided gambling licence;
- App must NOT be purchasable as a paid app on Google Play, nor use Google Play In-App Billing;
- App must be free to download and install from the Store;
- App must be rated AO (Adult Only) or IARC equivalent; and
- App and its app listing must clearly display information about responsible gambling.

Other real-money games, contests and tournament apps

We don't allow content or services that enable or facilitate users' ability to wager, stake or participate using real money (including in-app items purchased with money) to obtain a prize of real-world monetary value. This includes, but is not limited to, online casinos, sports betting, lotteries that fail to meet the requirements for gambling apps noted above, and games that offer prizes of cash or other real-world value.

Here are examples of violations:

- Games that accept money in exchange for an opportunity to win a physical or monetary prize
- Games with 'loyalty' (e.g. engagement or activity) points that (1) are accrued or accelerated via real-money purchases which (2) can be exchanged for items or prizes of real-world monetary value
- Apps that accept or manage gambling wagers, in-app currencies required for participation, winnings or deposits in order to obtain or accelerate eligibility for a physical or monetary prize.
- Apps that provide a 'call to action' to wager, stake or participate in real-money games, contests or tournaments using real money, such as apps with navigational elements (menu items, tabs, buttons, etc.) that invite users to 'REGISTER!' or 'COMPETE!' in a tournament for a chance to win a cash prize.

Ads for gambling or real-money games, contests and tournaments within Play-distributed apps

We allow apps that advertise gambling or real-money games, context and tournaments if they meet the following requirements:

- The app and ad (including advertisers) must comply with all applicable laws and industry standards for any location where the ad is displayed;
- Ad must meet local licensing requirements for all gambling-related products and services being promoted;
- App must not display a gambling ad to individuals known to be under the age of 18;
- App must not be enrolled in the Designed for Families programme;
- App must not target individuals under the age of 18;
- If advertising a gambling app (as defined above), ad must clearly display information about responsible gambling on its landing page, the advertised app listing itself or within the app;-
- App must not provide simulated gambling content (e.g. social casino apps, apps with virtual slot machines);
- App must not provide gambling or real-money games, lotteries or tournament support functionality (e.g. functionality that assists with wagering, payouts, sports score/odds tracking or management of participation funds);
- You must not have an ownership interest in gambling or real-money games, lotteries or tournament services advertised within the app;
- App content must not promote or direct users to gambling or real-money games, lotteries or tournament services

Only gambling apps (as defined above) or apps that meet all of these gambling ads requirements may include ads for real-money gambling or real-money games, lotteries or tournaments.

Here are some examples of violations:

- An app that's designed for under-age users and shows an ad promoting gambling services
- A simulated casino game that promotes or directs users to real-money casinos
- A dedicated sports odds tracker app containing integrated gambling ads linking to a sports betting site
- A news app that shows ads for a gambling service owned or operated by the app's developer
- Apps that have gambling ads that violate our [deceptive ads](#) policy, such as ads that appear to users as buttons, icons or other interactive in-app elements

Daily fantasy sport (DFS) apps

We only allow daily fantasy sport (DFS) apps, as defined by applicable local law, if they meet the following requirements:

- App is either 1)-only distributed in the United States or 2) eligible under the gambling apps requirements noted above;
- Developer must successfully complete [the DFS application](#) process and be accepted in order to distribute the app on Play;
- App must comply with all applicable laws and industry standards for the countries in which it is distributed;
- App must prevent under-age users from wagering or conducting monetary transactions within the app;
- App must NOT be purchasable as a paid app on Google Play, nor use Google Play In-App Billing;
- App must be free to download and install from the Store;
- App must be rated AO (Adult Only) or IARC equivalent; and
- App and its app listing must clearly display information about responsible gambling.

If distributed in the US, the following additional requirements apply;

- App must comply with all applicable laws and industry standards for any US state or US territory in which it is distributed;
- Developer must have a valid licence for each US state or US territory in which a licence is required for daily fantasy sport apps;

- App must prevent use from US states or US territories in which the developer does not hold a licence required for daily fantasy sport apps; and
- App must prevent use from US states or US territories where daily fantasy sport apps are not legal.

Illegal activities

We don't allow apps that facilitate or promote illegal activities.

Here are some examples of common violations:

- Facilitating the sale or purchase of illegal drugs or prescription drugs without a prescription.
- Depicting or encouraging the use or sale of drugs, alcohol or tobacco by minors.
- Instructions for growing or manufacturing illegal drugs.

User-generated content

User-generated content (UGC) is content that users contribute to an app, and which is visible to or accessible by at least a subset of the app's users.

Apps that contain or feature UGC must:

- require that users accept the app's terms of use and/or user policy before users can create or upload UGC;
- define objectionable content and behaviours (in a way that complies with Play's Developer Programme Policies), and prohibit them in the app's Terms of Use or user policies;
- implement robust, effective and ongoing UGC moderation, as is reasonable and consistent with the type of UGC hosted by the app
 - In the case of live-streaming apps, objectionable UGC must be removed as close to real time as reasonably possible;
 - In the case of augmented reality (AR) apps, UGC moderation (including the in-app reporting system) must account for both objectionable AR UGC (e.g. a sexually explicit AR image) and sensitive AR anchoring location (e.g. AR content anchored to a restricted area, such as a military base or a private property where AR anchoring may cause issues for the property owner);
- provide a user-friendly, in-app system for reporting objectionable UGC and take action against that UGC where appropriate;
- remove or block abusive users who violate the app's Terms of Use and/or user policy;
- provide safeguards to prevent in-app monetisation from encouraging objectionable user behaviour.

Apps whose primary purpose is featuring objectionable UGC will be removed from Google Play. Similarly, apps that end up being used primarily for hosting objectionable UGC, or that develop a reputation among users of being a place where such content thrives, will also be removed from Google Play.

Here are some examples of common violations:

- Promoting sexually explicit user-generated content, including implementing or permitting paid features that principally encourage the sharing of objectionable content.
- Apps with user-generated content (UGC) that lack sufficient safeguards against threats, harassment or bullying, particularly toward minors.
- Posts, comments or photos within an app that are primarily intended to harass or single out another person for abuse, malicious attack or ridicule.
- Apps that continually fail to address user complaints about objectionable content.

Unapproved substances

Google Play doesn't allow apps that promote or sell unapproved substances, irrespective of any claims of legality. Examples:

- All items on this non-exhaustive list of [prohibited pharmaceuticals and supplements](#)
- Products that contain ephedra
- Products containing human chorionic gonadotropin (hCG) in relation to weight loss or weight control, or when promoted in conjunction with anabolic steroids
- Herbal and dietary supplements with active pharmaceutical or dangerous ingredients
- False or misleading health claims, including claims implying that a product is as effective as prescription drugs or controlled substances

- Non-government approved products that are marketed in a way that implies that they're safe or effective for use in preventing, curing or treating a particular disease or ailment
- Products that have been subject to any government or regulatory action or warning
- Products with names that are confusingly similar to an unapproved pharmaceutical or supplement or controlled substance

For additional information on the unapproved or misleading pharmaceuticals and supplements that we monitor, please visit www.legitscript.com.

Intellectual property

When developers copy someone else's work or use it without required permission, it might harm the owner of that work. Don't rely on unfair use of other people's work.

Intellectual property

We don't allow apps or developer accounts that infringe on the intellectual property rights of others (including trademark, copyright, patent, trade secret and other proprietary rights). We also don't allow apps that encourage or induce infringement of intellectual property rights.

We will respond to clear notices of alleged copyright infringement. For more information or to file a DMCA request, please visit our [copyright procedures](#).

To submit a complaint regarding the sale or promotion for sale of counterfeit goods within an app, please submit a [counterfeit notice](#).

If you are a trademark owner and you believe that there is an app on Google Play that infringes on your trademark rights, we encourage you to get in touch with the developer directly to resolve your concern. If you are unable to reach a resolution with the developer, please submit a trademark complaint through this [form](#).

If you have written documentation proving that you have permission to use a third party's intellectual property in your app or Store Listing (such as brand names, logos and graphic assets), [contact the Google Play team](#) in advance of your submission to ensure that your app is not rejected for an intellectual property violation.

Unauthorised use of copyrighted content

We don't allow apps that infringe copyright. Modifying copyrighted content may still lead to a violation. Developers may be required to provide evidence of their rights to use copyrighted content.

Please be careful when using copyrighted content to demonstrate the functionality of your app. In general, the safest approach is to create something that's original.

Here are some examples of copyrighted content that is often used without authorisation or a legally valid reason:

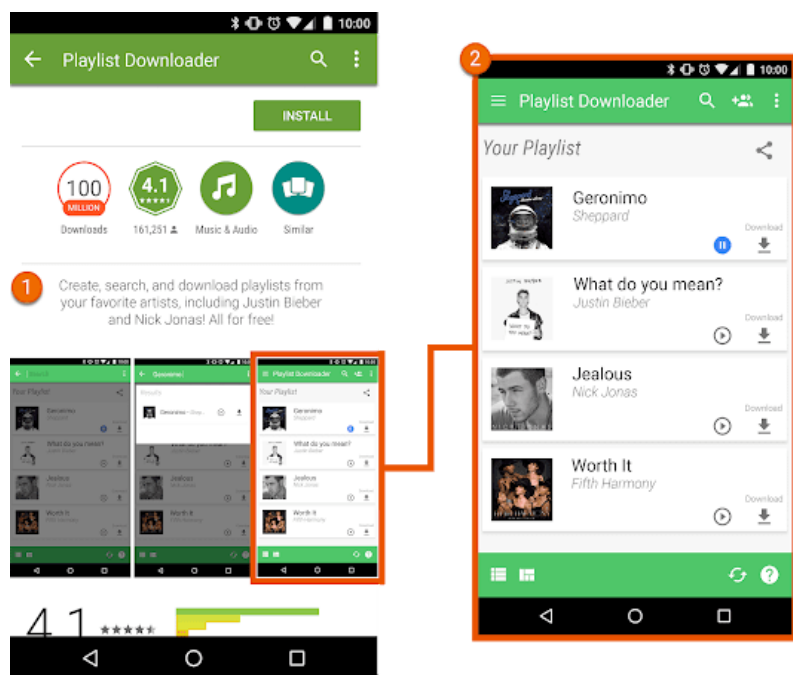
- Cover art for music albums, video games and books.
- Marketing images from films, television or video games.
- Artwork or images from comic books, cartoons, films, music videos or television.
- College and professional sports team logos.
- Photos taken from a public figure's social media account.
- Professional images of public figures.
- Reproductions or "fan art" indistinguishable from the original work under copyright.
- Apps that have soundboards that play audio clips from copyrighted content.
- Full reproductions or translations of books that are not in the public domain.

Encouraging Infringement of Copyright

We don't allow apps that induce or encourage copyright infringement. Before you publish your app, look for ways that your app may be encouraging copyright infringement and seek legal advice if necessary.

Here are some examples of common violations:

- Streaming apps that allow users to download a local copy of copyrighted content without authorisation.
- Apps that encourage users to stream and download copyrighted works, including music and video, in violation of applicable copyright law:



- ① The description in this app listing encourages users to download copyrighted content without authorisation.
- ② The screenshot in the app listing encourages users to download copyrighted content without authorisation.

Trademark infringement

We don't allow apps that infringe on others' trademarks. A trademark is a word, symbol or combination that identifies the source of a good or service. Once acquired, a trademark gives the owner exclusive rights to the trademark usage with respect to certain goods or services.

Trademark infringement is improper or unauthorised use of an identical or similar trademark in a way that is likely to cause confusion as to the source of that product. If your app uses another party's trademarks in a way that is likely to cause confusion, your app may be suspended.

Counterfeit

We don't allow apps that sell counterfeit goods or promote them for sale. Counterfeit goods contain a trademark or logo that is identical to or substantially indistinguishable from the trademark of another. They mimic the brand features of the product in an attempt to pass themselves off as a genuine product of the brand owner.

Privacy, deception and device abuse

We're committed to protecting user privacy and providing a safe and secure environment for our users. Apps that are deceptive, malicious, or intended to abuse or misuse any network, device or personal data are strictly prohibited.

User data

You must be transparent in how you handle user data (e.g. information collected from or about a user, including device information). That means disclosing your app's access, collection, use and sharing of the data, and limiting the use of the data to the purposes disclosed. In addition, if your app handles personal or sensitive user data, please also refer to the additional requirements in the 'Personal and sensitive information' section below. These Google Play requirements are in addition to any requirements prescribed by applicable privacy and data protection laws.

Personal and sensitive information

Personal and sensitive user data includes, but isn't limited to, personally identifiable information, financial and payment information, authentication information, phonebook, contacts, [device location](#), SMS and call-related data, microphone, camera, and other sensitive device or usage data. If your app handles sensitive user data, then you must:

- Limit your access, collection, use and sharing of personal or sensitive data acquired through the app to purposes directly related to providing and improving the features of the app (e.g. user-anticipated functionality that is documented and promoted in the app's description in the Play Store). Apps that extend usage of this data for serving advertising must be in compliance with our [ad policy](#).

- Post a privacy policy in both the designated field in the Play Console and within the app itself. The privacy policy must, together with any in-app disclosures, comprehensively disclose how your app accesses, collects, uses and shares user data. Your privacy policy must disclose the types of personal and sensitive data that your app accesses, collects, uses and shares, and the types of parties with which any personal or sensitive user data is shared.
- Handle all personal or sensitive user data securely, including transmitting it using modern cryptography (for example, over HTTPS).
- Use a runtime permissions request whenever available, prior to accessing data gated by [Android permissions](#).
- Not sell personal or sensitive user data.

Prominent disclosure and consent requirement

In cases where users may not reasonably expect that their personal or sensitive user data will be required to provide or improve the policy-compliant features or functionality within your app (e.g. data collection occurs in the background of your app), you must meet the following requirements:

You must provide an in-app disclosure of your data access, collection, use and sharing. The in-app disclosure:

- Must be within the app itself, not only in the app description or on a website;
- Must be displayed in the normal usage of the app and not require the user to navigate into a menu or settings;
- Must describe the data being accessed or collected;
- Must explain how the data will be used and/or shared;
- **Cannot** only be placed in a privacy policy or Terms of Service; and
- **Cannot** be included with other disclosures unrelated to personal or sensitive data collection.

Your in-app disclosure must accompany and immediately precede a request for user consent and, where available, an associated runtime permission. You may not access or collect any personal or sensitive data until the user consents. The app's request for consent:

- Must present the consent dialogue clearly and unambiguously;
- Must require affirmative user action (e.g. tap to accept, select a tick box);
- **Must not** interpret navigation away from the disclosure (including tapping away or pressing the back or home button) as consent; and
- **Must not** use auto-dismissing or expiring messages as a means of obtaining user consent.

Here are some examples of common violations:

- An app that accesses a user's inventory of installed apps and doesn't treat this data as personal or sensitive data subject to the above privacy policy, data handling, and prominent disclosure and consent requirements.
- An app that accesses a user's phone or contact book data and doesn't treat this data as personal or sensitive data subject to the above privacy policy, data handling, and prominent disclosure and consent requirements.
- An app that records a user's screen and doesn't treat this data as personal or sensitive data subject to this policy.
- An app that collects [device location](#) and does not comprehensively disclose its use and obtain consent in accordance with the above requirements
- An app that collects restricted permissions in the background of the app including for tracking, research or marketing purposes and does not comprehensively disclose its use and obtain consent in accordance with the above requirements.

Specific restrictions for sensitive data access

In addition to the requirements above, the table below describes requirements for specific activities.

Activity	Requirement
Your app handles financial or payment information or government identification numbers	Your app must never publicly disclose any personal or sensitive user data related to financial or payment activities or any government identification numbers.
Your app handles non-public phone book or contact information	We don't allow unauthorised publishing or disclosure of people's non-public contacts.
Your app contains anti-virus or security functionality, such as anti-virus, anti-malware or security-related features	Your app must post a privacy policy that, together with any in-app disclosures, explains what user data your app collects and transmits, how it's used and the type of parties with whom it's shared.

EU-US Privacy Shield

Privacy Shield

If you access, use or process personal information made available by Google that directly or indirectly identifies an individual, and that originated in the European Union or Switzerland ('EU Personal Information'), then you must:

- comply with all applicable privacy, data security and data protection laws, directives, regulations and rules;
- access, use or process EU Personal Information only for purposes that are consistent with the consent obtained from the individual to whom the EU Personal Information relates;
- implement appropriate organisational and technical measures to protect EU personal information against loss, misuse and unauthorised or unlawful access, disclosure, alteration and destruction; and
- provide the same level of protection as is required by the [Privacy Shield principles](#).

You must monitor your compliance with these conditions on a regular basis. If, at any time, you cannot meet these conditions (or if there is a significant risk that you will not be able to meet them), you must immediately notify us by email to data-protection-office@google.com and immediately either stop processing EU personal information or take reasonable and appropriate steps to restore an adequate level of protection.

Permission

Permission requests should make sense to users. You may only request permissions that are necessary to implement current features or services in your app that are promoted in your Play Store listing. You may not use permissions that give access to user or device data for undisclosed, unimplemented or disallowed features or purposes. Personal or sensitive data accessed through permissions may never be sold.

Request permissions to access data in context (via incremental auth) so that users understand why your app is requesting the permission. Use the data only for purposes that the user has consented to. If you later wish to use the data for other purposes, you must ask users and make sure that they affirmatively agree to the additional uses.

Restricted permissions

In addition to the above, restricted permissions are permissions that are designated as [dangerous](#), [special](#) or [signature](#), and are subject to the following additional requirements and restrictions:

- Sensitive user or device data accessed through restricted permissions may only be transferred to third parties if necessary to provide or improve current features or services in the app from which the data was collected. You may also transfer data as necessary to comply with applicable law or as part of a merger, acquisition or sale of assets with legally adequate notice to users. All other transfers or sales of the user data are prohibited.
- Respect users' decisions if they decline a request for a restricted permission, and users may not be manipulated or forced into consenting to any non-critical permission. You must make a reasonable effort to accommodate users who do not grant access to sensitive permissions (e.g. allowing a user to manually enter a phone number if they've restricted access to call logs).

Certain restricted permissions may be subject to additional requirements as detailed below. The objective of these restrictions is to safeguard user privacy. We may make limited exceptions to the requirements below in very rare cases where apps provide a highly compelling or critical feature, and where there is no alternative method available to provide the feature. We evaluate proposed exceptions against the potential privacy or security impacts on users.

SMS and call log permissions

SMS and call log permissions are regarded as personal and sensitive user data subject to the [personal and sensitive Information](#) policy, and the following restrictions:

Restricted permission	Requirement
Your app manifest requests the call log permission group (e.g. <code>READ_CALL_LOG</code> , <code>WRITE_CALL_LOG</code> , <code>PROCESS_OUTGOING_CALLS</code>)	It must be actively registered as the default Phone or Assistant handler on the device.
Your app manifest requests the SMS permission group (e.g. <code>READ_SMS</code> , <code>SEND_SMS</code> , <code>WRITE_SMS</code> , <code>RECEIVE_SMS</code> , <code>RECEIVE_WAP_PUSH</code> , <code>RECEIVE_MMS</code>)	It must be actively registered as the default SMS or Assistant handler on the device.

Apps lacking default SMS, Phone or Assistant handler capability may not declare use of the above permissions in the manifest. This includes placeholder text in the manifest. Additionally, apps must be actively registered as the default SMS, phone or Assistant handler before prompting users to accept any of the above permissions, and must immediately stop using the permission when they're no longer the default handler. The permitted uses and exceptions are available on [this Help Centre page](#).

Apps may only use the permission (and any data derived from the permission) to provide approved core app functionality. Core functionality is defined as the main purpose of the app. This may include a set of core features, which must all be prominently documented and promoted in the app's description. Without the core feature, the app is 'broken' or rendered unusable. The transfer, sharing or licensed use of this data must only be for providing core features or services within the app, and its use may not be extended for any other purpose (e.g. improving other apps or services, advertising or marketing purposes). You may not use alternative methods (including other permissions, APIs or third-party sources) to derive data attributed to call log- or SMS-related permissions.

Location permissions

[Device location](#) is regarded as personal and sensitive user data subject to the [personal and sensitive information](#) policy and the following requirements:

- Apps may not access data protected by location permissions (e.g. `ACCESS_FINE_LOCATION`, `ACCESS_COARSE_LOCATION`, `ACCESS_BACKGROUND_LOCATION`) after it is no longer necessary to deliver current features or services in your app.
- You should never request location permissions from users for the sole purpose of advertising or analytics. Apps that extend permitted usage of this data for serving advertising must be in compliance with our [ad policy](#).
- Apps should request the minimum scope necessary (i.e. coarse instead of fine, and foreground instead of background) to provide the current feature or service requiring location, and users should reasonably expect that the feature or service needs the level of location requested. For example, we may reject apps that request or access background location without compelling justification.
- Background location may only be used to provide features beneficial to the user and relevant to the core functionality of the app.

Apps are allowed to access location using foreground service (when the app only has foreground access, e.g. 'while in use') permission if the use:

- has been initiated as a continuation of an in-app user-initiated action, and
- is terminated immediately after the intended use case of the user-initiated action is completed by the application.

Apps designed specifically for children must comply with the [Designed for Families](#) policy.

All files access permission

Files and directory attributes on a user's device are regarded as personal and sensitive user data subject to the [personal and sensitive information](#) policy and the following requirements:

- Apps should only request access to device storage that is critical for the app to function, and may not request access to device storage on behalf of any third party for any purpose that is unrelated to critical user-facing app functionality.
- Android devices running R (Android 11, API Level 30) or later, will require the [MANAGE_EXTERNAL_STORAGE](#) permission in order to manage access in shared storage. All apps that target R and request broad access to shared storage ('all files access') must successfully pass an appropriate access review prior to publishing. Apps allowed to use this permission must clearly prompt users to enable 'All files access' for their app under 'Special app access' settings. For more information on the R requirements, please see this help article.

Device and network abuse

We don't allow apps that interfere with, disrupt, damage or access in an unauthorised manner the user's device, other devices or computers, servers, networks, application programming interfaces (APIs) or services, including but not limited to, other apps on the device, any Google service or an authorised operator network.

Apps on Google Play must comply with the default Android system optimisation requirements documented in the [core app quality guidelines for Google Play](#).

An app distributed via Google Play may not modify, replace or update itself using any method other than Google Play's update mechanism. Likewise, an app may not download executable code (e.g. dex, JAR, .so files) from a source other than Google Play. This restriction does not apply to code that runs in a virtual machine and has limited access to Android APIs (such as JavaScript in a WebView or browser).

We don't allow code that introduces or exploits security vulnerabilities. Review the [App security improvement programme](#) to find out about the most recent security issues flagged to developers.

Here are some examples of common violations:

- Apps that block or interfere with another app displaying ads.
- Game-cheating apps that affect the gameplay of other apps.
- Apps that facilitate or provide instructions on how to hack services, software or hardware, or circumvent security protections.
- Apps that access or use a service or API in a manner that violates its Terms of Service.
- Apps that are not [eligible for whitelisting](#) and attempt to bypass [system power management](#).
- Apps that facilitate proxy services to third parties may only do so in apps where that is the primary, user-facing core purpose of the app.
- Apps or third-party code (e.g. SDKs) that download executable code, such as DEX files or native code, from a source other than Google Play.
- Apps that install other apps on a device without the user's prior consent.
- Apps that link to or facilitate the distribution or installation of malicious software.

Deceptive behaviour

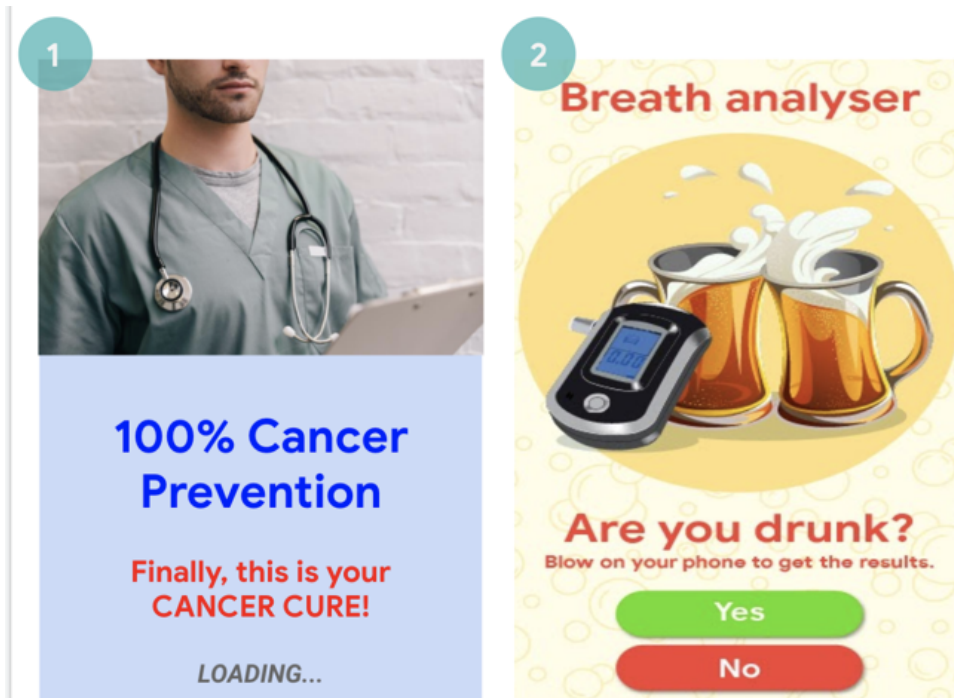
We don't allow apps that attempt to deceive users or enable dishonest behaviour, including but not limited to apps which are determined to be functionally impossible. Apps must provide an accurate disclosure, description and images/video of their functionality in all parts of the metadata. Apps must not attempt to mimic functionality or warnings from the operating system or other apps. Any changes to device settings must be made with the user's knowledge and consent and be reversible by the user.

Misleading claims

We don't allow apps that contain false or misleading information or claims, including in the description, title, icon and screenshots.

Here are some examples of common violations:

- Apps that misrepresent or do not accurately and clearly describe their functionality:
 - An app that claims to be a racing game in its description and screenshots, but is actually a puzzle block game using a picture of a car.
 - An app that claims to be an anti-virus app, but only contains a text guide explaining how to remove viruses.
- Developer or app names that misrepresent their current status or performance on Play. (E.g. 'Editors' Choice', 'Number 1 App', 'Top Paid').
- Apps that feature medical or health-related content or functionalities that are misleading or potentially harmful.
- Apps that claim functionalities that are not possible to implement (e.g. insect repellent apps), even if it is represented as a prank, fake, joke, etc.
- Apps that are improperly categorised, including but not limited to the app rating or app category.
- Demonstrably deceptive content that may interfere with voting processes.
- Apps that falsely claim affiliation with a government entity or offer to provide or facilitate government services for which they are not properly authorised.
- Apps that falsely claim to be the official app of an established entity. Titles like 'Justin Bieber Official' are not allowed without the necessary permissions or rights.



- (1) This app features medical or health-related claims (Cure Cancer) that is misleading
 (2) This apps claim functionalities that are not possible to implement (using your phone as a breathalyser)

Deceptive device settings changes

We don't allow apps that make changes to the user's device settings or features outside of the app without the user's knowledge and consent. Device settings and features include system and browser settings, bookmarks, shortcuts, icons, widgets and the presentation of apps on the Home screen.

Additionally, we do not allow:

- Apps that modify device settings or features with the user's consent but do so in a way that is not easily reversible.
- Apps or ads that modify device settings or features as a service to third parties or for advertising purposes.
- Apps that mislead users into removing or disabling third-party apps or modifying device settings or features.
- Apps that encourage or incentivise users into removing or disabling third-party apps or modifying device settings or features unless it is part of a verifiable security service.

Enabling dishonest behaviour

We don't allow apps that help users to mislead others or are functionally deceptive in any way, including, but not limited to: apps that generate or facilitate the generation of ID cards, social security (national insurance) numbers, passports, diplomas, credit cards and driving licences. Apps must provide accurate disclosures, titles, descriptions and images/video regarding the app's functionality and/or content, and should perform as reasonably and accurately expected by the user.

Additional app resources (for example, game assets) may only be downloaded if they are necessary for the users' use of the app. Downloaded resources must be compliant with all Google Play policies, and before beginning the download, the app should prompt users and clearly disclose the download size.

Any claim that an app is a 'prank' or 'for entertainment purposes' (or other synonym) does not exempt an app from application of our policies.

Here are some examples of common violations:

- Apps that mimic other apps or websites to trick users into disclosing personal or authentication information.
- Apps that depict or display unverified or real-world phone numbers, contacts, addresses or personally identifiable information of non-consenting individuals or entities.
- Apps with different core functionality based on a user's geography, device parameters or other user-dependent data where those differences are not prominently advertised to the user in the Store Listing.
- Apps that change significantly between versions without alerting the user (e.g. ['what's new' section](#)) and updating the Store Listing.
- Apps that attempt to modify or obfuscate behaviour during review.

- Apps with Content Delivery Network (CDN) facilitated downloads that fail to prompt the user and disclose the download size prior to downloading.

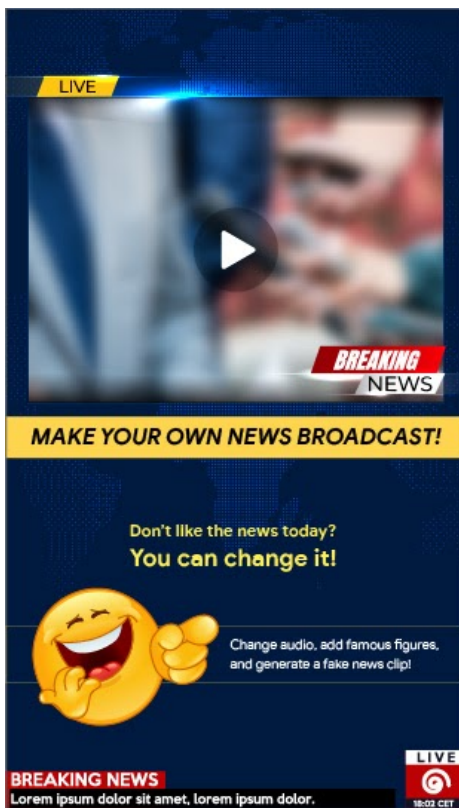
Manipulated media

We don't allow apps that promote or help create false or misleading information or claims conveyed through imagery, videos and/or text. We disallow apps determined to promote or perpetuate demonstrably misleading or deceptive imagery, videos and/or text, which may cause harm pertaining to a sensitive event, politics, social issues or other matters of public concern.

Apps that manipulate or alter media, beyond conventional and editorially acceptable adjustments for clarity or quality, must prominently disclose or watermark altered media when it may not be clear to the average person that the media has been altered. Exceptions may be provided for public interest, or obvious satire or parody.

Here are some examples of common violations:

- Apps adding a public figure to a demonstration during a politically sensitive event.
- Apps using public figures or media from a sensitive event to advertise media altering capability within an app's Store Listing.
- Apps that alter media clips to mimic a news broadcast.



(1) This app provides functionality to alter media clips to mimic a news broadcast, and add famous or public figures to the clip without a watermark.

Misrepresentation

We do not allow apps or developer accounts that impersonate any person or organisation, or that misrepresent or conceal their ownership or primary purpose. We do not allow apps or developer accounts that engage in coordinated activity to mislead users. This includes, but isn't limited to, apps or developer accounts that misrepresent or conceal their country of origin and that direct content at users in another country.

Malware

Malware is any code that could put a user, a user's data or a device at risk. Malware includes, but is not limited to, potentially harmful applications (PHAs), binaries or framework modifications, consisting of categories such as trojans, phishing and spyware apps, and we are continuously updating and adding new categories.

Malware

Our malware policy is simple: the Android ecosystem, including the Google Play Store and user devices, should be free from malicious behaviours (i.e. malware). Through this fundamental principle we strive to provide a safe Android ecosystem for our users and their Android devices.

Though varied in type and capabilities, malware usually has one of the following objectives:

- Compromise the integrity of the user's device.
- Gain control over a user's device.
- Enable remote-controlled operations for an attacker to access, use or otherwise exploit an infected device.
- Transmit personal data or credentials off the device without adequate disclosure and consent.
- Disseminate spam or commands from the infected device to affect other devices or networks.
- Defraud the user.

An app, binary or framework modification can be potentially harmful, and therefore can generate malicious behaviour, even if it wasn't intended to be harmful. This is because apps, binaries or framework modifications can function differently depending on a variety of variables. Therefore, what is harmful to one Android device might not pose a risk at all to another Android device. For example, a device running the latest version of Android is not affected by harmful apps which use deprecated APIs to perform malicious behaviour, but a device that is still running a very early version of Android might be at risk. Apps, binaries or framework modifications are flagged as malware or PHA if they clearly pose a risk to some or all Android devices and users.

The malware categories below reflect our foundational belief that users should understand how their device is being leveraged and promote a secure ecosystem that enables robust innovation and a trusted user experience.

Visit [Google Play Protect](#) for more information.

Backdoors

Code that allows the execution of unwanted, potentially harmful, remote-controlled operations on a device.

These operations may include behaviour that would place the app, binary or framework modification into one of the other malware categories if executed automatically. In general, backdoor is a description of how a potentially harmful operation can occur on a device and is therefore not completely aligned with categories like billing fraud or commercial spyware. As a result, a subset of backdoors, under some circumstances, are treated by Google Play Protect as a vulnerability.

Billing fraud

Code that automatically charges the user in an intentionally deceptive way.

Mobile billing fraud is divided into SMS fraud, call fraud and toll fraud.

SMS fraud

Code that charges users to send premium SMS without consent, or tries to disguise its SMS activities by hiding disclosure agreements or SMS messages from the mobile operator notifying the user of charges or confirming subscriptions.

Some code, even though it technically discloses SMS sending behaviour, introduces additional behaviour that accommodates SMS fraud. Examples include hiding parts of a disclosure agreement from the user, making them unreadable, and conditionally suppressing SMS messages from the mobile operator informing the user of charges or confirming a subscription.

Call fraud

Code that charges users by making calls to premium numbers without user consent.

Toll fraud

Code that tricks users into subscribing to or purchasing content via their mobile phone bill.

Toll fraud includes any type of billing except premium SMS and premium calls. Examples of this include direct operator billing, wireless access point (WAP) and mobile airtime transfer. WAP fraud is one of the most prevalent types of toll fraud. WAP fraud can include tricking users into clicking a button on a silently loaded, transparent WebView. Upon performing the action, a recurring subscription is initiated, and the confirmation SMS or email is often hijacked to prevent users from noticing the financial transaction.

Stalkerware

Code that transmits personal information off the device without adequate notice or consent and doesn't display a persistent notification that this is happening.

Stalkerware apps transmit data to a party other than the PHA provider. Legitimate forms of these apps cannot be used by parents to track their children. However, these apps can be used to track a person (a spouse, for example) without their knowledge or permission unless a persistent notification is displayed while the data is being transmitted.

Only policy-compliant apps exclusively designed and marketed for parental (including family) monitoring or enterprise management may distribute on the Play Store with tracking and reporting features, provided that they fully comply with the requirements described below.

Apps distributed on the Play Store that monitor or track a user's behaviour on a device must comply with these requirements:

- Apps must not present themselves as a spying or secret surveillance solution.
- Apps must not hide or cloak tracking behaviour or attempt to mislead users about such functionality.
- Present users with a persistent notification and unique icon that clearly identifies the app.
- Apps and app listings on Google Play must not provide any means to activate or access functionality that violate these terms, such as linking to a non-compliant APK hosted outside Google Play.
- You are solely responsible for determining the legality of your app in its targeted locale. Apps determined to be unlawful in locations where they are published will be removed.

Denial of service (DoS)

Code that, without the knowledge of the user, executes a denial of service (DoS) attack or is part of a distributed DoS attack against other systems and resources.

For example, this can happen by sending a high volume of HTTP requests to produce excessive load on remote servers.

Hostile downloaders

Code that isn't in itself potentially harmful, but downloads other PHAs.

Code may be a hostile downloader if:

- There is reason to believe that it was created to spread PHAs and it has downloaded PHAs or contains code that could download and install apps; or
- At least 5% of apps downloaded by it are PHAs with a minimum threshold of 500 observed app downloads (25 observed PHA downloads).

Major browsers and file-sharing apps aren't considered hostile downloaders as long as:

- They don't drive downloads without user interaction; and
- All PHA downloads are initiated by consenting users.

Non-Android threat

Code that contains non-Android threats.

These apps can't cause harm to the Android user or device, but contain components that are potentially harmful to other platforms.

Phishing

Code that pretends to come from a trustworthy source, requests a user's authentication credentials or billing information, and sends the data to a third party. This category also applies to code that intercepts the transmission of user credentials in transit.

Common targets of phishing include banking credentials, credit card numbers and online account credentials for social networks and games.

Elevated privilege abuse

Code that compromises the integrity of the system by breaking the app sandbox, gaining elevated privileges, or changing or disabling access to core security-related functions.

Examples include:

- An app that violates the Android permissions model, or steals credentials (such as OAuth tokens) from other apps.

- Apps that abuse features to prevent them from being uninstalled or stopped.
- An app that disables SELinux.

Privilege escalation apps that root devices without user permission are classified as rooting apps.

Ransomware

Code that takes partial or extensive control of a device or data on a device and demands that the user make a payment or perform an action to release control.

Some ransomware encrypts data on the device and demands payment to decrypt the data and/or leverage the device admin features so that it can't be removed by a typical user. Examples include:

- Locking a user out of their device and demanding money to restore user control.
- Encrypting data on the device and demanding payment, ostensibly to decrypt the data.
- Leveraging device policy manager features and blocking removal by the user.

Code distributed with the device whose primary purpose is for subsidised device management may be excluded from the ransomware category provided that they successfully meet requirements for secure lock and management, as well as adequate user disclosure and consent requirements.

Rooting

Code that roots the device.

There's a difference between non-malicious and malicious rooting code. For example, non-malicious rooting apps let the user know in advance that they're going to root the device, and they don't execute other potentially harmful actions that apply to other PHA categories.

Malicious rooting apps don't inform the user that they're going to root the device, or they inform the user about the rooting in advance but also execute other actions that apply to other PHA categories.

Spam

Code that sends unsolicited messages to the user's contacts or uses the device as an email spam relay.

Spyware

Code that transmits personal data off the device without adequate notice or consent.

For example, transmitting any of the following information without disclosures or in a manner that is unexpected to the user is sufficient to be considered spyware:

- Contact list
- Photos or other files from the SD card or that aren't owned by the app
- Content from user email
- Call log
- SMS log
- Web history or browser bookmarks of the default browser
- Information from the /data/ directories of other apps.

Behaviours that can be considered as spying on the user can also be flagged as spyware. For example, recording audio or recording calls made to the phone, or stealing app data.

Trojan

Code that appears to be benign, such as a game that claims only to be a game, but that performs undesirable actions against the user.

This classification is usually used in combination with other PHA categories. A trojan has an innocuous component and a hidden harmful component. For example, a game that sends premium SMS messages from the user's device in the background and without the user's knowledge.

A note on uncommon apps

New and rare apps can be classified as uncommon if Google Play Protect doesn't have enough information to clear them as safe. This doesn't mean that the app is necessarily harmful, but without further review it can't be cleared as safe either.

A note on the backdoor category

The backdoor malware category classification relies on how the code acts. A necessary condition for any code to be classified as a backdoor is that it enables behaviour that would place the code into one of the other malware categories if executed automatically. For example, if an app allows dynamic code loading and the dynamically loaded code is extracting text messages, it will be classified as a backdoor malware.

However, if an app allows arbitrary code execution and we don't have any reason to believe that this code execution was added to perform a malicious behaviour, the app will be treated as having a vulnerability, rather than being backdoor malware, and the developer will be asked to patch it.

Mobile unwanted software

This policy builds on the Google unwanted software policy by outlining principles for the Android ecosystem and the Google Play Store. Software that violates these principles is potentially harmful to the user experience, and we will take steps to protect users from it.

Mobile unwanted software

At Google, we believe that if we focus on the user, everything else will follow. In our [Software principles](#) and the [Unwanted software policy](#), we provide general recommendations for software that delivers a great user experience. This policy builds on the Google unwanted software policy by outlining principles for the Android ecosystem and the Google Play Store. Software that violates these principles is potentially harmful to the user experience, and we will take steps to protect users from it.

As mentioned in the [Unwanted software policy](#), we've found that most unwanted software displays one or more of the same basic characteristics:

- It is deceptive, promising a value proposition that it does not meet.
- It tries to trick users into installing it or it piggybacks on the installation of another program.
- It doesn't tell the user about all of its principal and significant functions.
- It affects the user's system in unexpected ways.
- It collects or transmits private information without the user's knowledge.
- It collects or transmits private information without a secure handling (e.g. transmission over HTTPS)
- It is bundled with other software and its presence is not disclosed.

On mobile devices, software is code in the form of an app, binary, framework modification, etc. In order to prevent software that is harmful to the software ecosystem or disruptive to the user experience, we will take action on code that violates these principles.

Below, we build on the unwanted software policy to extend its applicability to mobile software. As with that policy, we will continue to refine this mobile unwanted software policy to address new types of abuse.

Transparent behaviour and clear disclosures

All code should deliver on promises made to the user. Apps should provide all communicated functionality. Apps should not confuse users.

- Apps should be clear about the functionality and objectives.
- Explicitly and clearly explain to the user what system changes will be made by the app. Allow users to review and approve all significant installation options and changes.
- Software should not misrepresent the state of the user's device to the user, for example, by claiming that the system is in a critical security state or infected with viruses.
- Don't use invalid activity designed to increase ad traffic and/or conversions.
- We don't allow apps that mislead users by impersonating someone else (e.g. another developer, company or entity) or another app. Don't imply that your app is related to or authorised by someone when it isn't.

Example violations:

- Ad fraud
- Impersonation

Protect user data

Be clear and transparent about the access, use, collection and sharing of personal and sensitive user data. Uses of user data must adhere to all relevant user data policies, where applicable, and take all precautions to protect the data.

- Provide users with an opportunity to agree to the collection of their data before you start collecting and sending it from the device, including data about third-party accounts, email, phone number, installed apps, files, location, and any other

personal and sensitive data that the user would not expect to be collected.

- Any personal and sensitive user data collected should be handled securely, including being transmitted using modern cryptography (for example, over HTTPS).
- Software, including mobile apps, must only transmit personal and sensitive user data to servers as it is related to the functionality of the app.

Example violations:

- Data collection (cf [Spyware](#))
- Restricted permissions abuse

Example user data policies:

- [Google Play user data policy](#)
- [GMS requirements user data policy](#)
- [Google API service user data policy](#)

Do not harm the mobile experience

The user experience should be straightforward, easy to understand and based on clear choices made by the user. It should present a clear value proposition to the user and not disrupt the advertised or desired user experience.

- Don't show ads that are displayed to users in unexpected ways, including impairing or interfering with the usability of device functions, or displaying outside the triggering app's environment without being easily dismissable or without adequate consent and attribution.
- Apps should not interfere with other apps or the usability of the device
- The uninstall process, where applicable, should be clear.
- Mobile software should not mimic prompts from the device OS or other apps. Do not suppress alerts to the user from other apps or from the operating system, notably those which inform the user of changes to their OS.

Example violations:

- Disruptive ads
- Unauthorised use or imitation of system functionality

Ad fraud

Ad fraud is strictly prohibited. Ad interactions generated for the purpose of tricking an ad network into believing traffic is from authentic user interest is ad fraud, which is a form of [invalid traffic](#). Ad fraud may be the byproduct of developers implementing ads in disallowed ways, such as showing hidden ads, automatically clicking ads, altering or modifying information and otherwise leveraging non-human actions (spiders, bots, etc.) or human activity designed to produce invalid ad traffic. Invalid traffic and ad fraud is harmful to advertisers, developers and users, and leads to long-term loss of trust in the mobile ad ecosystem.

Here are some examples of common violations:

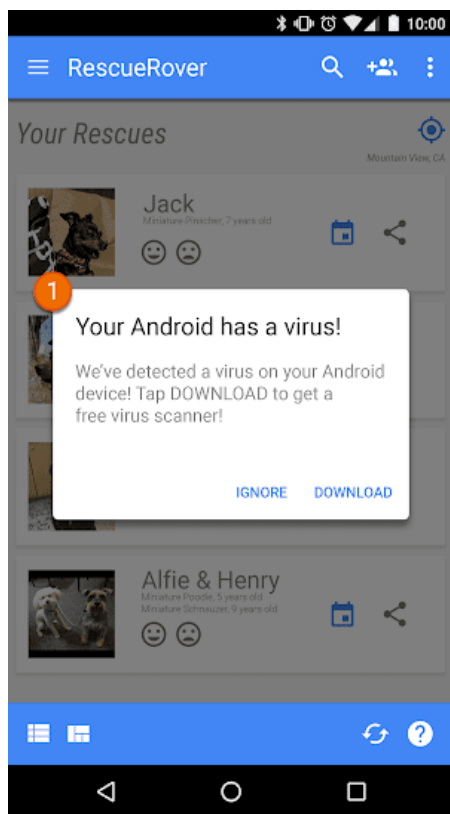
- An app that renders ads that are not visible to the user.
- An app that automatically generates clicks on ads without the user's intention or that produces equivalent network traffic to fraudulently give click credits.
- An app sending fake installation attribution clicks to get paid-for installations that did not originate from the sender's network.
- An app that makes ads pop up when the user is not within the app interface.
- False representations of the ad inventory by an app; e.g. an app that communicates to ad networks that it is running on an iOS device when it is in fact running on an Android device; an app that misrepresents the package name that is being monetised.

Unauthorised use or imitation of system functionality

We don't allow apps or ads that mimic or interfere with system functionality, such as notifications or warnings. System level notifications may only be used for an app's integral features, such as an airline app that notifies users of special deals, or a game that notifies users of in-game promotions.

Here are some examples of common violations:

- Apps or ads that are delivered through a system notification or alert:



① The system notification shown in this app is being used to serve an ad.

For additional examples involving ads, please refer to the [ad policy](#).

Impersonation

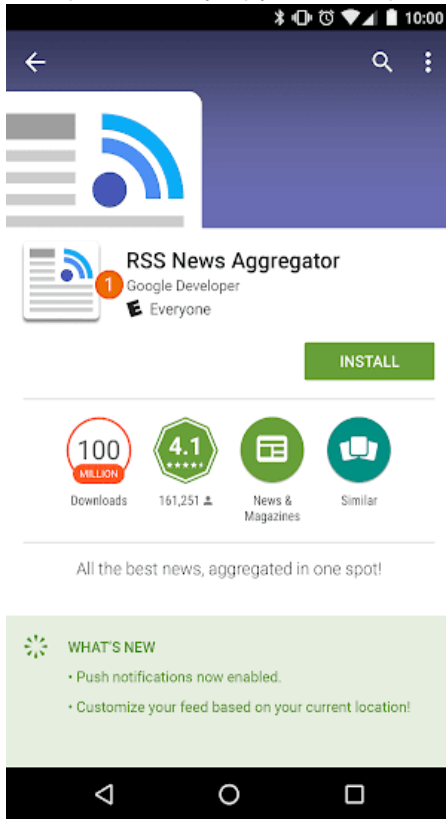
When developers impersonate others or their apps, it misleads users and hurts the developer community. We prohibit apps that mislead users by impersonating someone else.

Impersonation

We don't allow apps that mislead users by impersonating someone else (e.g. another developer, company or entity) or another app. Don't imply that your app is related to or authorised by someone when it isn't. Be careful not to use app icons, descriptions, titles or in-app elements that could mislead users about your app's relationship to someone else or another app.

Here are some examples of common violations:

- Developers that falsely imply a relationship to another company/developer:



① The developer name listed for this app suggests an official relationship with Google, even though such a relationship doesn't exist.

- App titles and icons that are so similar to those of existing products or services that users may be misled:



Monetisation and ads

Google Play supports a variety of monetisation strategies to benefit developers and users, including paid distribution, in-app products, subscriptions and ad-based models. To ensure the best user experience, we require you to comply with these policies.

Payments

Apps that employ in-store or in-app purchases must comply with the following guidelines:

In-store purchases: Developers charging for apps and downloads from Google Play must use Google Play's payment system.

In-app purchases:

- Developers offering products within a game downloaded on Google Play or providing access to game content must use [Google Play In-App Billing](#) as the method of payment.
- Developers offering products within another category of app downloaded on Google Play must use [Google Play In-App Billing](#) as the method of payment, except for the following cases:
 - Payment is solely for physical products

- Payment is for digital content that may be consumed outside of the app itself (e.g. songs that can be played on other music players).
- In-app virtual currencies must only be used within the app or game title for which they were purchased.
- Developers must not mislead users about the apps they are selling nor about any in-app services, goods, content or functionality offered for purchase. If your product description on Google Play refers to in-app features that may require a specific or additional charge, your description must clearly notify users that payment is required to access those features.
- Apps offering mechanisms to receive randomised virtual items from a purchase (i.e. 'loot boxes') must clearly disclose the odds of receiving those items in advance of purchase.

Here are some examples of products supported by Google Play In-App Billing:

- **Virtual game products**, including coins, gems, extra lives or turns, special items or equipment, characters or avatars, additional levels or playtime.
- **App functionality or content**, such as an ad-free version of an app or new features not available in the free version.
- **Subscription services**, such as streaming music, video, book or other media services; digital publications, including when bundled with a physical edition; and social networking services.
- **Cloud software products**, including data storage services, business productivity and financial management software.

Here are some examples of products not currently supported by Google Play In-App Billing:

- **Retail merchandise**, such as groceries, clothing, housewares and electronics.
- **Service fees**, including taxi and transportation services, cleaning services, food delivery, airfare and event tickets.
- **One-time membership fees or recurring dues**, including gym memberships, loyalty programmes or clubs offering accessories, clothing or other physical products.
- **One-off payments**, including peer-to-peer payments, online auctions and donations.
- **Electronic bill payment**, including credit card bills, utilities and cable or telecommunications services.

Note that we offer the Google Pay API for apps selling physical products and services. For more information, please visit our [Google Pay developer page](#).

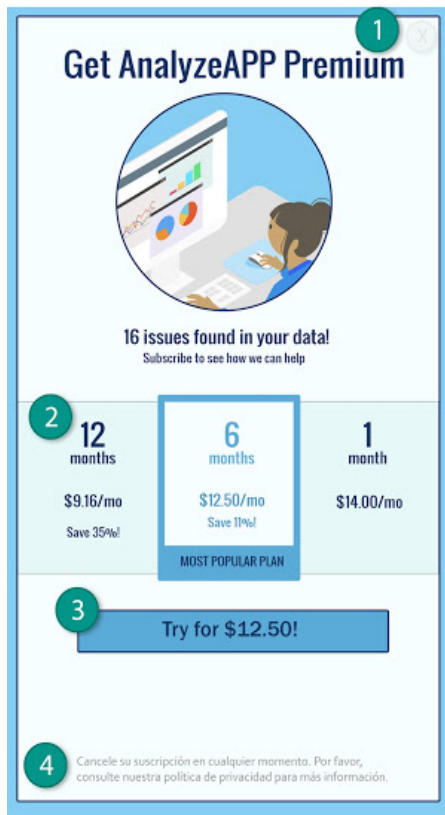
Subscriptions

You, as a developer, must not mislead users about any subscription services or content that you offer within your app. It is critical to communicate clearly in any in-app promotions or splash screens.

In your app: You must be transparent about your offer. This includes being explicit about your offer terms, the cost of your subscription, the frequency of your billing cycle and whether a subscription is required to use the app. Users should not have to perform any additional action to review the information.

Here are some examples of common violations:

- Monthly subscriptions that do not inform users that they will be automatically renewed and charged every month.
- Annual subscriptions that most prominently display their pricing in terms of monthly cost.
- Subscription pricing and terms that are incompletely localised.
- In-app promotions that do not clearly demonstrate that a user can access content without a subscription (when available).
- SKU names that do not accurately convey the nature of the subscription, such as 'Free trial' for a subscription with an auto-recurring charge.



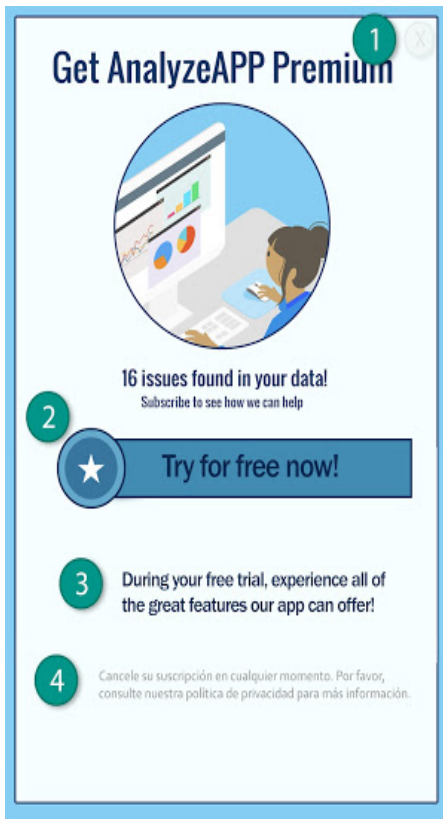
- ① Dismiss button is not clearly visible and users may not understand that they can access functionality without accepting the subscription offer.
- ② Offer only displays pricing in terms of monthly cost and users may not understand that they will be charged a six-month price at the time that they subscribe.
- ③ Offer only shows the introductory price and users may not understand what they will automatically be charged at the end of the introductory period.
- ④ Offer should be localised in the same language as the Terms and Conditions so that users can understand the entire offer.

Free trials and introductory offers

Before a user is enrolled in your subscription: You must clearly and accurately describe the terms of your offer, including the duration, pricing and description of accessible content or services. Make sure that you let your users know how and when a free trial will convert to a paid subscription, how much the paid subscription will cost, and that a user can cancel if they do not want to convert to a paid subscription.

Here are some examples of common violations:

- Offers that do not clearly explain how long the free trial or introductory pricing will last.
- Offers that do not clearly explain that the user will be automatically enrolled in a paid subscription at the end of the offer period.
- Offers that do not clearly demonstrate that a user can access content without a trial (when available).
- Offer pricing and terms that are incompletely localised.



- ① Dismiss button is not clearly visible and users may not understand that they can access functionality without signing up for the free trial.
- ② Offer emphasises the free trial and users may not understand that they will automatically be charged at the end of the trial.
- ③ Offer does not state a trial period and users may not understand how long their free access to subscription content will last.
- ④ Offer should be localised in the same language as the Terms and Conditions so that users can understand the entire offer.

Subscriptions management and cancellation

As a developer, you must ensure that your app clearly discloses how a user can manage or cancel their subscription.

It is your responsibility to notify your users of any changes to your subscription, cancellation and refund policies, and ensure that the policies comply with applicable law.

Ads

We don't allow apps that contain deceptive or disruptive ads. Ads must only be displayed within the app serving them. We consider ads served in your app as part of your app. The ads shown in your app must be compliant with all our policies. For policies on gambling ads, please click [here](#).

Use of location data for ads

Apps that extend usage of permission-based device location data for serving ads are subject to the [personal and sensitive information](#) policy, and must also comply with the following requirements:

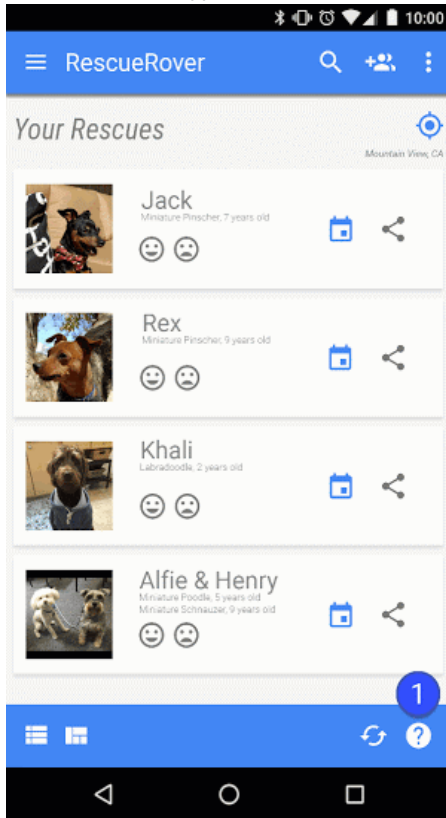
- Use or collection of permission-based device location data for advertising purposes must be clear to the user and documented in the app's mandatory privacy policy, including linking to any relevant ad network privacy policies addressing location data use.
- In accordance with [location permissions](#) requirements, location permissions may only be requested to implement current features or services within your app, and may not request device location permissions solely for the use of ads.

Deceptive ads

Ads must not simulate or impersonate the user interface of any app, notification or warning elements of an operating system. It must be clear to the user which app is serving each ad.


Here are some examples of common violations:


- Ads that mimic an app's UI:



① The question mark icon in this app is an ad that takes the user to an external landing page.

- Ads that mimic a system notification:





The examples above illustrate ads mimicking various system notifications.

Lock screen monetisation

Unless the exclusive purpose of the app is that of a lock screen, apps may not introduce ads or features that monetise the locked display of a device.

Disruptive ads

Disruptive ads are ads that are displayed to users in unexpected ways, which may result in inadvertent clicks, or impairing or interfering with the usability of device functions.

Your app cannot force a user to click an ad or submit personal information for advertising purposes before they can fully use an app. Interstitial ads may only be displayed inside the app that is serving them. If your app displays interstitial ads or other ads that interfere with normal use, they must be easily dismissible without penalty.


Here are some examples of common violations:

- Ads that take up the entire screen or interfere with normal use and do not provide a clear means to dismiss the ad:




① This ad does not have a dismiss button.

- Ads that force the user to click-through by using a false dismiss button, or by making ads suddenly appear in areas of the app whether the user usually taps for another function.



An ad that is using a false dismiss button




An ad that suddenly appears in an area where the user is used to tapping for in-app functions

Interfering with apps, third-party ads or device functionality

Ads associated with your app must not interfere with other apps, ads or the operation of the device, including system or device buttons and ports. This includes overlays, companion functionality and widgetised ad units. Ads must only be displayed within the app serving them.

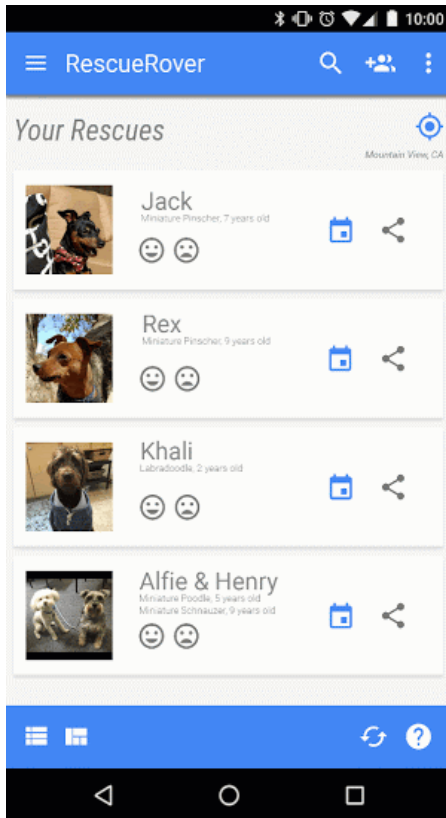
Here are some examples of common violations:

- Ads that display outside of the app serving them:



Description: The user navigates to the home screen from this app, and suddenly an ad appears on the home screen.

- Ads that are triggered by the home button or other features explicitly designed for exiting the app:

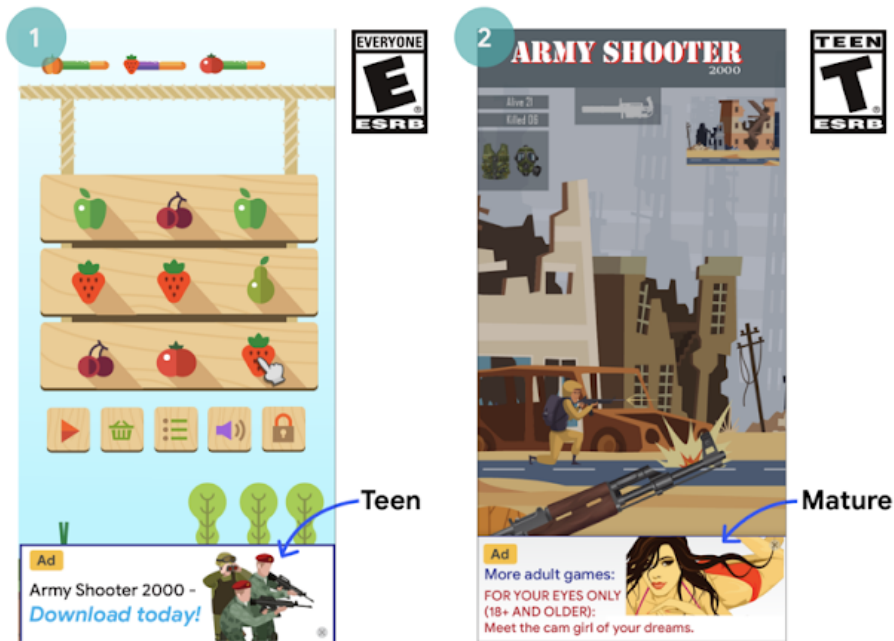


Description: The user attempts to exit the app and navigate to the home screen, but instead, the expected flow is interrupted by an ad.

Inappropriate ads

The ads shown within your app must be appropriate for the intended audience of your app, even if the content by itself is otherwise compliant with our policies.

Here is an example of a common violation:



- ① This ad is inappropriate (teenagers) for the intended audience of the app (7+)
- ② This ad is inappropriate (mature) for the intended audience of the app (12+)

Usage of Android advertising ID

Google Play Services version 4.0 introduced new APIs and an ID for use by advertising and analytics providers. Terms for the use of this ID are below.

- **Usage.** The Android advertising identifier must only be used for advertising and user analytics. The status of the 'Opt out of interest-based advertising' or 'Opt out of ads personalisation' setting must be verified on each access of the ID.
- **Association with personally identifiable information or other identifiers**
 - Advertising use: The advertising identifier may not be connected to persistent device identifiers (for example: SSAID, MAC address, IMEI, etc.) for any advertising purpose. The advertising identifier may only be connected to personally identifiable information with the explicit consent of the user.
 - Analytics use: The advertising identifier may only be connected to personally identifiable information or associated with any persistent device identifier (for example: SSAID, MAC address, IMEI, etc.) with the explicit consent of the user.
- **Respecting users' selections.** If reset, a new advertising identifier must not be connected to a previous advertising identifier or data derived from a previous advertising identifier without the explicit consent of the user. Also, you must abide by a user's "Opt out of Interest-based Advertising" or "Opt out of Ads Personalisation" setting. If a user has enabled this setting, you may not use the advertising identifier for creating user profiles for advertising purposes or for targeting users with personalised advertising. Allowed activities include contextual advertising, frequency capping, conversion tracking, reporting, and security and fraud detection.
- **Transparency to users.** The collection and use of the advertising identifier and commitment to these terms must be disclosed to users in a legally adequate privacy notification. To learn more about our privacy standards, please review our [user data](#) policy.
- **Abiding by the Terms of Use.** The advertising identifier may only be used in accordance with these terms, including by any party that you may share it with in the course of your business. All apps uploaded or published to Google Play must use the advertising ID (when available on a device) in lieu of any other device identifiers for any advertising purposes.

Families ads programme

If you serve ads in your app, and the target audience for your app only includes children as described in the [Families policy](#), then you must use ad SDKs that have self-certified compliance with Google Play policies, including the ad SDK certification requirements below. If the target audience for your app includes both children and older users, you must implement age screening measures and make sure that ads shown to children come exclusively from one of these self-certified ad SDKs. Apps in the Designed for Families programme are required to only use self-certified ad SDKs.

The use of Google Play certified ad SDKs is only required if you are using ad SDKs to serve ads to children. The following are permitted without an ad SDK's self-certification with Google Play; however, you are still responsible for ensuring that

your ad content and data collection practices are compliant with Play's [user data policy](#) and [Families policy](#):

- In-house advertising whereby you use SDKs to manage cross-promotion of your apps or other owned media and merchandising
- Entering into direct deals with advertisers whereby you use SDKs for inventory management

Ad SDK certification requirements

- Define what are objectionable ad content and behaviours and prohibit them in the ad SDK's terms or policies. The definitions should comply with Play's Developer Programme Policies.
- Create a method to rate your ad creatives according to age-appropriate groups. Age-appropriate groups must at least include groups for 'Everyone' and 'Mature'. The rating methodology must align with the methodology that Google supplies to SDKs once they have filled in the interest form below.
- Allow publishers, on a per-request or per-app basis, to request child-directed treatment for ad serving. Such treatment must be in compliance with applicable laws and regulations, such as the [US Children's Online Privacy and Protection Act \(COPPA\)](#) and the EU [General Data Protection Regulation \(GDPR\)](#). Google Play requires ad SDKs to disable personalised ads, interest-based advertising and remarketing as part of the child-directed treatment.
- Allow publishers to select ad formats that are compliant with [Play's families ads and monetisation policy](#), and meet the requirement of the [teacher-approved programme](#).
- Ensure that when real-time bidding is used to serve ads to children, the creatives have been reviewed and privacy indicators are propagated to the bidders.
- Provide Google with sufficient information, such as information indicated in the [interest form](#) below, to verify the ad SDK's compliance with all certification requirements, and respond in a timely manner to any subsequent requests for information.

Note: Ad SDKs must support ad serving that complies with all relevant statutes and regulations concerning children that may apply to their publishers.

Mediation requirements for serving platforms when serving ads to children:

- Only use Play-certified ad SDKs or implement safeguards necessary to ensure that all ads served from mediation comply with these requirements; and
- Pass the information necessary to mediation platforms to indicate the ad content rating and any applicable child-directed treatment.

Developers can find a [list of self-certified ad SDKs](#) here.

Also, developers can share this [interest form](#) with ad SDKs who wish to become self-certified.

Store Listing and promotion

The promotion and visibility of your app dramatically affects store quality. Avoid spammy Store Listings, low-quality promotion and efforts to artificially boost app visibility on Google Play.

App promotion

We don't allow apps that directly or indirectly engage in, or benefit from, promotion practices that are deceptive or harmful to users or the developer ecosystem. This includes apps that engage in the following behaviour:

- Using deceptive ads on websites, apps or other properties, including notifications that are similar to system notifications and alerts.
- Promotion or installation tactics that redirect users to Google Play or download apps without informed user action.
- Unsolicited promotion via SMS services.

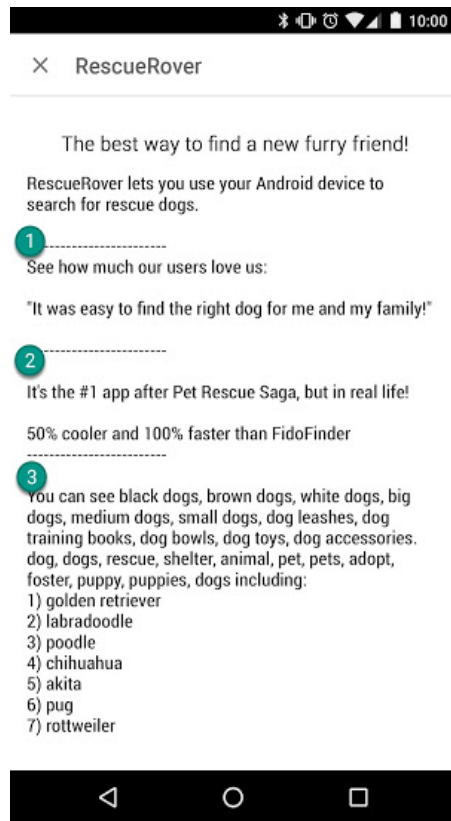
It is your responsibility to ensure that any ad networks or affiliates associated with your app comply with these policies and do not employ any prohibited promotion practices.

Metadata

We don't allow apps with misleading, improperly formatted, non-descriptive, irrelevant, excessive or inappropriate metadata, including but not limited to the app's description, developer name, title, icon, screenshots and promotional images. Developers must provide a clear and well-written description of their app. We also don't allow unattributed or anonymous user testimonials in the app's description.

In addition to the requirements noted here, specific Play developer policies may require you to provide additional metadata information.

Here are some examples of common violations:



- ① Unattributed or anonymous user testimonials
- ② Data comparison of apps or brands
- ③ Word blocks and vertical/horizontal word lists

Here are some examples of inappropriate text, images or videos within your listing:

- Imagery or videos with sexually suggestive content. Avoid suggestive imagery containing breasts, buttocks, genitalia or other sexual anatomy or content, whether illustrated or real.
- Using profane, vulgar or other language that is inappropriate for a general audience in your app's Store Listing.
- Graphic violence prominently depicted in app icons, promotional images or videos.
- Depictions of the illicit use of drugs. Even EDSA (Educational, Documentary, Scientific or Artistic) content must be suitable for all audiences within the Store Listing.

Here are a few best practices:

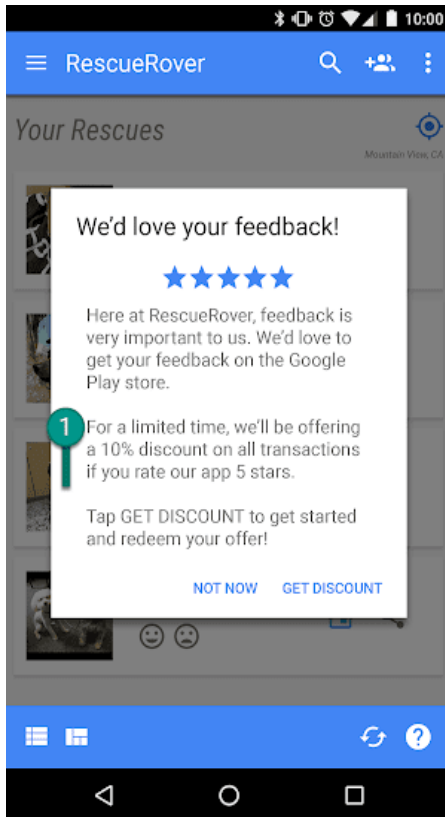
- Highlight what's great about your app. Share interesting and exciting facts about your app to help users understand what makes your app special.
- Make sure that your app's title and description accurately describe your app's functionality.
- Avoid using repetitive or unrelated keywords or references.
- Keep your app's description succinct and straightforward. Shorter descriptions tend to result in a better user experience, especially on devices with smaller displays. Excessive length, detail, improper formatting or repetition can result in a violation of this policy.
- Remember that your listing should be suitable for a general audience. Avoid using inappropriate text, images or videos in your listing and adhere to the guidelines above.

User ratings, reviews and installs

Developers must not attempt to manipulate the placement of any apps in Google Play. This includes, but is not limited to, inflating product ratings, reviews or install counts by illegitimate means, such as fraudulent or incentivised installs, reviews and ratings.

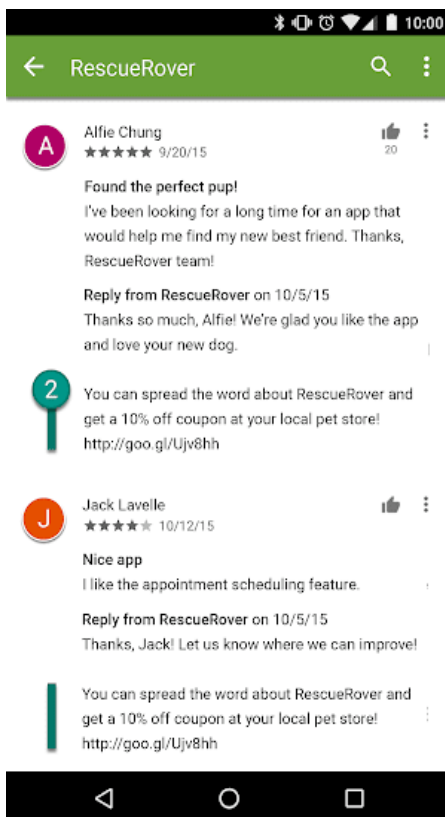
Here are some examples of common violations:

- Asking users to rate your app while offering an incentive:



① This notification offers users a discount in exchange for a high rating.

- Repeatedly submitting ratings to influence the app's placement on Google Play.
- Submitting or encouraging users to submit reviews containing inappropriate content, including affiliates, coupons, game codes, email addresses or links to websites or other apps:



② This review encourages users to promote the Rescue Rover app by making a coupon offer.

Ratings and reviews are benchmarks of app quality. Users depend on them to be authentic and relevant. Here are some best practices when responding to user reviews:

- Keep your reply focused on the issues raised in the user's comments and don't ask for a higher rating.
- Include references to helpful resources such as a support address or FAQ page.

Content ratings

Content ratings on Google Play are provided by the International Age Rating Coalition (IARC), and are designed to help developers communicate locally relevant content ratings to users. Regional IARC authorities maintain guidelines which are used to determine the maturity level of the content in an app. We don't allow apps without a content rating on Google Play.

How content ratings are used

Content ratings are used to inform consumers, especially parents, of potentially objectionable content that exists within an app. They also help filter or block your content in certain regions or to specific users where required by law, and determine your app's eligibility for special developer programmes.

How content ratings are assigned

To receive a content rating, you must fill in a [rating questionnaire on the Play Console](#) that asks about the nature of your apps' content. Your app will be assigned a content rating from multiple rating authorities based on your questionnaire responses. Misrepresentation of your app's content may result in removal or suspension, so it is important to provide accurate responses to the content rating questionnaire.

To prevent your app from being listed as 'Unrated', you must complete the content rating questionnaire for each new app submitted to the Play Console, as well as for all existing apps that are active on Google Play.

If you make changes to your app content or features that affect the responses to the rating questionnaire, you must submit a new content rating questionnaire in the Play Console.

Visit the [Help Centre](#) to find more information on the different [rating authorities](#) and how to complete the content rating questionnaire.

Rating appeals

If you do not agree with the rating assigned to your app, you can appeal directly to the IARC rating authority using the link provided in your certificate email.

News

Apps that select the 'News' category but exhibit content that does not meet these requirements are not permitted in the News category of the Play Store. News apps that require a user to purchase a membership must provide a content preview for users prior to purchase.

News apps MUST:

- provide adequate information about the news publisher and its contributors including clear ownership, and
- have a website or in-app page that provides valid contact information for the news publisher.

News apps MUST NOT:

- contain significant spelling and grammar errors,
- contain only static content, and
- have affiliate marketing or ad revenue as its primary purpose.

News aggregator apps must be transparent about the publishing source of the content in the app and each of the sources must meet News policy requirements.

Spam and minimum functionality

At a minimum, apps should provide users with a basic degree of functionality and a respectful user experience. Apps that crash, exhibit other behaviour that is not consistent with a functional user experience, or that serve only to spam users or Google Play are not apps that expand the catalogue in a meaningful way.

Spam

We don't allow apps that spam users or Google Play, such as apps that send users unsolicited messages or apps that are repetitive or low quality.

Message spam

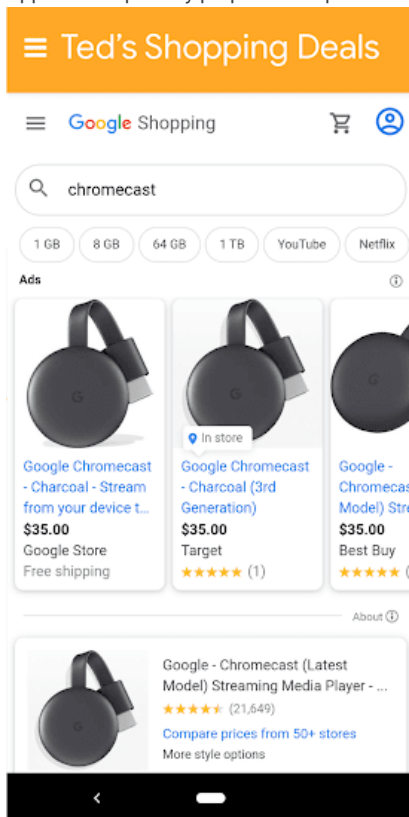
We don't allow apps that send SMS, email or other messages on behalf of the user without giving the user the ability to confirm the content and intended recipients.

Web Views and Affiliate Spam

We don't allow apps whose primary purpose is to drive affiliate traffic to a website or provide a webview of a website without permission from the website owner or administrator.

Here are some examples of common violations:

- An app whose primary purpose is to drive referral traffic to a website to receive credit for user sign-ups or purchases on that website.
- Apps whose primary purpose is to provide a webview of a website without permission:



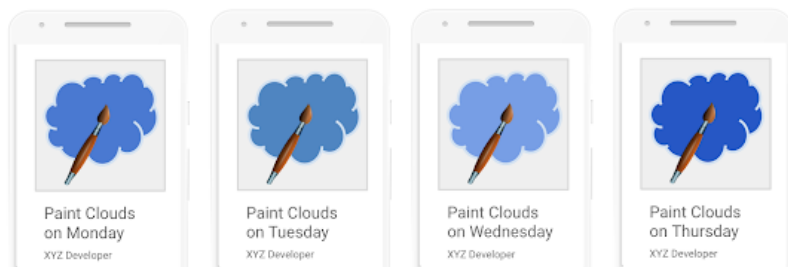
This app is called 'Ted's Shopping Deals' and it simply provides a webview of Google Shopping.

Repetitive content

We don't allow apps that merely provide the same experience as other apps already on Google Play. Apps should provide value to users through the creation of unique content or services.

Here are some examples of common violations:

- Copying content from other apps without adding any original content or value.
- Creating multiple apps with highly similar functionality, content and user experience. If these apps are each small in content volume, developers should consider creating a single app that aggregates all the content.



Made for ads

We do not allow apps whose primary purpose is to serve ads.

Here are some examples of common violations:

- Apps where interstitial ads are placed after every user action, including but not limited to clicks, swipes, etc.

Minimum functionality

Ensure that your app provides a stable, engaging, responsive user experience.

Here are some examples of common violations:

- Apps that are designed to do nothing or have no function

Broken functionality

We don't allow apps that crash, force close, freeze or otherwise function abnormally.

Here are some examples of common violations:

- Apps that **don't install**
- Apps that install, but **don't load**
- Apps that load, but are **not responsive**

Other programs

In addition to compliance with the content policies set out elsewhere in this Policy centre, apps that are designed for other Android experiences and distributed via Google Play may also be subject to programme-specific policy requirements. Be sure to review the list below to determine if any of these policies apply to your app.

Android Instant Apps

Our goal with Android Instant Apps is to create delightful, frictionless user experiences while also adhering to the highest standards of privacy and security. Our policies are designed to support that goal.

Developers choosing to distribute Android Instant Apps through Google Play must adhere to the following policies, in addition to all other [Google Play Developer Programme Policies](#).

Identity

For instant apps that include login functionality, developers must integrate [Smart Lock for Passwords](#).

Link support

Android Instant Apps developers are required to properly support links for other apps. If the developer's instant app or installed app contains links that have the potential to resolve to an instant app, the developer must send users to that instant app, rather than, for example, capturing the links in a [webview](#).

Technical specifications

Developers must comply with the Android Instant Apps technical specifications and requirements provided by Google, as may be amended from time to time, including those listed in [our public documentation](#).

Offering app installation

The instant app may offer the user the installable app, but this must not be the instant app's primary purpose. When offering installation, developers must:

- Use the [Material Design 'get app' icon](#) and the label 'install' for the installation button.
- Not have more than 2–3 implicit installation prompts in their instant app.
- Not use a banner or other ad-like technique for presenting an installation prompt to users.

Additional instant app details and UX guidelines can be found in the [Best practices for user experience](#).

Changing device state

Instant apps must not make changes to the user's device that persist longer than the instant app session. For example, instant apps may not change the user's wallpaper or create a home screen widget.

App Visibility

Developers must ensure that instant apps are visible to the user, such that the user is aware at all times that the instant app is running on their device.

Device Identifiers

Instant apps are prohibited from accessing device identifiers that both persist after the instant app stops running and are not resettable by the user. Examples include, but are not limited to:

- Build Serial
- Mac Addresses of any networking chips
- IMEI, IMSI

Instant apps may access phone numbers if obtained using the runtime permission. The developer must not attempt to fingerprint the user by using these identifiers, or any other means.

Network traffic

Network traffic from inside the instant app must be encrypted using a TLS protocol like HTTPS.

Families

Google Play offers a rich platform for developers to showcase their high-quality, age-appropriate content for the whole family. Before submitting an app to the Designed for Families programme or submitting an app that targets children to the Google Play Store, you are responsible for ensuring that your app is appropriate for children and compliant with all relevant laws.

Learn about the families process and review the interactive checklist at [Academy for App Success](#).

Designing apps for children and families

The use of technology as a tool for enriching families' lives continues to grow, and parents are looking for safe, high-quality content to share with their children. You may be designing your apps specifically for children, or your app may just attract their attention. Google Play wants to help you make sure that your app is safe for all users, including families.

The word 'children' can mean different things in different locales and in different contexts. It is important that you consult with your legal counsel to help determine what obligations and/or age-based restrictions may apply to your app. You know best how your app works, so we are relying on you to help us to make sure that apps on Google Play are safe for families.

Apps designed specifically for children must participate in the Designed for Families programme. If your app targets both children and older audiences, you may still participate in the Designed for Families programme. All apps that opt in to the Designed for Families programme will be eligible to be rated for the [teacher-approved programme](#), but we cannot guarantee that your app will be included in the teacher-approved programme. If you decide not to participate in the Designed for Families programme, you must still comply with the Google Play Families policy requirements below, as well as all other [Google Play Developer Programme Policies](#) and the [Developer Distribution Agreement](#).

Play Console requirements

[Target audience and content](#)

In the [Target audience and content](#) section of the Google Play Console you must indicate the target audience for your app, prior to publishing, by selecting from the list of age groups provided. Regardless of what you identify in the Google Play Console, if you choose to include imagery and terminology in your app that could be considered as targeting children, this may impact Google Play's assessment of your declared target audience. Google Play reserves the right to conduct its own review of the app information that you provide to determine whether the target audience that you disclose is accurate.

If you select a target audience that only includes adults, but Google determines that this is inaccurate because your app is targeting both children and adults, you will have the option to make clear to users that your app is not targeting children by agreeing to carry a warning label.

You should only select more than one age group for your app's target audience if you have designed and ensured that your app is appropriate for users within the selected age group. For example, apps designed for babies, toddlers and pre-school children should only have the age group 'Ages 5 and under' selected as the age group target for those apps. If your app is designed for a specific level of school, choose the age group that best represents that school level. You should only select age groups that include both adults and children if you have truly designed your app for all ages.

Updates to target audience and content section

You can always update your app's information in the target audience and content section in the Google Play Console. An [app update](#) is required before this information will be reflected on the Google Play Store. However, any changes that you make in this section of the Google Play Console may be reviewed for policy compliance even before an app update is submitted.

We strongly recommend that you let your existing users know if you change the target age group for your app or start using ads or in-app purchases, either by using the 'What's New' section of your app's store listing page or through in-app notifications.

Misrepresentation in Play Console

Misrepresentation of any information about your app in the Play Console, including in the Target Audience and Content section, may result in removal or suspension of your app, so it is important to provide accurate information.

Families Policy Requirements

If one of the target audiences for your app is children, you must comply with the following requirements. Failure to satisfy these requirements may result in app removal or suspension.

1. **App content:** Your app's content that is accessible to children must be appropriate for children.
2. **Google Play Console answers:** You must accurately answer the questions in the Google Play Console regarding your app and update those answers to accurately reflect any changes to your app.
3. **Ads:** If your app displays ads to children or to users of an unknown age, you must:
 - only use [Google Play-certified ad SDKs](#) to display ads to those users;
 - ensure that ads displayed to those users do not involve interest-based advertising (advertising targeted at individual users who have certain characteristics based on their online browsing behaviour) or remarketing (advertising targeted at individual users based on previous interaction with an app or website);
 - ensure that ads displayed to those users present content that is appropriate for children;
 - ensure that ads displayed to those users follow the Families ad format requirements; and
 - ensure compliance with all applicable legal regulations and industry standards relating to advertising to children.
4. **Data collection:** You must disclose the collection of any [personal and sensitive information](#) from children in your app, including through APIs and SDKs called or used in your app. Sensitive information from children includes, but is not limited to, authentication information, microphone and camera sensor data, device data, Android ID, ad usage data and advertising ID.
5. **APIs and SDKs:** You must ensure that your app properly implements any APIs and SDKs.
 - Apps that solely target children must not contain any APIs or SDKs that are not approved for use in child-directed services. This includes Google Sign-In (or any other Google API Service that accesses data associated with a Google account), Google Play Games Services and any other API Service using OAuth technology for authentication and authorisation.
 - Apps that target both children and older audiences must not implement APIs or SDKs that are not approved for use in child-directed services, unless they are used behind a [neutral age screen](#) or implemented in a way that does not result in the collection of data from children (e.g. providing Google Sign-In as an optional feature). Apps that target both children and older audiences must not require users to sign in or access app content through an API or SDK that is not approved for use in child-directed services.
6. **Privacy policy:** You must provide a link to your app's privacy policy on your app's Store Listing page. This link must be maintained at all times while the app is available on the Store, and it must link to a privacy policy that, among other things, accurately describes your app's data collection and use.

7. Special restrictions:

- If your app uses augmented reality, you must include a safety warning immediately upon launch of the AR section. The warning should contain the following:
 - An appropriate message about the importance of parental supervision.
 - A reminder to be aware of physical hazards in the real world (e.g. be aware of your surroundings).
- Your app must not require the use of a device that is advised not to be used by children (e.g. Daydream, Oculus).

8. **Legal compliance:** You must ensure that your app, including any APIs or SDKs that your app calls or uses, is compliant with the [US Children's Online Privacy and Protection Act \(COPPA\)](#), [EU General Data Protection Regulation \(GDPR\)](#) and any other applicable laws or regulations.

Here are some examples of common violations:

- Apps that promote play for children in their Store Listing but the app content is only appropriate for adults.
- Apps that implement APIs with Terms of Service that prohibit their use in child-directed apps.
- Apps that glamourise the use of alcohol, tobacco or controlled substances.
- Apps that include real or simulated gambling.
- Apps that include violence, gore or shocking content not appropriate for children.
- Apps that provide dating services or offer sexual or marital advice.
- Apps that contain links to websites that present content that violates Google Play's [Developer Programme Policies](#).
- Apps that show mature ads (e.g. violent content, sexual content or gambling content) to children. Please see the [Families ads and monetisation policies](#) for more information on Google Play's policies on advertising, in-app purchase and commercial content for children.

Designed for Families programme

Apps designed specifically for children must participate in the Designed for Families programme. If your app is designed for everyone, including children and families, you too can apply to participate in the programme.

Before being accepted into the programme, your app must meet all of the Families policy requirements and Designed for Families eligibility requirements, in addition to those outlined in the [Google Play Developer Programme Policies](#) and the [Developer Distribution Agreement](#).

For more information on the process for submitting your app for inclusion in the programme, click [here](#).

Programme eligibility

All apps participating in the Designed for Families programme must have both app and ad content that are relevant and appropriate for children and must satisfy all of the requirements below. Apps accepted into the Designed for Families programme must remain compliant with all programme requirements. Google Play may reject, remove or suspend any app determined to be inappropriate for the Designed for Families programme.

Designed for Families requirements

1. Apps must be rated ESRB Everyone or Everyone 10+, or equivalent.
2. You must accurately disclose the app's interactive elements on the content rating questionnaire in the Google Play Console, including whether:
 - users can interact or exchange information;
 - your app shares user-provided personal information with third parties; and
 - your app shares the user's physical location with other users.
3. If your app uses the [Android Speech API](#), your app's RecognizerIntent.EXTRA_CALLING_PACKAGE must be set to its PackageName.
4. Apps must only use [Google Play-certified ad SDKs](#).
5. Apps designed specifically for children cannot request location permissions.
6. Apps must use the [Companion device manager \(CDM\)](#) when requesting Bluetooth, unless your app is only targeting device operating system (OS) versions that are not compatible with CDM.

Here are some examples of common apps that are ineligible for the programme:

- Apps that are rated ESRB Everyone but contain ads for gambling content
- Apps for parents or caregivers (e.g. breastfeeding tracker, developmental guide)
- Parent guides or device management apps that are only intended for use by parents or caregivers
- Apps that use an app icon or a launcher icon that is inappropriate for children

Categories

If you are accepted to participate in the Designed for Families programme, you can choose a second Families-specific category that describes your app. Here are the categories available for apps participating in the Designed for Families programme:

Action and adventure: Action-oriented apps/games, including everything from simplistic racing games to fairy tale adventures, to other apps and games that are designed to generate excitement.

Brain games: Games that make the user think, including puzzles, matching games, quizzes and other games that challenge the memory, intelligence or logic.

Creativity: Apps and games that encourage creativity, including drawing apps, painting apps, coding apps and other apps and games where you can build and make things.

Education: Apps and games designed with input from learning experts (e.g. educators, learning specialists and researchers) to promote learning, including academic, social-emotional, physical and creative learning, as well as learning related to basic life skills, critical thinking and problem solving.

Music and video: Apps and games with a musical or video component, including everything from instrument simulation apps to apps that provide video and musical audio content.

Pretend play: Apps and games where the user can pretend to take on a role; for example, pretending to be a chef, caregiver, prince/princess, firefighter, police person or fictional character.

Ads and monetisation

The policies below apply to all advertising in your app, including ads for your apps and third-party apps, offers for in-app purchase or any other commercial content (such as paid product placement) that is served to users of apps that are subject to the Families policy requirements and/or the Designed for Families requirements. All advertising, offers for in-app purchase and commercial content in these apps must comply with all applicable laws and regulations (including any relevant self-regulatory or industry guidelines).

Google Play reserves the right to reject, remove or suspend apps for overly aggressive commercial tactics.

Ad format requirements

Ads and offers for in-app purchases must not have deceptive content or be designed in a way that will result in inadvertent clicks from child users. The following are prohibited:

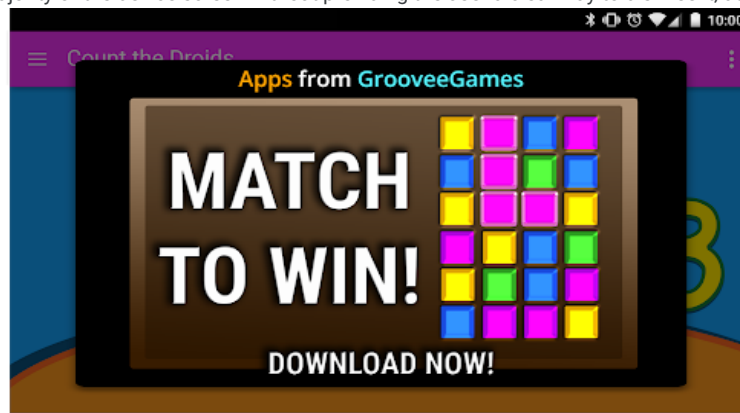
- Disruptive ads, including ads that take up the entire screen or interfere with normal use and do not provide a clear means to dismiss the ad (e.g. [ad walls](#))
- Ads that interfere with normal app use or game play that are not closeable after five seconds. Ads that do not interfere with normal app use or game play may persist for more than five seconds (e.g. video content with integrated ads).
- Interstitial ads or offers for in-app purchase displayed immediately upon app launch
- Multiple ad placements on a page (e.g. banner ads that show multiple offers in one placement or displaying more than one banner or video ad is not allowed).
- Ads or offers for in-app purchases that are not clearly distinguishable from your app content
- Use of shocking or emotionally manipulative tactics to encourage ads viewing or in-app purchases
- Not providing a distinction between the use of virtual game coins versus real-life money to make in-app purchases

Here are some examples of common ad format violations

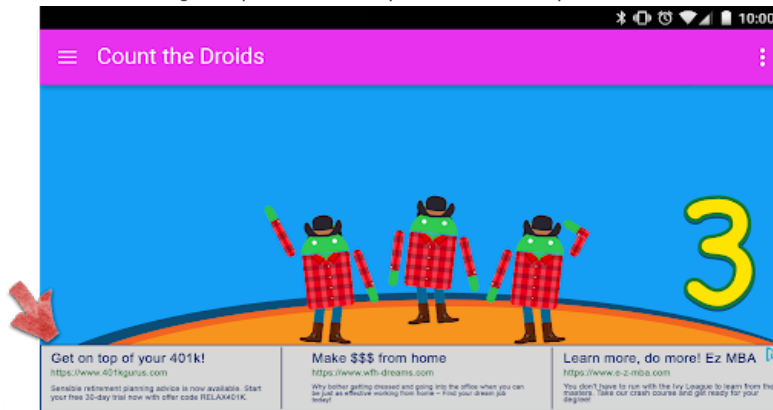
- Ads that move away from a user's finger as the user tries to close it

- Ads that take up the majority of the device screen without providing the user a clear way to dismiss it, as depicted in

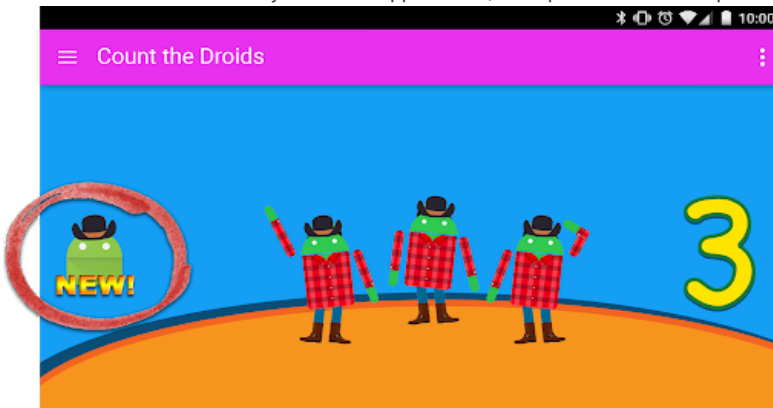
the example below:



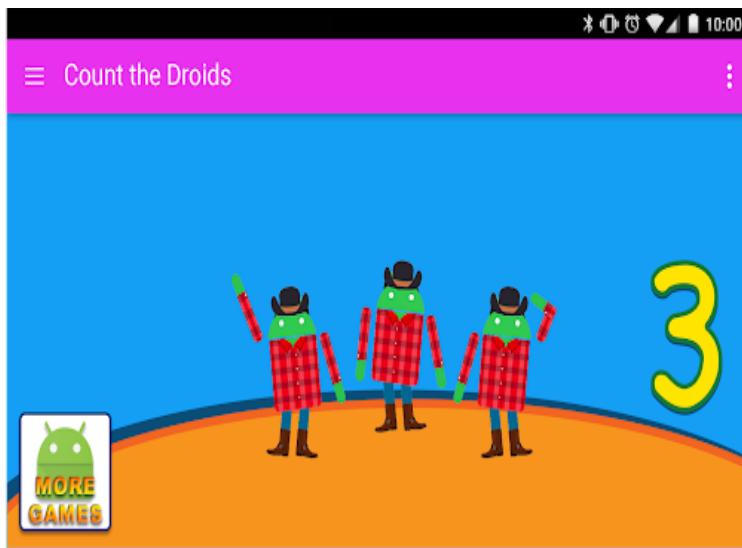
- Banner ads showing multiple offers, as depicted in the example below:



- Ads that could be mistaken by a user for app content, as depicted in the example below:



- Buttons or ads that promote your other Google Play Store Listings but that are indistinguishable from app content, as depicted in the example below:



Here are some examples of inappropriate ad content that should not be displayed to children.

- **Inappropriate media content:** Ads for TV shows, movies, music albums or any other media outlet that is not appropriate for children.
- **Inappropriate video games and downloadable software:** Ads for downloadable software and electronic video games that are not appropriate for children.
- **Controlled or harmful substances:** Ads for alcohol, tobacco, controlled substances or any other harmful substances.
- **Gambling:** Ads for simulated gambling, contests or sweepstakes promotions, even if free to enter.
- **Adult and sexually suggestive content:** Ads with sexual, sexually suggestive and mature content.
- **Dating or relationships:** Ads for dating or adult relationship sites.
- **Violent content:** Ads with violent and graphic content that is not appropriate for children.

Ad SDKs

If you serve ads in your app and your target audience only includes children, then you must use [Google Play-certified ad SDKs](#). If the target audience for your app includes both children and older users, you must implement age screening measures, such as a [neutral age screen](#), and make sure that ads shown to children come exclusively from Google Play-certified ad SDKs. Apps in the Designed for Families programme are required to only use self-certified ad SDKs.

Please refer to the [Families ads programme policy](#) page for more details on these requirements and to see the current list of approved ad SDKs.

If you use AdMob, refer to the [AdMob Help Centre](#) for more details on their products.

It is your responsibility to ensure that your app satisfies all requirements concerning advertisements, in-app purchases and commercial content. Contact your ad SDK provider to find out more about their content policies and advertising practices.

In-app purchases

Google Play will re-authenticate all users prior to any in-app purchases in apps participating in the Designed for Families programme. This measure is to help ensure that the financially responsible party, and not children, are approving purchases.

Enforcement

Avoiding a policy violation is always better than managing one, but when violations do occur, we're committed to ensuring that developers understand how they can bring their app into compliance. Please let us know if you [see any violations](#) or have any questions about [managing a violation](#).

Policy coverage

Our policies apply to any content your app displays or links to, including any ads it shows to users and any user-generated content it hosts or links to. Furthermore, they apply to any content from your developer account which is publicly displayed in Google Play, including your developer name and the landing page of your listed developer website.

We don't allow apps that let users install other apps to their devices. Apps that provide access to other apps, games or software without installation, including features and experiences provided by third parties, must ensure that all the content that they provide access to adheres to all [Google Play policies](#) and may also be subject to additional policy reviews.

Defined terms used in these policies have the same meaning as in the [Developer Distribution Agreement \(DDA\)](#). In addition to complying with these policies and the DDA, the content of your app must be rated in accordance with our [content rating guidelines](#).

In assessing whether to include or remove apps from Google Play, we consider a number of factors including, but not limited to, a pattern of harmful behaviour or high risk of abuse. We identify risk of abuse including, but not limited to, items such as previous violation history, user feedback and use of popular brands, characters and other assets.

How Google Play Protect works

Google Play Protect checks apps when you install them. It also periodically scans your device. If it finds a potentially harmful app, it might:

- Send you a notification. To remove the app, tap the notification, then tap Uninstall.
- Disable the app until you uninstall it.
- Remove the app automatically. In most cases, if a harmful app has been detected, you will get a notification saying that the app was removed.

How malware protection works

To protect you against malicious third-party software, URLs and other security issues, Google may receive information about:

- Your device's network connections
- Potentially harmful URLs
- Operating system, and apps installed on your device through Google Play or other sources.

You may get a warning from Google about an app or URL that may be unsafe. The app or URL may be removed or blocked from installation by Google if it is known to be harmful to devices, data or users.

You can choose to disable some of these protections in your device settings. But Google may continue to receive information about apps installed through Google Play, and apps installed on your device from other sources may continue to be checked for security issues without sending information to Google.

How privacy alerts work

Google Play Protect will alert you if an app is removed from the Google Play Store because the app may access your personal information and you'll have an option to uninstall the app.

Enforcement process

If your app violates any of our policies, we'll take appropriate action as outlined below. In addition, we'll provide you with relevant information about the action that we've taken via email, along with instructions on how to appeal if you believe that we've taken action in error.

Please note that removal or administrative notices may not indicate each and every policy violation present in your app or broader app catalogue. Developers are responsible for addressing any policy issue and conducting extra due diligence to ensure that the remainder of their app is fully policy compliant. Failure to address policy violations in all of your apps may result in additional enforcement actions.

Repeated or serious violations (such as malware, fraud and apps that may cause the user or device harm) of these policies or the [Developer Distribution Agreement \(DDA\)](#) will result in termination of individual or related Google Play Developer accounts.

Enforcement actions

Different enforcement actions can impact your app in different ways. The following section describes the various actions that Google Play may take, and the impact to your app and/or your Google Play Developer account. This information is also explained in [this video](#).

Rejection

- A new app or app update submitted for review will not be made available on Google Play.
- If an update to an existing app was rejected, the app version published prior to the update will remain available on Google Play.
- Rejections don't impact your access to a rejected app's existing user installs, statistics and ratings.
- Rejections don't impact the standing of your Google Play Developer account.

Note: Do not attempt to resubmit a rejected app until you've fixed all the policy violations.

Removal

- The app, along with any previous versions of that app, are removed from Google Play and will no longer be available for users to download.
- Because the app is removed, users will not be able to see the app's Store Listing, user installs, statistics and ratings. This information will be restored once you submit a policy-compliant update for the removed app.
- Users may not be able to make any in-app purchases, or utilise any in-app billing features in the app until a policy-compliant version is approved by Google Play.
- Removals don't immediately impact the standing of your Google Play Developer account, but multiple removals may result in a suspension.

Note: Don't attempt to republish a removed app until you've fixed all policy violation.

Suspension

- The app, along with any previous versions of that app, are removed from Google Play and will no longer be available for users to download.
- Suspension can occur as the result of egregious or multiple policy violations, as well as repeated app rejections or removals.
- Because the app is suspended, users will not be able to see the app's Store Listing, existing user installs, statistics and ratings. This information will be restored once you submit a policy-compliant update for the removed app.
- You can no longer use a suspended app's APK or app bundle.
- Users will not be able to make any in-app purchases, or utilise any in-app billing features in the app until a policy-compliant version is approved by Google Play.
- Suspensions count as strikes against the good standing of your Google Play Developer account. Multiple strikes can result in the termination of individual and related Google Play Developer accounts.

Note: Don't attempt to republish a suspended app unless Google Play has explained that you may do so.

Limited visibility

- Your app's discoverability on Google Play is restricted. Your app will remain available on Google Play and can be accessed by users with a direct link to the app's Play Store Listing.
- Having your app placed in a limited visibility state doesn't impact the standing of your Google Play Developer account.
- Having your app placed in a limited visibility state doesn't impact users' ability to see the app's existing Store Listing, user installs, statistics and ratings.

Account termination

- When your developer account is terminated, all apps in your catalogue will be removed from Google Play and you will no longer be able to publish new apps. This also means that any related Google Play Developer accounts will also be permanently suspended.
- Multiple suspensions or suspensions for egregious policy violations may also result in the termination of your Play Console account.
- Because the apps within the terminated account are removed, users will not be able to see the apps' Store Listing, existing user installs, statistics and ratings.

Note: Any new account that you try to open will be terminated as well (without a refund of the developer registration fee), so please do not attempt to register for a new Play Console account while one of your other accounts is terminated.

Managing and reporting policy violations

How to handle a policy violation on Go...



Appealing an enforcement action

We will reinstate applications if an error was made, and we find that your application does not violate the Google Play programme policies and Developer Distribution Agreement. If you've reviewed the policies carefully and feel that our decision may have been in error, please follow the instructions provided to you in the enforcement email notification to appeal our decision.

Additional resources

If you need more information regarding an enforcement action or a rating/comment from a user, you may refer to some of the resources below or contact us through the [Google Play Help Centre](#). We cannot, however, offer you legal advice. If you need legal advice, please consult your legal counsel.

- [App verification and appeals](#)
- [Report a policy violation](#)
- [Contact Google Play about an account termination or app removal](#)
- [Fair warnings](#)
- [Report inappropriate apps and comments](#)
- [My app has been removed from Google Play](#)
- [Understanding Google Play Developer account terminations](#)



Give feedback about this article

Was this helpful?

Yes

No

Need more help?

Try these next steps:

Contact us

Tell us more and we'll help you get there