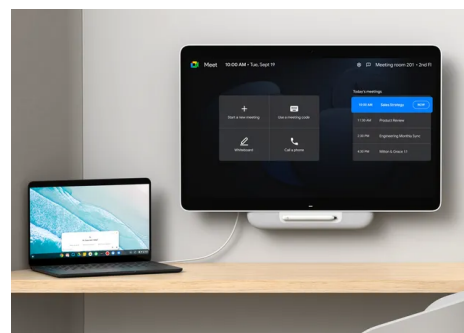


Google Meet Desk 27 as a monitor

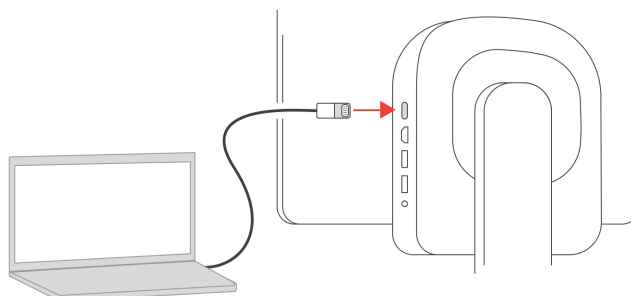
Connect your laptop to use Desk 27™ as a display


Your Desk 27 can be used as a monitor. You might use this if your laptop screen is too small or to replace your desktop monitor. You can also use the Desk 27 as a second monitor.

When connected, the Desk 27 also charges your laptop at 45W.




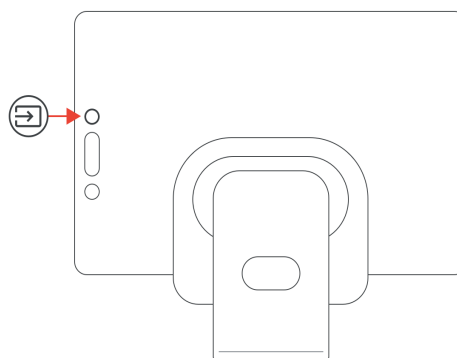
1. Connect a USB-C cable from your computer to the Desk 27 USB-C port on the back right.



2. On the back right of your Desk 27 device, press the video output button .

Notes:

- To stop using the Desk 27 monitor, press the video output button  again.
- To use the Desk 27 as your primary monitor, close your laptop or change your computer's monitor settings.



To learn more about monitor settings, see your computer's documentation.