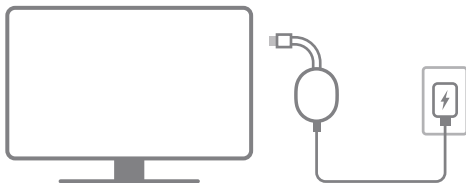


Let's get started

Google

1 Plug in Google Chromecast

Plug your Chromecast into a power outlet and an HDMI port on your TV



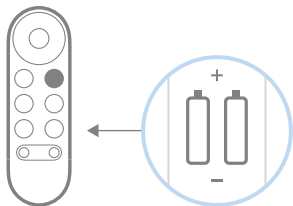
2 Switch TV input

Turn on your TV and switch to the input/source your Chromecast is plugged into



3 Put batteries in your voice remote

You'll find batteries in the box

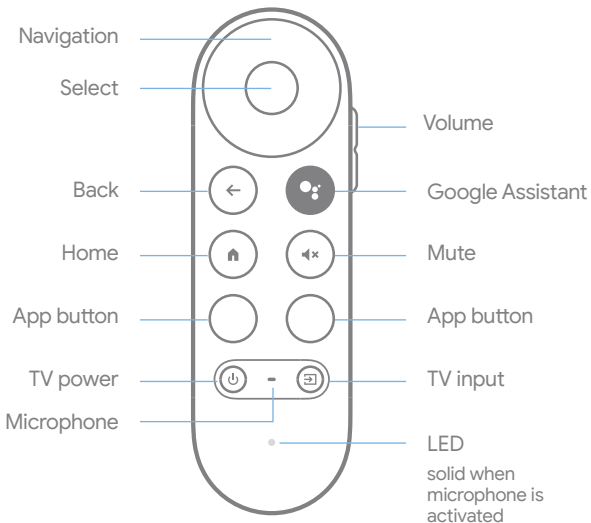


4 Get the Google Home app

Follow the steps on your TV and in the app

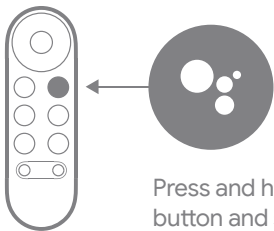


Chromecast Voice Remote



Get more info on your remote at g.co/cast/remote

Use your voice to get a little help on your big screen



Press and hold the Google Assistant button and say,

“What can you do?”

What's included



Chromecast



Remote



Power
cable



Power
adapter



2 AAA
batteries

We're here to help

For online help and support, visit g.co/cast/help

For help with accessibility, visit g.co/disabilitysupport

