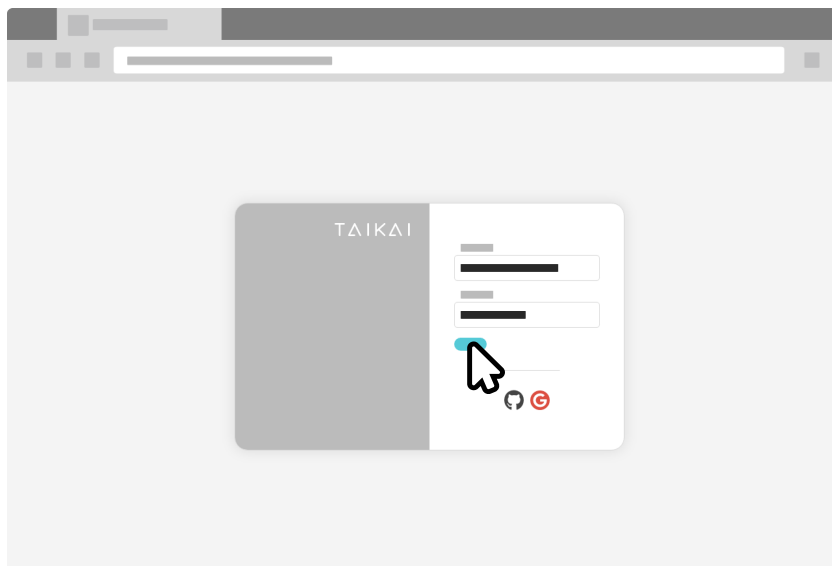


1. SIGN UP

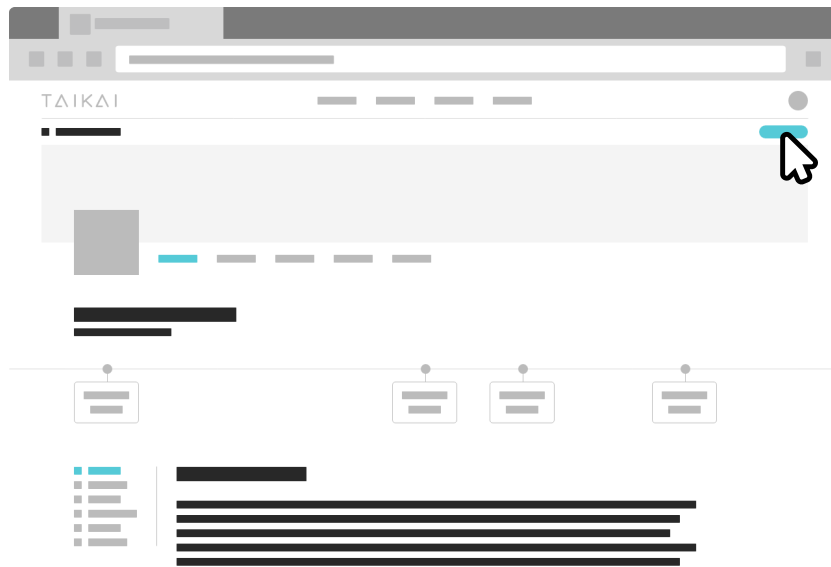
First, sign up for TAIKAI using the email you used to register on the challenge (or other email if you're not registered).



After confirming your account through the link sent to your email, please log into TAIKAI using your username/email and password.

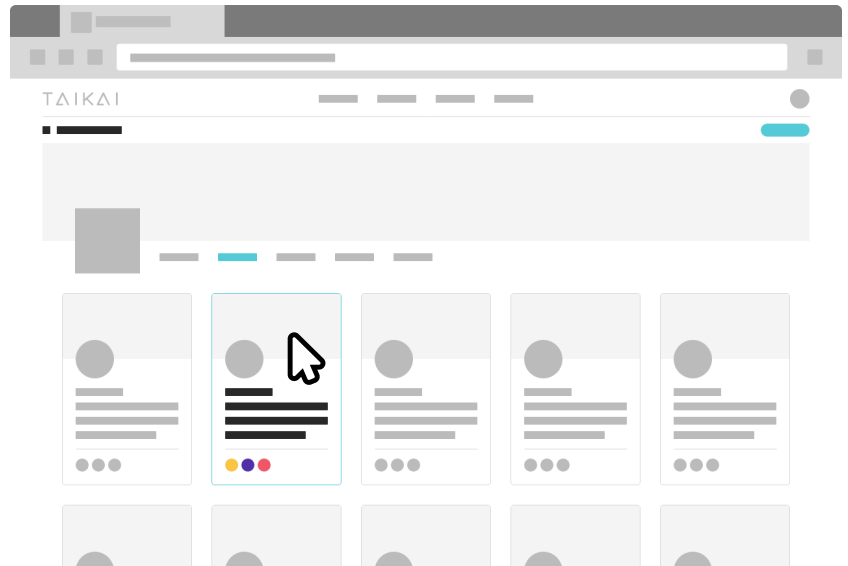
2. BE A BACKER

Click on the blue button “Be a Backer” and fill out the form until the competition.



3. HACKATHON PROJECTS

Projects created on your challenge, will be listed on the TAIKAI platform challenge page.




By clicking on a specific project you'll see its title, cover, logo, description, team and all the work done up to that date.

4. BACKING VOTING PROCESS

The dynamics of voting in your challenge are what you can find in the real world and in a real economy.

As a Jury, you're also an investor in TAIKAI and you'll be awarded with KAI (TAIKAI's currency token) to select the top projects that are going to win the challenge.

When the voting starts, you can invest in the projects you like the most using your KAI.



VOTE

To vote in a project, you simply transfer KAI tokens to the projects you love. To do that, go to the Projects page you want to vote on and click on the "BACK PROJECT" button.

Transfer as many KAI tokens as you think the project deserves. You put the eggs in several baskets or go all-in. It's up to you!

Every investment in a project, either coming from selected jury, participants or TAIKAI community will be entirely immutable, traceable and transparent, by design.

So remember to double check your voting before you back a project as it can't be reversed.

We wish you a good investment!