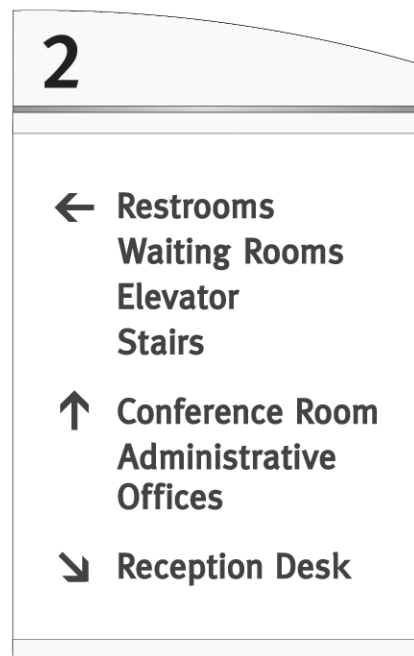
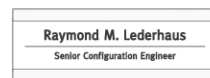


PROJECT NAME	
Betty Bowles	101
Carolyn Carter	102
Virginia Thomas	103
Hildred Whittum	104
Evelyn Goodrich	200
Marian Walsh	201
Dorothy Van Vorst	202
Hattie Baribeau	203
Gertrude Nellis	300
Gene Wardell	301
Garth Padgham	302
Art Guerra	303
Ina Post	304
Celeste Monroe	400
Mary Morris	401
Lila Wyllys	402
Janet Haff	403
Mary Malcuit	404

**Large Directory**  
Type A.6 F04F-ABB-1  
22"w X 42.25"h  
Accommodates insert



**Large Directional**  
Type B.3 F04E-RA-D  
17.0"w X 27.0"h  
Accommodates insert



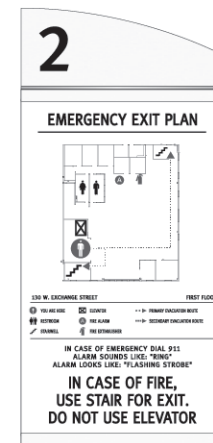
**Workstation ID**  
Type L WS10301  
8.5"w X 3.0"h  
Accommodates insert



**Small Directory**  
Type B.2 F04B-N1  
8.5"w X 14.75"h  
Accommodates insert



**Small Directional**  
Type B F04C-W1  
11.0"w X 21.5"h  
Accommodates insert



**Evacuation Plan**  
Type D F04B-R1  
8.5"w X 18.25"h  
Accommodates insert



**Stair ID**  
Type E F04B-BB-K2  
8.5"w X 12.0"h



**Restroom ID**  
Type E.2 F04B-BB-K2  
8.5"w X 12.0"h



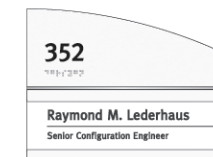
**Room ID, Number**  
Type F F04A-BH  
5.0"w X 3.25"h




**Room ID, Single Line**  
Type G F04B-BH  
8.5"w X 3.25"h



**Room ID, Double Line**  
Type G.2 F04B1-BH  
8.5"w X 4.25"h



**Office ID**  
Type H F04B-D1  
8.5"w X 6.5"h  
Accommodates insert



**Suite ID**  
Type I F04B-G1  
8.5"w X 9.75"h  
Accommodates insert



**Meeting Room ID**  
Type J.2 F04B-D2S  
8.5"w X 8.5"h  
Includes privacy slider



**Flag Mount**  
Type M F04D-BA-F  
14.25"w X 5.0"h  
Double sided



**Interior Stairwell Level ID**  
Type N CS14X15-T  
14.0"w X 15.0"h



**Suspended, Double Sided Overhead**  
Type C.3-1S V711-3S  
44.0"w X 7.0"h  
Accommodates insert