


# Übung 1 Abdämpfen

Musical notation for the first system of 'Übung 1 Abdämpfen'. It consists of a treble clef staff with a key signature of one flat and a 4/4 time signature. The melody is written in eighth notes. Below the staff is a guitar TAB with fret numbers 3, 3, 3, 3, 5, 5, 5, 5, 3, 3, 3, 3, 5, 5, 5, 5.

Musical notation for the second system of 'Übung 1 Abdämpfen'. It consists of a treble clef staff with a key signature of one flat and a 4/4 time signature. The melody is written in eighth notes. Below the staff is a guitar TAB with fret numbers 3, 3, 3, 3, 4, 4, 4, 4, 5, 5, 5, 5, 3, 3, 3, 3, 4, 4, 4, 4, 5, 5, 5, 5.

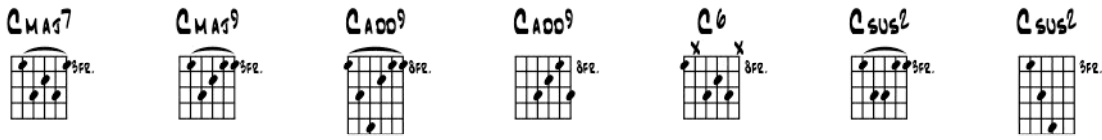
# Übung 2 Griffbilder



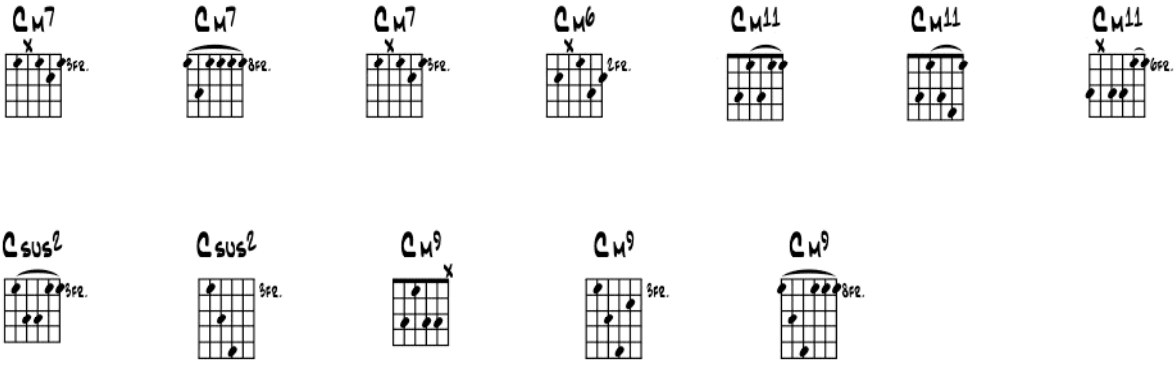
Übung 2 Anschlag

Übung 3 Überstreckung

Anstatt C-Dur



Anstatt C-Moll



Roxanne - Verse

♩ = 128

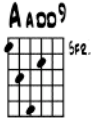
Musical notation for Roxanne - Verse, including guitar tablature. The piece is in 4/4 time with a tempo of 128. The notation shows a series of chords and melodic lines across two systems.

Message In A Bottle - Verse

♩ = 150

Musical notation for Message In A Bottle - Verse, including guitar tablature. The piece is in 4/4 time with a tempo of 150. The notation shows a melodic line and guitar tablature across two systems.

Every Breath You Take - Chords



Every Breath You Take - Verse

♩ = 116

Musical notation for the first system of the verse. It includes a treble clef, a key signature of two sharps (F# and C#), and a 4/4 time signature. The melody is written on a single staff. Below the staff is a dashed line labeled "PALM MUTE". The guitar tablature (TAB) is written on a six-line staff with fret numbers: 5-7-9-7-7-9-6-9-7-9 in the first measure, 5-7-9-7-7-9-6-9-7-9 in the second, 2-4-6-4-2-6-4-6 in the third, and 2-4-6-4-2-6-4-6 in the fourth.

Musical notation for the second system of the verse. It includes a treble clef, a key signature of two sharps (F# and C#), and a 4/4 time signature. The melody is written on a single staff. Below the staff is a dashed line. The guitar tablature (TAB) is written on a six-line staff with fret numbers: 5-7-9-7-7-7-5-7 in the first measure, 7-9-11-9-9-7-9 in the second, 2-4-6-4-2-6-4-6 in the third, and 2-4-6-4-2-6-4-6 in the fourth.

Every Breath You Take - Verse Capo


CAPO 2. BUND

♩ = 116

Musical notation for the first system of the verse with a capo on the 2nd fret. It includes a treble clef, a key signature of two sharps (F# and C#), and a 4/4 time signature. The melody is written on a single staff. Below the staff is a dashed line labeled "PALM MUTE". The guitar tablature (TAB) is written on a six-line staff with fret numbers: 0-2-0-2-0-2 in the first measure, 0-2-0-2-0-2 in the second, 0-2-4-2-4-2-4 in the third, and 0-2-4-2-4-2-4 in the fourth.

Musical notation for the second system of the verse with a capo on the 2nd fret. It includes a treble clef, a key signature of two sharps (F# and C#), and a 4/4 time signature. The melody is written on a single staff. Below the staff is a dashed line. The guitar tablature (TAB) is written on a six-line staff with fret numbers: 0-3-0-0-0-0 in the first measure, 0-2-2-3-2-0-2 in the second, 0-2-4-2-4-2-4 in the third, and 0-2-4-2-4-2-4 in the fourth.

So Lonely - Chords



So Lonely - Verse

♩ = 154 (HALF TIME FEEL)

First system of music notation for the verse. It consists of a treble clef staff with a 4/4 time signature and a key signature of one flat. The melody is written in eighth notes. Below the staff are three guitar tablature lines labeled T, A, and B. The first three measures are marked with a 'z' (mute) and contain chords C, G, and Am. The fourth measure contains a C chord.

Second system of music notation. The first three measures continue the previous system. The fourth measure features a melodic line with a 'PALM MUTE' instruction. The tablature for this measure shows a sequence of notes: 1-0, 2-0, 3-2, 0, 2.

Third system of music notation. The first three measures continue the previous system. The fourth measure features a melodic line with a 'PALM MUTE' instruction. The tablature for this measure shows a sequence of notes: 3, 0-2, 0, 3-2, 5.

Fourth system of music notation. The first three measures continue the previous system. The fourth measure features a melodic line with a 'PALM MUTE' instruction. The tablature for this measure shows a sequence of notes: 3, 2-0, 3-2, 0.

Walking On The Moon - Intro

♩ = 145 (HALF TIME SHUFFLE)

Walking On The Moon - Verse

♩ = 145 (HALF TIME SHUFFLE)

Driven To Tears - Verse 1

♩ = 160

EINSATZ GITARRE 2

Driven To Tears - Verse 2

♩ = 160

Driven To Tears - Chorus 1

♩ = 160 (HALF TIME FEEL)

Driven To Tears - Chorus 2

♩ = 160 (HALF TIME FEEL)

Demolition Man - Intro

♩ = 155

Demolition Man - Solo

♩ = 155

The first system of musical notation consists of a treble clef staff and a guitar TAB staff. The treble staff shows a melodic line starting with a quarter rest, followed by eighth notes G4, A4, B4, C5, and D5. The TAB staff shows the corresponding fretting: a 7th fret on the 4th string, followed by a 7th fret on the 3rd string, a 7th fret on the 2nd string, and a 7th fret on the 1st string. The system concludes with a 5th fret on the 4th string, a 5th fret on the 3rd string, and a 7th fret on the 2nd string.

The second system of musical notation consists of a treble clef staff and a guitar TAB staff. The treble staff shows a melodic line starting with a quarter rest, followed by eighth notes E5, F5, G5, and A5. The TAB staff shows the corresponding fretting: a 5th fret on the 4th string, a 5th fret on the 3rd string, a 7th fret on the 2nd string, and an 8th fret on the 1st string. The system concludes with an 8th fret on the 4th string, a 10th fret on the 3rd string, and a 10th fret on the 2nd string.

The third system of musical notation consists of a treble clef staff and a guitar TAB staff. The treble staff shows a melodic line starting with a quarter rest, followed by eighth notes B5, C6, and D6. The TAB staff shows the corresponding fretting: a 9th fret on the 4th string, an 11th fret on the 3rd string, a 10th fret on the 2nd string, and a 13th fret on the 1st string. The system concludes with a 13th fret on the 4th string, a 10th fret on the 3rd string, and a 7th fret on the 2nd string.

The fourth system of musical notation consists of a treble clef staff and a guitar TAB staff. The treble staff shows a melodic line starting with a quarter rest, followed by eighth notes E5, F5, G5, and A5. The TAB staff shows the corresponding fretting: a 7th fret on the 4th string, a 5th fret on the 3rd string, a 7th fret on the 2nd string, and a 7th fret on the 1st string. The system concludes with a 5th fret on the 4th string, a 7th fret on the 3rd string, a 5th fret on the 2nd string, and a 7th fret on the 1st string.



Synchronicity - Intro

$\text{♩} = 160$

T  
A  
B

12-10-12-10-12-10-10-12-10-12-10-12-10-12-10-10-12-10-12-10-12-10-10-12-10-12-10-10

T  
A  
B

12-10-12-10-12-10-10-12-10-12-10-12-10-10-10-7-7-7-7

Synchronicity - Verse

$\text{♩} = 160$

T  
A  
B

2-2-4-4-4-4-2-4-4-4-4-2-2

0-4

Synchronicity - Bridge 1

$\text{♩} = 160$

T  
A  
B

2 2 2 2 3 3 4 4 3 3

2 2 2 2 2 2 2 2 2 2

0 0 0 0 0 0 0 0 0 0

Synchronicity - Bridge 2

♩ = 160

Musical notation for the first system of Bridge 2. The staff shows a melody in treble clef with a key signature of two sharps and a 4/4 time signature. The tempo is marked as ♩ = 160. A dashed line labeled "PALM MUTE" is positioned below the staff. The guitar tablature (TAB) below the staff shows fret numbers for the strings.

Musical notation for the second system of Bridge 2. The staff continues the melody in treble clef with a key signature of two sharps and a 4/4 time signature. A dashed line labeled "PALM MUTE" is positioned below the staff. The guitar tablature (TAB) below the staff shows fret numbers for the strings, including some with accidentals.

Synchronicity - Chorus

♩ = 160

Musical notation for the first system of the Chorus. The staff shows a melody in treble clef with a key signature of two sharps and a 4/4 time signature. The tempo is marked as ♩ = 160. The guitar tablature (TAB) below the staff shows fret numbers for the strings.

Musical notation for the second system of the Chorus. The staff continues the melody in treble clef with a key signature of two sharps and a 4/4 time signature. The guitar tablature (TAB) below the staff shows fret numbers for the strings.

Can't Stand Losing You - Intro

♩ = 140

Can't Stand Losing You - Verse

♩ = 140

Can't Stand Losing You - Bridge

♩ = 140

Can't Stand Losing You - Chords

Can't Stand Losing You - Chorus 1

♩ = 140

T  
A  
B

T  
A  
B

Can't Stand Losing You - Chorus 2

♩ = 140

T  
A  
B

T  
A  
B

Don't Stand So Close To Me - Verse

♩ = 140

PALM MUTE

T  
A  
B

6 5-3 5-3 6-6 6 5-3 5-3 6-6 5 5-3 5-3 3-3 5 5-3 5-3 3-3

Don't Stand So Close To Me - Chorus

♩ = 140

PALM MUTE

T  
A  
B

3-3-2-2 4-2 3-3-3-2-2 4-2 3-3 2-2-2-2-4-2 4-4 7 5-5 5-5 4-2