

Abb.1 Tonübersicht C-Dur

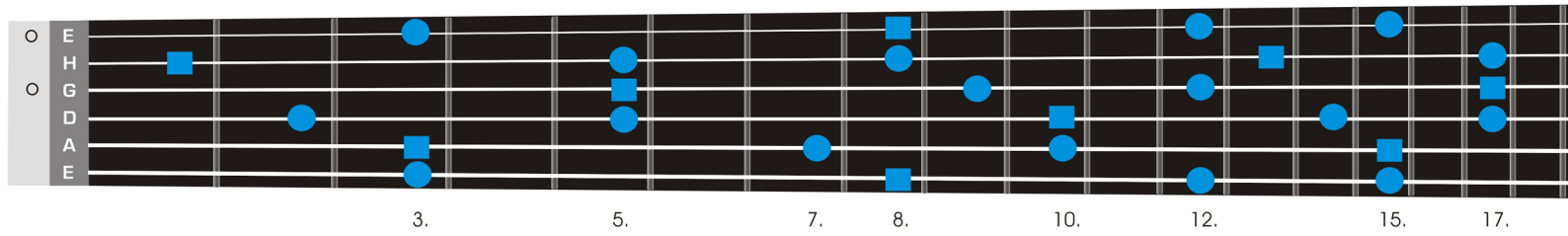


Abb.2 Shapes G-, B-, E-Saite

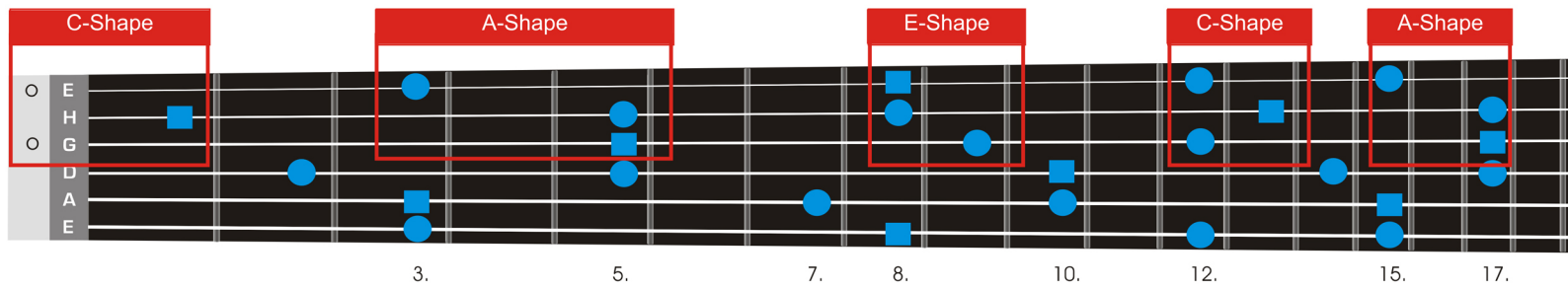


Abb.3 Shapes D-, G-, B-Saite

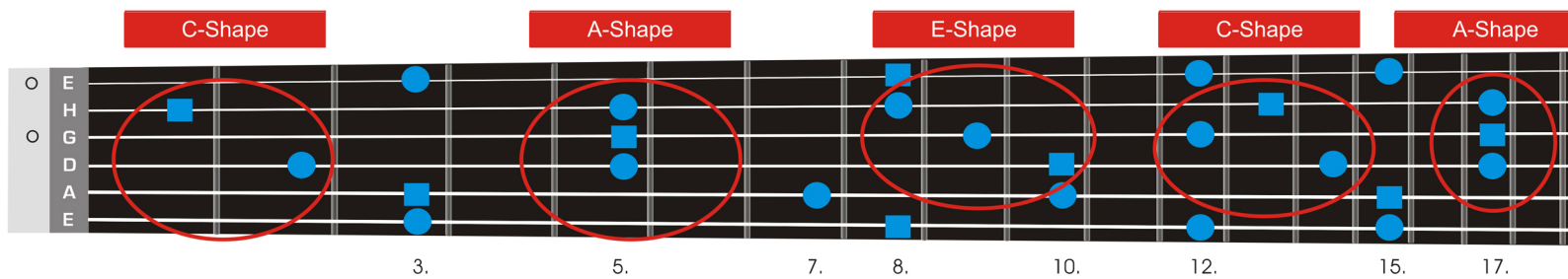


Abb.4

	C-Dur	F-Dur	G-Dur	C-Dur
Gitarre				
	(C-Shape)	E-Shape)	A-Shape	(C-Shape)
Gitarre	T A B			
	1 0 2	1 2 3	0 0 0	1 0 2

	C-Dur	F-Dur	G-Dur	C-Dur
Gitarre				
	(A-Shape)	(C-Shape)	(C-Shape)	(A-Shape)
	5 5 5	6 5 7	8 7 9	5 5 5

	C-Dur	F-Dur	G-Dur	C-Dur
Gitarre				
	(E-Shape)	(A-Shape)	(A-Shape)	(E-Shape)
	8 9 10	10 10 10	12 12 12	8 9 10

Abb.5 (Music 1)

	C-Dur	F-Dur	G-Dur	C-Dur
Gitarre				
Gitarre	T A 0 B 2 3	2 3 3 3	0 0 2	0 2 3

Abb.6 (Music 2)

	C-Dur	F-Dur
Gitarre		
Gitarre	T A 3 3 3 3 B 5 5 5 5	5 5 5 5 6 6 6 6 5 5 5 5

	G-Dur	C-Dur
Gitarre		
Gitarre	7 7 7 7 8 8 8 8 7 7 7 7	3 3 3 3 5 5 5 5 7 7 7 7

Abb.7 ( Music 3)

The image displays a guitar score for 'Music 3' in two systems. Each system consists of a melodic line in the treble clef and a bass line in the bass clef with a tablature (TAB) below it. The first system is divided into two measures: the first measure is for C-Dur (C major) and the second for F-Dur (F major). The C-Dur section uses a (C-Shape) fingering with fret numbers 12 and 13. The F-Dur section uses an (E-Shape) fingering with fret numbers 13. The second system is also divided into two measures: the first for G-Dur (G major) and the second for C-Dur (C major). The G-Dur section uses an (A-Shape) fingering with fret numbers 10 and 12. The C-Dur section uses a (C-Shape) fingering with fret numbers 12 and 13. A triplet of eighth notes is indicated by a '3' above the first measure of the second system.