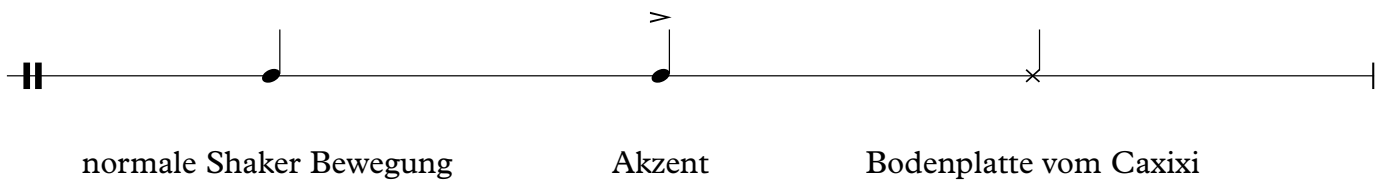


# Percussion Workshops mit David Kuckhermann

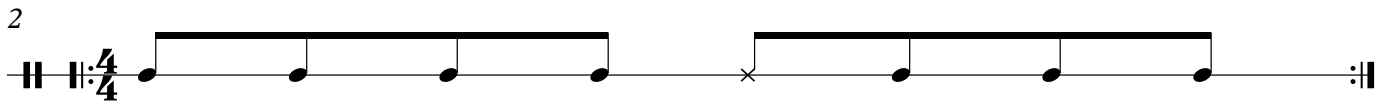
## Teil 9 - Shaker Advanced

### Legende

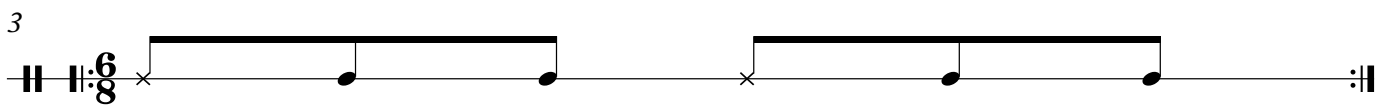


## Video 1

## Übung 1



## Übung 2



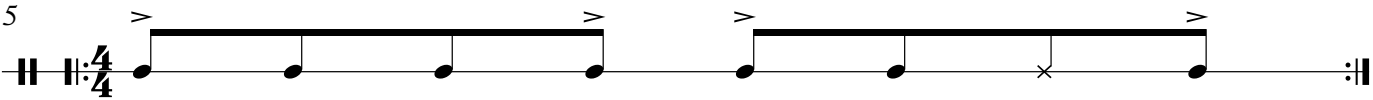
## Groove 1 (Son Clave)



# Video 2

## Groove 2

5



4/4

## Groove 3

6



4/4

## Groove 4

7



2/4

## Video 3

## 7/8 Variation 1



## 7/8 Variation 2



# Video 4

## Basic 6/8 Pattern (linke Hand)

11

Musical notation for the Basic 6/8 Pattern (linke Hand). It consists of a single staff with a treble clef and a 6/8 time signature. The melody starts with a quarter note, followed by a quarter rest, then two eighth notes, another quarter rest, and finally two eighth notes. The pattern ends with a repeat sign.

## 6/8 Pattern 2

12

Musical notation for 6/8 Pattern 2. It consists of two staves with a treble clef and a 6/8 time signature. The top staff has a melody of eighth notes with accents, grouped into pairs. The bottom staff has a melody of quarter notes with quarter rests, also grouped into pairs. The pattern ends with a repeat sign.

## 6/8 Pattern 3

13

Musical notation for 6/8 Pattern 3. It consists of two staves with a treble clef and a 6/8 time signature. The top staff has a melody of eighth notes with accents, grouped into pairs. The bottom staff has a melody of quarter notes with quarter rests, also grouped into pairs. The pattern ends with a repeat sign.