

NEVADA WOLF PACK

2023-24 BASKETBALL GAME NOTES

10 NCAA TOURNAMENT APPEARANCES
22 CONFERENCE CHAMPIONSHIPS
16 NBA DRAFT PICKS | 6 ALL-AMERICANS

SCHEDULE (26-6, 13-5 MW)

NOVEMBER

7	Sacramento State	W, 77-63
12	at Washington	W, 83-76
15	Pacific	W, 88-39
18	Portland	W, 108-83
29	Montana	W, 77-66

DECEMBER

2	Loyola Marymount	W, 73-59
6	UC Davis	W, 80-68
9	\$ vs. Drake	L, 53-72
13	Weber State	W, 72-55
17	at Hawaii	W, 72-66
21	# vs. Temple	W, 80-56
22	# vs. TCU	W, 88-75
24	# vs. Georgia Tech	W, 72-64
30	Fresno Pacific	W, 92-59

JANUARY

6	* at Fresno State	W, 72-57
9	* Air Force	W, 67-54
12	* Boise State	L, 56-64
17	* at San Diego State	L, 59-71
20	* at Wyoming	L, 93-98
24	* Colorado State	W, 77-64
28	* at New Mexico	L, 55-89

FEBRUARY

2	* San Jose State	W, 90-60
6	* at Utah State	W, 77-63
9	* San Diego State	W (OT), 70-66
13	* New Mexico	L, 82-83
17	* at UNLV	W, 69-66
20	* Wyoming	W, 76-58
23	* at San Jose State	W, 84-63
27	* at Colorado State	W, 77-74

MARCH

1	* Fresno State	W, 74-66
5	* at Boise State	W, 76-66
9	* UNLV	W, 75-65
13	% Colorado State	6 p.m.

Home games in **bold**; All times listed in Pacific
% Mountain West Tournament
* Mountain West contest
\$ Jack Jones Classic (Henderson, Nev.)
#Diamond Head Classic (Honolulu, Hawaii)

MEDIA COVERAGE

TV CBSSN
PxP/Analyst.....Rich Waltz/Dan Dickau
Radio.....KNEV 95.5 FM/The Varsity Network
PxP/Analyst.....John Ramey/Len Stevens

NEVADA COMMUNICATIONS
Legacy Hall/MS 232

GAME 33

Thursday, March 14 - 6 p.m. (PT) • Thomas & Mack Center - Las Vegas, Nev.

NEVADA WOLF PACK

26-6 | 13-5 Mountain West



COLORADO STATE RAMS

23-9 | 10-8 Mountain West

RENO, Nev. - Winners of seven consecutive games and 10 of their past 11 contests dating back to the beginning of February, the Nevada Men's Basketball team is set to open the 2024 Mountain West Tournament Thursday evening, as they will face the No. 7 seed Colorado State in the Quarterfinal Round.

Thursday night's contest is slated to tip off at 6 p.m. and will be available for viewing on CBS Sports Network. The game will air over the radio on KNEV 95.5 FM and through the Varsity Network app, beginning with a pregame show 30 minutes prior to tip.

ALL-TIME SERIES

Series..... 16-11
Current Streak.....W3
Last Meeting..... W, 77-74
.....Fort Collins, Colo.

STAT COMPARISON	NEV	CSU
Points per game	76.4	76.6
Points per game allowed	66.5	67.9
Scoring margin	+9.9	+8.7
FG percentage	47.5	49.4
FG percentage allowed	41.5	43.0
3FG percentage	36.6	34.5
3FG percentage allowed	31.7	33.0
FT percentage	72.1	75.3
Rebounds per game	34.6	32.5
Rebounding margin	+1.8	-0.3
Assists per game	15.2	18.6
Assist/Turnover ratio	1.5	1.9
Steals per game	6.3	6.5
Current streak	W7	W3

PROJECTED STARTERS



2

Jarod Lucas
5Y | 6-4 | G

GP/GS	PPG	RPG	A	B	S
32/32	17.8	2.8	47	0	26



13

Kenan Blackshear
5Y | 6-6 | G

GP/GS	PPG	RPG	A	B	S
30/30	15.1	4.9	145	14	42



4

Tré Coleman
Sr. | 6-7 | F

GP/GS	PPG	RPG	A	B	S
32/30	8.6	3.8	91	22	41



11

Nick Davidson
R-So. | 6-9 | F

GP/GS	PPG	RPG	A	B	S
32/32	12.2	7.3	45	22	20



42

K.J. Hymes
6Y | 6-10 | C

GP/GS	PPG	RPG	A	B	S
30/29	5.8	3.0	10	26	6

TREVOR MARBUT: Associate Director, Communications (M&B contact) | tmarbut@unr.edu | **AARON JUAREZ:** Director | aaronjuarez@unr.edu

GRANT COHEN: Assistant Director, Communications | grantcohen@unr.edu

MONTANA LLOYD: Graduate Assistant | montanal@unr.edu

CAYLEY DISHION: Graduate Assistant | cdishion@unr.edu

2023-24 NEVADA MEN'S BASKETBALL ROSTER

#	Name	Yr.	Pos.	Ht.	Wt.	Hometown/Last School
0	Hunter McIntosh	Grad.	Grad.	6-3	185	Snellville, Ga. (Elon/Greater Atlanta Christian)
1	Tyler Powell	Jr.	G/F	6-5	220	Los Angeles, Calif. (Seton Hall/Ribbet Academy)
2	Jarod Lucas	5Y	G	6-4	195	Hacienda Heights, Calif. (Oregon State/Los Altos)
3	Tyler Rolison	Fr.	G	6-0	173	Los Angeles, Calif. (St. Bernard HS)
4	Tré Coleman	Jr.	F	6-7	215	Jeffersonville, Ind. (Jeffersonville HS)
5	Amire Robinson	Fr.	G	6-4	195	Akron, Ohio (Buchtel Community Learning Center)
10	Snookey Wigington	Fr.	G	5-8	140	Los Angeles, Calif. (Ribbet Academy)
11	Nick Davidson	R-So.	F	6-9	215	Mission Viejo, Calif. (Mater Dei High School)
12	Jeriah Coleman	Jr.	C	7-1	240	Anchorage, Alaska (Clarendon CC/Great Bridge Christian Va.)
13	Kenan Blackshear	5Y	G	6-6	215	Orlando, Fla. (FAU/Jones HS)
20	Daniel Foster	Sr.	G	6-6	215	Melbourne, Australia (Golden State Preparatory School)
23	Jazz Gardner	Fr.	C	7-0	225	Pasadena, Calif. (West Ranch HS)
24	Isaac Hymes	Fr.	G/F	6-8	188	Phoenix, Ariz. (Phhoenix Prep)
33	Tylan Pope	R-Jr.	F	6-6	240	Franklinton, La. (Tulane/Franklinton HS)
34	John Flannigan	So.	F	6-8	210	Concord, Calif. (De La Salle HS)
42	K.J. Hymes	6Y	F	6-10	235	Phoenix, Ariz. (Hillcrest Prep)

NEVADA MEN'S BASKETBALL COACHING STAFF

Head Coach: Steve Alford (Indiana, 1987) - Fifth season at Nevada, 33rd overall

Associate Head Coach: Craig Neal (Georgia Tech, 1988) – Fifth season at Nevada

Assistant Coach: Kory Barnett (Indiana, 2012) – Fifth season at Nevada

Assistant Coach: Bil Duany (Indiana, 2009) – Fifth season at Nevada

Director of Player Development: Justin Hawkins (UNLV, 2013) – Second season at Nevada

Director of Operations: Claire Donnelly (Michigan State, 2023) – First season at Nevada

Video Coordinator: Michael Furlong (Hillsdale College, 2015) - Second Season at Nevada

Strength & Conditioning Coach: Matt Eck (Kansas State, 2008 - Nevada, 2010) – 23rd season at Nevada

Pronunciation Guide

Jarod Lucas	Jared
Tyler Rolison	Rawl-uh-son
Tré Coleman	TRAY
Amire Robinson	Uh-meer
Jeriah Coleman	Juh-rye-uh
Kenan Blackshear	KEE-nin
Isaac Hymes	Hime-zz
Tylan Pope	Ty-lin
K.J. Hymes	Hime-zz
Bil Duany	Dew-a-knee
Nevada	neh-VA-duh (NOT: Neh-VAH-duh; and not UNR or Nevada, Reno for athletics)

PROPER BRANDING

For the purpose of athletics branding, please **DO NOT** refer to the team as Reno, Nevada Reno, or UNR; it is simply "Nevada." When using an abbreviation please use either NV or NEV. The team mascot should be two words, Wolf Pack. Also, pronunciation of the state should be pronounced in the following way: neh-VA-duh.

QUICK FACTS

ABOUT NEVADA

Location.....	Reno, Nev.
Reno/Sparks Population.....	273,516
Enrollment.....	21,657
Nickname.....	Wolf Pack (two words)
Colors	Navy Blue and Silver
Conference.....	Mountain West (MW)
President	Brian Sandoval
Athletics Director	Stephanie Rempe
SWA	Casey Stangel
Athletic Dept. Phone	775-784-6900
Ticket Office Phone	775-348-PACK
Website	NevadaWolfPack.com

MEN'S BASKETBALL STAFF

Head Coach.....	Steve Alford
Alma Mater.....	Indiana '87
Record at Nevada.....	96-57 (Fifth year)
Career Record.....	683-355 (33rd year)
Mountain West Record.....	122-62 (11th year)
NCAA Tournament Record..	11-11 (11 Appearances)
Assoc. Head Coach.....	Craig Neal (Georgia Tech '88)
Asst. Coach	Kory Barnett (Indiana '12)
Asst. Coach	Bil Duany (Indiana '09)
Dir. of Player Development ..	Justin Hawkins (UNLV '13)
Director of Operations...	Claire Donnelly (Michigan St. '23)
Video Coordinator.....	Michael Furlong (Hillsdale College, '15)

COMMUNICATIONS

MBB Contact	Trevor Marbut
Email	tmarbut@unr.edu
Cell.....	(843) 422-4752

PROGRAM HISTORY

First Season	1913
All-Time Record.....	1,449-1,236
All-Time Conference Record.....	675-532
Conference Tournament Record	48-41
NCAA Tournament Appearances ...	10 (last in 2023)
NCAA Tournament Record.....	6-10
NIT Appearances	5 (last in 2012)
NIT Record	5-5
CBI Appearances	3 (last in 2016)
CBI Record	5-3

PLAYING IN RENO

Arena	Lawlor Events Center
Capacity.....	11,536
Year Built	1983
First year for MBB	1983-84
Press Row Phone	775-784-4404

TEAM INFORMATION

2023-24 Overall Record	26-6
2023-24 MW Record.....	13-5
Letterwinners Returning/Lost.....	10/3
Starters Returning/Lost	3/2

HISTORICAL REGULAR SEASON

The Pack enters postseason play after one of the most successful regular seasons in program history. Nevada concluded the regular season with a 10-point victory over UNLV, bringing the Pack's overall record to 26-6 this season. Nevada earned the No. 2 seed in the Mountain West Tournament after compiling a conference record of 13-5, and they will face Colorado State after the Rams defeated San Jose State in the first round of the Conference Tournament on Wednesday.

Nevada's 26 victories throughout the regular season marked the Pack's third-highest regular season win total in program history.

Nevada was exceptional both at home and on the road, as they compiled a mark of 15-2 at Lawlor Events Center, while accumulating a mark of 8-3 in true road games, as they tied Utah State for the most road victories of any team in the Mountain West this season.

Nevada was also highly successful in neutral site contests, putting together a record of 3-1 in road games throughout the season.

HEATING UP DOWN THE STRETCH

After dropping four of five contests in mid-late January, Nevada has played at a sensational level, as they concluded the regular season by winning 10 of their final 11 games, with the lone loss being a one-point defeat to New Mexico.

Nevada reeled off seven consecutive victories to close out the season after the one-point loss to the Lobos, with four of those wins coming on the road. Offensively, the Pack have been playing at a highly-prolific level during their current seven-game win streak.

Throughout Nevada's past seven games, the Pack is shooting 48.5 percent from the field, including an exceptional mark of 43.5 percent from behind the arc, while burying 9.6 3-pointers per contest. Nevada is also averaging 16.7 assists per game and the Pack is shooting 76.5 percent at the free throw line.

Defensively, Nevada has also been playing at an elite level over their current seven-game win streak. The Pack is limiting their past seven opponents to 65.4 points per game on just 41.9 percent shooting from the field, including a paltry mark of 29.8 percent from behind the arc.

REGULAR SEASON FINALE

Nevada is coming off an impressive 75-65 victory over intrastate rival UNLV, as the Pack swept the season series over the Rebels. Nevada recorded 18 assists on 24 made field goals, and the Pack shot 52.2 percent from the field and 37.5 percent from behind the arc. Nevada limited UNLV to just 39.0 percent shooting from the field, including a clip of 29.2 percent from behind the arc.

LUCAS PLAYING AT AN ELITE LEVEL

Jarod Lucas was outstanding in the win for the Pack, as he dropped a game-high 26 points on 8-16 shooting from the field, 4-9 from behind the arc, and 6-7 at the free throw line. Lucas also pulled down three rebounds in the contest.

Lucas, one of the most prolific scorers on the entire West Coast, has had a tremendous final collegiate season for Nevada, and he continues to rank within the top-10 of the Mountain West in a multitude of offensive statistical categories. Lucas is currently second in the conference in scoring (17.8 PPG), second in free throw percentage (90.1%), second in made free throws (155), third in made 3-pointers (75), and ninth in 3-point field goal percentage (40.1%). Lucas was recognized as a member of the All-Mountain West Second Team by the Coaches Poll Tuesday, in addition to being named All-Mountain West First Team by the conference's media on Monday.

MEDIA INFORMATION

SOCIAL MEDIA

Nevada Wolf Pack Athletics
Twitter: @NevadaWolfPack
Facebook.com/NevadaWolfPack
Instagram: NevadaWolfPack

Nevada Men's Basketball
Twitter: @NevadaHoops
Facebook.com/NevadaMBB
Instagram: nevadahoops

ON THE AIR

Head coach Steve Alford will make appearances on the Wolf Pack Coaches Show throughout the season. The show airs live from Chickie & Pete's at Grand Sierra Resort on KNEV 95.5.

University of Nevada athletics are also featured each week on "Wolf Pack All Access" on KRNV Channel 4 every Sunday night. The show generally airs at 6:30 p.m. (check listings weekly) and is also available later in the week.

POSTGAME INTERVIEWS

Nevada's locker room is closed to the media. Interview requests should be directed to director of communications Trevor Marbut. Head coach Steve Alford and selected players will be available to the media following a 10-minute cooling off period.

For home contests, Nevada will be returning to in-person, postgame press conferences, located in the Lawlor Media Room.

For road contests, postgame pressers will be held virtually, on Zoom. This will remain subject to change, based on mandate and policy updates.

BRAND USAGE

For the purpose of athletics branding, please do not refer to the team as Reno, Nevada Reno or UNR. Also, pronunciation of the state should be stated in the following way: neh-VA-duh.

Lucas has been particularly exceptional during Nevada's seven-game win streak, as he is averaging 20.9 points and 3.0 rebounds per game, while shooting 42.3 percent from behind the arc and burying 3.1 3-pointers per contest throughout the Pack's past seven games. Lucas has scored 18+ points and knocked down two or more 3-pointers in each of Nevada's past seven contests.

Lucas has been tremendous in Nevada's two victories over Colorado State this season. In the Pack's 77-64 home victory over the Rams in late January, Lucas scored a game-high 28 points, marking his highest single game scoring output during conference play. In Nevada's 77-74 road victory over Colorado State, Lucas scored a team-high 23 points, including the game-winning shot as time expired from beyond half court.

BLACKSHEAR BACK AT IT

In his second game returning to the Wolf Pack lineup after missing two consecutive games due to a minor injury, Kenan Blackshear was outstanding in the Pack's win over UNLV. Blackshear scored 16 points on 5-10 shooting from the field and a perfect 6-6 from the free throw line, in addition to dishing out a game-high nine assists and pulling down three rebounds. Blackshear's nine assists matched his second-highest single game assist total of the season.

Blackshear continues to rank as one of the premier guards in the Mountain West, and he is within the top-25 of the conference in numerous individual statistical categories. Blackshear is currently seventh in the conference in assists per game (4.8 APG), 10th in steals per game (1.4 SPG), 10th in scoring (15.1 PPG), 21st in rebounds per game (4.9 RPG), and 24th in field goal percentage (49.4%). Blackshear garnered Second Team All-Mountain West honors from both the Coaches Poll and the conference's media earlier this week for his stellar play throughout the season.

Blackshear has played at a high level in neutral contests for the Pack this season. In four neutral site games, the fifth-year senior has averaged 17.0 points, 5.8 rebounds, 4.5 assists, and 1.3 steals per game, while shooting 62.5 percent from the field. He had one of his best performances of the season in a neutral site victory over Georgia Tech earlier this season, as he scored 30 points, pulled down five rebounds, and dished out three assists.

DAVIDSON DOMINATING

Nick Davidson recorded his seventh double-double of the season, including his sixth in Mountain West play in the Pack's victory over UNLV this past Saturday. Davidson scored 11 points, pulled down 10 rebounds, and dished out three assists in the victory over the Rebels. Davidson has taken his play to new heights since the beginning of February, as he has been instrumental in helping the Pack win 10 of their final 11 games. In Nevada's past 11 games, Davidson is averaging 15.5 points and 8.6 rebounds per game, while shooting 57.8 percent from the field, 35.1 percent from behind the arc, and 74.4 percent at the free throw line. Davidson earned Third Team All-Mountain West honors from the Coaches Poll and from the conference's media poll.

COLEMAN CONTINUES TO CONTRIBUTE

Senior forward Tre Coleman had an impressive all-around performance in Nevada's victory over UNLV, as he scored seven points, pulled down seven rebounds, dished out two assists, and recorded two blocks. Coleman, one of the elite defenders in the country, garnered All-Mountain West Defensive Team honors for the second consecutive season from the Mountain West Coaches poll earlier this week.

Coleman has been an instrumental part of Nevada's success this season, particularly in conference play. Since the commencement of Mountain West play, Coleman is averaging 9.4 points, 4.2 rebounds, 3.5 assists, 1.4 steals, and 0.8 blocks per game, while shooting 46.5 percent from the field and 43.3 percent from behind the arc.

BIG TIME BENCH PRODUCTION

Nevada received a tremendous boost off the bench in the victory over UNLV, particularly from Daniel Foster and Tyler Rolison. Foster scored six points, grabbed four rebounds, and recorded two steals, while Rolison scored seven points on a perfect 3-3 shooting from the field.

Foster, an elite defender, has been playing at a high level for the Pack throughout the season, especially during Nevada's recent win streak. Over the Pack's past seven games, Foster is averaging 5.1 points, 5.0 rebounds, and 1.1 steals per game, while shooting 60 percent from the field, 57.1 percent from behind the arc, and 80 percent at the free throw line. Foster had one of his best performances of the season in Nevada's road victory over Colorado State, as he scored 13 points on 4-6 shooting from the field, including 2-3 from behind the arc, while also pulling down three rebounds, dishing out two assists, and recording two steals.

NEVADA IN THE NATIONAL STATS

As a team, Nevada continues to rank as one of the premier defensive squads in the country this season. Nevada is currently 37th in the nation in scoring defense (66.5 PPG), 46th in the nation in opponent field goal percentage (41.5%), and 70th in the country in opponent 3-point field goal percentage (31.7%).

The Pack's offense has continued to improve throughout the season, and Nevada currently ranks 42nd in the country in field goal percentage (47.5%) and 45th in 3-point field goal percentage (36.6%).

Nevada continues to rank as one of the most prolific teams in the country at taking care of the ball, as the team is 27th in the nation in fewest turnovers per game (9.8) and 22nd in the country in assist/turnover ratio (1.55).

REGULAR SEASON SUCCESS AGAINST THE RAMS

Nevada won both matchups against Colorado State in the regular season. During the first contest between the two squads, Nevada was sensational on the defensive end of the court, limiting CSU to just 64 points on 39.3 percent shooting from the field and 26.1 percent from behind the arc. Offensively, Lucas and Blackshear combined to score 48 points on 19-26 shooting, and Nevada knocked down 15-18 shots at the free throw line to earn a 77-64 victory over the Rams.

In the second contest, Lucas and Coleman combined to score 39 points, and Nevada shot 47.6 percent from behind the arc (10-21), while limiting Colorado State to just 33.3 percent shooting from behind the arc (6-18). The Pack led for almost the entire contest, and after CSU tied the game up 74 points apiece with 2.5 seconds remaining, Lucas received an inbound pass, took two dribbles, and hoisted up a shot from beyond half court that went off the glass and dropped through the net as time expired, propelling the Pack to a three-point victory.

Nevada will aim to remain perfect against the Rams this season on Thursday night and earn a spot in the Semifinals of the Mountain West Tournament.

SCOUTING COLORADO STATE

Colorado State enters Thursday night's matchup with an overall record of 23-9. The Rams defeated San Jose State 72-62 in the first round of the Mountain West Tournament, and CSU enters Thursday evening's contest on a three-game win streak.

Colorado State is led by All-Mountain West First Team honoree, and the only player throughout history to earn All-MW honors five separate times, Isaiah Stevens.

The Rams have been one of the best offensive teams in the conference this season, as they rank first in the Mountain West in assists per game (18.6 APG), second in field goal percentage (49.4%), third in scoring offense (76.6 PPG), and fifth in 3-point field goal percentage (34.5%).

Stevens has been incredible for CSU this season, as he ranks first in the Mountain West and sixth in the nation in assists per game (7.0 APG). Stevens is also fifth in the conference in scoring, as he is averaging 16.7



MOUNTAIN WEST STANDINGS

Through March 7

School	MW	Pct.	Overall	Pct.	Streak
Utah State	14-4	.778	26-5	.839	W5
Nevada	13-5	.722	26-6	.813	W7
Boise State	13-5	.722	22-9	.710	W1
UNLV	12-6	.667	19-11	.633	L1
San Diego State	11-7	.611	22-9	.710	L2
Colorado State	10-8	.556	23-9	.710	W3
New Mexico	10-8	.556	22-9	.710	L1
Wyoming	8-10	.444	15-16	.484	W2
Fresno State	4-14	.222	11-20	.355	L7
Air Force	2-16	.111	9-21	.300	L4
San Jose State	2-16	.111	9-22	.290	L6

AROUND THE MOUNTAIN WEST (times in PST)

Thursday, March 14

Wyoming vs #18 Utah State	12 p.m.
San Diego State vs UNLV	2:30 p.m.
Colorado State vs #23 Nevada	6 p.m.
TBD vs Boise State	8:30 p.m.

Season Statistical Rankings

	Actual	MW	NCAA
Scoring Offense	76.4	4	101
Scoring Defense	66.5	2	37
Field Goal Pct.	47.5	3	42
Field Goal Pct. Defense	41.5	2	46
3-Pt FG Pct.	36.6	2	45
3-Pt FG Pct. Defense	31.7	6	70
Free Throw Pct.	72.1	6	169
Rebounds per game	34.6	6	228
Assists per game	15.2	3	59
Steals per game	6.3	7	T198
Turnover Margin	+2.2	2	54

NEVADA WHEN...

	2023-24	MW	Under Alford
Playing at HOME	15-2	7-2	58-15
Playing on the ROAD	7-3	5-3	23-33
Playing on a NEUTRAL court	3-1	0-0	15-8
Leading at halftime	24-0	12-0	74-13
Trailing at halftime	2-6	1-5	19-41
Tied at halftime	0-0	0-0	1-2
the Wolf Pack...			
Shoots 50% or higher	10-2	5-2	35-7
Shoots less than 50%	16-4	8-3	55-49
Shoots better than opponent	22-1	12-1	79-10
Shoots worse than opponent	3-4	1-3	10-44
Shoots same as opponent	1-1	0-1	1-1
the opponent...			
Shoots 50% or higher	0-3	0-3	2-20
Shoots less than 50%	26-3	13-2	93-35
the Wolf Pack scores...			
Under 70 points	2-4	2-3	15-34
70-79 points	15-0	9-0	41-17
80-89 points	6-1	1-1	26-3
90-99 points	2-1	1-1	11-2
100+ points	1-0	0-0	2-0
More bench pts than opp.	17-1	8-1	48-23
Fewer or same bench pts than opp.	9-5	5-4	47-32
the Wolf Pack allows...			
Under 70 points	22-1	12-1	68-12
70-79 points	3-2	1-1	24-24
80-89 points	1-2	0-2	4-12
90-99 points	0-1	0-1	1-7
100+ points	0-0	0-0	0-1
Game decided...			
By five points or less	3-2	3-2	18-17
By 10 points or less	5-1	2-1	20-18
By 19 points or less	11-2	5-1	40-11
By 20 points or more	6-1	2-1	17-10
In overtime	1-0	1-0	3-3
Making more FGs than opponent	19-2	9-2	79-13
Making fewer FGs than opponent	4-4	2-4	11-41
FGs are equal	1-0	0-0	4-2
Making more 3s than opponent	12-1	6-1	47-18
Making fewer 3s than opponent	10-5	4-4	41-32
3s are equal	4-0	2-0	7-6
Making more FTs than opponent	20-3	9-2	64-19
Making fewer FTs than opponent	4-2	2-2	30-31
FTs are equal	1-1	1-1	1-6
Out-rebounding opponent	18-1	11-0	64-15
Out-rebounded	6-5	1-5	27-39
Rebounds are even	2-0	1-0	5-2
Committing fewer turnovers	16-2	6-2	54-21
Committing more turnovers	6-3	4-2	34-29
Turnovers are even	3-1	2-1	7-6
Playing in the month of...			
November	5-0	0-0	24-8
December	8-1	0-0	20-9
January	3-4	3-4	20-18
February	7-1	7-1	23-13
March	3-0	3-0	6-7

points per game, while shooting 48.7 percent from the field, 45.8 percent from behind the arc, and 83.7 percent at the free throw line. Stevens has scored in double figures in all but two games this season for Colorado State, with one of those contests coming against Nevada, as the Pack limited him to just eight points on 4-16 shooting from the field in the first matchup of the season between the two squads.

Stevens is joined in the back court by Third Team All-Mountain West honoree, Nique Clifford. Clifford, a 6-foot-6 senior guard, leads the team in rebounding (7.4 RPG), in addition to ranking third on the team in scoring (12.3 PPG). Clifford is shooting 53.2 percent from the field, 39.6 percent from behind the arc, and 77.8 percent at the free throw line. Clifford has also proved to be a formidable defender, as he is averaging 1.5 steals per game.

Senior Joel Scott has had an impressive season for the Rams, as he ranks second on the team in scoring (12.7 PPG) and second in rebounds per game (5.9 RPG). Scott is shooting an exceptional 56.7 percent from the field this season.

Colorado State has been outstanding in transition this season, as they rank 52nd in the country in fastbreak points per game (12.7 PPG).

Nevada will need to limit Colorado State in transition, keep Stevens in check, and protect the 3-point line in order to defeat the Rams.

ALFORD CONTINUES TO ECLIPSE NEW MARKS

Last season, Coach Alford eclipsed the 650-win mark for his career, and after the Pack's victory over UNLV this past Saturday, he currently ranks 11th among all active Division I Coaches in career wins with 683. Alford also reached 122 career wins in Mountain West play following the Pack's win over the Broncos. The Pack's victory over UNLV earlier this season was Nevada's 20th win of the season, marking the 20th time that Alford has achieved 20+ wins in a season as a Head Coach.

DEFENSIVE DOMINANCE

Nevada has been exceptional on the defensive end of the court this season, as the Pack has held 29 of 32 opponents to less than 50 percent shooting from the field this season. Nevada has also held 23 opponents to less than 70 points, including limiting eight teams to less than 60 points.

FAST START

Nevada is undefeated this season with a mark of 24-0 when leading at halftime, while in turn holding a record of 2-6 when trailing at the half.

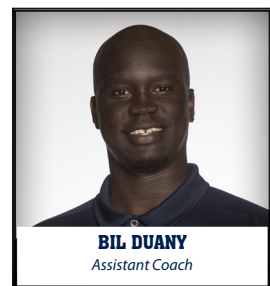
GETTING IT DONE AGAINST QUADRANT 1

Nevada has been exceptional in Quadrant 1 contests this season, as the Pack owns a record of 7-5 in such contests. The Pack has also been highly successful against power-five opponents and ranked opponents. Nevada is a perfect 3-0 this season against teams from power-five conferences, as they defeated Washington on the road, before beating TCU and Georgia Tech in Hawaii on their way to securing the 2023 Diamond Head Classic Championship. Nevada is also 3-1 against ranked opponents this season.

REBOUNDING IS KEY

Rebounding has been a critical stat for the Pack this season, as Nevada is 18-1 overall, including a perfect mark of 11-0 in Mountain West play when outrebounding their opponent.

TV/RADIO ROSTER



HEAD COACH STEVE ALFORD

STEVE ALFORD

FIFTH SEASON



Head Coach

Hometown: New Castle, Ind.
Birthdate: Nov. 23, 1964 in Franklin, Ind.
Family: Wife – Tanya
Sons – Kory & Bryce
Daughter – Kayla

Education: Indiana, 1987

Playing Career:

1983-87 – Indiana University
1987-91 – NBA (Dallas, Golden State)

Honors:

- 11th among active Division I Coaches in career wins (683 wins)
- Third all-time in Mountain West Conference wins (122 wins)
- 12 NCAA Tournament appearances (most among active MW Coaches)
- Four Sweet-16 appearances (1999, 2014, 2015, 2017)
- 4x MW Regular Season Champion (2009, 2010, 2012, 2013)
- 2x MW Tournament Champion (2012, 2013)
- 3x MW Coach of the Year (2009, 2010, 2013)
- 2023 NABC District 17 Coach of the Year
- 20 seasons with 20+ victories
- Three seasons with 30+ victories
- One of four coaches all-time to lead five different DI schools to the NCAA Tournament

NCAA Champion, All-American, and Olympic Gold Medalist Steve Alford enters his fifth season at the helm of the Wolf Pack program in 2023-24. Alford has completed 32 seasons overall as a head coach, boasting a career record of 683-355.

Alford's career-win total of 683 victories places him 11th among all active Division I coaches in career wins. Alford also ranks third all-time and second among active coaches in career Mountain West victories (122).

Over his four seasons at the Wolf Pack helm, Alford has mentored three Mountain West Newcomers of the Year (Jarod Lucas, 2022-23; Grant Sherfield, 2020-21; Jalen Harris, 2019-20), the program's first Mountain West Freshman of the Year (Darrion Williams, 2022-23), a Mountain West Sixth Man of the Year (Nisré Zouzoua, 2019-20), two Mountain West All-Defensive Team selections (Tre Coleman, 2022-23; Kenan Blakshear, 2022-23), and nine All-Mountain West selections, including first-teamers Harris and Sherfield.

The 2022-23 campaign displayed Alford's ability to tap the full potential of his roster. After losing 58.1 percent of the scoring output from the previous season to the transfer portal, and losing seniors K.J. Hymes and Hunter McIntosh to injury at the beginning of the season, Alford led the Pack to a 22-11 overall record, fourth-place finish in the Mountain West, and the program's first NCAA Tournament appearance since the 2018-19 season. The 22 wins marked one of the biggest turnarounds in all of Division I, as the Pack increased their win total by nine from the previous season.

Nevada had an impressive outing at the 2022 Cayman Islands Classic at the beginning of the season, claiming a third-place finish in the outstanding field. Nevada earned victories over Tulane and Akron, while only suffering one defeat at the hands of Kansas State, an 87-96 overtime loss in the semifinal round to the Wildcats who went on to win the tournament.

Nevada produced an exceptional record of 14-1 on their home court, and the team earned back-to-back victories over ranked opponents at Lawlor for the first time in program history, beating #25 New Mexico (1/23/23) before taking down #22 San Diego State (1/31/23).

Nevada also had a stellar season in Mountain West play, securing a conference record of 12-6, earning a fourth-place finish at the conclusion of the regular season.

The Pack matched a program record following the completion of the regular season, as five different players earned All-MW recognition. Nevada also set a program record by obtaining seven different All-MW awards by players only.

Lucas, an offseason transfer from Oregon State, was named the Mountain West Newcomer of the Year, in addition to garnering All-MW Second Team honors after producing the best season of his collegiate career. Lucas scored in double figures in 28 of 33 contests for the Pack and he finished the season ranked tied for second in made 3-pointers, and fifth in points per game.

Blakshear, playing point guard for the first season in his entire life, was named to the All-MW Second Team while also being recognized as a member of the All-MW Defensive Team. After making the transition to point guard in the offseason, Blakshear had a breakout year under Alford's guidance. He finished the season ranked fourth in the Mountain West in assists per game, sixth in steals per game, ninth in free throw percentage, 13th in points per game, and 13th in minutes per game.

Center Will Baker garnered Third Team All-Mountain West honors after averaging 13.6 points per game on 56.0 percent shooting from the field, 35.5 percent from behind the arc, and 84.2 percent at the free throw line.

Darrion Williams was named the Mountain West Freshman of the Year for the first time in program history. Williams played in all 33 games while making 30 starts, and he finished the season ranked first on the team and third overall in the Mountain West in rebounding, averaging 7.3 boards per game.

Tre Coleman earned All-MW Defensive Team honors, marking the first time in program history that all five Wolf Pack starters garnered All-MW recognition.

Nevada earned their 10th NCAA Tournament berth in program history following the completion of the regular season, marking Alford's 12th career appearance in the tournament. The selection also signified the fifth different school that Alford has taken to the NCAA Division I Tournament, making him just one of four coaches throughout history to accomplish the feat (Lon Kruger, Rick Pitino, Tubby Smith).

Alford was named the NABC District 17 Coach of the Year at the end of the season, and Blakshear garnered First Team All-District honors while Lucas was named to the All-District Second Team.

In the 2020-21 campaign, Alford also showcased his ability to make the most of his roster. Entering the season returning just 20 percent of the scoring output from the previous year's team, Alford's young Wolf Pack squad opened up by capturing the Golden Window Classic title, highlighted by a last-second victory over Nebraska on the Cornhuskers' home court.

Nevada would navigate the challenges and turns of a season operating under the increased safety protocols as a result of the COVID-19 pandemic, going 16-10 overall and reaching the Mountain West Championship semifinals.

Sherfield, an offseason transfer from Wichita State, was named the season's Mountain West Newcomer of the Year as well as to the All-Mountain West First Team, while fellow guard Desmond Cambridge, Jr., in his debut season with the Pack after transferring from Brown, earned a spot on the Third Team.

Sherfield paced the Mountain West in assists (158 total and 6.08 apg) and steals (42 total and 1.62 per game), while finishing second in scoring (18.6 ppg) and assist-to-turnover ratio (2.16), and third in free-throw percentage (85.5 percent). He was also in the conference's top 10 in field-goal percentage (43.3 percent, eighth).

HEAD COACH STEVE ALFORD

He posted 12 20-point games this season, with 15 performances of at least six assists.

Sherfield also created key moments for the Pack in his debut season, hitting game-winning shots in the final seconds in wins over Boise State (74-72) on Feb. 5 and Colorado State (85-82) on March 5.

Cambridge, Jr. scored in double figures in 19 of 26 games, including eight 20-point performances and a season-high 31 points in the Mountain West Tournament quarterfinal win over Boise State.

He averaged 16.4 points a game, fifth-best in the Mountain West, and also ranked in the top 10 in 3-point field-goal percentage (34.8, fourth), 3-pointers made (69, third), and field-goal percentage (40.9, 10th).

The 2019-20 campaign was highlighted by Alford winning his 600th-career game Jan. 25, 2020, when Nevada defeated New Mexico 96-74 at Lawlor Events Center. The win made him, at the time, the 16th active NCAA Division I coach to reach the 600-win mark.

Alford became the first coach to win two Paradise Jam titles as the Pack swept the field, winning all three games by double figures in the U.S. Virgin Islands. In 2012, he led his New Mexico squad to the title. Junior Jalen Harris was the MVP and was joined on the All-Tournament Team by Jazz Johnson.

Four members of Alford's first Nevada team garnered postseason honors led by Harris. Harris was named to the NABC and USBWA all-district teams after leading the Mountain West in scoring at 21.6 points per game. He was also a Mountain West coaches and media first team selection. Three times he was named the Mountain West Player of the Week, and on Feb. 9 was the Oscar Robertson Player of the Week. He scored 30 or more points six times including becoming the first Pack player with four-consecutive games of 30 or more points.

Johnson was named to the Mountain West coaches second team and media

third team. Senior Nizre Zouzoua was the Mountain West Sixth Man of the Year as selected by the coaches and media. Johnson earned the Sixth Man of the Year honor in 2019. Another of the Pack seniors, Lindsey Drew, was named the Mountain West All-Defensive team for the second time in his career and was an honorable mention pick by the coaches and media. He was named the Mountain West Player of the Week the first week of the season.

On April 11, 2019 University of Nevada director of athletics Doug Knuth announced the hiring of Alford as the head coach of the nationally-ranked Wolf Pack men's basketball program.

Alford, a highly successful coach with 11 NCAA Tournament berths and four Sweet 16 appearances, signed a 10-year deal to lead Nevada.

"There is no better coach than Steve Alford to continue the rise of Nevada basketball and we are excited for the next chapter," Knuth said. "To get a leader of Coach Alford's caliber is a testament to the support of our community and our University. There is a great tradition of Wolf Pack basketball and the future is even brighter."

Alford is the 19th coach in the history of the Nevada program. Alford has a career record of 622-320 (.660) in 29 seasons as a collegiate head coach and is 544-290 (.652) in 26 seasons as a Division I head coach. Over his 25 previous seasons as a Division I head coach, Alford's teams have averaged 21 wins per year with only two losing seasons.

"To be able to continue my career in a tight-knit community that has demonstrated its support for the basketball program is exactly the opportunity that Tanya and I were looking for, and we are thrilled to be in Northern Nevada," Alford said. "I can't wait to get to work as we look to build off the established tradition and momentum of this great program. I want this to be the last stop of my coaching career."

Collegiate Coaching Record

College	Year	Overall Record	Conference Record/Finish	Postseason
Manchester	1991-92	4-16	3-11 (Heartland-T6th)	
Manchester	1992-93	20-8	7-5 (Heartland-T2nd)	NCAA III Trny - First Round (0-1)
Manchester	1993-94	23-4	10-2 (Heartland-1st)	NCAA III Trny - First Round (0-1)
Manchester	1994-95	31-1	12-0 (Heartland-1st)	NCAA III Trny - Runner-up (5-1)
Missouri State	1995-96	16-12	11-7 (Missouri Valley-4th)	
Missouri State	1996-97	24-9	12-6 (Missouri Valley-T2nd)	NIT First Round (0-1)
Missouri State	1997-98	16-16	11-7 (Missouri Valley-T3rd)	
Missouri State	1998-99	22-11	11-7 (Missouri Valley-T2nd)	NCAA Sweet 16 (2-1)
Iowa	1999-00	14-16	6-10 (Big Ten-T7th)	
Iowa	2000-01	23-12	7-9 (Big Ten-T6th/Big Ten Trny Champs)	NCAA Second Round (1-1)
Iowa	2001-02	19-16	5-11 (Big Ten-T8th)	NIT First Round (0-1)
Iowa	2002-03	17-14	7-9 (Big Ten-T8th)	NIT Second Round (2-1)
Iowa	2003-04	16-13	9-7 (Big Ten-4th)	NIT First Round (0-1)
Iowa	2004-05	21-12	7-9 (Big Ten-7th)	NCAA First Round (0-1)
Iowa	2005-06	25-9	11-5 (Big Ten-T2nd/Big Ten Trny Champs)	NCAA First Round (0-1)
Iowa	2006-07	17-14	9-7 (Big Ten-4th)	
New Mexico	2007-08	24-9	11-5 (Mountain West-3rd)	NIT First Round (0-1)
New Mexico	2008-09	22-12	12-4 (Mountain West-T1st)	NIT Second Round (1-1)
New Mexico	2009-10	30-5	14-2 (Mountain West-1st)	NCAA Second Round (1-1)
New Mexico	2010-11	22-13	8-8 (Mountain West-5th)	NIT Second Round (1-1)
New Mexico	2011-12	28-7	10-4 (Mountain West-T1st/MW Trny Champs)	NCAA Second Round (1-1)
New Mexico	2012-13	29-6	13-3 (Mountain West-1st/MW Trny Champs)	NCAA First Round (0-1)
UCLA	2013-14	28-9	12-6 (Pac-12-2nd/Pac-12 Trny Champs)	NCAA Sweet 16 (2-1)
UCLA	2014-15	22-14	11-7 (Pac-12-4th)	NCAA Sweet 16 (2-1)
UCLA	2015-16	15-17	6-12 (Pac-12-10th)	
UCLA	2016-17	31-5	15-3 (Pac-12-3rd)	NCAA Sweet 16 (2-1)
UCLA	2017-18	21-12	11-7 (Pac-12-T3rd)	NCAA First Round (0-1)
UCLA	2018	7-6	n/a	
Nevada	2019-20	19-12	12-6 (Mountain West -T2nd)	
Nevada	2020-21	16-10	10-7 (Mountain West - 5th)	
Nevada	2021-22	13-18	6-12 (Mountain West - 8th)	
Nevada	2022-23	22-11	12-6	NCAA First Four (0-1)
Nevada	2023-24	26-6	13-5	
Totals (33 years)	1991-Pres.	683-355	314-209	15 NCAA Tournaments (12 at NCAA I level)

WINNINGEST ACTIVE DI COACHES

ACTIVE DIVISION I COACHES WIN TOTALS

Rank	Coach	Current School	Overall Record
1	John Calipari	Kentucky	805-255
2	Bill Self	Kansas	802-239
3	Rick Barnes	Tennessee	792-412
4	Kelvin Sampson	Houston	752-348
5	Dana Altman	Oregon	747-391
6	Jim Larranaga	Miami	740-492
7	Rick Pitino	St. John's	725-300
8	Mark Few	Gonzaga	705-140
9	Tom Izzo	Michigan State	701-289
10	Greg Kampe	Oakland	690-534
11	Steve Alford	Nevada	683-355
12	Bruce Pearl	Auburn	668-260
13	Leonard Hamilton	Florida State	639-484
14	Greg McDermott	Creighton	597-352

O

Hunter McIntosh

Grad. | 6-3 | 185 | G | Snellville, GA.



2023-24 SEASON HIGHS

Points	26, at Boise State (3/5/24)
FG Made	9, at Boise State (3/5/24)
FG Att.	11, 2x, last at Boise State (3/5/24)
3Pt. FG Made	6, 2x, last at Boise State (3/5/24)
3Pt. FG Att.	9, at San Jose State (2/23/24)
FT Made	4, 2x, last at Colorado State (2/27/24)
FT Att.	6, vs UC Davis (12/6/23)
Rebounds	4, at Washington (11/12/23)
Assists	5, vs Portland (11/18/23)
Steals	4, at Boise State (3/5/24)
Blocks	-
Minutes	36, vs Fresno State (3/1/24)

CAREER HIGHS

Points	30, at UD (1/31/21)
FG Made	9, 2x, last at Boise State (3/5/24)
FG Att.	22, vs UD (2/17/22)
3Pt. FG Made	6, 7x, last at Boise State (3/5/24)
3Pt. FG Att.	12, 2x, last at W&M (1/29/22)
FT Made	9, at JMU (03/07/21)
FT Att.	11, at JMU (03/07/21)
Rebounds	9, at JMU (03/07/21)
Assists	10, vs. JMU (01/25/20)
Steals	4, at Boise State (3/5/24)
Blocks	1, vs Campbell (12/16/20)
Minutes	39, at JMU (12/15/21)

PLAYER NOTES

Transferred from Elon ahead of the 2022-23 season after appearing in and starting 85 games across three seasons for the Phoenix. Consistent guard on both ends of the floor with a high IQ for the game. Has been exceptional from behind the arc throughout his career. In 2021-22, he started all 32 games for Elon, amassing season averages of 13.3 points, 2.8 assists, and 2.6 rebounds. In the 2020-21 season, he earned Second Team All-CAA honors in addition to being named to the CAA All-Tournament Team. He was also named the CAA Rookie of The Year his freshman season.

2023-24 Highlights:

Scored 12 points on 5-8 shooting from the field and 2-3 from behind the arc in the Pack's season-opening win over Sacramento State ... Scored eight points on 3-4 shooting from the field, including 1-2 from behind the arc in Nevada's win at Washington. Dished out five assists in the Pack's win over Portland - marking the most assists he has tallied in a game for Nevada ... Scored seven points in Nevada's victory over LMU ... Scored 13 points on 3-4 shooting from behind the arc and 4-6 at the free throw line, in addition to recording two steals against UC Davis ... Scored six points on 2-3 shooting from behind the arc against Weber State ... Scored 18 points against Fresno Pacific, marking his highest total with Nevada. Made 4-6 shots from behind the arc in the game ... Scored 11 points on 3-6 shooting from behind the arc against Fresno State ... Drained 3-5 shots from behind the arc on his way to a nine-point outing against New Mexico ... Matched his highest scoring output as a member of the Pack with an 18-point performance behind six 3-pointers in Nevada's win at San Jose State ... Making his first start as a member of the Pack, McIntosh scored 14 points, drained two 3-pointers, and knocked down 4-4 shots at the free throw line in a season-high 31 minutes ... Buried 4-5 3-pointers on his way to a 12-point, four-assist outing in the Pack's win over Fresno State ... Scored a Nevada-high and game-high 26 points on 9-11 shooting from the field, including a perfect 6-6 from behind the arc, while also recording a career-high four steals to lead the Pack to a 10-point road win over Boise State. The perfect mark of 6-6 from behind the arc set a new program record for the most made 3-pointers without a miss in Nevada Basketball history.

#0 MCINTOSH, Hunter

Opponent	Date	GS	MIN	Total		3-Pointers		Free throws		Rebounds				PF	A	TO	BLK	STL	PTS	AVG	
				FG-FGA	PCT	3FG-3FGA	PCT	FT-FTA	PCT	OFF	DEF	TOT	AVG								
Sacramento St.	11/07/2023		25:34	5-8	.625	2-3	.667	0-0	.000	0	1	1	1.0	3	1	0	0	1	12	12.0	
at Washington Pacific	11/12/2023		21:18	3-4	.750	1-2	.500	1-2	.500	0	4	4	2.5	2	1	1	0	0	8	10.0	
Portland	11/15/2023		13:36	1-3	.333	1-3	.333	0-0	.000	0	1	1	2.0	2	1	1	0	0	3	7.7	
Montana	11/18/2023		19:24	0-5	.000	0-5	.000	0-0	.000	0	0	0	1.5	2	5	0	0	0	0	5.8	
LMU (CA)	11/29/2023		15:03	1-2	.500	1-2	.500	0-0	.000	1	2	3	1.8	1	0	1	0	1	3	5.2	
UC Davis	12/02/2023		17:38	2-5	.400	1-3	.333	2-2	1.000	0	1	1	1.7	3	2	1	0	0	7	5.5	
at Fresno St.	12/06/2023		24:40	3-5	.600	3-4	.750	4-6	.667	1	1	2	1.7	3	0	0	0	2	13	6.6	
at Fresno St.	12/09/2023		18:24	1-3	.333	0-2	.000	0-0	.000	1	1	2	1.8	2	0	0	0	0	2	6.0	
Weber St.	12/13/2023		19:31	2-3	.667	2-3	.667	0-0	.000	0	1	1	1.7	1	0	1	0	0	6	6.0	
at Hawaii	12/17/2023		19:29	0-3	.000	0-2	.000	2-2	1.000	0	2	2	1.7	2	0	0	0	0	2	5.6	
vs Temple	12/21/2023		13:34	1-3	.333	0-2	.000	0-0	.000	0	1	1	1.6	1	0	0	0	0	2	5.3	
vs TCU	12/22/2023		07:08	1-3	.333	1-3	.333	0-0	.000	0	0	0	1.5	2	0	0	0	0	3	5.1	
vs Georgia Tech	12/24/2023		12:29	2-3	.667	2-3	.667	0-0	.000	0	0	0	1.4	2	0	0	0	0	6	5.2	
Fresno Pacific	12/30/2023		18:01	7-11	.636	4-6	.667	0-0	.000	1	2	3	1.5	2	0	0	0	2	18	6.1	
at Fresno St.	01/06/2024		14:48	4-7	.571	3-6	.500	0-0	.000	0	0	0	1.4	2	0	0	0	1	11	6.4	
Air Force	01/09/2024		19:43	1-1	1.000	1-1	1.000	0-0	.000	0	0	1	1.4	2	0	1	0	0	3	6.2	
Boise St.	01/12/2024		13:06	0-1	.000	0-0	.000	0-0	.000	0	0	0	1.3	1	0	0	0	0	0	5.8	
at San Diego St.	01/17/2024		20:25	0-2	.000	0-1	.000	1-2	.500	0	1	1	1.3	2	1	2	0	0	1	5.6	
at Wyoming	01/20/2024		09:48	0-1	.000	0-1	.000	0-0	.000	0	1	1	1.3	3	1	0	0	0	0	5.3	
Colorado St.	01/24/2024		16:38	0-2	.000	0-2	.000	1-2	.500	0	1	1	1.3	2	3	0	0	1	1	5.1	
at New Mexico	01/28/2024		19:19	1-7	.143	1-5	.200	2-2	1.000	0	0	0	1.2	3	2	1	0	1	5	5.0	
San Jose St.	02/02/2024		15:09	0-2	.000	0-1	.000	1-2	.500	1	3	4	1.3	0	5	0	0	0	1	4.9	
at Utah St.	02/06/2024		17:58	0-1	.000	0-0	.000	0-0	.000	0	0	0	1.3	0	1	0	0	0	0	4.7	
San Diego St.	02/09/2024		08:48	1-2	.500	0-1	.000	0-0	.000	0	1	1	1.3	1	0	1	0	0	2	4.5	
New Mexico	02/13/2024		15:45	3-5	.600	3-5	.600	0-0	.000	0	0	0	1.2	3	4	0	0	0	9	4.7	
at UNLV	02/17/2024		12:37	0-1	.000	0-1	.000	0-0	.000	0	1	1	1.2	0	0	0	0	0	0	4.5	
Wyoming	02/20/2024		10:03	0-2	.000	0-2	.000	0-0	.000	0	1	1	1.2	1	2	0	0	0	0	4.4	
at San Jose St.	02/23/2024		25:50	6-12	.500	6-9	.667	0-0	.000	0	1	1	1.2	1	2	0	0	1	18	4.9	
at Colorado St.	02/27/2024	*	31:06	4-11	.364	2-7	.286	4-4	1.000	1	1	2	1.2	3	1	0	0	1	14	5.2	
Fresno St.	03/01/2024	*	35:56	4-9	.444	4-7	.571	0-0	.000	0	1	1	1.2	4	4	0	0	0	12	5.4	
at Boise St.	03/05/2024		23:46	9-11	.818	6-6	1.000	2-3	.667	0	2	2	1.2	0	2	1	0	4	26	6.1	
UNLV	03/09/2024		12:23	0-0	.000	0-0	.000	0-0	.000	1	0	1	1.2	3	2	0	0	0	0	5.9	
Totals			2	568:58	62-138	.449	44-98	.449	20-27	.741	7	32	39	1.2	59	40	11	0	15	188	5.9

Player Averages

Games Played	Minutes/game	Points/game	FG Pct	3FG Pct	FT Pct	Rebounds/game	Assists/game	Turnovers/game	Assist/Turnover ratio	Steals/game	Blocks/game
32	17.8	5.9	44.9	44.9	74.1	1.2	1.3	0.3	3.6	0.5	0.0

McIntosh's Career Statistics

SEASON	TEAM	GP-GS	MIN/AVG	Field Goals		3-Point		F-Throws		Rebounds				Scoring						
				FG-FGA	FG%	3FG-3FGA	3FG%	FT-FTA	FT%	OFF	DEF	TOT	AVG	PF-FO	A	TO	BLK	STL	PTS	AVG
2019-20	Elon	34-34	1091/32.1	131-314	.417	80-198	.404	57-75	.760	13	99	112	3.3	92-5	103	62	0	26	399	11.7
2020-21	Elon	19-19	628/33.1	97-248	.391	52-147	.354	52-58	.897	13	48	61	3.2	43-3	44	40	1	13	298	15.7
2021-22	Elon	32-32	1057/33.0	145-378	.384	87-231	.377	49-61	.803	7	77	84	2.6	82-2	90	78	0	20	426	13.3
2022-23	Nevada	6-0	91/15.2	4-19	.211	4-12	.333	2-2	1.000	1	4	5	0.8	7-0	10	3	0	0	14	2.3
2023-24	Nevada	32-2	569/17.8	62-138	.449	44-98	.449	20-27	.741	7	32	39	1.2	59-0	40	11	0	15	188	5.9
TOTAL FOR Nevada		38-2	660/17.4	66-157	.420	48-110	.436	22-29	.759	8	36	44	1.2	66-0	50	14	0	15	202	5.3
TOTAL		123-87	3436/27.9	439-1097	.400	267-686	.389	180-223	.807	41	260	301	2.4	283-10	287	194	1	74	1325	10.8

1

Tyler Powell
 Junior | 6-5 | 220 | G/F | Los Angeles, Calif.



2023-24 SEASON HIGHS

Points	-
FG Made	-
FG Att.	-
3Pt. FG Made	-
3Pt. FG Att.	-
FT Made	-
FT Att.	-
Rebounds	-
Assists	-
Steals	-
Blocks	-
Minutes	-

CAREER HIGHS

Points	10, at Pepperdine (12/6/22)
FG Made	4, at Pepperdine (12/6/22)
FG Att.	6, at New Mexico (2/7/23)
3Pt. FG Made	2, 3x, last at UNLV (1/28/23)
3Pt. FG Att.	4, vs Boise St. (12/28/22)
FT Made	2, 2x, last vs Air Force (2/3/23)
FT Att.	2, 3x, last vs Air Force (2/3/23)
Rebounds	6, at Pepperdine (12/6/22)
Assists	2, vs Norfolk State (12/21/22)
Steals	2, vs Utah Tech (11/7/22)
Blocks	1, 2x, last vs UT Arlington (11/18/22)
Minutes	21, vs Utah Tech (11/7/22)

PLAYER NOTES

Transferred to Nevada after playing his freshman season at Seton Hall. Versatile and physical guard who can play multiple positions. Exceptional 3-point shooter who can score quickly in large amounts. Appeared in eight games for the Pirates throughout the 2021-22 season. He scored three points and recorded one steal in his first collegiate appearance. He played a season-high eight minutes in Seton Hall's NCAA Tournament game against TCU, grabbing two rebounds and collecting one block.

2022-23 Highlights:

Appeared in all 33 games off the bench throughout the season ... Knocked down at least one 3-pointer in 12 games ... Scored seven points on 2-2 shooting from the field and 2-2 at the free throw line in 11 minutes of action in the Pack's overtime loss to Kansas State (11/22/22) ... Scored a career-high 10 points on a perfect 4-4 shooting from the field and 2-2 from behind the arc, while also pulling down a career-high six rebounds in Nevada's 85-77 road win over Pepperdine (12/6/22) ... Scored eight points on 3-5 shooting from the field and 2-4 from behind the arc in the Pack's 74-72 win over Boise State (12/28/22) ... Scored five points and grabbed three rebounds in the Pack's 80-69 win against Colorado State (1/4/23) ... Scored seven points on 3-6 shooting from the field in Nevada's 77-76 road victory at New Mexico (2/7/23).

2023-24:

Opted to redshirt the 2023-24 season.

Powell's Career Statistics

SEASON	TEAM	GP-GS	MIN/AVG	Field Goals		3-Point		F-Throws		Rebounds				Scoring						
				FG-FGA	FG%	3FG-3FGA	3FG%	FT-FTA	FT%	OFF	DEF	TOT	AVG	PF-FO	A	TO	BLK	STL	PTS	AVG
2021-22	SHU	12-0	45/3.8	2-4	.500	2-4	.500	0-0	.000	0	8	8	0.7	3-0	1	1	1	1	6	0.5
2022-23	Nevada	33-0	307/9.3	26-68	.382	15-40	.375	5-9	.556	7	26	33	1.0	29-0	11	12	1	5	72	2.2
TOTAL FOR Nevada		33-0	307/9.3	26-68	.382	15-40	.375	5-9	.556	7	26	33	1.0	29-0	11	12	1	5	72	2.2
TOTAL		45-0	352/7.8	28-72	.389	17-44	.386	5-9	.556	7	34	41	0.9	32-0	12	13	2	6	78	1.7

2

Jarod Lucas
Fifth-Year | 6-4 | 195 | G | Hacienda Heights, Calif.



2023-24 SEASON HIGHS

Table with 2 columns: Statistic and Value/Context. Includes Points (30 vs Portland), FG Made (10 vs Colorado State), 3Pt. FG Made (6 vs Portland), etc.

PLAYER NOTES

Transferred to Nevada ahead of the 2022-23 season following three stellar years playing for Oregon State ... In his first season with the Pack, he was named the 2022-23 Mountain West Newcomer of the Year ... 2022-23 All-Mountain West Second Team ... 2022-23 NABC Second Team All-District ... Completed the season ranked tenth in program history for made 3-pointers (79) and 3-point field goal attempts (209), while ranking tied for seventh in free throw percentage (86.3%) ... Finished the season ranked second in the Mountain West in free throw percentage, tied for second in the Mountain West in made 3-pointers, and fourth in scoring (560 points) ... Surpassed 1,000 points for his career in Nevada's win over Grand Canyon (11/12/22) ... Scored 22 points on 8-16 shooting from the field against Fresno Pacific ... Matched the Nevada program record for consecutive made free throws with 34 - streak began against Hawaii and ended vs Boise State ... Scored 20 points on 7-13 shooting, including 3-5 from behind the arc at Wyoming ... Scored a game-high 28 points on 10-14 shooting from the field, 3-3 from behind the arc, and 5-5 at the free throw line in the Pack's victory over #24 Colorado State ... Scored 20 points on 8-15 shooting, including 3-5 from behind the arc, while also grabbing four boards and dishing out three assists in the Pack's win over San Jose State ... Scored 19 points on 6-13 shooting from the field, 2-4 from behind the arc, and 5-5 at the free throw line against New Mexico ... Dropped 18 points while splashing 4-10 shots from behind the arc and a perfect 4-4 at the free throw line in the Pack's win at UNLV ... Scored 19 points on 4-9 shooting from the field and reached the 2,000-point scoring mark for his career in Nevada's victory over Wyoming ... Scored 20 points on 7-12 shooting in the Pack's win at San Jose State ... Scored a team-high 23 points, including the game-winning shot from half court as time expired at Colorado State ... Scored a game-high 21 points on 7-12 shooting from the field, 3-6 from behind the arc and a perfect 4-4 at the free throw line in Nevada's win over Fresno State ... Named the Mountain West Player of the Week after the Pack's wins over Colorado State and Fresno State ... Scored 19 points in the Pack's road win at Boise State ... Scored 26 points on 8-16 shooting from the field and 4-9 from behind the arc in the Pack's victory over UNLV in the regular season finale.

CAREER HIGHS

Table with 2 columns: Statistic and Value/Context. Includes Points (30 vs Portland), FG Made (11 at New Mexico), 3Pt. FG Made (6, 3x last vs Portland), etc.

#2 LUCAS, Jarod

Large table showing game-by-game statistics for Jarod Lucas, including columns for Opponent, Date, GS, MIN, FG-FGA, PCT, 3FG-3FGA, PCT, FT-FTA, PCT, REB (OFF, DEF, TOT), AVG, PF, A, TO, BLK, STL, PTS, and AVG.

Player Averages

Summary table of player averages: Games Played (32), Minutes/game (32.2), Points/game (17.8), FG Pct (42.2), 3FG Pct (40.1), FT Pct (90.1), Rebounds/game (2.8), Assists/game (1.5), Turnovers/game (0.9), Assist/Turnover ratio (1.6), Steals/game (0.8), Blocks/game (0.0).

Lucas' Career Statistics

Table showing Lucas' career statistics by season (2019-20 to 2023-24) and totals for Nevada and overall. Columns include Season, Team, GP-GS, MIN/AVG, FG-FGA, FG%, 3FG-3FGA, 3FG%, FT-FTA, FT%, REB (OFF, DEF, TOT, AVG), PF-FO, A, TO, BLK, STL, PTS, and AVG.

3

Tyler Rolison

Freshman | 6-0 | 173 | G | Los Angeles, Calif.



2023-24 SEASON HIGHS

Points	12, 2x, last vs San Jose State (2/2/24)
FG Made	4, vs Pacific (11/15/23)
FG Att.	9, vs Pacific (11/15/23)
3Pt. FG Made	3, vs Drake (12/9/23)
3Pt. FG Att.	4, vs Drake (12/9/23)
FT Made	6, vs San Jose State (2/2/24)
FT Att.	8, vs San Jose State (2/2/24)
Rebounds	6, vs Drake (12/9/23)
Assists	5, vs Weber State (12/13/23)
Steals	2, 3x, last vs San Diego State (2/9/24)
Blocks	1, at Hawaii (12/17/23)
Minutes	24, vs Pacific (11/15/23)

CAREER HIGHS

Points	12, 2x, last vs San Jose State (2/2/24)
FG Made	4, vs Pacific (11/15/23)
FG Att.	9, vs Pacific (11/15/23)
3Pt. FG Made	3, vs Drake (12/9/23)
3Pt. FG Att.	4, vs Drake (12/9/23)
FT Made	6, vs San Jose State (2/2/24)
FT Att.	8, vs San Jose State (2/2/24)
Rebounds	6, vs Drake (12/9/23)
Assists	5, vs Weber State (12/13/23)
Steals	2, 3x, last vs San Diego State (2/9/24)
Blocks	1, at Hawaii (12/17/23)
Minutes	24, vs Pacific (11/15/23)

PLAYER NOTES

Highly skilled and athletic point guard who provides an extra burst of speed and explosion every time he steps on the court ... Prepped at St. Bernard High School in Playa del Rey, California ... Named the Del Rey League Player of the Year in both his Junior and Senior seasons ... Helped lead St. Bernard to an overall record of 22-9, including a mark of 7-1 throughout league play during his senior season ... In his junior season, helped St. Bernard achieve an overall record of 24-8, along with a league mark of 5-3 ... Recognized as the 2021-22 CIF-Southern Section Division 1 Player of the Year ... Played for the Compton Magic on the AAU Circuit.

2023-24 Highlights:

Scored two points, dished out three assists, and tallied one steal in his collegiate debut against Sacramento State ... Scored a career-high 12 points, in addition to grabbing five rebounds and dishing out three assists against Pacific ... Scored five points in the Pack's win over Montana ... Has made a perfect 9-9 shots at the free throw line through five games ... Scored 10 points while draining three 3-pointers, in addition to pulling down six rebounds against Drake ... Scored five points, dished out a career-high five assists, and pulled down three rebounds against Weber State ... Scored seven points in the Pack's road win over Hawaii ... Scored six points on 2-3 shooting from behind the arc, dished out two assists, and recorded two steals in the Pack's win over TCU ... Scored three points on 1-2 shooting from behind the arc against Boise State ... Scored five points and dished out two assists at Wyoming ... Matched his career-high by scoring 12 points on 2-3 shooting from behind the arc and 6-8 at the free throw line in Nevada's win over San Jose State ... Scored five points, grabbed four rebounds, dished out four assists, and tallied two steals in Nevada's win at #22 Utah State ... Scored four points on 2-3 shooting, grabbed two boards, dished out two assists, and recorded two steals in Nevada's win over No. 24 San Diego State ... Scored five points on 2-4 shooting from the field in the Pack's victory over Wyoming ... Scored six points, while draining 4-4 shots at the free throw line in the Pack's win at Colorado State ... Scored seven points, pulled down three rebounds, and dished out three assists in Nevada's victory over Fresno State ... Scored seven points on a perfect 3-3 shooting from the field, including 1-1 from behind the arc in Nevada's win over UNLV in the regular season finale.

#3 ROLISON, Tyler

Opponent	Date	GS	MIN	Total		3-Pointers		Free throws		Rebounds			PF	A	TO	BLK	STL	PTS	AVG	
				FG-FGA	PCT	3FG-3FGA	PCT	FT-FTA	PCT	OFF	DEF	TOT								AVG
Sacramento St.	11/07/2023	12:12	0-2	.000	0-0	.000	2-2	1.000	0	0	0	0	1	3	0	0	1	2	2.0	
at Washington	11/12/2023	03:22	1-1	1.000	0-0	.000	0-0	.000	0	1	1	0.5	3	0	1	0	0	2	2.0	
Pacific	11/15/2023	23:50	4-9	.444	1-1	1.000	3-3	1.000	0	5	5	2.0	2	3	3	0	1	12	5.3	
Portland	11/18/2023	17:13	1-4	.250	1-2	.500	2-2	1.000	1	3	4	2.5	2	1	0	0	1	5	5.3	
Montana	11/29/2023	14:27	1-3	.333	1-1	1.000	2-2	1.000	0	1	1	2.2	1	1	1	0	0	5	5.2	
LMU (CA)	12/02/2023	18:02	0-3	.000	0-1	.000	0-0	.000	0	0	0	1.8	2	3	1	0	1	0	4.3	
UC Davis	12/06/2023	11:31	0-3	.000	0-1	.000	2-3	.667	0	1	1	1.7	1	1	0	0	1	2	4.0	
vs Drake	12/09/2023	17:04	3-5	.600	3-4	.750	1-4	.250	0	6	6	2.3	3	1	1	0	0	10	4.8	
Weber St.	12/13/2023	16:05	2-4	.500	0-1	.000	1-1	1.000	0	3	3	2.3	1	5	0	0	0	5	4.8	
at Hawaii	12/17/2023	16:01	3-4	.750	1-2	.500	0-0	.000	0	1	1	2.2	1	0	2	1	1	7	5.0	
vs Temple	12/21/2023	12:15	0-2	.000	0-0	.000	0-0	.000	0	1	1	2.1	2	0	0	0	1	0	4.5	
vs TCU	12/22/2023	11:35	2-5	.400	2-3	.667	0-0	.000	0	1	1	2.0	2	3	0	0	2	6	4.7	
vs Georgia Tech	12/24/2023	09:46	0-2	.000	0-1	.000	0-0	.000	0	1	1	1.9	2	2	0	0	1	0	4.3	
Fresno Pacific	12/30/2023	16:29	0-2	.000	0-2	.000	0-0	.000	0	0	0	1.8	2	3	1	0	0	0	4.0	
at Fresno St.	01/06/2024	11:59	0-2	.000	0-0	.000	0-0	.000	0	2	2	1.8	2	2	0	0	0	0	3.7	
Air Force	01/09/2024	08:15	0-0	.000	0-0	.000	3-4	.750	1	1	2	1.8	1	2	1	0	0	0	3	3.7
Boise St.	01/12/2024	07:35	1-4	.250	1-2	.500	0-0	.000	0	1	1	1.8	0	0	1	0	1	0	3	3.6
at San Diego St.	01/17/2024	06:12	1-4	.250	0-2	.000	0-0	.000	0	0	0	1.7	0	0	1	0	1	2	3.6	
at Wyoming	01/20/2024	11:51	2-5	.400	1-3	.333	0-0	.000	1	0	1	1.6	3	2	0	0	1	5	3.6	
at New Mexico	01/28/2024	16:11	1-3	.333	0-1	.000	2-3	.667	0	1	1	1.6	0	0	2	0	0	4	3.7	
San Jose St.	02/02/2024	18:03	2-6	.333	2-3	.667	6-8	.750	0	2	2	1.6	3	0	0	0	1	12	4.0	
at Utah St.	02/06/2024	16:47	2-2	1.000	0-0	.000	1-3	.333	0	4	4	1.7	3	4	0	0	2	5	4.1	
San Diego St.	02/09/2024	17:44	2-3	.667	0-0	.000	0-0	.000	0	2	2	1.7	2	2	1	0	2	4	4.1	
New Mexico	02/13/2024	09:32	0-2	.000	0-1	.000	0-0	.000	0	1	1	1.7	0	1	1	0	0	0	3.9	
at UNLV	02/17/2024	08:37	0-1	.000	0-1	.000	2-2	1.000	1	0	1	1.7	2	1	0	0	0	2	3.8	
Wyoming	02/20/2024	12:07	2-4	.500	1-3	.333	0-0	.000	0	1	1	1.7	1	1	2	0	2	5	3.9	
at San Jose St.	02/23/2024	09:38	0-2	.000	0-2	.000	0-0	.000	0	0	0	1.6	1	1	0	0	0	0	3.7	
at Colorado St.	02/27/2024	11:56	1-2	.500	0-0	.000	4-4	1.000	1	0	1	1.6	0	1	0	0	1	6	3.8	
Fresno St.	03/01/2024	17:50	2-4	.500	1-2	.500	2-2	1.000	0	3	3	1.6	0	3	1	0	0	7	3.9	
at Boise St.	03/05/2024	07:30	0-0	.000	0-0	.000	0-0	.000	0	1	1	1.6	3	2	0	0	0	0	3.8	
UNLV	03/09/2024	08:33	3-3	1.000	1-1	1.000	0-0	.000	0	0	0	1.5	2	0	1	0	0	7	3.9	
Totals		0	400:10	36-96	.375	16-40	.400	33-43	.767	5	43	48	1.5	48	48	21	1	20	121	3.9

Player Averages

Games Played	Minutes/game	Points/game	FG Pct	3FG Pct	FT Pct	Rebounds/game	Assists/game	Turnovers/game	Assist/Turnover ratio	Steals/game	Blocks/game
31	12.9	3.9	37.5	40.0	76.7	1.5	1.5	0.7	2.3	0.6	0.0

Rolison's Career Statistics

SEASON	TEAM	GP-GS		Field Goals		3-Point		F-Throws		Rebounds				Scoring						
		GP-GS	MIN/AVG	FG-FGA	FG%	3FG-3FGA	3FG%	FT-FTA	FT%	OFF	DEF	TOT	AVG	PF-FO	A	TO	BLK	STL	PTS	AVG
2023-24	Nevada	31-0	400/12.9	36-96	.375	16-40	.400	33-43	.767	5	43	48	1.5	48-0	48	21	1	20	121	3.9
TOTAL		31-0	400/12.9	36-96	.375	16-40	.400	33-43	.767	5	43	48	1.5	48-0	48	21	1	20	121	3.9

4

Tré Coleman

Senior | 6-7 | 215 | F | Jeffersonville, Ind.



2023-24 SEASON HIGHS

Points	23, at Wyoming (1/20/24)
FG Made	8, at Wyoming (1/20/24)
FG Att.	14, at Wyoming (1/20/24)
3Pt. FG Made	4, 3x, last vs Wyoming (2/20/24)
3Pt. FG Att.	8, at Wyoming (1/20/24)
FT Made	5, vs Portland (11/18/23)
FT Att.	5, vs Portland (11/18/23)
Rebounds	9, 2x, last at San Jose State (2/23/24)
Assists	8, at San Jose State (2/23/24)
Steals	4, 2x, last at Wyoming (1/20/24)
Blocks	4, vs Fresno State (3/1/24)
Minutes	40, vs San Diego State (2/9/24)

PLAYER NOTES

Athletic forward who is an elite defender, solid facilitator, and above average 3-point shooter. Earned MW All-Defensive Team honors in his Junior season.

2023-24 Highlights:

Garnered **All-Mountain West Defensive Team** honors for the second consecutive year ... Scored eight points and pulled down a career-high nine rebounds in Nevada's road victory over Washington (11/12) ... Scored eight points, dished out two assists, tallied one steal and one block against Pacific ... Scored a season-high 15 points on 4-6 shooting from the field, while also dishing out three assists and tallying one block in the Pack's win over Portland ... Scored seven points, six rebounds, dished out five assists, tallied one block, and recorded one steal against Montana ... Scored 10 points, grabbed six boards, recorded two blocks, and tallied one steal against LMU ... Scored 10 points, dished out four assists, and recorded four steals against Weber State ... Scored 10 points while hitting 2-3 shots from behind the arc against Fresno State ... Scored eight points on a perfect 3-3 shooting, while also grabbing a team-high six boards and recording three steals against Boise State ... Scored a team-high 16 points on 6-10 shooting from the field, while matching a career-high with four 3-pointers at San Diego State. Also pulled down four rebounds in the game ... Dropped a career-high 23 points, while matching a career-high with eight field goals and four 3-point field goals at Wyoming. Also recorded four steals, dished out four assists, and grabbed five boards in the contest ... Dished out a game-high seven assists, in addition to scoring five points and grabbing five rebounds in the Pack's win over #24 Colorado State ... Scored eight points, grabbed four boards, recorded two steals, and tallied one assist in the victory #22 Utah State ... Scored seven points, including the go-ahead basket in overtime with 12 seconds left, in addition to dishing out four assists, grabbing three rebounds, and recording two steals in Nevada's win over #24 San Diego State ... Scored six points, grabbed four boards, dished out three assists, and tallied one steal in Nevada's win at UNLV ... Scored 20 points, his third highest scoring output in his career, on 7-12 shooting from the field, including 4-7 from behind the arc in Nevada's victory over Wyoming. Also dished out four assists and recoded three steals in the win over the Cowboys ... Nearly recorded a triple-double in Nevada's win at San Jose State by scoring 12 point, pulling down nine rebounds, and dishing out eight assists ... Scored 16 points on 6-8 shooting from the field and 3-4 from behind the arc, while also pulling down four rebounds and recording two blocks in Nevada's win at Colorado State ... Scored six points, grabbed six boards, dished out six assists, and recorded a career-high four blocks in Nevada's victory over Fresno State.

CAREER HIGHS

Points	23, at Wyoming (1/20/24)
FG Made	8, 2x, last at Wyoming (1/20/24)
FG Att.	14, at Wyoming (1/20/24)
3Pt. FG Made	4, 6x, last vs Wyoming (2/20/24)
3Pt. FG Att.	8, at Wyoming (1/20/24)
FT Made	8, vs New Mexico (12/31/20)
FT Att.	8, vs New Mexico (12/31/20)
Rebounds	9, at Washington (11/12/23)
Assists	9, vs New Mexico (1/23/23)
Steals	5, at Fresno State (2/24/23)
Blocks	4, vs Fresno State (3/1/24)
Minutes	42, vs New Mexico (1/23/23)

#4 COLEMAN, Tre

Opponent	Date	GS	MIN	Total		3-Pointers		Free throws		Rebounds				PF A TO BLK STL				PTS	AVG		
				FG-FGA	PCT	3FG-3FGA	PCT	FT-FTA	PCT	OFF	DEF	TOT	AVG	PF	A	TO	BLK			STL	
Sacramento St.	11/07/2023	*	30:21	1-5	.200	0-2	.000	2-2	1.000	1	1	2	2.0	2	4	2	0	3	4	4.0	
at Washington	11/12/2023	*	33:56	3-9	.333	0-1	.000	2-3	.667	2	7	9	5.5	2	2	2	0	1	8	6.0	
Pacific	11/15/2023	*	20:19	3-4	.750	0-1	.000	2-3	.667	0	1	1	4.0	3	2	0	1	1	8	6.7	
Portland	11/18/2023	*	26:41	4-6	.667	2-4	.500	5-5	1.000	0	0	0	3.0	1	3	1	1	0	15	8.8	
Montana	11/29/2023	*	27:43	2-6	.333	1-3	.333	2-2	1.000	0	6	6	3.6	2	5	1	1	1	7	8.4	
LMU (CA)	12/02/2023	*	25:47	5-8	.625	0-0	.000	0-0	.000	0	6	6	4.0	3	2	0	2	1	10	8.7	
UC Davis	12/06/2023	*	30:18	1-2	.500	0-0	.000	1-2	.500	0	2	2	3.7	4	2	2	0	1	3	7.9	
vs Drake	12/09/2023	*	25:14	1-6	.167	0-2	.000	0-0	.000	1	3	4	3.8	2	1	5	0	0	2	7.1	
Weber St.	12/13/2023	*	31:16	4-8	.500	2-6	.333	0-0	.000	0	1	1	3.4	1	4	1	0	4	10	7.4	
at Hawaii	12/17/2023	*	23:24	4-10	.400	1-5	.200	1-1	1.000	0	5	5	3.6	4	0	0	1	2	10	7.7	
vs Temple	12/21/2023	*	27:39	3-7	.429	0-2	.000	3-3	1.000	0	1	1	3.4	2	0	0	1	0	9	7.8	
vs TCU	12/22/2023	*	32:08	4-7	.571	1-3	.333	1-1	1.000	0	1	1	3.2	3	1	1	0	1	10	8.0	
vs Georgia Tech	12/24/2023	*	27:50	1-6	.167	0-4	.000	0-0	.000	0	4	4	3.2	1	1	4	1	0	2	7.5	
Fresno Pacific	12/30/2023	*	21:59	4-5	.800	0-1	.000	0-1	.000	2	2	4	3.3	1	1	1	0	1	8	7.6	
at Fresno St.	01/06/2024	*	28:46	2-4	.500	2-3	.667	4-6	.667	0	3	3	3.3	0	3	2	0	0	10	7.7	
Air Force	01/09/2024	*	31:15	3-6	.500	1-2	.500	0-2	.000	2	1	3	3.3	0	4	0	0	2	7	7.7	
Boise St.	01/12/2024	*	34:58	3-3	1.000	0-0	.000	2-3	.667	0	6	6	3.4	1	3	2	0	3	8	7.7	
at San Diego St.	01/17/2024	*	32:25	6-10	.600	4-7	.571	0-2	.000	1	3	4	3.4	1	0	1	1	1	16	8.2	
at Wyoming	01/20/2024	*	34:57	8-14	.571	4-8	.500	3-3	1.000	2	3	5	3.5	1	4	4	1	4	23	8.9	
Colorado St.	01/24/2024	*	34:55	2-10	.200	1-3	.333	0-0	.000	2	3	5	3.6	0	7	2	0	0	5	8.8	
at New Mexico	01/28/2024	*	32:50	2-6	.333	1-3	.333	2-2	1.000	2	1	3	3.6	2	2	2	1	2	7	8.7	
San Jose St.	02/02/2024	*	26:45	1-7	.143	1-5	.200	0-0	.000	1	4	5	3.6	1	3	0	1	2	3	8.4	
at Utah St.	02/06/2024	*	30:40	3-5	.600	1-1	1.000	1-1	1.000	1	3	4	3.7	2	2	0	1	2	8	8.4	
San Diego St.	02/09/2024	*	40:15	2-10	.200	1-6	.167	2-2	1.000	2	1	3	3.6	3	4	3	0	2	7	8.3	
New Mexico	02/13/2024	*	28:36	2-3	.667	1-2	.500	0-1	.000	0	3	3	3.6	1	3	1	0	1	5	8.2	
at UNLV	02/17/2024	*	27:14	2-7	.286	1-5	.200	1-3	.333	2	2	4	3.6	3	3	0	1	1	6	8.1	
Wyoming	02/20/2024	*	35:09	7-12	.583	4-7	.571	2-2	1.000	0	1	1	3.5	0	4	0	1	3	20	8.6	
at San Jose St.	02/23/2024	*	34:05	5-9	.556	2-4	.500	0-1	.000	4	5	9	3.7	0	8	0	0	1	12	8.7	
at Colorado St.	02/27/2024	*	30:09	6-8	.750	3-4	.750	1-1	1.000	1	3	4	3.7	5	2	3	2	0	16	8.9	
Fresno St.	03/01/2024	*	33:33	2-7	.286	0-3	.000	2-3	.667	0	6	6	3.8	3	6	2	4	0	6	8.8	
at Boise St.	03/05/2024	*	33:21	1-4	.250	1-3	.333	1-2	.500	0	1	1	3.7	3	3	0	0	1	4	8.7	
UNLV	03/09/2024	*	33:07	2-2	1.000	1-1	1.000	2-2	1.000	3	4	7	3.8	3	2	0	2	0	7	8.6	
Totals			31	967:35	99-216	.458	36-101	.356	42-59	.712	29	93	122	3.8	60	91	45	22	41	276	8.6

Player Averages

Games Played	Minutes/game	Points/game	FG Pct	3FG Pct	FT Pct	Rebounds/game	Assists/game	Turnovers/game	Assist/Turnover ratio	Steals/game	Blocks/game
32	30.2	8.6	45.8	35.6	71.2	3.8	2.8	1.4	2.0	1.3	0.7

Coleman's Career Statistics

SEASON	TEAM	GP-GS	MIN/AVG	Field Goals		3-Point		F-Throws		Rebounds				Scoring						
				FG-FGA	FG%	3FG-3FGA	3FG%	FT-FTA	FT%	OFF	DEF	TOT	AVG	PF-FO	A	TO	BLK	STL	PTS	AVG
2020-21	Nevada	26-22	674/25.9	45-108	.417	26-72	.361	27-42	.643	17	61	78	3.0	59-0	46	31	9	21	143	5.5
2021-22	Nevada	31-22	870/28.1	50-149	.336	18-70	.257	30-41	.732	20	70	90	2.9	68-4	35	31	11	33	148	4.8
2022-23	Nevada	33-33	1009/30.6	72-161	.447	29-81	.358	34-50	.680	21	81	102	3.1	75-2	86	27	31	34	207	6.3
2023-24	Nevada	32-31	968/30.2	99-216	.458	36-101	.356	42-59	.712	29	93	122	3.8	60-1	91	45	22	41	276	8.6
TOTAL		122-108	3520/28.9	266-634	.420	109-324	.336	133-192	.693	87	305	392	3.2	262-7	258	134	73	129	774	6.3

5

Amire Robinson

Freshman | 6-4 | 195 | F | Jeffersonville, Ind.

**2023-24 SEASON HIGHS****Points** 2, 3x, last at New Mexico (1/28/24)**FG Made** 1, 3x, last at New Mexico (1/28/24)**FG Att.** 2, vs Pacific (11/15/23)**3Pt. FG Made** -**3Pt. FG Att.** 1, 2x, last vs Drake (12/9/23)**FT Made** -**FT Att.** -**Rebounds** 4, vs Pacific (11/15/23)**Assists** 2, vs Fresno Pacific (12/30/23)**Steals** -**Blocks** 1, vs Pacific (11/15/23)**Minutes** 17, vs Pacific (11/15/23)**CAREER HIGHS****Points** 2, 3x, last at New Mexico (1/28/24)**FG Made** 1, 3x, last at New Mexico (1/28/24)**FG Att.** 2, vs Pacific (11/15/23)**3Pt. FG Made** -**3Pt. FG Att.** 1, 2x, last vs Drake (12/9/23)**FT Made** -**FT Att.** -**Rebounds** 4, vs Pacific (11/15/23)**Assists** 2, vs Fresno Pacific (12/30/23)**Steals** -**Blocks** 1, vs Pacific (11/15/23)**Minutes** 17, vs Pacific (11/15/23)**PLAYER NOTES**

Spent the last two years of his high school career competing for Buchtel High School ... In his senior season, helped lead Buchtel to their first-ever OHSAA State Championship ... Helped Buchtel achieve an overall record of 23-6, including a mark of 9-1 in conference play ... In his junior season, helped Buchtel tally an overall record of 20-6 and a perfect record of 9-0 in conference play ... Played for the 2023 Indiana Elite program on the AAU Circuit where he helped the team to an undefeated season and an Adidas 3SSB Championship at the 16U level.

2023-24 Highlights:

Scored his first collegiate points, while also pulling down four rebounds and tallying one block against Pacific ... Scored two points against Weber State (12/13) ... Dished out two assists in the Pack's win over Fresno Pacific. (12/30) ... Scored two points at New Mexico (1/28/24)

#5 ROBINSON, Amire

Opponent	Date	GS	MIN	Total		3-Pointers		Free throws		Rebounds				PF	A	TO	BLK	STL	PTS	AVG
				FG-FGA	PCT	3FG-3FGA	PCT	FT-FTA	PCT	OFF	DEF	TOT	AVG							
Sacramento St.	11/07/2023		02:56	0-0	.000	0-0	.000	0-0	.000	0	0	0	0.0	0	0	0	0	0	0	0.0
at Washington	11/12/2023		01:40	0-0	.000	0-0	.000	0-0	.000	1	0	1	0.5	1	0	0	0	0	0	0.0
Pacific	11/15/2023		16:45	1-2	.500	0-1	.000	0-0	.000	0	4	4	1.7	1	1	0	1	0	2	0.7
Portland	11/18/2023		03:04	0-0	.000	0-0	.000	0-0	.000	0	1	1	1.5	1	0	0	0	0	0	0.5
LMU (CA)	12/02/2023		03:33	0-0	.000	0-0	.000	0-0	.000	0	1	1	1.4	0	0	0	0	0	0	0.4
vs Drake	12/09/2023		05:02	0-1	.000	0-1	.000	0-0	.000	0	0	0	1.2	0	0	0	0	0	0	0.3
Weber St.	12/13/2023		04:41	1-1	1.000	0-0	.000	0-0	.000	0	0	0	1.0	0	0	0	0	0	2	0.6
at Hawaii	12/17/2023		02:15	0-0	.000	0-0	.000	0-0	.000	0	1	1	1.0	1	0	0	0	0	0	0.5
vs Temple	12/21/2023		01:54	0-0	.000	0-0	.000	0-0	.000	0	1	1	1.0	0	0	0	0	0	0	0.4
Fresno Pacific	12/30/2023		09:35	0-0	.000	0-0	.000	0-0	.000	0	0	0	0.9	2	2	0	0	0	0	0.4
at New Mexico	01/28/2024		03:48	1-1	1.000	0-0	.000	0-0	.000	0	0	0	0.8	0	0	1	0	0	2	0.5
San Jose St.	02/02/2024		06:50	0-0	.000	0-0	.000	0-0	.000	0	1	1	0.8	0	0	0	0	0	0	0.5
Wyoming	02/20/2024		01:17	0-0	.000	0-0	.000	0-0	.000	0	0	0	0.8	0	0	0	0	0	0	0.5
Totals		0	63:20	3-5	.600	0-2	.000	0-0	.000	1	9	10	0.8	6	3	1	1	0	6	0.5

Player Averages

Games Played	Minutes/game	Points/game	FG Pct	3FG Pct	FT Pct	Rebounds/game	Assists/game	Turnovers/game	Assist/Turnover ratio	Steals/game	Blocks/game
13	4.9	0.5	60.0	0.0	0.0	0.8	0.2	0.1	3.0	0.0	0.1


Robinson's Career Statistics

SEASON	TEAM	GP-GS	MIN/AVG	Field Goals		3-Point		F-Throws		Rebounds				Scoring						
				FG-FGA	FG%	3FG-3FGA	3FG%	FT-FTA	FT%	OFF	DEF	TOT	AVG	PF-FO	A	TO	BLK	STL	PTS	AVG
2023-24	Nevada	13-0	63/4.9	3-5	.600	0-2	.000	0-0	.000	1	9	10	0.8	6-0	3	1	1	0	6	0.5
TOTAL		13-0	63/4.9	3-5	.600	0-2	.000	0-0	.000	1	9	10	0.8	6-0	3	1	1	0	6	0.5

10

Snookey Wigington

Sophomore | 5-8 | 140 | G | Los Angeles, Calif.



2023-24 SEASON HIGHS

Points	-
FG Made	-
FG Att.	2, vs Pacific (11/15/23)
3Pt. FG Made	-
3Pt. FG Att.	1, vs Pacific (11/15/23)
FT Made	-
FT Att.	-
Rebounds	-
Assists	1, vs Pacific (11/15/23)
Steals	-
Blocks	-
Minutes	4, vs Pacific (11/15/23)

CAREER HIGHS

Points	2, vs Norfolk State (12/21/22)
FG Made	-
FG Att.	2, vs Pacific (11/15/23)
3Pt. FG Made	-
3Pt. FG Att.	-
FT Made	2, vs Norfolk State (12/21/22)
FT Att.	2, vs Norfolk State (12/21/22)
Rebounds	1, at San Jose State (1/7/23)
Assists	1, vs Pacific (11/15/23)
Steals	-
Blocks	-
Minutes	4, vs Pacific (11/15/23)

PLAYER NOTES

Played high school basketball for Ribet Academy where he won a state championship in his junior season, and helped lead Ribet to a 30-3 record and No. 6 national ranking in his senior season.

2023-24 Highlights:

Dished out one assist in four minutes of action against Pacific ... Redshirting the season.

#10 WIGINGTON, Snookey

Opponent	Date	GS	MIN	Total		3-Pointers		Free throws		Rebounds				PF	A	TO	BLK	STL	PTS	AVG
				FG-FGA	PCT	3FG-3FGA	PCT	FT-FTA	PCT	OFF	DEF	TOT	AVG							
Pacific	11/15/2023		03:38	0-2	.000	0-1	.000	0-0	.000	0	0	0	0.0	1	1	0	0	0	0	0.0
Totals		0	03:38	0-2	.000	0-1	.000	0-0	.000	0	0	0	0.0	1	1	0	0	0	0	0.0

Player Averages

Games Played	Minutes/game	Points/game	FG Pct	3FG Pct	FT Pct	Rebounds/game	Assists/game	Turnovers/game	Assist/Turnover ratio	Steals/game	Blocks/game
1	3.6	0.0	0.0	0.0	0.0	0.0	1.0	0.0	1.0	0.0	0.0

Wigington's Career Statistics

SEASON	TEAM	GP-GS	MIN/AVG	Field Goals		3-Point		F-Throws		Rebounds				Scoring						
				FG-FGA	FG%	3FG-3FGA	3FG%	FT-FTA	FT%	OFF	DEF	TOT	AVG	PF	FO	A	TO	BLK	STL	PTS
2022-23	Nevada	3-0	5/1.6	0-1	.000	0-1	.000	2-4	.500	0	1	1	0.3	2-0	0	0	0	0	2	0.7
2023-24	Nevada	1-0	4/3.6	0-2	.000	0-1	.000	0-0	.000	0	0	0	0.0	1-0	1	0	0	0	0	0.0
TOTAL		4-0	8/2.1	0-3	.000	0-2	.000	2-4	.500	0	1	1	0.3	3-0	1	0	0	0	2	0.5

11

Nick Davidson

R-Sophomore | 6-9 | 215 | F | Mission Viejo, Calif.



2023-24 SEASON HIGHS

Points	25, at Utah State (2/6/24)
FG Made	10, at Utah State (2/6/24)
FG Att.	14, at Utah State (2/6/24)
3Pt. FG Made	3, 2x, last at Utah State (2/6/24)
3Pt. FG Att.	5, 3x, last at Utah State (2/6/24)
FT Made	7, at UNLV (2/17/24)
FT Att.	8, at UNLV (2/17/24)
Rebounds	16, vs Temple (12/21/23)
Assists	4, 2x, last at Hawaii (12/17/23)
Steals	3, at Fresno State (1/6/24)
Blocks	3, 2x, last vs Weber State (12/13/23)
Minutes	37, vs UNLV (3/9/24)

CAREER HIGHS

Points	25, at Utah State (2/6/24)
FG Made	10, at Utah State (2/6/24)
FG Att.	14, at Utah State (2/6/24)
3Pt. FG Made	3, 2x, last at Utah State (2/6/24)
3Pt. FG Att.	5, 3x, last at Utah State (2/6/24)
FT Made	8, 2x, last vs Air Force (2/3/23)
FT Att.	9, vs William Jessup (11/15/22)
Rebounds	16, vs Temple (12/21/23)
Assists	4, 2x, last at Hawaii (12/17/23)
Steals	3, at Fresno State (1/6/24)
Blocks	3, 2x, last vs Weber State (12/13/23)
Minutes	37, vs UNLV (3/9/24)

PLAYER NOTES

Prepped at powerhouse Mater Dei High School in Southern California ... Named to All-CIF Southern Section Open Division Team as a senior ... Averaged 16.3 points and 7.3 rebounds a game, while hitting 33 3-pointers ... Has direct ties to the Wolf Pack, as his father, Kirk, was a center for the Wolf Pack basketball team and his mother, Kelly (Martin), played volleyball at Nevada.

2023-24 Highlights:

Earned All-Mountain West Third Team honors from both the Coaches Poll and the Media Poll ... Scored 13 points on 6-7 shooting from the field, pulled down eight rebounds, and dished out a career-high four assists in Nevada's win over Portland ... Scored 12 points on 3-6 shooting against LMU ... Knocked down a perfect 17-17 shots at the free throw line through six games ... Scored 11 points, grabbed five rebounds, dished out three assists, and matched a career-high with three blocks against Weber State ... Scored 11 points, grabbed seven boards, dished out four assists, and recorded two blocks against Hawaii ... Scored a career-high 19 points on a career-high seven made field goals, in addition to grabbing a career-high 16 rebounds to record the first double-double of his career in the Pack's win over Temple ... Scored 14 points on 6-9 shooting, while pulling down five boards in the Pack's win over TCU ... Scored nine points and grabbed eight boards in Nevada's victory over Georgia Tech to win the Diamond Head Classic ... Scored nine points, grabbed six boards, recorded three steals, and tallied two blocks at Fresno State ... Scored 12 points and grabbed 10 boards to record the second double-double of his career against Air Force ... Matched his career-high with a 19-point outing at Wyoming on 7-12 shooting, including 2-4 from behind the arc, while also pulling down five rebounds ... Scored 10 points on 3-4 shooting from the field and 4-4 at the free throw line, while also grabbing a team-high seven boards in Nevada's win over #24 Colorado State ... Recorded his third double-double of the season in the Pack's 90-60 win over San Jose State by scoring a then career-high 22 points on 8-12 shooting from the field and 3-5 from behind the arc, while pulling down 11 rebounds, and dishing out three assists in the game ... Recorded his second straight double-double and fourth of the season by scoring a career-high 25 points on 10-14 shooting, in addition to grabbing 10 rebounds in Nevada's win at #22 Utah State ... Scored 15 points, including the game-tying bucket with five seconds left in regulation to send the game to overtime, in addition to grabbing five boards in the Pack's win over #24 San Diego State ... Named the **Mountain West Player of the Week** for the first time in his career following his sensational performances against Utah State and San Diego State ... Scored 19 points on 8-15 shooting from the field, while also grabbing seven boards against New Mexico ... Recorded his fifth double-double of the season with a 19-point, 11-rebound performance in the Pack's win at UNLV. Also dished out three assists in the win over the Rebels ... Scored 23 points on a near perfect 8-9 shooting from the field, in addition to pulling down 15 rebounds, marking his sixth double-double of the season ... Pulled down 12 rebounds, four of which came on the offensive glass in Nevada's win at Colorado State ... Scored 19 points, grabbed six boards, and dished out three assists in Nevada's victory over Fresno State ... Recorded his seventh double-double of the season with an 11-point, 10-rebound outing in the Pack's win over UNLV.

#11 DAVIDSON, Nick

Opponent	Date	GS	MIN	Total		3-Pointers		Free Throws		Rebounds		PF	A	TO	BLK	STL	PTS	AVG			
				FG-FGA	PCT	3FG-3FGA	PCT	FT-FTA	PCT	OFF	DEF								TOT	AVG	
Sacramento St.	11/07/2023	*	17:48	3-5	.600	0-1	.000	4-4	1.000	2	3	5	5.0	4	1	0	1	0	10	10.0	
at Washington	11/12/2023	*	31:46	4-10	.400	0-3	.000	5-5	1.000	3	6	9	7.0	1	0	0	2	13	11.5		
Pacific	11/15/2023	*	18:44	4-7	.571	1-2	.500	2-2	1.000	3	6	9	7.7	2	2	1	3	0	11	11.3	
Portland	11/18/2023	*	20:12	6-7	.857	1-1	1.000	0-0	.000	2	6	8	7.8	3	4	0	0	0	13	11.8	
Montana	11/29/2023	*	20:12	1-4	.250	1-3	.333	0-0	.000	2	3	5	7.2	4	0	2	0	0	3	10.0	
LMU (CA)	12/02/2023	*	21:58	3-6	.500	0-1	.000	6-6	1.000	0	2	2	6.3	1	0	2	0	2	12	10.3	
UC Davis	12/06/2023	*	26:06	3-6	.500	0-1	.000	5-5	1.000	2	6	8	6.6	4	1	2	1	0	11	10.4	
vs Drake	12/09/2023	*	29:18	3-7	.429	1-5	.200	1-2	.500	0	7	7	6.6	0	0	1	0	1	0	8	10.1
Weber St.	12/13/2023	*	28:04	4-7	.571	1-3	.333	2-6	.333	1	4	5	6.4	2	3	1	3	1	11	10.2	
at Hawaii	12/17/2023	*	28:52	4-7	.571	0-1	.000	3-3	1.000	2	5	7	6.5	3	4	1	2	1	11	10.3	
vs Temple	12/21/2023	*	33:42	7-10	.700	1-3	.333	4-4	1.000	3	13	16	7.4	1	0	1	0	2	19	11.1	
vs TCU	12/22/2023	*	28:29	6-9	.667	0-1	.000	2-6	.333	2	3	5	7.2	4	1	0	0	0	14	11.3	
vs Georgia Tech	12/24/2023	*	33:14	4-9	.444	1-4	.250	0-0	.000	3	5	8	7.2	2	1	2	0	1	9	11.2	
Fresno Pacific	12/30/2023	*	22:49	2-5	.400	0-0	.000	1-2	.500	1	3	4	7.0	2	2	1	0	1	5	10.7	
at Fresno St.	01/06/2024	*	34:02	3-11	.273	0-4	.000	3-4	.750	1	5	6	6.9	2	1	0	2	3	9	10.6	
Air Force	01/09/2024	*	30:57	4-5	.800	1-1	1.000	3-5	.600	1	9	10	7.1	2	3	2	0	0	12	10.7	
Boise St.	01/12/2024	*	32:25	3-8	.375	1-4	.250	5-5	1.000	0	5	5	7.0	4	2	1	0	1	12	10.8	
at San Diego St.	01/17/2024	*	24:31	1-4	.250	0-2	.000	0-0	.000	0	2	2	6.7	3	1	1	0	0	2	10.3	
at Wyoming	01/20/2024	*	27:59	7-12	.583	2-4	.500	3-6	.500	2	3	5	6.6	4	0	0	2	0	19	10.7	
Colorado St.	01/24/2024	*	21:04	3-4	.750	0-1	.000	4-4	1.000	1	6	7	6.7	3	1	0	1	0	10	10.7	
at New Mexico	01/28/2024	*	25:27	3-6	.500	0-1	.000	0-0	.000	1	6	7	6.7	2	0	2	0	1	6	10.5	
San Jose St.	02/02/2024	*	26:10	8-12	.667	3-5	.600	3-5	.600	7	4	11	6.9	0	3	1	0	0	22	11.0	
at Utah St.	02/06/2024	*	35:11	10-14	.714	3-5	.600	2-3	.667	0	10	10	7.0	1	1	3	0	2	25	11.6	
San Diego St.	02/09/2024	*	35:06	6-10	.600	0-2	.000	2-4	.500	2	3	5	6.9	4	1	3	0	1	14	11.7	
New Mexico	02/13/2024	*	35:16	8-15	.533	0-4	.000	3-3	1.000	1	6	7	6.9	0	1	0	2	0	19	12.0	
at UNLV	02/17/2024	*	35:31	6-9	.667	0-3	.000	7-8	.875	5	6	11	7.1	1	3	1	0	0	19	12.3	
Wyoming	02/20/2024	*	25:14	4-8	.500	2-4	.500	1-2	.500	1	4	5	7.0	4	1	1	0	2	11	12.2	
at San Jose St.	02/23/2024	*	35:55	8-9	.889	2-2	1.000	5-7	.714	5	10	15	7.3	3	0	4	0	0	23	12.6	
at Colorado St.	02/27/2024	*	36:52	0-6	.000	0-2	.000	2-2	1.000	4	8	12	7.4	3	1	1	1	1	2	12.2	
Fresno St.	03/01/2024	*	33:22	7-9	.778	2-4	.500	3-4	.750	1	5	6	7.4	3	3	2	1	0	19	12.5	
at Boise St.	03/05/2024	*	31:11	2-6	.333	1-3	.333	1-1	1.000	0	3	3	7.3	4	1	4	0	0	6	12.3	
UNLV	03/09/2024	*	36:28	4-11	.364	0-3	.000	3-4	.750	2	8	10	7.3	2	3	2	0	1	11	12.2	
Totals			32	923:54	141-258	.547	24-83	.289	85-112	.759	60	175	235	7.3	78	45	39	22	20	391	12.2

Player Averages

Games Played	Minutes/game	Points/game	FG Pct	3FG Pct	FT Pct	Rebounds/game	Assists/game	Turnovers/game	Assist/Turnover ratio	Steals/game	Blocks/game
32	28.9	12.2	54.7	28.9	75.9	7.3	1.4	1.2	1.2	0.6	0.7

Davidson's Career Statistics

SEASON	TEAM	GP-GS	MIN/AVG	Field Goals		3-Point		F-Throws		Rebounds				Scoring						
				FG-FGA	FG%	3FG-3FGA	3FG%	FT-FTA	FT%	OFF	DEF	TOT	AVG	PF-FO	A	TO	BLK	STL	PTS	AVG
2022-23	Nevada	33-0	579/17.6	68-154	.442	24-67	.358	69-86	.802	49	85	134	4.1	84-3	14	27	16	14	229	6.9
2023-24	Nevada	32-32	924/28.9	141-258	.547	24-83	.289	85-112	.759	60	175	235	7.3	78-0	45	39	22	20	391	12.2
TOTAL		65-32	1503/23.1	209-412	.507	48-150	.320	154-198	.778	109	260	369	5.7	162-3	59	66	38	34	620	9.5

12

Jeriah Coleman

Junior | 7-1 | 240 | C | Anchorage, Alaska



2023-24 SEASON HIGHS

Points	5, vs Pacific (11/15/23)
FG Made	1, 4x, last vs San Jose State (2/2/24)
FG Att.	3, vs Pacific (11/15/23)
3Pt. FG Made	-
3Pt. FG Att.	-
FT Made	3, vs Pacific (11/15/23)
FT Att.	4, vs Pacific (11/15/23)
Rebounds	7, vs Pacific (11/15/23)
Assists	-
Steals	-
Blocks	3, vs Pacific (11/15/23)
Minutes	10, vs Pacific (11/15/23)

CAREER HIGHS

Points	8, at Bryant (1/17/22)
FG Made	4, at Bryant (1/17/22)
FG Att.	4, 3x, last at Bryant (1/17/2)
3Pt. FG Made	-
3Pt. FG Att.	-
FT Made	3, 2x, last vs Pacific (11/15/23)
FT Att.	4, 2x, last vs Pacific (11/15/23)
Rebounds	7, 3x, vs Pacific (11/15/23)
Assists	2, at LIU (1/8/22)
Steals	1, 6x, last vs LIU (2/17/22)
Blocks	3, 3x, last vs Pacific (11/15/23)
Minutes	14, 3x, last at Wagner (3/22/22)

PLAYER NOTES

Transfer who joined the program this past offseason after playing for Saint Francis (Pa.) and Clarendon CC ... Appeared in 29 games, while making 24 starts in his lone season at Clarendon CC ... Finished the season ranked first on the team and third overall in the country in blocks per game (3.6 BPG) ... Also ranked second on the team in both rebounds (8.3 RPG) and field goal percentage (59.7%) Finished the season ranked third on the team in scoring at 9.1 blocks per game ... Was named the Defensive Player of the Year in the Western Junior College Athletic Conferenc

2023-24 Highlights:

Scored five points, grabbed seven rebounds, and tallied three blocks against Pacific ... Scored two points against Montana ... Scored two points against UC Davis ... Recorded two blocks in Nevada's win over Temple ... Scored two points in Nevada's 90-60 win over San Jose State.

#12 COLEMAN, Jeriah

Opponent	Date	GS	MIN	Total		3-Pointers		Free throws		Rebounds				PF	A	TO	BLK	STL	PTS	AVG	
				FG-FGA	PCT	3FG-3FGA	PCT	FT-FTA	PCT	OFF	DEF	TOT	AVG								
at Washington	11/12/2023		02:04	0-0	.000	0-0	.000	0-0	.000	0	0	0	0.0	0	0	0	0	0	0	0.0	
Pacific	11/15/2023		10:06	1-3	.333	0-0	.000	3-4	.750	3	4	7	3.5	1	0	2	3	0	5	2.5	
Portland	11/18/2023		04:53	0-2	.000	0-0	.000	0-0	.000	1	2	3	3.3	0	0	0	0	0	0	1.7	
Montana	11/29/2023		01:07	1-2	.500	0-0	.000	0-0	.000	0	0	0	2.5	0	0	0	0	0	2	1.8	
LMU (CA)	12/02/2023		05:08	0-1	.000	0-0	.000	0-0	.000	1	0	1	2.2	0	0	0	1	0	0	1.4	
UC Davis	12/06/2023		00:33	1-1	1.000	0-0	.000	0-0	.000	0	0	0	1.8	0	0	0	0	0	2	1.5	
vs Drake	12/09/2023		02:47	0-0	.000	0-0	.000	0-0	.000	0	0	0	1.6	0	0	0	1	0	0	1.3	
Weber St.	12/13/2023		02:11	0-0	.000	0-0	.000	0-0	.000	0	0	0	1.4	0	0	0	0	0	0	1.1	
at Hawaii	12/17/2023		03:12	0-0	.000	0-0	.000	0-0	.000	0	0	0	1.2	1	0	0	0	0	0	1.0	
vs Temple	12/21/2023		01:33	0-1	.000	0-0	.000	0-2	.000	0	1	1	1.2	0	0	0	2	0	0	0.9	
vs TCU	12/22/2023		04:33	0-0	.000	0-0	.000	0-0	.000	0	0	0	1.1	0	0	0	0	0	0	0.8	
Fresno Pacific	12/30/2023		05:26	0-0	.000	0-0	.000	0-0	.000	0	1	1	1.1	2	0	1	0	0	0	0.8	
at Wyoming	01/20/2024		02:54	0-0	.000	0-0	.000	0-0	.000	1	0	1	1.1	0	0	0	0	0	0	0.7	
at New Mexico	01/28/2024		02:08	0-0	.000	0-0	.000	0-1	.000	0	1	1	1.1	0	0	0	0	0	0	0.6	
San Jose St.	02/02/2024		02:08	1-1	1.000	0-0	.000	0-0	.000	0	0	0	1.0	0	0	0	0	0	2	0.7	
Wyoming	02/20/2024		01:17	0-0	.000	0-0	.000	1-2	.500	0	0	0	0.9	0	0	0	0	0	1	0.8	
Totals			0	52:00	4-11	.364	0-0	.000	4-9	.444	6	9	15	0.9	4	0	3	7	0	12	0.8

Player Averages

Games Played	Minutes/game	Points/game	FG Pct	3FG Pct	FT Pct	Rebounds/game	Assists/game	Turnovers/game	Assist/Turnover ratio	Steals/game	Blocks/game
16	3.3	0.8	36.4	0.0	44.4	0.9	0.0	0.2	0.0	0.0	0.4


Coleman's Career Statistics

SEASON	TEAM	GP-GS	MIN/AVG	Field Goals		3-Point		F-Throws		Rebounds				Scoring						
				FG-FGA	FG%	3FG-3FGA	3FG%	FT-FTA	FT%	OFF	DEF	TOT	AVG	PF-FO	A	TO	BLK	STL	PTS	AVG
2020-21	SF-PA	14-0	42/3.0	2-5	.400	0-0	.000	3-5	.600	3	9	12	0.9	10-0	0	3	4	2	7	0.5
2021-22	SF-PA	28-0	171/6.1	26-40	.650	0-0	.000	11-22	.500	14	43	57	2.0	27-0	3	12	18	4	63	2.3
2023-24	Nevada	16-0	52/3.3	4-11	.364	0-0	.000	4-9	.444	6	9	15	0.9	4-0	0	3	7	0	12	0.8
TOTAL FOR Nevada		16-0	52/3.3	4-11	.364	0-0	.000	4-9	.444	6	9	15	0.9	4-0	0	3	7	0	12	0.8
TOTAL		58-0	265/4.6	32-56	.571	0-0	.000	18-36	.500	23	61	84	1.4	41-0	3	18	29	6	82	1.4

13

KENAN BLACKSHEAR

Fifth-Year | 6-6 | 215 | G | Orlando, Fla.



2023-24 SEASON HIGHS

Points	31, at Washington (11/12/23)
FG Made	12, at Washington (11/12/23)
FG Att.	22, at Washington (11/12/23)
3Pt. FG Made	1, 5x, last vs San Jose State (2/2/24)
3Pt. FG Att.	4, at Wyoming (1/20/24)
FT Made	8, 2x, last vs Georgia Tech (12/24/23)
FT Att.	12, vs San Diego State (2/9/24)
Rebounds	10, vs Montana (12/9/23)
Assists	11, vs Portland (11/18/23)
Steals	4, at Fresno State (1/6/24)
Blocks	2, 2x, last vs Air Force (1/9/24)
Minutes	37, at Washington (11/12/23)

CAREER HIGHS

Points	31, at Washington (11/12/23)
FG Made	12, at Washington (11/12/23)
FG Att.	22, at Washington (11/12/23)
3Pt. FG Made	3, 3x, last vs Wyoming (01/17/22)
3Pt. FG Att.	8, vs Wyoming (01/17/22)
FT Made	10, 2x, last vs Utah State (1/13/23)
FT Att.	12, vs San Diego State (2/9/24)
Rebounds	11, vs Minn. Duluth (12/15/21)
Assists	11, vs Portland (11/18/23)
Steals	5, 2x, last vs New Mexico (1/23/23)
Blocks	2, 4x, last vs Air Force (1/9/24)
Minutes	43, vs Kansas St. (11/22/22)

PLAYER NOTES

Played the first two seasons of his career at FAU, appearing in 51 games, and posting averages of 5.9 points, 3.5 rebounds, and 1.2 assists, before transferring to Nevada ahead of the 2021-22 season. Earned **NABC District 17 First Team Honors, All-Mountain West Second Team and All-Mountain West Defensive Team** honors at the end of the 2022-23 season after averaging 14.1 points per game on 44.4 percent shooting from the field, as well as 4.6 assists, 4.0 rebounds, and 1.5 steals per game.

2023-24 Highlights:

Earned Second Team All-MW honors from both the Coaches Poll and the Media Poll ... Named the **Mountain West Player of the Week** for the first time in his career following the first week of the season ... Scored 14 points, pulled down seven rebounds, dished out three assists, recorded two steals, and tallied one block in Nevada's season-opening win over Sacramento State ... Scored a career-high 31 points on 12-22 shooting from the field while also pulling down six rebounds and dishing out five assists in Nevada's win at Washington ... Scored 12 points and dished out five assists against Pacific ... Scored 14 points, grabbed seven rebounds, and dished out a career-high 11 assists in Nevada's win over Portland (11/18/23) ... Scored 22 points and pulled down 10 rebounds to secure the sixth double-double of his career in Nevada's win over Montana (11/29/23) ... Scored 25 points, including 17 in the second half, in addition to grabbing four boards, and dishing out three assists against UC Davis ... Scored 14 points, dished out six assists, and recorded two steals in the Pack's win over TCU ... Scored 30 points, including 21 in the second half against Georgia Tech on 11-14 shooting from the field, helping lead Nevada to an eight-point victory in the Diamond Head Classic Championship game ... Named to the **Diamond Head Classic All-Tournament Team** after averaging 20.0 PPG on 60% shooting, in addition to averaging 5.3 RPG and 5.0 APG ... Scored 18 points, grabbed seven rebounds, dished out four assists, and recorded four steals at Fresno State ... Scored a game-high 22 points, grabbed three boards, dished out three assists, and tallied two blocks against Air Force ... Scored 14 points, dished out a game-high seven assists, grabbed a team-high five rebounds, and recorded a team-high three steals at San Diego State ... Dished out a game-high eight assists at Wyoming ... Scored 20 points on 9-12 shooting from the field, including 16 points in the second half alone on 7-8 shooting, while also dishing out five assists, grabbing five boards, and recording two steals in Nevada's win over #24 Colorado State ... Dished out six assists in addition to scoring 10 points on 4-5 shooting in Nevada's win over San Jose State ... Scored 18 points, 12 of which came in the second half, while also dishing out four assists, grabbing three rebounds, and recording two steals in the Pack's win at #22 Utah State ... Scored a game-high 22 points, 18 of which came in the second half and in overtime in Nevada's 70-66 win over #24 San Diego State ... Scored 17 points, dished out seven assists, and grabbed six boards vs New Mexico ... Scored 12 points and grabbed nine rebounds in Nevada's win at UNLV ... Scored 10 points and dished out a game-high eight assists in Nevada's win over Wyoming ... Dished out nine assists in the Pack's victory at San Jose State ... Scored 16 points and recorded a game-high nine assists in Nevada's win over UNLV in the regular season finale.

#13 BLACKSHEAR, Kenan

Opponent	Date	GS	MIN	Total		3-Pointers		Free throws		Rebounds				PF	A	TO	BLK	STL	PTS	AVG	
				FG-FGA	PCT	3FG-3FGA	PCT	FT-FTA	PCT	OFF	DEF	TOT	AVG								
Sacramento St.	11/07/2023	*	27:45	6-12	.500	0-1	.000	2-2	1.000	1	6	7	7.0	2	3	3	1	2	14	14.0	
at Washington	11/12/2023	*	36:38	12-22	.545	0-0	.000	7-10	.700	1	5	6	6.5	3	5	1	0	1	31	22.5	
Pacific	11/15/2023	*	20:31	6-10	.600	0-1	.000	0-0	.000	0	3	3	5.3	2	5	1	1	3	12	19.0	
Portland	11/18/2023	*	30:04	4-5	.800	0-0	.000	6-10	.600	0	7	7	5.8	3	11	4	1	0	14	17.8	
Montana	11/29/2023	*	28:52	7-10	.700	0-1	.000	8-11	.727	1	9	10	6.6	4	2	2	0	1	22	18.6	
LMU (CA)	12/02/2023	*	29:41	2-9	.222	0-0	.000	1-3	.333	0	3	3	6.0	0	5	1	0	2	5	16.3	
UC Davis	12/06/2023	*	33:09	10-18	.556	0-1	.000	5-9	.556	0	4	4	5.7	0	3	3	1	0	25	17.6	
vs Drake	12/09/2023	*	27:59	4-5	.800	0-0	.000	0-3	.000	1	6	7	5.9	2	3	5	0	1	8	16.4	
Weber St.	12/13/2023	*	27:36	6-11	.545	1-3	.333	2-2	1.000	0	5	5	5.8	3	5	4	2	1	15	16.2	
at Hawaii	12/17/2023	*	33:39	5-18	.278	0-0	.000	2-3	.667	1	3	4	5.6	4	4	0	0	12	15.8		
vs Temple	12/21/2023	*	32:22	5-10	.500	1-2	.500	5-6	.833	5	4	9	5.9	2	5	4	1	0	16	15.8	
vs TCU	12/22/2023	*	32:40	5-11	.455	0-0	.000	4-6	.667	0	2	2	5.6	4	6	2	0	2	14	15.7	
vs Georgia Tech	12/24/2023	*	34:19	11-14	.786	0-1	.000	8-11	.727	0	5	5	5.5	3	4	5	1	2	30	16.8	
Fresno Pacific	12/30/2023	*	27:24	3-5	.600	0-0	.000	1-2	.500	1	4	5	5.5	1	7	1	0	2	7	16.1	
at Fresno St.	01/06/2024	*	33:23	6-13	.460	0-1	.000	6-9	.667	2	5	7	5.6	1	4	0	1	4	18	16.2	
Air Force	01/09/2024	*	30:38	7-13	.538	1-2	.500	7-11	.636	0	3	3	5.4	2	3	4	2	1	22	16.6	
Boise St.	01/12/2024	*	35:13	5-16	.313	0-0	.000	5-8	.625	1	2	3	5.3	5	3	3	1	2	15	16.5	
at San Diego St.	01/17/2024	*	31:57	6-12	.500	0-1	.000	2-5	.400	1	4	5	5.3	4	7	3	0	3	14	16.3	
at Wyoming	01/20/2024	*	37:00	3-12	.250	1-4	.250	2-5	.400	1	2	3	5.2	3	8	2	0	1	9	15.9	
Colorado St.	01/24/2024	*	31:35	9-12	.750	0-1	.000	2-2	1.000	2	3	5	5.2	2	5	5	0	2	20	16.2	
at New Mexico	01/28/2024	*	29:39	3-9	.333	0-0	.000	3-4	.750	1	3	4	5.1	1	1	1	0	0	9	15.8	
San Jose St.	02/02/2024	*	17:07	4-5	.800	1-1	1.000	1-4	.250	0	1	1	4.9	4	6	1	0	1	10	15.5	
at Utah St.	02/06/2024	*	28:05	7-17	.412	0-2	.000	4-4	1.000	0	3	3	4.8	5	4	2	0	2	18	15.7	
San Diego St.	02/09/2024	*	33:06	8-15	.533	0-0	.000	6-12	.500	0	4	4	4.8	4	1	6	0	2	22	15.9	
New Mexico	02/13/2024	*	33:06	5-13	.385	0-1	.000	7-10	.700	3	3	6	4.8	3	7	2	0	1	17	16.0	
at UNLV	02/17/2024	*	34:03	3-6	.500	0-0	.000	6-6	1.000	0	9	9	5.0	4	2	7	0	1	12	15.8	
Wyoming	02/20/2024	*	29:37	4-6	.667	0-0	.000	2-2	1.000	1	5	6	5.0	3	8	3	0	2	10	15.6	
at San Jose St.	02/23/2024	*	28:38	2-9	.222	0-0	.000	0-0	.000	1	4	5	5.0	0	9	4	0	0	4	15.2	
at Boise St.	03/05/2024	*	23:07	3-8	.375	0-1	.000	5-10	.500	0	3	3	5.0	0	0	0	1	2	11	15.0	
UNLV	03/09/2024	*	36:23	5-10	.500	0-2	.000	6-6	1.000	0	3	3	4.9	3	9	3	1	1	16	15.1	
Totals			30	915:16	166-336	.494	5-26	.192	115-176	.653	24	123	147	4.9	77	145	82	14	42	452	15.1

Player Averages

Games Played	Minutes/game	Points/game	FG Pct	3FG Pct	FT Pct	Rebounds/game	Assists/game	Turnovers/game	Assist/Turnover ratio	Steals/game	Blocks/game
30	30.5	15.1	49.4	19.2	65.3	4.9	4.8	2.7	1.8	1.4	0.5

Blackshear's Career Statistics

SEASON	TEAM	GP-GS	MIN/AVG	Field Goals		3-Point		F-Throws		Rebounds				Scoring						
				FG-FGA	FG%	3FG-3FGA	3FG%	FT-FTA	FT%	OFF	DEF	TOT	AVG	PF-FO	A	TO	BLK	STL	PTS	AVG
2019-20	FAU	31-10	495/16.0	31-92	.337	3-24	.125	37-56	.661	29	60	89	2.9	46-0	27	33	2	14	102	3.3
2020-21	FAU	23-21	548/23.8	69-150	.460	20-63	.317	59-79	.747	30	69	99	4.3	63-1	40	45	2	34	217	9.4
2021-22	Nevada	31-24	884/28.5	83-207	.401	28-82	.341	56-75	.747	17	123	140	4.5	89-2	83	58	11	39	250	8.1
2022-23	Nevada	33-33	1072/32.5	156-351	.444	18-64	.281	135-173	.780	16	117	133	4.0	100-3	153	103	9	51	465	14.1
2023-24	Nevada	30-30	915/30.5	166-336	.494	5-26	.192	115-176	.653	24	123	147	4.9	77-2	145	82	14	42	452	15.1
TOTAL FOR Nevada		94-87	2871/30.5	405-894	.453	51-172	.297	306-424	.722	57	363	420	4.5	266-7	388	243	34	132	1167	12.4
TOTAL		148-118	3914/26.4	505-1136	.445	74-259	.286	402-559	.719	116	492	608	4.1	375-8	448	321	38	180	1486	10.0

20

DANIEL FOSTER

Senior | 6-6 | 215 | G | Melbourne, Australia



2023-24 SEASON HIGHS

Points	14, vs Portland (11/18/23)
FG Made	4, vs Portland (11/18/23)
FG Att.	7, vs Drake (12/9/23)
3Pt. FG Made	2, 3x, last at Colorado State (2/27/24)
3Pt. FG Att.	3, 2x, last at Colorado State (2/27/24)
FT Made	7, vs TCU (12/22/23)
FT Att.	9, vs Portland (11/18/23)
Rebounds	10, at San Jose State (2/23/24)
Assists	4, 2x, last vs Fresno State (3/1/24)
Steals	3, vs Fresno Pacific (12/30/23)
Blocks	2, vs Temple (12/21/23)
Minutes	33, vs TCU (12/22/23)

CAREER HIGHS

Points	14, vs Portland (11/18/23)
FG Made	4, 2x, last vs Portland (11/18/23)
FG Att.	7, vs Drake (12/9/23)
3Pt. FG Made	2, 3x, last at Colorado State (2/27/24)
3Pt. FG Att.	3, 6x, last at Colorado State (2/27/24)
FT Made	8, at Air Force (01/15/22)
FT Att.	10, at Air Force (01/15/22)
Rebounds	10, at San Jose State (2/23/24)
Assists	6, at New Mexico (2/7/23)
Steals	3, vs Fresno Pacific (12/30/23)
Blocks	2, 2x, last vs Temple (12/21/23)
Minutes	33, vs TCU (12/22/23)

PLAYER NOTES

Senior guard with a lengthy frame that has consistently been a solid defender and has continued to improve his offensive game.

2023-24 Highlights:

Scored six points on 3-4 shooting from the field in the Pack's season-opening win over Sacramento State ... Scored two points and recorded one steal in Nevada's win at Washington ... Scored six points and pulled down four rebounds against Pacific ... Scored a career-high 14 points and pulled down a career-high nine rebounds in the Pack's win over Portland ... Scored eight points, pulled down seven rebounds, dished out three assists, recorded two steals, and tallied one block against LMU ... Pulled down six rebounds and dished out three assists against Drake (12/9/23) ... Scored four points, matched a career-high with nine boards, dished out three assists, and recorded two blocks in Nevada's win over Temple ... Played a career-high 33 minutes and scored 13 points while draining 2-2 shots from behind the arc, in addition to pulling down seven rebounds and recording two steals in the victory over TCU ... Recorded three steals in Nevada's win over Fresno Pacific ... Grabbed five boards and dished out three assists at Wyoming ... Grabbed six rebounds in the Pack's victory over #24 Colorado State ... Scored seven points while knocking down 5-5 shots at the free throw line in Nevada's win at #22 Utah State ... Pulled down a team-high six rebounds, four of which came on the offensive glass, while also dishing out four assists in Nevada's win over #24 San Diego State ... Pulled down eight rebounds, four of which came on the offensive glass, in addition to dishing out three assists and recording one steal against New Mexico ... Scored six points on a perfect 3-3 shooting from the field, grabbed five rebounds, dished out two assists, and tallied one steal in the Pack's win at UNLV ... Pulled down a career-high 10 rebounds in Nevada's win at San Jose State ... Scored 13 points on 4-6 shooting from the field, including 2-3 from behind the arc, while also grabbing three boards and recording two steals in the Pack's win at Colorado State ... Pulled down seven rebounds and dished out four assists in Nevada's victory over Fresno State ... Scored six points, pulled down four rebounds, and recorded two steals in the Pack's win over UNLV in the regular season finale.

#20 FOSTER, Daniel

Opponent	Date	GS	MIN	Total			3-Pointers			Free throws			Rebounds			PF	A	TO	BLK	STL	PTS	AVG
				FG-FGA	PCT	3FG-3FGA	PCT	FT-FTA	PCT	OFF	DEF	TOT	AVG									
Sacramento St.	11/07/2023		15:41	3-4	.750	0-0	.000	0-1	.000	1	0	1	1	0	0	6	6.0					
at Washington	11/12/2023		14:54	1-2	.500	0-1	.000	0-0	.000	0	1	1	1	0	0	1	2	4.0				
Pacific	11/15/2023		20:42	2-3	.667	0-0	.000	2-3	.667	0	4	4	2	0	0	0	6	4.7				
Portland	11/18/2023		25:07	4-5	.800	2-2	1.000	4-9	.444	3	6	9	3	2	3	1	0	0	14	7.0		
Montana	11/29/2023	*	24:51	2-5	.400	0-1	.000	0-1	.000	1	2	3	3	6	1	1	0	1	0	4	6.4	
LMU (CA)	12/02/2023		21:37	3-4	.750	0-0	.000	2-3	.667	4	3	7	4	2	3	0	1	2	8	6.7		
UC Davis	12/06/2023		15:39	1-2	.500	1-1	1.000	0-0	.000	2	2	4	4	1	1	0	0	1	3	6.1		
vs Drake	12/09/2023		22:00	1-7	.143	0-3	.000	2-2	1.000	0	6	6	4	4	1	3	3	1	1	4	5.9	
Weber St.	12/13/2023		15:50	0-1	.000	0-0	.000	0-0	.000	0	4	4	4	3	3	1	0	0	0	0	5.2	
at Hawaii	12/17/2023		18:28	2-2	1.000	0-0	.000	0-0	.000	0	5	5	4	4	1	1	1	0	1	4	5.1	
vs Temple	12/21/2023	*	31:08	2-3	.667	0-0	.000	0-0	.000	2	7	9	4	8	2	3	1	2	1	4	5.0	
vs TCU	12/22/2023	*	33:14	2-3	.667	2-2	1.000	7-8	.875	1	6	7	5	0	2	0	1	1	2	13	5.7	
vs Georgia Tech	12/24/2023	*	24:35	1-2	.500	0-1	.000	2-5	.400	1	1	2	4	8	4	0	1	0	0	4	5.5	
Fresno Pacific	12/30/2023		16:45	2-5	.400	0-2	.000	1-2	.500	2	2	4	7	0	4	0	0	3	5	5.5		
at Fresno St.	01/06/2024		25:18	1-2	.500	0-1	.000	0-0	.000	1	5	6	4	8	3	0	0	0	1	2	5.3	
Air Force	01/09/2024		19:53	1-2	.500	0-0	.000	0-0	.000	0	0	0	4	5	2	3	0	0	0	2	5.1	
Boise St.	01/12/2024		21:50	0-1	.000	0-0	.000	0-0	.000	1	3	4	4	5	1	0	1	1	1	0	4.8	
at San Diego St.	01/17/2024		23:11	1-3	.333	1-3	.333	0-0	.000	0	3	3	4	4	4	2	1	1	1	3	4.7	
at Wyoming	01/20/2024		16:23	1-3	.333	0-2	.000	0-0	.000	2	3	5	4	4	5	3	1	1	0	2	4.5	
Colorado St.	01/24/2024		26:18	0-2	.000	0-0	.000	0-0	.000	2	4	6	4	5	2	1	0	0	0	0	4.3	
at New Mexico	01/28/2024		11:38	1-2	.500	0-0	.000	0-0	.000	1	0	1	4	3	3	1	1	0	0	2	4.2	
San Jose St.	02/02/2024		21:46	1-4	.250	0-2	.000	1-2	1.000	1	2	3	4	3	1	1	0	0	1	4	4.2	
at Utah St.	02/06/2024		25:52	1-2	.500	0-0	.000	5-5	1.000	0	2	2	4	2	1	1	1	1	0	7	4.3	
San Diego St.	02/09/2024		31:53	0-1	.000	0-0	.000	2-2	1.000	4	2	6	4	3	2	4	1	0	0	2	4.2	
New Mexico	02/13/2024		24:11	0-0	.000	0-0	.000	2-2	1.000	4	4	8	4	4	3	1	3	0	1	2	4.1	
at UNLV	02/17/2024		24:08	3-3	1.000	0-0	.000	0-0	.000	1	4	5	4	4	2	3	2	0	1	6	4.2	
Wyoming	02/20/2024		19:03	1-1	1.000	0-0	.000	0-0	.000	0	3	3	4	4	2	1	1	0	2	2	4.1	
at San Jose St.	02/23/2024		27:20	1-2	.500	0-0	.000	1-2	.500	2	8	10	4	6	3	1	1	0	0	3	4.1	
at Colorado St.	02/27/2024		26:41	4-6	.667	2-3	.667	3-4	.750	1	2	3	4	5	2	2	0	1	2	13	4.4	
Fresno St.	03/01/2024		24:44	1-4	.250	1-3	.333	0-0	.000	1	6	7	4	6	0	4	3	0	0	3	4.3	
at Boise St.	03/05/2024		24:37	1-3	.333	1-1	1.000	0-0	.000	0	3	3	4	5	4	0	0	1	1	3	4.3	
UNLV	03/09/2024		26:43	1-1	1.000	0-0	.000	4-4	1.000	1	3	4	4	5	1	1	0	0	2	6	4.3	
Totals			4	721:60	45-90	.500	10-28	.357	39-55	.709	39	106	145	4.5	63	50	25	12	25	139	4.3	

Player Averages

Games Played	Minutes/game	Points/game	FG Pct	3FG Pct	FT Pct	Rebounds/game	Assists/game	Turnovers/game	Assist/Turnover ratio	Steals/game	Blocks/game
32	22.6	4.3	50.0	35.7	70.9	4.5	1.6	0.8	2.0	0.8	0.4

Foster's Career Statistics

SEASON	TEAM	GP-GS	MIN/AVG	Field Goals		3-Point		F-Throws		Rebounds				Scoring							
				FG-FGA	FG%	3FG-3FGA	3FG%	FT-FTA	FT%	OFF	DEF	TOT	AVG	PF-FO	A	TO	BLK	STL	PTS	AVG	
2020-21	Nevada	11-8	258/23.5	18-37	.486	5-11	.455	6-12	.500	7	27	34	3.1	38-4	15	18	2	6	47	4.3	
2021-22	Nevada	31-4	613/19.8	19-62	.306	6-28	.214	33-44	.750	33	54	87	2.8	78-3	44	38	5	20	77	2.5	
2022-23	Nevada	24-3	331/13.8	15-31	.484	1-6	.167	6-12	.500	15	30	45	1.9	37-0	25	15	4	11	37	1.5	
2023-24	Nevada	32-4	722/22.6	45-90	.500	10-28	.357	39-55	.709	39	106	145	4.5	63-1	50	25	12	25	139	4.3	
TOTAL		98-19	1924/19.6	97-220	.441	22-73	.301	84-123	.683	94	217	311	3.2	216-8	134	96	23	62	300	3.1	

23

JAZZ GARDNER

Freshman | 7-0 | 225 | C | Pasadena, Calif.



2023-24 SEASON HIGHS

Points	13, vs Portland (11/18/23)
FG Made	6, vs Portland (11/18/23)
FG Att.	7, vs Portland (11/18/23)
3Pt. FG Made	1, 2x, last vs Portland (11/18/23)
3Pt. FG Att.	2, vs Sacramento St. (11/7/23)
FT Made	3, vs San Jose State (2/2/24)
FT Att.	4, vs San Jose State (2/2/24)
Rebounds	8, vs Sacramento St. (11/7/23)
Assists	1, 3x, last vs Weber St. (12/13/23)
Steals	1, vs Fresno Pacific (12/30/23)
Blocks	1, 3x, last at San Diego State (1/17/24)
Minutes	15, vs Sacramento St. (11/7/23)

CAREER HIGHS

Points	13, vs Portland (11/18/23)
FG Made	6, vs Portland (11/18/23)
FG Att.	7, vs Portland (11/18/23)
3Pt. FG Made	1, 2x, last vs Portland (11/18/23)
3Pt. FG Att.	2, vs Sacramento St. (11/7/23)
FT Made	3, vs San Jose State (2/2/24)
FT Att.	4, vs San Jose State (2/2/24)
Rebounds	8, vs Sacramento St. (11/7/23)
Assists	1, 3x, last vs Weber St. (12/13/23)
Steals	1, vs Fresno Pacific (12/30/23)
Blocks	1, 3x, last at San Diego State (1/17/24)
Minutes	15, vs Sacramento St. (11/7/23)

PLAYER NOTES

Four-star recruit (ESPN & 247 Sports) ... Began his high school career at Los Altos HS before transferring to West Ranch HS ahead of his senior year ... In his senior season, helped lead West Ranch to an overall record of 29-3, and a Foothill League Championship after going 12-0 in league play ... Earned First Team All-League for his sensational play throughout the year ... In his junior season, helped lead Los Altos to an overall record of 26-7 and an appearance in the CIF State Playoffs after posting season averages of 19.2 points, 12.9 rebounds, and 3.5 blocks per game ... Named the MVP of the 2023 Iverson Classic after recording 26 points, 22 rebounds, and five blocks.

2023-24 Highlights:

Scored seven points and pulled down a team-high eight rebounds in his collegiate debut against Sacramento State ... Scored two points and grabbed one rebound in Nevada's win at Washington ... Scored eight points and pulled down seven rebounds against Pacific ... Scored a career-high 13 points on 6-7 shooting from the field, in addition to pulling down three rebounds and tallying one block in Nevada's win over Portland ... Scored four points, pulled down four rebounds, and tallied the first steal of his career against Fresno Pacific ... Scored four points on 2-3 shooting at San Diego State ... Scored three points and grabbed three boards, all of which came on the offensive glass in Nevada's win over San Jose State.

#23 GARDNER, Jazz

Opponent	Date	GS	MIN	Total		3-Pointers		Free throws		Rebounds				PF	A	TO	BLK	STL	PTS	AVG
				FG-FGA	PCT	3FG-3FGA	PCT	FT-FTA	PCT	OFF	DEF	TOT	AVG							
Sacramento St.	11/07/2023		14:45	3-6	.500	1-2	.500	0-0	.000	3	5	8	8.0	0	0	0	0	0	7	7.0
at Washington	11/12/2023		07:23	1-3	.333	0-1	.000	0-0	.000	1	0	1	4.5	2	0	0	0	0	2	4.5
Pacific	11/15/2023		12:55	4-6	.667	0-1	.000	0-1	.000	3	4	7	5.3	1	1	0	0	0	8	5.7
Portland	11/18/2023		10:27	6-7	.857	1-1	1.000	0-0	.000	1	2	3	4.8	4	0	2	1	0	13	7.5
Montana	11/29/2023		11:21	1-5	.200	0-1	.000	0-0	.000	0	3	3	4.4	2	0	1	0	0	2	6.4
LMU (CA)	12/02/2023		10:32	1-4	.250	0-1	.000	1-2	.500	0	1	1	3.8	1	0	0	0	0	3	5.8
UC Davis	12/06/2023		05:09	0-2	.000	0-1	.000	0-0	.000	1	2	3	3.7	0	0	1	1	0	0	5.0
vs Drake	12/09/2023		03:02	0-0	.000	0-0	.000	0-0	.000	0	0	0	3.3	1	1	1	0	0	0	4.4
Weber St.	12/13/2023		06:47	0-1	.000	0-1	.000	0-0	.000	0	2	2	3.1	1	1	2	0	0	0	3.9
at Hawaii	12/17/2023		02:48	0-0	.000	0-0	.000	0-0	.000	0	0	0	2.8	1	0	1	0	0	0	3.5
vs TCU	12/22/2023		03:21	0-0	.000	0-0	.000	0-0	.000	0	1	1	2.6	0	0	0	0	0	0	3.2
Fresno Pacific	12/30/2023		09:51	2-5	.400	0-0	.000	0-0	.000	2	2	4	2.8	0	0	0	0	1	4	3.3
at Fresno St.	01/06/2024		02:24	1-1	1.000	0-0	.000	0-0	.000	0	0	0	2.5	0	0	0	0	0	0	3.2
at San Diego St.	01/17/2024		11:27	2-3	.667	0-1	.000	0-0	.000	0	2	2	2.5	0	0	1	1	0	4	3.2
at Wyoming	01/20/2024		04:20	0-0	.000	0-0	.000	0-0	.000	1	0	1	2.4	1	0	0	0	0	0	3.0
at New Mexico	01/28/2024		02:26	0-0	.000	0-0	.000	0-0	.000	0	0	0	2.3	0	0	0	0	0	0	2.8
San Jose St.	02/02/2024		04:56	0-4	.000	0-0	.000	3-4	.750	3	0	3	2.3	0	0	0	0	0	3	2.8
San Diego St.	02/09/2024		03:40	1-1	1.000	0-0	.000	0-2	.000	0	1	1	2.2	0	0	0	0	0	0	2.8
Wyoming	02/20/2024		01:17	0-1	.000	0-1	.000	0-0	.000	0	0	0	2.1	0	0	0	0	0	0	2.6
Totals		0	128:52	22-49	.449	2-11	.182	4-9	.444	15	25	40	2.1	14	3	9	3	1	50	2.6

Player Averages

Games Played	Minutes/game	Points/game	FG Pct	3FG Pct	FT Pct	Rebounds/game	Assists/game	Turnovers/game	Assist/Turnover ratio	Steals/game	Blocks/game
19	6.8	2.6	44.9	18.2	44.4	2.1	0.2	0.5		0.3	0.1

Gardner's Career Statistics

SEASON	TEAM	GP-GS	MIN/AVG	Field Goals		3-Point		F-Throws		Rebounds				Scoring						
				FG-FGA	FG%	3FG-3FGA	3FG%	FT-FTA	FT%	OFF	DEF	TOT	AVG	PF	FO	A	TO	BLK	STL	PTS
2023-24	Nevada	19-0	129/6.8	22-49	.449	2-11	.182	4-9	.444	15	25	40	2.1	14-0	3	9	3	1	50	2.6
TOTAL		19-0	129/6.8	22-49	.449	2-11	.182	4-9	.444	15	25	40	2.1	14-0	3	9	3	1	50	2.6

24

ISAAC HYMES

Freshman | 6-8 | 188 | C | Pasadena, Calif.



2023-24 SEASON HIGHS

Points	3, vs Pacific (11/15/23)
FG Made	1, vs Pacific (11/15/23)
FG Att.	1, vs Pacific (11/15/23)
3Pt. FG Made	1, vs Pacific (11/15/23)
3Pt. FG Att.	1, vs Pacific (11/15/23)
FT Made	-
FT Att.	-
Rebounds	1, vs Pacific (11/15/23)
Assists	-
Steals	-
Blocks	-
Minutes	4, vs Pacific (11/15/23)

PLAYER NOTES

Younger brother of K.J. Hymes ... Prepped at Phoenix Prep in Phoenix, Ariz. where he was a standout player for the program ... Received a handful of Division I offers but elected to take a walk-on spot with the Pack.

2023-24 Highlights:

Scored the first points of his collegiate career against Pacific.

CAREER HIGHS

Points	3, vs Pacific (11/15/23)
FG Made	1, vs Pacific (11/15/23)
FG Att.	1, vs Pacific (11/15/23)
3Pt. FG Made	1, vs Pacific (11/15/23)
3Pt. FG Att.	1, vs Pacific (11/15/23)
FT Made	-
FT Att.	-
Rebounds	1, vs Pacific (11/15/23)
Assists	-
Steals	-
Blocks	-
Minutes	4, vs Pacific (11/15/23)

#24 HYMES, Isaac

Opponent	Date	GS	MIN	Total		3-Pointers		Free throws		Rebounds				PF	A	TO	BLK	STL	PTS	AVG
				FG-FGA	PCT	3FG-3FGA	PCT	FT-FTA	PCT	OFF	DEF	TOT	AVG							
Pacific	11/15/2023		03:38	1-1	1.000	1-1	1.000	0-0	.000	0	1	1	1.0	0	0	0	0	0	3	3.0
Totals		0	03:38	1-1	1.000	1-1	1.000	0-0	.000	0	1	1	1.0	0	0	0	0	0	3	3.0

Player Averages

Games Played	Minutes/game	Points/game	FG Pct	3FG Pct	FT Pct	Rebounds/game	Assists/game	Turnovers/game	Assist/Turnover ratio	Steals/game	Blocks/game
1	3.6	3.0	100.0	100.0	0.0	1.0	0.0	0.0	0.0	0.0	0.0

Hymes' Career Statistics

SEASON	TEAM	GP-GS	MIN/AVG	Field Goals		3-Point		F-Throws		Rebounds				Scoring						
				FG-FGA	FG%	3FG-3FGA	3FG%	FT-FTA	FT%	OFF	DEF	TOT	AVG	PF-FO	A	TO	BLK	STL	PTS	AVG
2023-24	Nevada	1-0	4/3.6	1-1	1.000	1-1	1.000	0-0	.000	0	1	1	1.0	0-0	0	0	0	0	3	3.0
TOTAL		1-0	4/3.6	1-1	1.000	1-1	1.000	0-0	.000	0	1	1	1.0	0-0	0	0	0	0	3	3.0

33

TYLAN POPE

R-Junior | 6-6 | 240 | F | Franklinton, La.



2023-24 SEASON HIGHS

Points	10, vs San Jose State (2/2/24)
FG Made	4, 3x, last vs San Jose State (2/2/24)
FG Att.	7, 2x, last vs Fresno Pacific (12/30/23)
3Pt. FG Made	1, vs San Jose State (2/2/24)
3Pt. FG Att.	2, vs Fresno Pacific (12/30/23)
FT Made	2, vs Temple (12/21/23)
FT Att.	2, 2x, last vs Fresno Pacific (12/30/23)
Rebounds	4, 3x, last at New Mexico (1/28/24)
Assists	1, 4x, last at Boise State (3/5/24)
Steals	1, 4x, last at Boise State (3/5/24)
Blocks	2, 2x, last vs Colorado State (1/24/24)
Minutes	18, vs Fresno Pacific (12/30/23)

CAREER HIGHS

Points	15, 2x, last at Wichita St. (1/25/23)
FG Made	7, at Wichita St. (1/25/23)
FG Att.	12, at Wichita St. (1/25/23)
3Pt. FG Made	3, 2x, last at Tulsa (1/21/23)
3Pt. FG Att.	5, 3x, last at Memphis (2/4/23)
FT Made	6, vs Cincinnati (2/7/21)
FT Att.	8, vs Cincinnati (2/7/21)
Rebounds	13, 3x, last vs Memphis (3/11/23)
Assists	3, vs Wichita St. (2/26/23)
Steals	4, vs SMU (2/1/23)
Blocks	4, 2x, last vs SMU (2/1/23)
Minutes	32, vs Houston (2/22/23)

PLAYER NOTES

Transferred to Nevada this past offseason after spending three years at Tulane. Athletic forward who can multiple positions and is an elite defender. Led the AAC in Block Percentage in 2022-23 (7.5%), while finishing sixth in the conference in blocks per game (1.3 BPG).

2023-24 Highlights:

Scored eight points on 3-7 shooting from the field in his debut appearance for Nevada, helping lead the Pack to a victory over Temple in the first round of the Diamond Head Classic ... Pulled down four rebounds and blocked two shots in Nevada's victory over Georgia Tech in the Diamond Head Classic Championship game ... Scored nine points one 4-7 shooting and pulled down four rebounds against Fresno Pacific .. Pulled down three rebounds at Fresno State ... Scored eight points on 4-5 shooting, pulled down three rebounds, tallied one block and one steal at Wyoming ... Scored seven points, grabbed three rebounds, and recorded two blocks in Nevada's win over #24 Colorado State ... Scored five points, grabbed four boards, and recorded one block at #25 New Mexico ... Scored 10 points on a perfect 4-4 shooting from the field, while also grabbing three boards in Nevada's win over San Jose State ... Scored five points and pulled down three rebounds in eight minutes of action during Nevada's victory at Boise State.

#33 POPE, Tylan

Opponent	Date	GS	MIN	Total		3-Pointers		Free throws		Rebounds				PF	A	TO	BLK	STL	PTS	AVG
				FG-FGA	PCT	3FG-3FGA	PCT	FT-FTA	PCT	OFF	DEF	TOT	AVG							
vs Temple	12/21/2023		15:07	3-7	.429	0-0	.000	2-2	1.000	0	0	0	0.0	1	0	1	0	1	8	8.0
vs TCU	12/22/2023		11:50	1-3	.333	0-0	.000	1-1	1.000	1	2	3	1.5	3	0	2	0	0	3	5.5
vs Georgia Tech	12/24/2023		16:21	0-3	.000	0-1	.000	0-0	.000	2	2	4	2.3	3	1	0	2	0	0	3.7
Fresno Pacific	12/30/2023		18:01	4-7	.571	0-2	.000	1-2	.500	2	2	4	2.8	0	1	0	0	0	9	5.0
at Fresno St.	01/06/2024		08:30	0-3	.000	0-1	.000	0-0	.000	1	2	3	2.8	1	0	0	0	0	4.0	
Air Force	01/09/2024		08:32	0-1	.000	0-1	.000	0-0	.000	1	2	3	2.8	1	0	1	0	0	3.3	
Boise St.	01/12/2024		01:39	0-1	.000	0-0	.000	0-0	.000	0	0	0	2.4	1	0	1	0	0	2.9	
at San Diego St.	01/17/2024		01:53	0-0	.000	0-0	.000	0-0	.000	0	0	0	2.1	2	0	0	0	0	2.5	
at Wyoming	01/20/2024		11:19	4-5	.800	0-1	.000	0-1	.000	2	1	3	2.2	1	0	0	1	1	8	3.1
Colorado St.	01/24/2024		12:06	3-6	.500	0-0	.000	1-1	1.000	0	3	3	2.3	1	0	0	2	0	7	3.5
at New Mexico	01/28/2024		12:10	2-6	.333	0-0	.000	1-2	.500	1	3	4	2.5	1	0	1	1	0	5	3.6
San Jose St.	02/02/2024		14:22	4-4	1.000	1-1	1.000	1-3	.333	1	2	3	2.5	2	1	1	0	0	10	4.2
at UNLV	02/17/2024		05:29	0-1	.000	0-1	.000	0-0	.000	0	1	1	2.4	1	0	0	0	0	3.8	
Wyoming	02/20/2024		09:05	2-4	.500	0-0	.000	0-0	.000	1	1	2	2.4	2	0	0	0	1	4	3.9
at San Jose St.	02/23/2024		02:40	0-0	.000	0-0	.000	0-0	.000	0	0	0	2.2	0	0	1	0	0	3.6	
at Colorado St.	02/27/2024		07:37	0-1	.000	0-0	.000	0-0	.000	0	1	1	2.1	3	0	0	0	0	3.4	
Fresno St.	03/01/2024		05:04	2-2	1.000	0-0	.000	0-0	.000	0	0	0	2.0	2	0	0	0	0	4	3.4
at Boise St.	03/05/2024		08:19	2-2	1.000	1-1	1.000	0-0	.000	0	3	3	2.1	0	1	0	0	1	5	3.5
UNLV	03/09/2024		02:16	0-0	.000	0-0	.000	0-0	.000	0	0	0	1.9	0	0	0	0	0	3.3	
Totals		0	172:20	27-56	.482	2-9	.222	7-12	.583	12	25	37	1.9	25	4	8	6	4	63	3.3

Player Averages

Games Played	Minutes/game	Points/game	FG Pct	3FG Pct	FT Pct	Rebounds/game	Assists/game	Turnovers/game	Assist/Turnover ratio	Steals/game	Blocks/game
19	9.1	3.3	48.2	22.2	58.3	1.9	0.2	0.4	0.5	0.2	0.3


Pope's Career Statistics

SEASON	TEAM	GP-GS	MIN/AVG	Field Goals		3-Point		F-Throws		Rebounds				Scoring						
				FG-FGA	FG%	3FG-3FGA	3FG%	FT-FTA	FT%	OFF	DEF	TOT	AVG	PF-FO	A	TO	BLK	STL	PTS	AVG
2020-21	Tulane	23-6	335/14.5	49-111	.441	1-7	.143	32-50	.640	40	55	95	4.1	37-0	8	19	7	14	131	5.7
2021-22	Tulane	27-1	293/10.8	39-63	.619	10-15	.667	15-18	.833	27	48	75	2.8	41-1	5	9	10	13	103	3.8
2022-23	Tulane	30-14	577/19.2	73-150	.487	14-54	.259	36-57	.632	38	93	131	4.4	65-3	9	19	39	29	196	6.5
2023-24	Nevada	19-0	172/9.1	27-56	.482	2-9	.222	7-12	.583	12	25	37	1.9	25-0	4	8	6	4	63	3.3
TOTAL FOR Nevada		19-0	172/9.1	27-56	.482	2-9	.222	7-12	.583	12	25	37	1.9	25-0	4	8	6	4	63	3.3
TOTAL		99-21	1376/13.9	188-380	.495	27-85	.318	90-137	.657	117	221	338	3.4	168-4	26	55	62	60	493	5.0

34

JOHN FLANNIGAN

Sophomore | 6-8 | 210 | F | Concord, Calif.



2023-24 SEASON HIGHS

Points	-
FG Made	-
FG Att.	-
3Pt. FG Made	-
3Pt. FG Att.	-
FT Made	-
FT Att.	-
Rebounds	-
Assists	-
Steals	-
Blocks	-
Minutes	-

PLAYER NOTES

Prepped at well-renowned De La Salle High School in Concord, Calif.. Averaged eight points and six rebounds per game, helping lead the De La Salle to an overall record of 22-6, including a mark of 7-2 in league play.

2022-23 Highlights:

Appeared in five games throughout the season ... Tallied one assist in the Pack's 98-54 win over William Jessup (11/15/22) ... Grabbed one rebound in Nevada's 67-40 road win over San Jose State (1/7/23).

CAREER HIGHS

Points	-
FG Made	-
FG Att.	2, vs William Jessup (11/15/22)
3Pt. FG Made	-
3Pt. FG Att.	1, vs William Jessup (11/15/22)
FT Made	-
FT Att.	-
Rebounds	1, at San Jose State (1/7/23)
Assists	1, vs William Jessup (11/15/22)
Steals	-
Blocks	-
Minutes	2, vs William Jessup (11/15/22)

Flannigan's Career Statistics

SEASON	TEAM	GP-GS	MIN/AVG	Field Goals		3-Point		F-Throws		Rebounds				Scoring						
				FG-FGA	FG%	3FG-3FGA	3FG%	FT-FTA	FT%	OFF	DEF	TOT	AVG	PF-FO	A	TO	BLK	STL	PTS	AVG
2022-23	Nevada	5-0	7/1.5	0-2	.000	0-1	.000	0-0	.000	0	1	1	0.2	0-0	1	1	0	0	0	0.0
TOTAL		5-0	7/1.5	0-2	.000	0-1	.000	0-0	.000	0	1	1	0.2	0-0	1	1	0	0	0	0.0

42

K.J. HYMES

Grad. | 6-10 | 220 | F | Phoenix, Ariz.



2023-24 SEASON HIGHS

Points	14, vs Fresno Pacific (12/30/23)
FG Made	5, 2x, last vs New Mexico (2/13/24)
FG Att.	7, vs New Mexico (2/13/24)
3Pt. FG Made	-
3Pt. FG Att.	1, vs Pacific (11/15/23)
FT Made	9, vs Montana (11/29/23)
FT Att.	12, vs Montana (11/29/23)
Rebounds	7, at New Mexico (1/28/24)
Assists	1, 8x, last at UNLV (2/17/24)
Steals	2, vs Boise State (1/12/24)
Blocks	3, 3x, last vs Wyoming (2/20/24)
Minutes	25, vs Montana (11/29/23)

CAREER HIGHS

Points	17, vs. Boise State (2/5/21)
FG Made	7, vs. Boise State (2/5/21)
FG Att.	9, at San Diego State (1/9/21)
3Pt. FG Made	2, 2x, last vs William Jessup (11/15/22)
3Pt. FG Att.	3, vs. Pacific (11/30/20)
FT Made	9, vs Montana (11/29/23)
FT Att.	12, vs Montana (11/29/23)
Rebounds	8, 2x, last at Nebraska (11/26/20)
Assists	3, vs San Diego State (2/29/20)
Steals	2, 2x, last vs Boise State (1/12/24)
Blocks	5, 2x, last vs UT Arlington (11/18/22)
Minutes	25, vs Montana (11/29/23)

PLAYER NOTES

2023-24 Highlights:
 Scored four points and pulled down five rebounds in Nevada's season-opening win over Sacramento State ... Scored four points while grabbing one rebound in the Pack's win at Washington ... Scored six points on 3-4 shooting from the field, while grabbing four rebounds and recording one block against Pacific ... Scored four points and pulled down three rebounds in Nevada's win over Portland ... Scored 13 points, while knocking down a career-high nine free throws in addition to grabbing five rebounds in Nevada's victory over Montana ... Scored eight rebounds, grabbed five rebounds, and tallied one block against LMU ... Scored eight points on 3-4 shooting against UC Davis ... Scored nine points on 3-6 shooting, while also grabbing three rebounds against Drake ... Scored 10 points on a perfect 4-4 shooting from the field against Weber State ... Scored 10 points and pulled down five rebounds at Hawaii ... Scored eight points on a perfect 3-3 shooting from the field at San Diego State ... Scored seven points, pulled down six rebounds, and recorded two blocks at Wyoming ... Scored six points on 2-4 shooting, while also pulling down four rebounds and tallying one block in Nevada's win over #24 Colorado State ... Scored six points on 2-3 shooting from the field and 2-2 at the free throw line, while also pulling down a season-high seven rebounds and tallying two blocks at #25 New Mexico ... Scored 11 points on 5-7 shooting against New Mexico ... Scored six points, grabbed three boards, and recorded two blocks in Nevada's win at UNLV.

#42 HYMES, K.J.

Opponent	Date	GS	MIN	Total FG-FGA	PCT	3-Pointers 3FG-3FGA	PCT	Free throws FT-FTA	PCT	Rebounds OFF DEF TOT	AVG	PF	A	TO	BLK	STL	PTS	AVG		
Sacramento St.	11/07/2023	*	18:07	1-3	.333	0-0	.000	2-7	.286	2	3	5	3.0	2	0	1	0	4	4.0	
at Washington	11/12/2023	*	10:31	2-2	1.000	0-0	.000	0-0	.000	0	1	1	3.0	3	0	0	0	4	4.0	
Pacific	11/15/2023	*	12:41	3-4	.750	0-1	.000	0-0	.000	1	3	4	3.3	3	0	0	1	6	4.7	
Portland	11/18/2023	*	10:22	2-3	.667	0-0	.000	0-1	.000	1	2	3	3.3	4	1	1	0	4	4.5	
Montana	11/29/2023	*	24:31	2-4	.500	0-0	.000	9-12	.750	1	4	5	3.6	2	0	1	1	0	13	6.2
LMU (CA)	12/02/2023	*	13:52	2-6	.333	0-0	.000	4-5	.800	2	3	5	3.8	3	0	1	1	0	8	6.5
UC Davis	12/06/2023	*	19:41	3-4	.750	0-0	.000	2-4	.500	0	2	2	3.6	3	1	0	1	0	8	6.7
vs Drake	12/09/2023	*	19:34	3-6	.500	0-0	.000	3-5	.600	3	0	3	3.5	2	0	1	0	0	9	7.0
Weber St.	12/13/2023	*	15:21	4-4	1.000	0-0	.000	2-6	.333	1	2	3	3.4	1	0	1	0	0	10	7.3
at Hawaii	12/17/2023	*	18:25	2-3	.667	0-0	.000	6-9	.667	1	4	5	3.6	2	0	0	1	0	10	7.6
vs Georgia Tech	12/24/2023	*	06:46	0-1	.000	0-0	.000	1-2	.500	0	0	0	3.3	0	0	0	1	0	1	7.0
Fresno Pacific	12/30/2023	*	11:41	5-6	.833	0-0	.000	4-5	.800	1	3	4	3.3	0	0	1	0	1	14	7.6
at Fresno St.	01/06/2024	*	09:31	0-1	.000	0-0	.000	3-4	.750	1	0	1	3.2	4	1	0	1	0	3	7.2
Air Force	01/09/2024	*	16:34	1-3	.333	0-0	.000	2-2	1.000	1	0	1	3.0	2	0	0	3	1	4	7.0
Boise St.	01/12/2024	*	17:55	1-2	.500	0-0	.000	2-2	1.000	0	4	4	3.1	1	0	1	3	2	4	6.8
at San Diego St.	01/17/2024	*	14:56	3-3	1.000	0-0	.000	2-6	.333	2	1	3	3.1	5	0	1	0	0	8	6.9
at Wyoming	01/20/2024	*	09:22	3-4	.750	0-0	.000	1-3	.333	3	3	6	3.2	5	0	1	2	0	7	6.9
Colorado St.	01/24/2024	*	22:48	2-4	.500	0-0	.000	2-4	.500	1	3	4	3.3	3	0	2	1	0	6	6.8
at New Mexico	01/28/2024	*	19:01	2-3	.667	0-0	.000	2-2	1.000	5	2	7	3.5	2	1	4	2	0	6	6.8
San Jose St.	02/02/2024	*	18:37	0-0	.000	0-0	.000	3-4	.750	1	1	2	3.4	1	1	0	1	1	3	6.6
at Utah St.	02/06/2024	*	11:08	2-2	1.000	0-0	.000	1-3	.333	0	2	2	3.3	4	0	2	0	0	5	6.5
San Diego St.	02/09/2024	*	15:24	0-1	.000	0-0	.000	2-4	.500	1	0	1	3.2	5	0	0	1	0	2	6.3
New Mexico	02/13/2024	*	20:47	5-7	.714	0-0	.000	1-1	1.000	1	1	2	3.2	2	2	0	0	0	11	6.5
at UNLV	02/17/2024	*	21:00	2-5	.400	0-0	.000	2-3	.667	2	1	3	3.2	5	1	2	2	0	6	6.5
Wyoming	02/20/2024	*	23:31	2-2	1.000	0-0	.000	0-4	.000	0	1	1	3.1	3	1	0	3	0	4	6.4
at San Jose St.	02/23/2024	*	10:57	1-2	.500	0-0	.000	2-4	.500	1	2	3	3.1	3	0	2	0	0	4	6.3
at Colorado St.	02/27/2024	*	18:06	1-2	.500	0-0	.000	1-4	.250	0	2	2	3.0	4	0	1	0	0	3	6.2
Fresno St.	03/01/2024	*	13:33	1-2	.500	0-0	.000	0-0	.000	1	2	3	3.0	2	1	2	0	0	2	6.0
at Boise St.	03/05/2024	*	14:43	1-1	1.000	0-0	.000	0-1	.000	0	2	2	3.0	3	0	1	1	1	2	5.9
UNLV	03/09/2024	*	12:21	1-3	.333	0-0	.000	0-0	.000	0	2	2	3.0	1	0	2	0	0	2	5.8
Totals		29	471:46	57-93	.613	0-1	.000	59-107	.551	33	56	89	3.0	80	10	28	26	6	173	5.8

Player Averages

Games Played	Minutes/game	Points/game	FG Pct	3FG Pct	FT Pct	Rebounds/game	Assists/game	Turnovers/game	Assist/Turnover ratio	Steals/game	Blocks/game
30	15.7	5.8	61.3	0.0	55.1	3.0	0.3	0.9	0.4	0.2	0.9

Hymes' Career Statistics

SEASON	TEAM	GP-GS	MIN/AVG	Field Goals FG-FGA FG%	3-Point 3FG-3FGA 3FG%	F-Throws FT-FTA FT%	Rebounds OFF DEF TOT AVG	PF-FO	A	TO	BLK	STL	PTS	AVG						
2019-20	Nevada	31-1	430/13.9	41-77 .532	2-6 .333	43-67 .642	39 57 96 3.1	101-4	15	35	31	6	127	4.1						
2020-21	Nevada	26-5	414/15.9	59-113 .522	7-20 .350	42-61 .689	22 66 88 3.4	86-7	12	30	24	6	167	6.4						
2021-22	Nevada	22-0	257/11.7	22-43 .512	0-6 .000	25-45 .556	15 36 51 2.3	45-2	4	12	8	4	69	3.1						
2022-23	Nevada	4-1	65/16.4	12-18 .667	2-2 1.000	10-19 .526	7 11 18 4.5	12-0	2	2	12	1	36	9.0						
2023-24	Nevada	30-29	472/15.7	57-93 .613	0-1 .000	59-107 .551	33 56 89 3.0	80-4	10	28	26	6	173	5.8						
TOTAL		113-36	1639/14.5	191-344	.555	11-35	.314	179-299	.599	116	226	342	3.0	324-17	43	107	101	23	572	5.1

2023-24 OVERALL STATS



2023-24 Nevada Men's Basketball Combined Team Statistics All games

Page 1/1
as of Mar 13, 2024

Game Records

Record	Overall	Home	Away	Neutral
ALL GAMES	26-6	15-2	8-3	3-1
CONFERENCE	13-5	7-2	6-3	0-0
NON-CONFERENCE	13-1	8-0	2-0	3-1

Score by Periods

Team	1st	2nd	OT	TOT
Nevada	1161	1273	10	2444
Opponents	944	1178	6	2128

Team Box Score

No.	Player				Total		3-Point		F-Throw		Rebounds								PTS	AVG		
		GP-GS	MIN	AVG	FG-FGA	FG%	3FG-3FGA	3FG%	FT-FTA	FT%	OFF	DEF	TOT	AVG	PF	DQ	A	TO			BLK	STL
2	LUCAS, Jarod	32-32	1031:33	32.2	170-403	.422	75-187	.401	155-172	.901	17	71	88	2.8	46	0	47	30	0	26	570	17.8
13	BLACKSHEAR, Kenan	30-30	915:16	30.5	166-336	.494	5-26	.192	115-176	.653	24	123	147	4.9	77	2	145	82	14	42	452	15.1
11	DAVIDSON, Nick	32-32	923:54	28.9	141-258	.547	24-83	.289	85-112	.759	60	175	235	7.3	78	0	45	39	22	20	391	12.2
4	COLEMAN, Tre	32-31	967:35	30.2	99-216	.458	36-101	.356	42-59	.712	29	93	122	3.8	60	1	91	45	22	41	276	8.6
0	MCINTOSH, Hunter	32-2	568:58	17.8	62-138	.449	44-98	.449	20-27	.741	7	32	39	1.2	59	0	40	11	0	15	188	5.9
42	HYMES, K.J.	30-29	471:46	15.7	57-93	.613	0-1	.000	59-107	.551	33	56	89	3.0	80	4	10	28	26	6	173	5.8
20	FOSTER, Daniel	32-4	721:60	22.6	45-90	.500	10-28	.357	39-55	.709	39	106	145	4.5	63	1	50	25	12	25	139	4.3
3	ROLISON, Tyler	31-0	400:10	12.9	36-96	.375	16-40	.400	33-43	.767	5	43	48	1.5	48	0	48	21	1	20	121	3.9
33	POPE, Tylan	19-0	172:20	9.1	27-56	.482	2-9	.222	7-12	.583	12	25	37	1.9	25	0	4	8	6	4	63	3.3
24	HYMES, Isaac	1-0	03:38	3.6	1-1	1.000	1-1	1.000	0-0	.000	0	1	1	1.0	0	0	0	0	0	0	3	3.0
23	GARDNER, Jazz	19-0	128:52	6.8	22-49	.449	2-11	.182	4-9	.444	15	25	40	2.1	14	0	3	9	3	1	50	2.6
12	COLEMAN, Jeriah	16-0	52:00	3.3	4-11	.364	0-0	.000	4-9	.444	6	9	15	0.9	4	0	0	3	7	0	12	0.8
5	ROBINSON, Amire	13-0	63:20	4.9	3-5	.600	0-2	.000	0-0	.000	1	9	10	0.8	6	0	3	1	1	0	6	0.5
10	WIGINGTON, Snookey	1-0	03:38	3.6	0-2	.000	0-1	.000	0-0	.000	0	0	0	0.0	1	0	1	0	0	0	0	0.0
Team											35	55	90					13				
Total		32	6425		833-1754	.475	215-588	.366	563-781	.721	283	823	1106	34.6	561	8	487	315	114	200	2444	76.4
Opponents		32	6425		740-1784	.415	236-744	.317	412-594	.694	303	744	1047	32.7	676	18	407	384	75	155	2128	66.5

Team Statistics

	NEVADA	OPP
Scoring	2444	2128
Points per game	76.4	66.5
Scoring margin	+9.9	-
Field goals-att	833-1754	740-1784
Field goal pct	.475	.415
3 point fg-att	215-588	236-744
3-point FG pct	.366	.317
3-pt FG made per game	6.7	7.4
Free throws-att	563-781	412-594
Free throw pct	.721	.694
F-Throws made per game	17.6	12.9
Rebounds	1106	1047
Rebounds per game	34.6	32.7
Rebounding margin	+1.8	-
Assists	487	407
Assists per game	15.2	12.7
Turnovers	315	384
Turnovers per game	9.8	12.0
Turnover margin	+2.2	-
Assist/turnover ratio	1.5	1.1
Steals	200	155
Steals per game	6.3	4.8
Blocks	114	75
Blocks per game	3.6	2.3
Winning streak	7	-
Home win streak	3	-
Attendance	144614	86468
Home games-Avg/Game	17-8507	11-7861
Neutral site-Avg/Game	-	4-3752

Team Results

Date	Opponent		Score	Att.
11/07/2023	Sacramento St.	W	77-63	6875
11/12/2023	at Washington	W	83-76	6154
11/15/2023	Pacific	W	88-39	7131
11/18/2023	Portland	W	108-83	7254
11/29/2023	Montana	W	77-66	6918
12/02/2023	LMU (CA)	W	73-59	7851
12/06/2023	UC Davis	W	80-68	7312
12/09/2023	vs Drake	L	53-72	0
12/13/2023	Weber St.	W	72-55	7062
12/17/2023	at Hawaii	W	72-66	4794
12/21/2023	vs Temple	W	80-56	4927
12/22/2023	vs TCU	W	88-75	5077
12/24/2023	vs Georgia Tech	W	72-64	5005
12/30/2023	Fresno Pacific	W	92-59	8913
01/06/2024	at Fresno St.	W	72-57	5083
01/09/2024	Air Force	W	67-54	7645
01/12/2024	Boise St.	L	56-64	10191
01/17/2024	at San Diego St.	L	59-71	12414
01/20/2024	at Wyoming	L	93-98	4136
01/24/2024	Colorado St.	W	77-64	9029
01/28/2024	at New Mexico	L	55-89	15021
02/02/2024	San Jose St.	W	90-60	8512
02/06/2024	at Utah St.	W	77-63	8860
02/09/2024	San Diego St.	Wot	70-66	11394
02/13/2024	New Mexico	L	82-83	8293
02/17/2024	at UNLV	W	69-66	9517
02/20/2024	Wyoming	W	76-58	8604
02/23/2024	at San Jose St.	W	84-63	2177
02/27/2024	at Colorado St.	W	77-74	7070
03/01/2024	Fresno St.	W	74-66	9753
03/05/2024	at Boise St.	W	76-66	11242
03/09/2024	UNLV	W	75-65	11877

2023-24 TEAM STATS



2023-24 Nevada Men's Basketball Overall Team Statistics All games

Page 1/1
as of Mar 13, 2024

Team Statistics

	NEVADA	OPP
Scoring	2444	2128
Points per game	76.4	66.5
Scoring margin	+9.9	-
Field goals-att	833-1754	740-1784
Field goal pct	.475	.415
3 point fg-att	215-588	236-744
3-point FG pct	.366	.317
3-pt FG made per game	6.7	7.4
Free throws-att	563-781	412-594
Free throw pct	.721	.694
F-Throws made per game	17.6	12.9
Rebounds	1106	1047
Rebounds per game	34.6	32.7
Rebounding margin	+1.8	-
Assists	487	407
Assists per game	15.2	12.7
Turnovers	315	384
Turnovers per game	9.8	12.0
Turnover margin	+2.2	-
Assist/turnover ratio	1.5	1.1
Steals	200	155
Steals per game	6.3	4.8
Blocks	114	75
Blocks per game	3.6	2.3
Winning streak	7	-
Home win streak	3	-
Attendance	144614	86468
Home games-Avg/Game	17-8507	11-7861
Neutral site-Avg/Game	-	4-3752

Score by Periods

Team	1st	2nd	OT	TOT
Nevada	1161	1273	10	2444
Opponents	944	1178	6	2128

2023-24 SCHEDULE-RESULTS



2023-24 Nevada Men's Basketball Season Schedule/Results & Leaders All games

Page 1/2
as of Mar 13, 2024

Game Records

Record	Overall	Home	Away	Neutral
ALL GAMES	26-6	15-2	8-3	3-1
CONFERENCE	13-5	7-2	6-3	0-0
NON-CONFERENCE	13-1	8-0	2-0	3-1

Team Results

Date	Opponent		Score	Att.	High Points	High Rebounds
11/07/2023	Sacramento St.	W	77-63	6875	(18) LUCAS, Jarod	(8) GARDNER, Jazz
11/12/2023	at Washington	W	83-76	6154	(31) BLACKSHEAR, Kenan	(9) COLEMAN, Tre (9) DAVIDSON, Nick
11/15/2023	Pacific	W	88-39	7131	(12) BLACKSHEAR, Kenan (12) LUCAS, Jarod (12) ROLISON, Tyler	(9) DAVIDSON, Nick
11/18/2023	Portland	W	108-83	7254	(30) LUCAS, Jarod	(9) FOSTER, Daniel
11/29/2023	Montana	W	77-66	6918	(22) BLACKSHEAR, Kenan	(10) BLACKSHEAR, Kenan
12/02/2023	LMU (CA)	W	73-59	7851	(20) LUCAS, Jarod	(7) FOSTER, Daniel
12/06/2023	UC Davis	W	80-68	7312	(25) BLACKSHEAR, Kenan	(8) DAVIDSON, Nick
12/09/2023	vs Drake	L	53-72	0	(10) LUCAS, Jarod (10) ROLISON, Tyler	(7) BLACKSHEAR, Kenan (7) DAVIDSON, Nick
12/13/2023	Weber St.	W	72-55	7062	(15) BLACKSHEAR, Kenan	(5) BLACKSHEAR, Kenan (5) DAVIDSON, Nick
12/17/2023	at Hawaii	W	72-66	4794	(16) LUCAS, Jarod	(7) DAVIDSON, Nick
12/21/2023	vs Temple	W	80-56	4927	(22) LUCAS, Jarod	(16) DAVIDSON, Nick
12/22/2023	vs TCU	W	88-75	5077	(25) LUCAS, Jarod	(7) FOSTER, Daniel
12/24/2023	vs Georgia Tech	W	72-64	5005	(30) BLACKSHEAR, Kenan	(8) DAVIDSON, Nick
12/30/2023	Fresno Pacific	W	92-59	8913	(22) LUCAS, Jarod	(5) BLACKSHEAR, Kenan
01/06/2024	at Fresno St.	W	72-57	5083	(18) BLACKSHEAR, Kenan	(7) BLACKSHEAR, Kenan
01/09/2024	Air Force	W	67-54	7645	(22) BLACKSHEAR, Kenan	(10) DAVIDSON, Nick
01/12/2024	Boise St.	L	56-64	10191	(15) BLACKSHEAR, Kenan	(6) COLEMAN, Tre
01/17/2024	at San Diego St.	L	59-71	12414	(16) COLEMAN, Tre	(5) BLACKSHEAR, Kenan
01/20/2024	at Wyoming	L	93-98	4136	(23) COLEMAN, Tre	(6) HYMES, K.J.
01/24/2024	Colorado St.	W	77-64	9029	(28) LUCAS, Jarod	(7) DAVIDSON, Nick
01/28/2024	at New Mexico	L	55-89	15021	(9) BLACKSHEAR, Kenan (9) LUCAS, Jarod	(7) HYMES, K.J. (7) DAVIDSON, Nick
02/02/2024	San Jose St.	W	90-60	8512	(22) DAVIDSON, Nick	(11) DAVIDSON, Nick
02/06/2024	at Utah St.	W	77-63	8860	(25) DAVIDSON, Nick	(10) DAVIDSON, Nick
02/09/2024	San Diego St.	Wot	70-66	11394	(22) BLACKSHEAR, Kenan	(6) FOSTER, Daniel
02/13/2024	New Mexico	L	82-83	8293	(19) LUCAS, Jarod (19) DAVIDSON, Nick	(8) FOSTER, Daniel
02/17/2024	at UNLV	W	69-66	9517	(19) DAVIDSON, Nick	(11) DAVIDSON, Nick
02/20/2024	Wyoming	W	76-58	8604	(20) COLEMAN, Tre	(6) BLACKSHEAR, Kenan
02/23/2024	at San Jose St.	W	84-63	2177	(23) DAVIDSON, Nick	(15) DAVIDSON, Nick
02/27/2024	at Colorado St.	W	77-74	7070	(23) LUCAS, Jarod	(12) DAVIDSON, Nick
03/01/2024	Fresno St.	W	74-66	9753	(21) LUCAS, Jarod	(7) FOSTER, Daniel
03/05/2024	at Boise St.	W	76-66	11242	(26) MCINTOSH, Hunter	(3) BLACKSHEAR, Kenan (3) POPE, Tylan



NEVADA G-B-G 2023-24



2023-24 Nevada Men's Basketball Team Game-by-Game All games

Page 1/1
as of Mar 13, 2024

Opponent	Date	Score	W	Total		3-Pointers		Free throws		Rebounds				PF	A	TO	BLK	STL	PTS	AVG
				FG-FGA	PCT	3FG-3FGA	PCT	FT-FTA	PCT	OFF	DEF	TOT	AVG							
Sacramento St.	11/07/2023	77-63	W	26-59	.441	4-15	.267	21-27	.778	11	29	40	40.0	16	17	7	2	8	77	77.0
at Washington Pacific	11/12/2023	83-76	W	30-65	.462	2-14	.143	21-26	.808	10	26	36	38.0	21	8	6	0	5	83	80.0
Portland	11/15/2023	88-39	W	34-67	.507	6-20	.300	14-18	.778	12	39	51	42.3	18	17	10	10	5	88	82.7
Montana	11/18/2023	108-83	W	36-59	.610	13-24	.542	23-33	.697	9	32	41	42.0	22	31	10	3	2	108	89.0
UC Davis	11/29/2023	77-66	W	21-51	.412	5-15	.333	30-38	.789	7	33	40	41.6	19	10	10	3	4	77	86.6
LMU (CA)	12/02/2023	73-59	W	25-56	.446	2-8	.250	21-27	.778	9	27	36	40.7	15	17	5	7	6	73	84.3
vs Drake	12/06/2023	80-68	W	22-52	.423	4-10	.400	32-44	.727	12	24	36	40.0	17	10	10	4	5	80	83.7
Weber St.	12/09/2023	53-72	L	19-51	.373	6-25	.240	9-18	.500	8	30	38	39.8	15	9	19	3	2	53	79.9
at Hawaii	12/13/2023	72-55	W	28-49	.571	9-22	.409	7-17	.412	2	27	29	38.6	14	21	11	5	8	72	79.0
vs Temple	12/17/2023	72-66	W	25-59	.424	3-14	.214	19-23	.826	9	28	37	38.4	20	9	8	5	6	72	78.3
vs TCU	12/21/2023	80-56	W	29-61	.475	5-20	.250	17-20	.850	11	31	42	38.7	11	9	10	6	7	80	78.5
vs Georgia Tech	12/22/2023	88-75	W	26-50	.520	8-17	.471	28-35	.800	7	19	26	37.7	21	12	8	1	8	88	79.3
Fresno Pacific	12/24/2023	72-64	W	26-53	.491	7-22	.318	13-20	.650	8	26	34	37.4	18	9	12	5	4	72	78.7
at Fresno St.	12/30/2023	92-59	W	37-67	.552	7-20	.350	11-17	.647	12	23	35	37.2	12	21	6	0	12	92	79.6
Air Force	01/06/2024	72-57	W	24-56	.429	8-19	.421	16-23	.696	8	24	32	36.9	15	11	3	4	9	72	79.1
Boise St.	01/09/2024	67-54	W	20-43	.465	7-15	.467	20-29	.690	8	22	30	36.4	14	15	10	5	4	67	78.4
at San Diego St.	01/12/2024	56-64	L	18-50	.360	3-12	.250	17-22	.773	2	22	24	35.7	18	12	11	5	10	56	77.1
at Wyoming	01/17/2024	59-71	L	23-51	.451	6-23	.261	7-17	.412	7	18	25	35.1	25	11	14	3	8	59	76.1
Colorado St.	01/20/2024	93-98	L	35-69	.507	11-28	.393	12-22	.545	17	17	34	35.1	27	18	8	7	8	93	76.9
at New Mexico	01/24/2024	77-64	W	29-54	.537	4-10	.400	15-18	.833	8	26	34	35.0	13	19	9	4	4	77	77.0
San Jose St.	01/28/2024	55-89	L	19-56	.339	4-17	.235	13-18	.722	12	20	32	34.9	15	9	15	4	4	55	75.9
at Utah St.	02/02/2024	90-60	W	29-60	.483	11-23	.478	21-33	.636	18	27	45	35.3	13	23	5	2	7	90	76.5
San Diego St.	02/06/2024	77-63	W	27-51	.529	4-10	.400	19-25	.760	4	28	32	35.2	18	17	10	2	9	77	76.6
New Mexico	02/09/2024	70-66	Wot	24-52	.462	3-13	.231	19-32	.594	11	23	34	35.1	25	14	16	1	8	70	76.3
at UNLV	02/13/2024	82-83	L	29-58	.500	6-18	.333	18-22	.818	9	22	31	35.0	13	21	7	2	5	82	76.5
Wyoming	02/17/2024	69-66	W	21-46	.457	5-21	.238	22-26	.846	13	28	41	35.2	19	13	17	2	3	69	76.2
at San Jose St.	02/20/2024	76-58	W	26-54	.481	11-26	.423	13-20	.650	3	22	25	34.8	18	19	7	4	12	76	76.2
at Colorado St.	02/23/2024	84-63	W	30-57	.526	12-21	.571	12-18	.667	13	33	46	35.2	14	22	13	0	4	84	76.5
Fresno St.	02/27/2024	77-74	W	22-54	.407	10-21	.476	23-30	.767	11	23	34	35.2	22	10	7	4	6	77	76.5
at Boise St.	03/01/2024	74-66	W	26-49	.531	11-25	.440	11-13	.846	4	26	30	35.0	15	23	12	5	1	74	76.4
UNLV	03/05/2024	76-66	W	23-49	.469	12-24	.500	18-27	.667	0	23	23	34.6	21	12	8	3	12	76	76.4
UNLV	03/09/2024	75-65	W	24-46	.522	6-16	.375	21-23	.913	8	25	33	34.6	17	18	11	3	4	75	76.4
Total		2444		833-1754	.475	215-588	.366	563-781	.721	283	823	1106	34.6	561	487	315	114	200	2444	76.4
Opponents		2128		740-1784	.415	236-744	.317	412-594	.694	303	744	1047	32.7	676	407	384	75	155	2128	66.5

Nevada Averages

Games Played	Points/game	FG Pct	3FG Pct	FT Pct	Rebounds/game	Assists/game	Turnovers/game	Assist/Turnover ratio	Steals/game	Blocks/game
32	76.4	47.5	36.6	72.1	34.6	15.2	9.8	1.5	6.3	3.6

2023-24 OPPONENT G-B-G



2023-24 Nevada Men's Basketball Opponents Game-by-Game All games

Page 1/1
as of Mar 13, 2024

Opponent	Date	Score	W	Total		3-Pointers		Free throws		Rebounds										
				FG-FGA	PCT	3FG-3FGA	PCT	FT-FTA	PCT	OFF	DEF	TOT	AVG	PF	A	TO	BLK	STL	PTS	AVG
Sacramento St.	11/07/2023	77-63	W	23-62	.371	11-33	.333	6-8	.750	11	26	37	37.0	24	16	13	4	2	63	63.0
at Washington	11/12/2023	83-76	W	30-62	.484	7-24	.292	9-21	.429	8	28	36	36.5	24	11	11	6	4	76	69.5
Pacific	11/15/2023	88-39	W	14-57	.246	4-25	.160	7-18	.389	7	20	27	33.3	18	7	13	3	6	39	59.3
Portland	11/18/2023	108-83	W	29-61	.475	12-27	.444	13-25	.520	8	18	26	31.5	28	18	9	1	4	83	65.3
Montana	11/29/2023	77-66	W	24-69	.348	5-27	.185	13-18	.722	15	27	42	33.6	24	16	10	4	4	66	65.4
LMU (CA)	12/02/2023	73-59	W	20-59	.339	9-30	.300	10-14	.714	11	28	39	34.5	27	11	12	5	2	59	64.3
UC Davis	12/06/2023	80-68	W	24-54	.444	10-24	.417	10-14	.714	10	21	31	34.0	32	14	20	5	6	68	64.9
vs Drake	12/09/2023	53-72	L	27-62	.435	10-30	.333	8-10	.800	6	29	35	34.1	21	19	12	1	11	72	65.8
Weber St.	12/13/2023	72-55	W	21-52	.404	8-24	.333	5-11	.455	8	24	32	33.9	15	9	15	0	7	55	64.6
at Hawaii	12/17/2023	72-66	W	19-47	.404	3-17	.176	25-36	.694	9	29	38	34.3	22	9	12	4	2	66	64.7
vs Temple	12/21/2023	80-56	W	18-65	.277	9-28	.321	11-15	.733	14	23	37	34.5	22	4	12	1	6	56	63.9
vs TCU	12/22/2023	88-75	W	24-53	.453	3-14	.214	24-27	.889	10	22	32	34.3	24	13	11	0	4	75	64.8
vs Georgia Tech	12/24/2023	72-64	W	22-57	.386	6-26	.231	14-21	.667	10	21	31	34.1	16	9	9	1	4	64	64.8
Fresno Pacific	12/30/2023	92-59	W	20-48	.417	13-28	.464	6-10	.600	6	21	27	33.6	18	13	20	1	3	59	64.4
at Fresno St.	01/06/2024	72-57	W	21-49	.429	6-15	.400	9-14	.643	8	24	32	33.5	18	11	14	2	2	57	63.9
Air Force	01/09/2024	67-54	W	19-51	.373	10-23	.435	6-7	.857	9	19	28	33.1	20	13	13	3	5	54	63.3
Boise St.	01/12/2024	56-64	L	21-51	.412	5-22	.227	17-20	.850	11	32	43	33.7	21	12	18	0	4	64	63.3
at San Diego St.	01/17/2024	59-71	L	22-53	.415	5-21	.238	22-34	.647	20	24	44	34.3	17	6	12	3	8	71	63.7
at Wyoming	01/20/2024	93-98	L	30-52	.577	13-23	.565	25-35	.714	9	26	35	34.3	21	17	11	2	6	98	65.5
Colorado St.	01/24/2024	77-64	W	24-61	.393	6-23	.261	10-15	.667	14	18	32	34.2	18	18	9	2	5	64	65.5
at New Mexico	01/28/2024	55-89	L	34-58	.586	11-22	.500	10-14	.714	6	27	33	34.1	16	18	10	6	9	89	66.6
San Jose St.	02/02/2024	90-60	W	24-60	.400	8-28	.286	4-9	.444	11	20	31	34.0	24	12	10	3	3	60	66.3
at Utah St.	02/06/2024	77-63	W	22-56	.393	5-21	.238	14-17	.824	8	22	30	33.8	20	14	12	2	5	63	66.1
San Diego St.	02/09/2024	70-66	Wot	20-49	.408	3-19	.158	23-27	.852	6	26	32	33.8	27	10	16	3	7	66	66.1
New Mexico	02/13/2024	82-83	L	32-64	.500	9-19	.474	10-17	.588	13	23	36	33.8	20	19	7	1	7	83	66.8
at UNLV	02/17/2024	69-66	W	22-53	.415	5-18	.278	17-23	.739	7	13	20	33.3	23	11	10	3	5	66	66.8
Wyoming	02/20/2024	76-58	W	20-48	.417	5-19	.263	13-19	.684	8	28	36	33.4	15	9	15	0	3	58	66.4
at San Jose St.	02/23/2024	84-63	W	23-58	.397	9-26	.346	8-12	.667	6	17	23	33.0	19	17	8	2	6	63	66.3
at Colorado St.	02/27/2024	77-74	W	25-52	.481	6-18	.333	18-22	.818	6	24	30	32.9	23	20	8	4	4	74	66.6
Fresno St.	03/01/2024	74-66	W	23-54	.426	7-23	.304	13-18	.722	7	18	25	32.7	16	11	9	0	5	66	66.6
at Boise St.	03/05/2024	76-66	W	20-48	.417	6-23	.261	20-29	.690	9	30	39	32.9	23	11	14	3	3	66	66.5
UNLV	03/09/2024	75-65	W	23-59	.390	7-24	.292	12-14	.857	12	16	28	32.7	20	9	9	0	3	65	66.5
Total		2128		740-1784	.415	236-744	.317	412-594	.694	303	744	1047	32.7	676	407	384	75	155	2128	66.5
Nevada		2444		833-1754	.475	215-588	.366	563-781	.721	283	823	1106	34.6	561	487	315	114	200	2444	76.4

Opponents Averages

Games Played	Points/game	FG Pct	3FG Pct	FT Pct	Rebounds/game	Assists/game	Turnovers/game	Assist/Turnover ratio	Steals/game	Blocks/game
32	66.5	41.5	31.7	69.4	32.7	12.7	12.0	1.1	4.8	2.3

2023-24 PTS-REB-AST



2023-24 Nevada Men's Basketball Points-rebounds-assists All games

Opponent	Date	Score	W	0	2	3	4	5	10	11	12	13	20	23
				MCINTOSH,H	LUCAS,JARO	ROLISON,TY	COLEMAN,TR	ROBINSON,A	WIGINGTON,	DAVIDSON,N	COLEMAN,JE	BLACKSHEAR	FOSTER,DAN	GARDNER,JA
Sacramento St.	11/07/2023	77-63	W	12-1-1	18-4-4	2-0-3	4-2-4	0-0-0	DNP	10-5-1	DNP	14-7-3	6-1-1	7-8-0
at Washington	11/12/2023	83-76	W	8-4-1	13-1-0	2-1-0	8-9-2	0-1-0	DNP	13-9-0	0-0-0	31-6-5	2-1-0	2-1-0
Pacific	11/15/2023	88-39	W	3-1-1	12-5-1	12-5-3	8-1-2	2-4-1	0-0-1	11-9-2	5-7-0	12-3-5	6-4-0	8-7-1
Portland	11/18/2023	108-83	W	0-0-5	30-1-3	5-4-1	15-0-3	0-1-0	DNP	13-8-4	0-3-0	14-7-11	14-9-3	13-3-0
Montana	11/29/2023	77-66	W	3-3-0	16-1-1	5-1-1	7-6-5	DNP	DNP	3-5-0	2-0-0	22-10-2	4-3-1	2-3-0
LMU (CA)	12/02/2023	73-59	W	7-1-2	20-3-2	0-0-3	10-6-2	0-1-0	DNP	12-2-0	0-1-0	5-3-5	8-7-3	3-1-0
UC Davis	12/06/2023	80-68	W	13-2-0	13-5-1	2-1-1	3-2-2	DNP	DNP	11-8-1	2-0-0	25-4-3	3-4-1	0-3-0
vs Drake	12/09/2023	53-72	L	2-2-0	10-1-0	10-6-1	2-4-1	0-0-0	DNP	8-7-0	0-0-0	8-7-3	4-6-3	0-0-1
Weber St.	12/13/2023	72-55	W	6-1-0	13-2-2	5-3-5	10-1-4	2-0-0	DNP	11-5-3	0-0-0	15-5-5	0-4-1	0-2-1
at Hawaii	12/17/2023	72-66	W	2-2-0	16-2-0	7-1-0	10-5-0	0-1-0	DNP	11-7-4	0-0-0	12-4-4	4-5-1	0-0-0
vs Temple	12/21/2023	80-56	W	2-1-0	22-2-1	0-1-0	9-1-0	0-1-0	DNP	19-16-0	0-1-0	16-9-5	4-9-3	DNP
vs TCU	12/22/2023	88-75	W	3-0-0	25-6-1	6-1-3	10-1-1	DNP	DNP	14-5-1	0-0-0	14-2-6	13-7-0	0-1-0
vs Georgia Tech	12/24/2023	72-64	W	6-0-0	20-4-0	0-1-2	2-4-1	DNP	DNP	9-8-1	DNP	30-5-4	4-2-0	DNP
Fresno Pacific	12/30/2023	92-59	W	18-3-0	22-1-1	0-0-3	8-4-1	0-0-2	DNP	5-4-2	0-1-0	7-5-7	5-4-4	4-4-0
at Fresno St.	01/06/2024	72-57	W	11-0-0	17-2-0	0-2-2	10-3-3	DNP	DNP	9-6-1	DNP	18-7-4	2-6-0	2-0-0
Air Force	01/09/2024	67-54	W	3-1-0	14-4-0	3-2-2	7-3-4	DNP	DNP	12-10-3	DNP	22-3-3	2-0-3	DNP
Boise St.	01/12/2024	56-64	L	0-0-0	14-1-4	3-1-0	8-6-3	DNP	DNP	12-5-2	DNP	15-3-3	0-4-0	DNP
at San Diego St.	01/17/2024	59-71	L	1-1-1	9-4-0	2-0-0	16-4-0	DNP	DNP	2-2-1	DNP	14-5-7	3-3-2	4-2-0
at Wyoming	01/20/2024	93-98	L	0-1-1	20-0-0	5-1-2	23-5-4	DNP	DNP	19-5-0	0-1-0	9-3-8	2-5-3	0-1-0
Colorado St.	01/24/2024	77-64	W	1-1-3	28-3-2	DNP	5-5-7	DNP	DNP	10-7-1	DNP	20-5-5	0-6-1	DNP
at New Mexico	01/28/2024	55-89	L	5-0-2	9-3-2	4-1-0	7-3-2	2-0-0	DNP	6-7-0	0-1-0	9-4-1	2-1-1	0-0-0
San Jose St.	02/02/2024	90-60	W	1-4-5	20-4-3	12-2-0	3-5-3	0-1-0	DNP	22-11-3	2-0-0	10-1-6	4-3-1	3-3-0
at Utah St.	02/06/2024	77-63	W	0-0-1	9-1-4	5-4-4	8-4-2	DNP	DNP	25-10-1	DNP	18-3-4	7-2-1	DNP
San Diego St.	02/09/2024	70-66	Wot	2-1-0	15-5-2	4-2-2	7-3-4	DNP	DNP	14-5-1	DNP	22-4-1	2-6-4	2-1-0
New Mexico	02/13/2024	82-83	L	9-0-4	19-2-2	0-1-1	5-3-3	DNP	DNP	19-7-1	DNP	17-6-7	2-8-1	DNP
at UNLV	02/17/2024	69-66	W	0-1-0	18-2-0	2-1-1	6-4-3	DNP	DNP	19-11-3	DNP	12-9-2	6-5-3	DNP
Wyoming	02/20/2024	76-58	W	0-1-2	19-3-1	5-1-1	20-1-4	0-0-0	DNP	11-5-1	1-0-0	10-6-8	2-3-1	0-0-0
at San Jose St.	02/23/2024	84-63	W	18-1-2	20-1-1	0-0-1	12-9-8	DNP	DNP	23-15-0	DNP	4-5-9	3-10-1	DNP
at Colorado St.	02/27/2024	77-74	W	14-2-1	23-7-3	6-1-1	16-4-2	DNP	DNP	2-12-1	DNP	DNP	13-3-2	DNP
Fresno St.	03/01/2024	74-66	W	12-1-4	21-2-2	7-3-3	6-6-6	DNP	DNP	19-6-3	DNP	DNP	3-7-4	DNP
at Boise St.	03/05/2024	76-66	W	26-2-2	19-3-3	0-1-2	4-1-3	DNP	DNP	6-3-1	DNP	11-3-0	3-3-0	DNP
UNLV	03/09/2024	75-65	W	0-1-2	26-3-1	7-0-0	7-7-2	DNP	DNP	11-10-3	DNP	16-3-9	6-4-1	DNP



2023-24 PER 40 MIN



2023-24 Nevada Men's Basketball Season Box - Average per 40 Minutes All games

Page 1/1
as of Mar 13, 2024

##	Player	min	fgm	fga	pct	3fgm	3fga	pct	ftm	fta	pct	oreb	dreb	treb	pf	a	to	blk	stl	pts
13	BLACKSHEAR, Kenan	40	7.3	14.7	.494	0.2	1.1	.192	5.0	7.7	.653	1.0	5.4	6.4	3.4	6.3	3.6	0.6	1.8	19.8
12	COLEMAN, Jeriah	40	3.1	8.5	.364	0.0	0.0	.000	3.1	6.9	.444	4.6	6.9	11.5	3.1	0.0	2.3	5.4	0.0	9.2
4	COLEMAN, Tre	40	4.1	8.9	.458	1.5	4.2	.356	1.7	2.4	.712	1.2	3.8	5.0	2.5	3.8	1.9	0.9	1.7	11.4
11	DAVIDSON, Nick	40	6.1	11.2	.547	1.0	3.6	.289	3.7	4.8	.759	2.6	7.6	10.2	3.4	1.9	1.7	1.0	0.9	16.9
20	FOSTER, Daniel	40	2.5	5.0	.500	0.6	1.6	.357	2.2	3.0	.709	2.2	5.9	8.0	3.5	2.8	1.4	0.7	1.4	7.7
23	GARDNER, Jazz	40	6.8	15.2	.449	0.6	3.4	.182	1.2	2.8	.444	4.7	7.8	12.4	4.3	0.9	2.8	0.9	0.3	15.5
24	HYMES, Isaac	40	11.0	11.0	1.000	11.0	11.0	1.000	0.0	0.0	.000	0.0	11.0	11.0	0.0	0.0	0.0	0.0	0.0	33.0
42	HYMES, K.J.	40	4.8	7.9	.613	0.0	0.1	.000	5.0	9.1	.551	2.8	4.7	7.5	6.8	0.8	2.4	2.2	0.5	14.7
2	LUCAS, Jarod	40	6.6	15.6	.422	2.9	7.3	.401	6.0	6.7	.901	0.7	2.8	3.4	1.8	1.8	1.2	0.0	1.0	22.1
0	MCINTOSH, Hunter	40	4.4	9.7	.449	3.1	6.9	.449	1.4	1.9	.741	0.5	2.2	2.7	4.1	2.8	0.8	0.0	1.1	13.2
33	POPE, Tylan	40	6.3	13.0	.482	0.5	2.1	.222	1.6	2.8	.583	2.8	5.8	8.6	5.8	0.9	1.9	1.4	0.9	14.6
5	ROBINSON, Amire	40	1.9	3.2	.600	0.0	1.3	.000	0.0	0.0	.000	0.6	5.7	6.3	3.8	1.9	0.6	0.6	0.0	3.8
3	ROLISON, Tyler	40	3.6	9.6	.375	1.6	4.0	.400	3.3	4.3	.767	0.5	4.3	4.8	4.8	4.8	2.1	0.1	2.0	12.1
10	WIGINGTON, Snookey	40	0.0	22.0	.000	0.0	11.0	.000	0.0	0.0	.000	0.0	0.0	0.0	11.0	11.0	0.0	0.0	0.0	0.0

Note: All statistics are pro-rated based on an average per 40-minute game.

MW COMBINED STATS



2023-24 Nevada Men's Basketball Combined Team Statistics In Conference games

Page 1/1
as of Mar 13, 2024

Game Records

Record	Overall	Home	Away	Neutral
ALL GAMES	13-5	7-2	6-3	0-0
CONFERENCE	13-5	7-2	6-3	0-0
NON-CONFERENCE	0-0	0-0	0-0	0-0

Score by Periods

Team	1st	2nd	OT	TOT
Nevada	619	700	10	1329
Opponents	554	667	6	1227

Team Box Score

No.	Player	Total			3-Point		F-Throw		Rebounds				Other				PTS	AVG				
		GP-GS	MIN	AVG	FG-FGA	FG%	3FG-3FGA	3FG%	FT-FTA	FT%	OFF	DEF	TOT	AVG	PF	DQ			A	TO	BLK	STL
2	LUCAS, Jarod	18-18	589:39	32.8	99-232	.427	45-106	.425	77-88	.875	6	44	50	2.8	35	0	30	15	0	16	320	17.8
13	BLACKSHEAR, Kenan	16-16	492:37	30.8	80-176	.455	3-16	.188	64-98	.653	13	57	70	4.4	44	2	77	46	6	25	227	14.2
11	DAVIDSON, Nick	18-18	562:41	31.3	87-159	.547	17-54	.315	50-67	.746	34	103	137	7.6	45	0	26	28	9	12	241	13.4
4	COLEMAN, Tre	18-18	582:60	32.4	59-127	.465	29-67	.433	23-36	.639	23	53	76	4.2	29	1	63	25	14	25	170	9.4
0	MCINTOSH, Hunter	18-2	323:08	18.0	33-77	.429	26-55	.473	11-15	.733	3	15	18	1.0	31	0	30	6	0	9	103	5.7
42	HYMES, K.J.	18-18	290:14	16.1	28-47	.596	0-0	.000	26-51	.510	20	29	49	2.7	55	4	8	21	20	5	82	4.6
3	ROLISON, Tyler	17-0	200:19	11.8	19-47	.404	7-21	.333	20-26	.769	4	19	23	1.4	23	0	22	11	0	10	65	3.8
20	FOSTER, Daniel	18-0	421:29	23.4	19-42	.452	5-15	.333	19-21	.905	22	57	79	4.4	41	1	29	16	6	13	62	3.4
33	POPE, Tylan	15-0	111:01	7.4	19-36	.528	2-6	.333	3-7	.429	7	19	26	1.7	18	0	2	5	4	3	43	2.9
23	GARDNER, Jazz	7-0	30:30	4.4	4-10	.400	0-2	.000	3-6	.500	4	3	7	1.0	1	0	0	1	1	0	11	1.6
12	COLEMAN, Jeriah	4-0	08:27	2.1	1-1	1.000	0-0	.000	1-3	.333	1	1	2	0.5	0	0	0	0	0	0	3	0.8
5	ROBINSON, Amire	3-0	11:55	4.0	1-1	1.000	0-0	.000	0-0	.000	0	1	1	0.3	0	0	0	1	0	0	2	0.7
Team											19	28	47				8					
Total		18	3625		449-955	.470	134-342	.392	297-418	.711	156	429	585	32.5	322	8	287	183	60	118	1329	73.8
Opponents		18	3625		425-976	.435	126-387	.326	251-346	.725	170	407	577	32.1	361	8	238	205	39	90	1227	68.2

Team Statistics

	NEVADA	OPP
Scoring	1329	1227
Points per game	73.8	68.2
Scoring margin	+5.7	-
Field goals-att	449-955	425-976
Field goal pct	.470	.435
3 point fg-att	134-342	126-387
3-point FG pct	.392	.326
3-pt FG made per game	7.4	7.0
Free throws-att	297-418	251-346
Free throw pct	.711	.725
F-Throws made per game	16.5	13.9
Rebounds	585	577
Rebounds per game	32.5	32.1
Rebounding margin	+0.4	-
Assists	287	238
Assists per game	15.9	13.2
Turnovers	183	205
Turnovers per game	10.2	11.4
Turnover margin	+1.2	-
Assist/turnover ratio	1.6	1.2
Steals	118	90
Steals per game	6.6	5.0
Blocks	60	39
Blocks per game	3.3	2.2
Winning streak	7	-
Home win streak	3	-
Attendance	85298	75520
Home games-Avg/Game	9-9478	9-8391
Neutral site-Avg/Game	-	0-0

Team Results

Date	Opponent		Score	Att.
01/06/2024	at Fresno St.	W	72-57	5083
01/09/2024	Air Force	W	67-54	7645
01/12/2024	Boise St.	L	56-64	10191
01/17/2024	at San Diego St.	L	59-71	12414
01/20/2024	at Wyoming	L	93-98	4136
01/24/2024	Colorado St.	W	77-64	9029
01/28/2024	at New Mexico	L	55-89	15021
02/02/2024	San Jose St.	W	90-60	8512
02/06/2024	at Utah St.	W	77-63	8860
02/09/2024	San Diego St.	Wot	70-66	11394
02/13/2024	New Mexico	L	82-83	8293
02/17/2024	at UNLV	W	69-66	9517
02/20/2024	Wyoming	W	76-58	8604
02/23/2024	at San Jose St.	W	84-63	2177
02/27/2024	at Colorado St.	W	77-74	7070
03/01/2024	Fresno St.	W	74-66	9753
03/05/2024	at Boise St.	W	76-66	11242
03/09/2024	UNLV	W	75-65	11877

MW TEAM STATS



2023-24 Nevada Men's Basketball Overall Team Statistics In Conference games

Page 1/1
as of Mar 13, 2024

Team Statistics

	NEVADA	OPP
Scoring	1329	1227
Points per game	73.8	68.2
Scoring margin	+5.7	-
Field goals-att	449-955	425-976
Field goal pct	.470	.435
3 point fg-att	134-342	126-387
3-point FG pct	.392	.326
3-pt FG made per game	7.4	7.0
Free throws-att	297-418	251-346
Free throw pct	.711	.725
F-Throws made per game	16.5	13.9
Rebounds	585	577
Rebounds per game	32.5	32.1
Rebounding margin	+0.4	-
Assists	287	238
Assists per game	15.9	13.2
Turnovers	183	205
Turnovers per game	10.2	11.4
Turnover margin	+1.2	-
Assist/turnover ratio	1.6	1.2
Steals	118	90
Steals per game	6.6	5.0
Blocks	60	39
Blocks per game	3.3	2.2
Winning streak	7	-
Home win streak	3	-
Attendance	85298	75520
Home games-Avg/Game	9-9478	9-8391
Neutral site-Avg/Game	-	0-0

Score by Periods

Team	1st	2nd	OT	TOT
Nevada	619	700	10	1329
Opponents	554	667	6	1227

2023-24 BOX SCORES



Official Basketball Box Score - Final
Sacramento St. at Nevada
 11/07/23 Lawlor Events Center, Reno
 2023-24 Men's Basketball

Game Time: 7:00 PM
 Game Duration: 2:01
 Attendance: 4,875

Officials: Kipp Kissinger, Brooks Wells, Keith Kimble

NO.	Name	Min	FG		3P		FT		Rebounds		Fouls		TP	AS	TO	ST	Blocks		+/-
			M-A	M-A	M-A	M-A	OR	DR	OR	DR	PF	FD					BS	BA	
15	Jacob Holt	05:47	0-1	0-0	0-0	0-1	1	1	3	1	0	0	0	0	0	0	1	0	-8
31	Duncan Powell	27:24	6-11	1-4	2-3	1	7	8	4	2	15	1	2	0	1	0	1	0	-7
1	Brandon Betson	29:40	1-10	1-9	2-2	0	2	2	3	3	5	4	3	1	0	1	0	1	-8
4	Alex Kovatchev	28:10	3-7	2-5	0-0	0	3	3	4	1	8	3	2	0	0	0	0	0	-12
2	Zee Hamoda	26:21	4-11	3-7	0-0	0	3	3	5	1	11	2	2	1	0	0	0	0	-16
25	Bowyn Beatty	20:36	2-6	0-0	2-2	3	4	7	2	4	6	2	3	0	0	0	0	0	-2
2	Balley Nunn	10:20	2-4	1-2	0-0	0	0	0	0	2	5	2	0	0	0	0	0	0	-6
20	Austin Patterson	25:52	3-6	3-6	0-0	1	1	2	2	1	9	2	1	0	1	0	0	0	-3
10	Emil Skytta	12:36	1-4	0-0	0-1	1	2	0	1	2	0	0	0	0	0	0	0	0	-9
3	Akol Mawein	12:14	1-2	0-0	0-0	0	2	2	1	0	2	0	0	0	0	0	0	0	1
Team																			
Totals		23:42	11-33	6-8	11	26	37	24	16	63	16	13	2	4	2	1	4	2	-14

Technical Fouls: NONE

NO.	Name	Min	FG		3P		FT		Rebounds		Fouls		TP	AS	TO	ST	Blocks		+/-
			M-A	M-A	M-A	M-A	OR	DR	OR	DR	PF	FD					BS	BA	
4	Tre Coleman	30:21	1-5	0-2	2-2	1	1	2	2	2	4	2	3	0	1	0	1	12	
11	Nick Davidson	17:48	3-5	0-1	4-4	2	3	5	4	3	10	1	0	0	1	0	0	11	
42	K.J. Hymes	18:07	1-3	0-0	2-7	2	3	5	2	5	4	0	1	0	0	1	0	3	
2	Jarod Lucas	34:52	4-14	1-6	9-9	0	4	4	1	8	18	4	0	1	0	0	0	-3	
13	Kenan Blackshear	27:45	6-12	0-1	2-2	1	6	7	2	1	14	3	2	1	0	0	13		
23	Jazz Gardner	14:45	3-6	1-2	0-0	3	5	8	0	1	7	0	0	0	0	1	1	9	
0	Hunter McIntosh	25:34	5-8	2-3	0-0	0	1	1	3	0	12	1	1	0	0	0	0	13	
20	Daniel Foster	15:41	3-4	0-0	0-1	1	1	1	3	0	6	1	1	0	0	1	2	2	
3	Tyler Rolison	12:12	0-2	0-0	2-2	0	0	0	1	1	2	3	0	1	0	0	1	1	
5	Amire Robinson	02:56	0-0	0-0	0-0	0	0	0	0	0	1	0	0	0	0	0	0	5	
Team																			
Totals		26:59	4-15	2-17	11	29	40	16	24	17	77	17	7	8	2	4	14	14	

Technical Fouls: NONE

SAC	NEV	Points from		Period by Period Scoring				
		1st	2nd	TOT	TOT			
Biggest lead	3 (1 st 9:57)	17 (2 nd 10:30)	Turnovers	7	16	30	33	63
Best Scoring Run	12 (2 nd 7:04)	7 (1 st 5:46)	Paint	20	32	39	38	77
Lead Changes	8		Second Chance	8	9			
Times Tied	3		Fast Breaks	7	4			
Time with Lead	03:06	34:26	Bench	24	27			



Official Basketball Box Score - Final
Pacific at Nevada
 11/15/23 Lawlor Events Center, Reno
 2023-24 Men's Basketball

Game Time: 7:00 PM
 Game Duration: 1:54
 Attendance: 4,131

Officials: Michael Irving, Eric Curry, Randy Richardson

NO.	Name	Min	FG		3P		FT		Rebounds		Fouls		TP	AS	TO	ST	Blocks		+/-
			M-A	M-A	M-A	M-A	OR	DR	OR	DR	PF	FD					BS	BA	
13	Cam Denson	19:20	2-6	1-2	0-4	0	2	2	2	3	5	1	2	0	0	3	0	25	
34	Makai Richards	11:25	0-1	0-0	0-0	0	1	1	2	0	0	0	1	1	2	1	0	-7	
1	Donovan Williams	22:22	0-6	0-4	1-2	0	1	1	0	1	2	1	0	0	0	0	1	-34	
3	Tyler Beard	20:40	2-6	0-4	0-0	0	2	2	0	4	0	1	1	0	0	0	0	-33	
4	Moe Odum	16:44	0-4	0-1	0-0	0	0	0	0	0	2	0	1	0	1	0	0	-29	
11	Burke Smith	12:06	0-1	0-0	0-3	0	2	3	2	0	1	2	0	1	0	0	0	-20	
33	Judson Martindale	20:28	2-6	1-3	2-2	1	3	4	2	1	7	0	1	0	0	0	0	35	
0	Greg Outlaw	15:47	2-7	0-2	2-2	2	0	2	2	2	6	1	2	2	0	1	0	-18	
5	Lesown Hallums Jr.	13:04	1-6	1-2	0-0	0	3	3	0	1	3	0	0	0	0	0	0	-15	
21	William Garcia Adsten	14:12	1-4	0-1	0-1	1	2	3	2	2	2	0	1	1	0	0	0	-6	
2	Jalen Brown	20:07	1-5	1-0	0-0	3	3	3	2	1	3	0	1	0	0	0	0	-20	
30	Tan Yildizoglu	11:20	3-5	0-1	2-4	1	1	2	1	2	8	0	1	0	0	0	0	-5	
14	Greydon Edwards	02:25	0-0	0-0	0-0	0	0	0	0	0	0	0	0	0	0	0	0	2	
Team																			
Totals		14:57	4-25	7-18	7	20	27	18	17	39	7	13	6	3	10	4	9	-49	

Technical Fouls: NONE

NO.	Name	Min	FG		3P		FT		Rebounds		Fouls		TP	AS	TO	ST	Blocks		+/-
			M-A	M-A	M-A	M-A	OR	DR	OR	DR	PF	FD					BS	BA	
4	Tre Coleman	20:19	3-4	0-1	2-3	0	1	1	3	3	8	2	0	1	1	0	1	29	
11	Nick Davidson	18:44	4-7	1-2	2-2	3	6	9	2	11	2	1	0	0	3	0	36		
42	K.J. Hymes	12:41	3-4	0-1	0-0	1	3	4	3	1	6	0	0	0	1	0	19		
2	Jarod Lucas	22:35	4-13	2-7	2-2	2	3	5	0	13	1	2	0	0	0	0	28		
13	Kenan Blackshear	20:21	6-10	0-1	0-0	0	3	3	2	0	12	5	1	3	1	0	38		
23	Jazz Gardner	12:55	4-6	0-1	0-1	3	4	7	1	8	1	0	0	0	0	0	14		
0	Hunter McIntosh	13:36	1-3	1-3	0-0	0	1	1	2	1	3	1	1	0	0	0	9		
3	Tyler Rolison	23:50	4-9	1-1	3-3	0	5	5	2	12	3	3	1	0	0	0	24		
20	Daniel Foster	20:42	2-3	0-0	2-3	0	4	4	0	2	6	0	0	0	0	1	22		
5	Amire Robinson	16:45	1-2	0-1	0-0	0	4	4	1	0	2	1	0	0	1	0	18		
12	Jeriah Coleman	10:06	1-3	0-0	3-4	3	4	7	1	3	5	0	2	0	3	2	6		
10	Snookey Wington	03:38	0-2	0-1	0-0	0	0	0	0	1	0	1	0	0	0	0	1		
24	Isaac Hymes	03:38	1-1	1-1	0-0	0	1	1	0	0	3	0	0	0	0	0	1		
Team																			
Totals		34:67	6-20	14-18	12	39	51	18	18	88	17	10	5	10	3	4	49		

Technical Fouls: Blackshear 1st 14:20

UOP	NEV	Points from		Period by Period Scoring				
		1st	2nd	TOT	TOT			
Biggest lead	1 (1 st 19:11)	51 (2 nd 2:52)	Turnovers	10	19	15	24	39
Best Scoring Run	6 (2 nd 16:15)	15 (1 st 8:10)	Paint	20	44			
Lead Changes	2		Second Chance	4	11			
Times Tied	0		Fast Breaks	3	10			
Time with Lead	00:18	39:17	Bench	29	39			



Official Basketball Box Score - Final
Nevada at Washington
 11/12/23 Alaska Airlines Arena, Seattle, Wash.
 2023-24 Men's Basketball

Game Time: 7:00 PM
 Game Duration: 2:05
 Attendance: 4,674

Officials: Michael Reed, Mike Littlewood, Tony Pallas

NO.	Name	Min	FG		3P		FT		Rebounds		Fouls		TP	AS	TO	ST	Blocks		+/-
			M-A	M-A	M-A	M-A	OR	DR	OR	DR	PF	FD					BS	BA	
4	Tre Coleman	33:56	3-9	0-1	2-3	2	7	9	2	3	8	2	2	1	0	3	7		
11	Nick Davidson	31:46	4-10	0-3	5-5	3	6	9	1	4	13	0	0	2	0	1	5		
42	K.J. Hymes	10:31	2-2	0-0	0-0	0	1	1	3	1	4	0	0	0	0	0	0	7	
2	Jarod Lucas	36:28	3-12	1-6	6-6	0	1	1	2	7	13	0	1	0	0	0	6		
13	Kenan Blackshear	36:38	12-22	0-0	7-10	1	5	6	3	6	31	5	1	1	0	2	10		
23	Jazz Gardner	07:23	1-3	0-1	0-0	1	0	1	2	0	2	0	0	0	0	0	0	-4	
20	Daniel Foster	14:54	1-2	0-1	0-0	0	1	1	2	0	2	0	0	1	0	0	0	-3	
0	Hunter McIntosh	21:18	3-4	1-2	1-2	0	4	4	2	2	8	1	1	0	0	0	0	9	
3	Tyler Rolison	03:22	1-1	0-0	0-0	0	1	1	3	0	2	0	1	0	0	0	0	-3	
5	Amire Robinson	01:40	0-0	0-0	0-0	0	1	1	0	1	0	0	0	0	0	0	0	0	
12	Jeriah Coleman	02:04	0-0	0-0	0-0	0	0	0	0	0	0	0	0	0	0	0	0	1	
Team																			
Totals		30:65	2-14	21-26	10	26	36	21	23	83	8	6	5	0	6	7	7		

Technical Fouls: NONE

NO.	Name	Min	FG		3P		FT		Rebounds		Fouls		TP	AS	TO	ST	Blocks		+/-
			M-A	M-A	M-A	M-A	OR	DR											

2023-24 BOX SCORES



Official Basketball Box Score - Final
Montana at Nevada
11/29/23 Lawlor Events Center, Reno
2023-24 Men's Basketball

Game Time: 7:00 PM
Game Duration: 2:07
Attendance: 6,918

Officials: Martin Chichocki, Glen Mayberry, Johnny Harrington

Montana - 66

Record: 2-4

Table with columns: NO. Name, Min, FG, 3P, FT, Rebounds, Fouls, TP, AS, TO, ST, Blocks, +/-

Shooting By Period table with columns: 1st FG%, 1st FT%, 2nd FG%, 2nd FT%, GM FG%, GM FT%

Technical Fouls: NONE

Nevada - 77

Record: 5-0

Table with columns: NO. Name, Min, FG, 3P, FT, Rebounds, Fouls, TP, AS, TO, ST, Blocks, +/-

Shooting By Period table with columns: 1st FG%, 1st FT%, 2nd FG%, 2nd FT%, GM FG%, GM FT%

Technical Fouls: Coach 2nd 12:36

Summary table with columns: MON, NEV, Points from, Turnovers, Paint, Second Chance, Fast Breaks, Bench



Official Basketball Box Score - Final
LMU (CA) at Nevada
12/02/23 Lawlor Events Center, Reno
2023-24 Men's Basketball

Game Time: 7:00 PM
Game Duration: 2:03
Attendance: 7,861

Officials: DG Nelson, Daryl Gelinas, Rick Batsell

LMU (CA) - 59

Record: 5-4

Table with columns: NO. Name, Min, FG, 3P, FT, Rebounds, Fouls, TP, AS, TO, ST, Blocks, +/-

Shooting By Period table with columns: 1st FG%, 1st FT%, 2nd FG%, 2nd FT%, GM FG%, GM FT%

Technical Fouls: NONE

Nevada - 73

Record: 6-0

Table with columns: NO. Name, Min, FG, 3P, FT, Rebounds, Fouls, TP, AS, TO, ST, Blocks, +/-

Shooting By Period table with columns: 1st FG%, 1st FT%, 2nd FG%, 2nd FT%, GM FG%, GM FT%

Technical Fouls: NONE

Summary table with columns: LMU, NEV, Biggest lead, Turnovers, Best Scoring Run, Lead Changes, Times Tied, Time with Lead



Official Basketball Box Score - Final
UC Davis at Nevada
12/06/23 Lawlor Events Center, Reno
2023-24 Men's Basketball

Game Time: 6:00 PM
Game Duration: 2:15
Attendance: 7,312

Officials: Nate Harris, Ryan Holmes, Mark Fulton

UC Davis - 68

Record: 3-4

Table with columns: NO. Name, Min, FG, 3P, FT, Rebounds, Fouls, TP, AS, TO, ST, Blocks, +/-

Shooting By Period table with columns: 1st FG%, 1st FT%, 2nd FG%, 2nd FT%, GM FG%, GM FT%

Technical Fouls: Pepper 1st 15:49; Johnson 1st 12:13; Coach 2nd 2nd 11:51

Nevada - 80

Record: 7-0

Table with columns: NO. Name, Min, FG, 3P, FT, Rebounds, Fouls, TP, AS, TO, ST, Blocks, +/-

Shooting By Period table with columns: 1st FG%, 1st FT%, 2nd FG%, 2nd FT%, GM FG%, GM FT%

Technical Fouls: Hymes 1st 15:49

Summary table with columns: UCD, NEV, Biggest lead, Turnovers, Best Scoring Run, Lead Changes, Times Tied, Time with Lead



Official Basketball Box Score - Final
Drake at Nevada
12/09/23 Dolar Loan Center, Henderson
2023-24 Men's Basketball

Game Time: 4:30 PM
Game Duration: 1:52

Officials: David Hall, Kelly Pfeifer, Randy Heimertman

Drake - 72

Record: 9-1

Table with columns: NO. Name, Min, FG, 3P, FT, Rebounds, Fouls, TP, AS, TO, ST, Blocks, +/-

Shooting By Period table with columns: 1st FG%, 1st FT%, 2nd FG%, 2nd FT%, GM FG%, GM FT%

Technical Fouls: Wright 1st 15:58

Nevada - 53

Record: 7-1

Table with columns: NO. Name, Min, FG, 3P, FT, Rebounds, Fouls, TP, AS, TO, ST, Blocks, +/-

Shooting By Period table with columns: 1st FG%, 1st FT%, 2nd FG%, 2nd FT%, GM FG%, GM FT%

Technical Fouls: Lucas 1st 15:58; Blackshear 2nd 8:06

Summary table with columns: DRK, NEV, Biggest lead, Turnovers, Best Scoring Run, Lead Changes, Times Tied, Time with Lead

2023-24 BOX SCORES



Official Basketball Box Score - Final
Weber St. at Nevada
 12/13/23 Lawlor Events Center, Reno
 2023-24 Men's Basketball

Game Time: 7:00 PM
 Game Duration: 1:47
 Attendance: 7,062

Officials: Kipp Kissinger, Keith Kimble, Greg Nixon

Weber St. - 55 Record: 5-4

NO. Name	Min	FG		3P		FT		Rebounds		Fouls	TP	AS	TO	ST	Blocks		+/-
		M/A	M/A	M/A	M/A	OR	DR	PF	FD						BS	BA	
2 Dillon Jones	36:22	4-10	1-4	4-5	2-2	10	2	7	13	3	5	3	0	1	0	1	-16
4 Dyson Koehler	19:30	1-4	0-2	0-0	0	3	0	0	2	0	2	1	0	1	0	1	-8
20 Alex Tew	15:14	0-3	0-0	0-0	1	0	1	0	0	0	0	0	2	0	0	0	0
0 Blaise Threatt	30:28	8-12	2-3	0-0	2	2	2	0	18	4	1	1	0	1	0	1	-2
11 Steven Verplancken	33:51	4-10	2-6	0-0	1	2	3	1	10	0	1	0	0	1	0	1	23
32 Handj Tamba	14:47	1-2	0-0	0-2	0	3	3	2	1	2	0	1	0	0	0	1	0
3 KJ Cunningham	25:11	2-6	2-5	1-2	0	2	2	0	3	7	2	2	0	0	0	0	-10
8 Vjرامي Vartiainen	15:59	1-4	1-4	0-1	0	0	0	1	1	3	0	0	0	0	0	0	-19
31 Arnaud Jevanz	05:15	0-1	0-0	0-1	1	1	1	0	0	0	0	1	0	0	0	0	-14
30 Louie Jordan	02:25	0-0	0-0	0-0	0	1	1	0	0	0	0	0	0	0	0	0	-4
10 Marko Sarenac	00:58	0-0	0-0	0-0	0	1	1	0	0	0	0	0	0	0	0	0	2
Team					2	1	3		0								
Totals	21:52	8:24	5-11	8	24	32	15	14	55	9	15	7	0	5	1	17	

Shooting By Period

1 st FG%	9-26	34.6%
3PT%	4-13	30.8%
FT%	0-2	0%
2 nd FG%	12-26	46.2%
3PT%	4-11	36.4%
FT%	5-9	55.6%
GM FG%	21-52	40.4%
3PT%	8-24	33.3%
FT%	5-11	45.5%

Dead Ball Rebounds: 2, 0

Nevada - 72 Record: 8-1

NO. Name	Min	FG		3P		FT		Rebounds		Fouls	TP	AS	TO	ST	Blocks		+/-
		M/A	M/A	M/A	M/A	OR	DR	PF	FD						BS	BA	
4 Tre Coleman	31:16	4-8	2-6	0-0	1	1	2	10	4	1	4	1	4	0	0	8	
11 Nick Davidson	28:04	4-7	1-3	2-6	1	4	5	2	4	11	3	1	1	3	0	10	
42 K.J. Hymes	15:21	4-4	0-0	2-6	1	2	3	1	4	10	0	1	0	0	0	9	
2 Jarod Lucas	32:38	5-9	3-5	0-2	0	2	1	2	13	2	1	2	0	0	0	28	
13 Kenan Blackshear	27:36	6-11	1-3	2-2	0	5	3	2	15	5	4	1	2	0	0	10	
23 Jazz Gardner	06:47	0-1	0-1	0-0	0	2	2	1	0	0	1	2	0	0	0	8	
3 Tyler Rolison	16:05	2-4	0-1	1-1	0	3	3	1	5	5	0	0	0	0	0	3	
20 Daniel Foster	15:50	0-1	0-0	0-0	0	4	4	3	0	0	1	0	0	0	0	0	-9
0 Hunter McIntosh	19:31	2-3	2-3	0-0	0	1	1	0	6	0	1	0	0	0	0	0	-1
5 Amire Robinson	04:41	1-1	0-0	0-0	0	0	0	0	2	0	0	0	0	0	0	0	-2
12 Jeriah Coleman	02:11	0-0	0-0	0-0	0	0	0	0	0	0	0	0	0	0	0	0	-1
Team					0	3	3		0								
Totals	28:49	9:22	7:17	2	27	29	14	15	72	21	11	8	5	0	17		

Shooting By Period

1 st FG%	11-23	47.8%
3PT%	3-10	30.0%
FT%	4-10	40%
2 nd FG%	17-26	65.4%
3PT%	6-12	50.0%
FT%	3-7	42.9%
GM FG%	28-49	57.1%
3PT%	9-22	40.9%
FT%	7-17	41.2%

Dead Ball Rebounds: 5, 0

Technical Fouls: NONE

WSU	NEV	Points from Turnovers	Paint	Second Chance	Fast Breaks	Bench	Period by Period Scoring		
							1st	2nd	TOT
2 (1 st 17:38)	21 (2 nd 1:50)	9	16	9	4	12	22	28	55
6 (2 nd 7:00)	13 (2 nd 10:17)	22	8	5	3	29	43	72	



Official Basketball Box Score - Final
Nevada at Hawaii
 12/17/23 Simplot Arena at Stan Sheriff Center, Honolulu
 2023-24 Men's Basketball

Game Time: 5:00 PM
 Game Duration: 2:04
 Attendance: 4,794

Officials: Deron White, Randy Richardson, Casey McKelton

Nevada - 72 Record: 9-1

NO. Name	Min	FG		3P		FT		Rebounds		Fouls	TP	AS	TO	ST	Blocks		+/-
		M/A	M/A	M/A	M/A	OR	DR	PF	FD						BS	BA	
4 Tre Coleman	23:24	4-10	1-5	1-1	0	5	4	1	10	0	0	2	1	2	14		
11 Nick Davidson	28:52	4-7	0-1	3-3	2	5	7	3	2	11	4	1	1	2	0	12	
42 K.J. Hymes	18:25	2-3	0-0	0-0	6	1	4	5	2	8	10	0	0	1	1	-3	
2 Jarod Lucas	33:27	5-12	1-4	5-5	1	1	2	0	6	16	0	1	1	0	0	3	
13 Kenan Blackshear	33:39	5-18	0-0	2-3	1	3	4	3	12	4	0	0	0	1	2		
20 Daniel Foster	18:28	2-2	0-0	0-0	0	5	5	1	0	4	1	1	1	0	0	-8	
0 Hunter McIntosh	19:29	0-3	0-2	2-2	0	2	2	2	2	0	0	0	0	0	0	-2	
3 Tyler Rolison	16:01	3-4	1-2	0-0	0	1	1	0	7	0	2	1	1	0	9		
23 Jazz Gardner	02:48	0-0	0-0	0-0	0	0	0	1	0	0	1	0	0	0	0	-1	
5 Amire Robinson	02:15	0-0	0-0	0-0	0	1	1	0	0	0	0	0	0	0	0	-2	
12 Jeriah Coleman	03:12	0-0	0-0	0-0	0	0	0	0	1	0	0	0	0	0	0	6	
Team					4	1	5		0								
Totals	25:59	3:14	19:23	9	28	37	20	22	72	9	8	6	5	4	6		

Shooting By Period

1 st FG%	13-30	43.3%
3PT%	3-7	42.9%
FT%	7-9	77.8%
2 nd FG%	12-29	41.4%
3PT%	0-7	0.0%
FT%	12-14	85.7%
GM FG%	25-59	42.4%
3PT%	3-14	21.4%
FT%	19-23	82.6%

Dead Ball Rebounds: 0, 0

Hawaii - 66 Record: 7-2

NO. Name	Min	FG		3P		FT		Rebounds		Fouls	TP	AS	TO	ST	Blocks		+/-
		M/A	M/A	M/A	M/A	OR	DR	PF	FD						BS	BA	
1 Justin McKay	31:41	1-4	0-3	6-8	0	5	5	4	4	8	2	2	1	0	0	-1	
5 Bernardo Da Silva	22:41	7-8	0-0	3-8	3	7	10	5	5	17	0	2	0	0	0	-8	
3 Jovon McClanahan	28:26	0-0	0-0	4-5	1	3	4	2	4	1	2	0	0	1	2	4	
4 Noel Coleman	37:38	5-14	0-4	7-8	1	3	4	1	4	17	3	1	0	1	1	-8	
11 Matthew Cotton	31:10	3-8	2-5	0-0	1	4	5	3	0	8	0	0	0	0	1	-7	
55 Juan Munoz	11:34	1-3	1-2	2-3	0	1	1	1	5	2	3	0	0	0	0	-2	
23 Harry Seck	11:01	0-0	0-0	3-4	0	3	3	4	3	0	1	0	3	0	7		
14 Harry Roulhede	14:37	2-5	0-3	0-0	0	0	0	0	1	4	1	1	1	0	0	-10	
2 Tom Beattie	11:12	0-1	0-0	0-0	0	2	2	2	0	0	0	0	0	0	0	3	
Team					3	1	4		0								
Totals	19:47	9:17	25:36	9	29	38	22	66	9	12	2	4	5	6			

Shooting By Period

1 st FG%	11-31	35.5%
3PT%	3-13	23.1%
FT%	12-14	85.7%
2 nd FG%	8-16	50.0%
3PT%	0-4	0.0%
FT%	13-22	59.1%
GM FG%	19-47	40.4%
3PT%	3-17	17.6%
FT%	25-36	69.4%

Dead Ball Rebounds: 2, 0

Technical Fouls: NONE

Nevada	Hawaii	Points from Turnovers	Paint	Second Chance	Fast Breaks	Bench	Period by Period Scoring		
							1st	2nd	TOT
8 (2 nd 13:14)	6 (1 st 11:53)	14	7	14	3	30	36	66	
7 (1 st 6:59)	6 (1 st 11:53)	34	30	8	4	37	29	66	



Official Basketball Box Score - Final
Nevada at Temple
 12/21/23 Simplot Arena at Stan Sheriff Center, Honolulu
 2023-24 Men's Basketball

Game Time: 10:00 AM
 Game Duration: 1:58

Officials: Marquies Pettigrew, Nate Harris, Todd Ayo

Nevada - 80 Record: 10-1

NO. Name	Min	FG		3P		FT		Rebounds		Fouls	TP	AS	TO	ST	Blocks		+/-
		M/A	M/A	M/A	M/A	OR	DR	PF	FD						BS	BA	
4 Tre Coleman	27:39	3-7	0-2	3-3	0	1	1	2	3	9	0	0	1	0	0	21	
11 Nick Davidson	35:42	7-10	1-3	4-4	1	5	19	0	1	2	0	1	2	0	0	30	
2 Jarod Lucas	30:46	8-18	3-11	3-3	1	1	2	0	22	1	3	2	0	0	0	36	
13 Kenan Blackshear	32:22	5-10	1-2	5-6	4	9	2	5	16	5	4	0	1	0	0	26	
20 Daniel Foster	31:08	2-3	0-0	0-0	2	7	9	2	4	3	1	1					

2023-24 BOX SCORES



Official Basketball Box Score - Final
Nevada at Georgia Tech
 12/24/23 Smith Arena at Stan Sheriff Center, Honolulu
 2023-24 Men's Basketball

Game Time: 4:00 PM
 Game Duration: 1:57
 Attendance: 5,002

Officials: Tony Padilla, Marques Pettigrew, Larry Spaulding

Nevada - 72		Record: 12-1														
NO. Name	Min	FG M-A	3P M-A	FT M-A	Rebounds		Fouls	TP	AS	TO	ST	Blocks		+/-		
					OR	TOT						PF	FD		BS	BA
4 Tre Coleman	F 27:50	1-6	0-4	0-0	0	4	4	1	1	2	1	4	0	1	0	7
11 Nick Davidson	F 33:14	4-9	1-4	0-0	3	5	8	2	0	9	1	2	1	0	0	9
2 Jarod Lucas	G 34:40	7-13	4-7	2-2	1	3	4	1	1	20	0	0	0	0	1	7
13 Kenan Blackshear	G 34:19	11-14	0-1	8-11	0	5	5	3	9	30	4	5	2	1	0	11
20 Daniel Foster	G 24:35	1-2	0-1	2-5	1	1	2	4	2	4	0	1	0	0	0	3
0 Hunter McIntosh	12:29	2-3	2-3	0-0	0	0	0	2	0	6	0	0	0	0	0	-3
3 Tyler Rolison	09:46	0-2	0-1	0-0	0	1	1	2	0	0	2	0	1	0	0	3
33 Tylan Pope	16:21	0-3	0-1	0-0	2	2	4	3	0	0	1	0	0	2	4	4
42 K.J. Hymes	06:46	0-1	0-0	1-2	0	0	0	0	3	1	0	0	0	1	0	-1
Team					1	5	6	0	0	0	0	0	0	0	0	0
Totals		26-53	7-22	13-20	8	26	34	18	16	72	9	12	4	5	1	8

Shooting By Period		
1 st FG%	14-29	48.3%
3PT%	5-13	38.5%
FT%	3-5	60%
2 nd FG%	12-24	50.0%
3PT%	2-9	22.2%
FT%	10-15	66.7%
GM FG%	26-53	49.1%
3PT%	7-22	31.8%
FT%	13-20	65.0%

Dead Ball Rebounds: 5, 1

Technical Fouls: NONE

Georgia Tech - 64		Record: 8-4														
NO. Name	Min	FG M-A	3P M-A	FT M-A	Rebounds		Fouls	TP	AS	TO	ST	Blocks		+/-		
					OR	TOT						PF	FD		BS	BA
5 Tafara Gapare	F 18:37	0-4	0-2	0-0	0	2	2	1	0	0	0	0	0	0	1	-4
11 Nick Davidson	F 26:44	7-8	0-0	6-6	2	6	8	4	4	20	1	1	1	1	9	
2 Nailhan George	G 32:44	3-9	0-3	3-6	0	1	1	0	4	9	2	0	2	0	0	-7
13 Miles Kelly	G 33:56	3-15	1-9	3-6	0	5	5	2	10	3	3	0	0	2	-9	
14 Kwacive Reeves	G 30:12	3-8	2-5	1-1	1	3	4	3	6	0	2	1	0	0	-9	
12 Tyzhaun Claude	13:51	1-2	0-0	1-2	5	0	5	3	1	3	1	1	0	0	-15	
1 Kyle Sturdivant	15:09	2-5	1-3	0-0	0	1	1	0	0	5	1	1	0	0	-1	
3 Dallan "Deebo" Coleman	25:51	3-6	2-4	0-0	0	3	3	1	8	1	1	0	0	0	-3	
23 Ibrahim Sacko	02:57	0-0	0-0	0-0	0	0	0	0	0	0	0	0	0	0	-1	
Team					2	0	2	0	0	0	0	0	0	0	0	
Totals		22-57	6-26	14-21	10	21	31	16	18	64	9	9	4	1	5	

Shooting By Period		
1 st FG%	11-26	42.3%
3PT%	4-12	33.3%
FT%	4-6	66.7%
2 nd FG%	11-31	35.5%
3PT%	2-14	14.3%
FT%	10-15	66.7%
GM FG%	22-57	38.6%
3PT%	6-26	23.1%
FT%	14-21	66.7%

Dead Ball Rebounds: 5, 0

Technical Fouls: NONE

Points from Turnovers		Period by Period Scoring	
Nevada	GTE	1st	2nd
8 (2 nd 0:01)	6 (1 st 15:20)	36	36
7 (1 st 11:15)	8 (1 st 15:20)	30	34
3	3	64	64
2	2		
31:57	06:11		

Points from Turnovers		Period by Period Scoring	
Nevada	GTE	1st	2nd
8 (2 nd 0:01)	6 (1 st 15:20)	36	36
7 (1 st 11:15)	8 (1 st 15:20)	30	34
3	3	64	64
2	2		
31:57	06:11		

Points from Turnovers		Period by Period Scoring	
Nevada	GTE	1st	2nd
8 (2 nd 0:01)	6 (1 st 15:20)	36	36
7 (1 st 11:15)	8 (1 st 15:20)	30	34
3	3	64	64
2	2		
31:57	06:11		

Points from Turnovers		Period by Period Scoring	
Nevada	GTE	1st	2nd
8 (2 nd 0:01)	6 (1 st 15:20)	36	36
7 (1 st 11:15)	8 (1 st 15:20)	30	34
3	3	64	64
2	2		
31:57	06:11		

Points from Turnovers		Period by Period Scoring	
Nevada	GTE	1st	2nd
8 (2 nd 0:01)	6 (1 st 15:20)	36	36
7 (1 st 11:15)	8 (1 st 15:20)	30	34
3	3	64	64
2	2		
31:57	06:11		

Points from Turnovers		Period by Period Scoring	
Nevada	GTE	1st	2nd
8 (2 nd 0:01)	6 (1 st 15:20)	36	36
7 (1 st 11:15)	8 (1 st 15:20)	30	34
3	3	64	64
2	2		
31:57	06:11		

Points from Turnovers		Period by Period Scoring	
Nevada	GTE	1st	2nd
8 (2 nd 0:01)	6 (1 st 15:20)	36	36
7 (1 st 11:15)	8 (1 st 15:20)	30	34
3	3	64	64
2	2		
31:57	06:11		

Points from Turnovers		Period by Period Scoring	
Nevada	GTE	1st	2nd
8 (2 nd 0:01)	6 (1 st 15:20)	36	36
7 (1 st 11:15)	8 (1 st 15:20)	30	34
3	3	64	64
2	2		
31:57	06:11		

Points from Turnovers		Period by Period Scoring	
Nevada	GTE	1st	2nd
8 (2 nd 0:01)	6 (1 st 15:20)	36	36
7 (1 st 11:15)	8 (1 st 15:20)	30	34
3	3	64	64
2	2		
31:57	06:11		

Points from Turnovers		Period by Period Scoring	
Nevada	GTE	1st	2nd
8 (2 nd 0:01)	6 (1 st 15:20)	36	36
7 (1 st 11:15)	8 (1 st 15:20)	30	34
3	3	64	64
2	2		
31:57	06:11		

Points from Turnovers		Period by Period Scoring	
Nevada	GTE	1st	2nd
8 (2 nd 0:01)	6 (1 st 15:20)	36	36
7 (1 st 11:15)	8 (1 st 15:20)	30	34
3	3	64	64
2	2		
31:57	06:11		

Points from Turnovers		Period by Period Scoring	
Nevada	GTE	1st	2nd
8 (2 nd 0:01)	6 (1 st 15:20)	36	36
7 (1 st 11:15)	8 (1 st 15:20)	30	34
3	3	64	64
2	2		
31:57	06:11		

Points from Turnovers		Period by Period Scoring	
Nevada	GTE	1st	2nd
8 (2 nd 0:01)	6 (1 st 15:20)	36	36
7 (1 st 11:15)	8 (1 st 15:20)	30	34
3	3	64	64
2	2		
31:57	06:11		

Points from Turnovers		Period by Period Scoring	
Nevada	GTE	1st	2nd
8 (2 nd 0:01)	6 (1 st 15:20)	36	36
7 (1 st 11:15)	8 (1 st 15:20)	30	34
3	3	64	64
2	2		
31:57	06:11		

Points from Turnovers		Period by Period Scoring	
Nevada	GTE	1st	2nd
8 (2 nd 0:01)	6 (1 st 15:20)	36	36
7 (1 st 11:15)	8 (1 st 15:20)	30	34
3	3	64	64
2	2		
31:57	06:11		

Points from Turnovers		Period by Period Scoring	
Nevada	GTE	1st	2nd
8 (2 nd 0:01)	6 (1 st 15:20)	36	36
7 (1 st 11:15)	8 (1 st 15:20)	30	34
3	3	64	64
2	2		
31:57	06:11		

Points from Turnovers		Period by Period Scoring	
Nevada	GTE	1st	2nd
8 (2 nd 0:01)	6 (1 st 15:20)	36	36
7 (1 st 11:15)	8 (1 st 15:20)	30	34
3	3	64	64
2	2		
31:57	06:11		

Points from Turnovers		Period by Period Scoring	
Nevada	GTE	1st	2nd
8 (2 nd 0:01)	6 (1 st 15:20)	36	36
7 (1 st 11:15)	8 (1 st 15:20)	30	34
3	3	64	64
2	2		
31:57	06:11		

Points from Turnovers		Period by Period Scoring	
Nevada	GTE	1st	2nd
8 (2 nd 0:01)	6 (1 st 15:20)	36	36
7 (1 st 11:15)	8 (1 st 15:20)	30	34
3	3	64	64
2	2		
31:57	06:11		

Points from Turnovers		Period by Period Scoring	
Nevada	GTE	1st	2nd
8 (2 nd 0:01)	6 (1 st 15:20)	36	36
7 (1 st 11:15)	8 (1 st 15:20)	30	34
3	3	64	64
2	2		
31:57	06:11		

Points from Turnovers		Period by Period Scoring	
Nevada	GTE	1st	2nd
8 (2 nd 0:01)	6 (1 st 15:20)	36	3

2023-24 BOX SCORES



Official Basketball Box Score - Final
Nevada at New Mexico
 01/28/24 The PL Abuseque, NM
 2023-24 Men's Basketball

Game Time: 8:00 PM
 Game Duration: 1:55
 Attendance: 15,021

Officials: Tony Padilla, Marques Pettigrew, Gregory Nixon

NO. Name	Min	FG			3P			FT			Rebounds	Fouls	TP	AS	TO	ST	Blocks			+/-	
		M	A	%	M	A	%	O	D	TOT							BS	BA	BL		
4 Tre Coleman	F	32:50	3-6	0-1	0-0	1-6	2	2	1	7	2	2	2	1	0	0	25				
23 Nelly Joseph	F	25:27	2-3	0-1	0-0	1-6	7	2	6	0	2	1	0	0	0	26					
42 K.J. Hymes	F	19:01	2-3	0-0	2-2	5	2	7	2	6	1	4	0	2	0	10					
2 Jarod Lucas	G	25:23	3-13	2-7	1-2	1	2	3	1	0	9	2	0	0	0	26					
13 Kenan Blackshear	G	29:39	3-9	0-0	3-4	1	3	4	1	4	9	1	1	0	0	27					
20 Daniel Foster	G	11:38	1-2	0-0	0-0	1	0	1	3	0	2	1	1	0	0	5					
0 Hunter McIntosh	F	19:19	1-7	1-5	2-2	0	0	0	3	2	5	2	1	1	0	13					
33 Tylan Pope	F	12:10	2-6	0-0	1-2	1	3	4	1	1	5	0	0	1	1	6					
3 Tyler Rolison	F	16:11	1-3	0-1	2-3	0	1	1	0	2	4	0	2	0	0	11					
5 Amire Robinson	F	03:48	1-1	0-0	0-0	0	0	0	0	0	0	0	0	0	0	10					
23 Jazz Gardner	G	02:26	0-0	0-0	0-0	0	0	0	0	0	0	0	0	0	0	7					
12 Jeriah Coleman	G	02:08	0-0	0-0	0-1	0	1	1	0	1	0	0	0	0	0	4					
Totals		19:56	4-17	13-18	12	20	32	15	15	55	9	15	4	4	6	34					

Technical Fouls: NONE

NO. Name	Min	FG			3P			FT			Rebounds	Fouls	TP	AS	TO	ST	Blocks			+/-		
		M	A	%	M	A	%	O	D	TOT							BS	BA	BL			
15 JT Toppin	F	21:54	2-3	1-1	0-0	1	4	5	3	0	5	0	0	0	2	0	26					
23 Nelly Joseph	F	26:59	6-8	0-0	0-0	2	8	10	2	1	12	1	2	0	0	10						
2 Donovan Dent	G	28:23	5-8	0-1	1-2	0	2	2	2	11	4	2	0	2	0	24						
5 Jamal Mashburn Jr.	G	30:14	6-9	1-2	1-3	0	3	3	0	3	14	3	1	0	0	29						
10 Jaalen House	G	34:18	7-13	4-8	3-3	0	0	0	3	5	21	6	3	6	0	1	29					
22 Mustapha Anzil	G	21:16	3-7	2-4	3-3	1	1	2	3	11	1	1	0	0	0	11						
3 Tru Washington	F	18:54	3-6	1-3	2-2	0	3	3	1	9	2	0	0	0	0	14						
12 Isaac Mushila	F	07:25	0-1	0-0	0-0	0	2	2	0	0	0	0	1	1	0	0	14					
0 Jemarl Baker Jr.	F	05:45	2-2	2-2	0-0	0	0	0	0	0	6	0	0	0	0	9						
1 Braden Appelhans	F	02:26	0-1	0-1	0-0	0	2	2	1	0	0	0	0	0	0	7						
21 Sebastian Forsling	F	02:26	0-0	0-0	0-0	1	1	2	0	0	0	0	0	0	0	7						
Totals		34:58	11-22	10-14	6	27	33	16	15	89	18	10	9	6	4	34						

Technical Fouls: House 2nd 5:54

Biggest lead	NEV		UNM		Points from Turnovers	NEV	UNM	Period by Period Scoring		
	0 (1 st 20:00)	34 (2 nd 0:18)	7 (1 st 1:05)	10 (1 st 16:39)				1st	2nd	TOT
Best Scoring Run	7 (1 st 1:05)	10 (1 st 16:39)	Paint	26	30	NEV	24	31	55	
Lead Changes	0	0	Second Chance	13	10	UNM	38	51	89	
Times Tied	0	0	Fast Breaks	7	24					
Time with Lead	00:00	39:10	Bench	18	26					



Official Basketball Box Score - Final
San Jose St. at Nevada
 02/02/24 Lawler Events Center, Reno
 2023-24 Men's Basketball

Game Time: 8:00 PM
 Game Duration: 1:55
 Attendance: 8,512

Officials: Verne Harris, KP Kissinger, Michael Irving

NO. Name	Min	FG			3P			FT			Rebounds	Fouls	TP	AS	TO	ST	Blocks			+/-	
		M	A	%	M	A	%	O	D	TOT							BS	BA	BL		
5 Tibot Gorener	F	17:11	2-10	1-6	0-0	2	1	3	2	1	5	0	1	0	0	0	-23				
15 Trey Anderson	F	22:21	4-11	2-6	1-0	0	0	3	1	11	2	0	0	1	1	-13					
4 Adrame Diongue	C	12:45	1-3	0-0	0-0	2	4	6	4	1	2	1	1	0	0	-11					
0 Myron Arney Jr.	G	24:58	4-10	1-7	1-2	0	5	5	1	2	10	4	4	0	0	-33					
13 Alvaro Cardenas	G	30:49	5-9	3-4	1-2	1	3	2	4	14	3	1	1	0	0	-26					
23 Diego Soixas	G	11:29	0-1	0-1	0-0	1	1	2	0	0	1	1	0	0	0	-18					
1 Garrett Anderson	F	14:15	0-3	0-1	0-0	0	1	1	3	0	0	0	0	0	0	-15					
20 Christian Wise	F	21:27	2-2	0-0	0-0	2	4	6	4	0	4	0	1	1	2	0	-12				
6 Latrel Davis	F	19:06	4-6	1-1	1-4	0	1	1	0	3	10	1	0	0	0	-2					
2 Rickey Mitchell Jr.	Jr.	13:51	2-4	0-2	0-0	1	1	2	3	4	0	0	0	0	0	-3					
21 William Humer	F	08:49	0-1	0-0	0-0	1	0	1	0	1	0	1	0	0	0	-7					
24 Bennett Blackerby	G	02:59	0-0	0-0	0-0	0	0	0	0	0	0	0	0	0	0	-1					
Totals		24:60	8-28	4-9	11	20	31	24	13	60	12	10	3	3	2	-30					

Technical Fouls: NONE

NO. Name	Min	FG			3P			FT			Rebounds	Fouls	TP	AS	TO	ST	Blocks			+/-	
		M	A	%	M	A	%	O	D	TOT							BS	BA	BL		
4 Tre Coleman	F	26:45	1-7	1-5	0-0	1	4	5	1	0	3	3	0	2	1	0	36				
11 Nick Davidson	F	26:10	8-12	3-5	3-5	7	4	11	0	5	22	3	1	0	0	32					
42 K.J. Hymes	F	18:37	0-0	0-0	3-4	1	1	2	1	4	3	1	0	1	1	0	19				
2 Jarod Lucas	G	28:07	8-15	3-5	1-1	0	4	4	1	20	3	1	1	0	0	38					
13 Kenan Blackshear	G	17:07	4-5	1-1	1-4	0	1	1	4	3	10	6	1	1	0	21					
20 Daniel Foster	F	21:46	1-4	0-2	2-2	1	2	3	1	1	4	1	0	1	0	5					
0 Hunter McIntosh	F	15:09	0-2	0-1	1-2	1	3	4	0	1	5	0	0	0	0	-5					
33 Tylan Pope	F	14:22	4-4	1-1	1-3	1	2	3	2	3	10	1	1	0	0	2					
3 Tyler Rolison	F	18:03	2-6	2-3	6-8	0	2	3	4	12	0	0	0	1	0	9					
5 Amire Robinson	F	06:50	0-0	0-0	0-0	0	1	1	0	0	0	0	0	0	0	-8					
23 Jazz Gardner	G	04:56	0-4	0-0	3-4	3	0	3	0	2	3	0	0	0	0	-3					
12 Jeriah Coleman	G	02:08	1-1	0-0	0-0	0	0	0	0	0	2	0	0	0	0	3					
Totals		29:60	11-23	21-33	18	27	45	13	24	90	23	5	7	2	3	30					

Technical Fouls: NONE

Biggest lead	SJSU		NEV		Points from Turnovers	SJSU	NEV	Period by Period Scoring		
	1 (1 st 18:09)	43 (2 nd 15:58)	6	13				1st	2nd	TOT
Best Scoring Run	6 (2 nd 6:40)	18 (2 nd 15:58)	Paint	24	30	SJSU	24	36	60	
Lead Changes	2	2	Second Chance	5	21	NEV	49	41	90	
Times Tied	1	0	Fast Breaks	6	7					
Time with Lead	00:19	38:34	Bench	18	32					



Official Basketball Box Score - Final
Nevada at #22 Utah State
 02/06/24 Dee Glen Smith Security, Logan, Utah
 2023-24 Men's Basketball

Game Time: 7:00 PM
 Game Duration: 1:58
 Attendance: 8,880

Officials: Kevin Brill, Ryan Holmes, Scott Brown

NO. Name	Min	FG			3P			FT			Rebounds	Fouls	TP	AS	TO	ST	Blocks			+/-	
		M	A	%	M	A	%	O	D	TOT							BS	BA	BL		
4 Tre Coleman	F	30:40	3-5	1-1	1-1	1	3	4	2	2	8	2	1	2	1	9					
11 Nick Davidson	F	35:11	10-14	3-5	2-3	0	10	10	1	4	25	1	3	2	0	0	10				

2023-24 BOX SCORE



Official Basketball Box Score - Final
New Mexico at Nevada
 02/19/24 Lawlor Events Center, Reno
 2023-24 Men's Basketball

Game Time: 8:00 PM
 Game Duration: 2:03
 Attendance: 8,293

Officials: Tony Padilla, Ray Nasiri, Anthony Jordan

New Mexico - 83 Record: 20-5 (8-4)

NO. Name	Min	FG		3P		FT		Rebounds		Fouls		TP	AS	TO	ST	Blocks		+/-
		M-A	M-A	M-A	M-A	OR	DR	PF	FD	BS	BA							
15 JT Toppin	F 29:45	5-10	1-1	1-1	3 6	9	4	1	11	1	1	1	0	1	0	0	0	-3
23 Nelly Joseph	F 29:04	5-7	0-0	1-2	3 10	13	3	2	11	1	2	2	0	0	0	0	0	-8
2 Donovan Dent	G 27:38	4-5	0-0	1-6	0 0	0	2	5	9	7	2	1	0	0	0	0	0	2
5 Jamal Mashburn, Jr.	G 23:19	4-7	3-3	6-6	0 0	0	3	3	17	1	0	0	0	0	0	0	0	11
10 Jaelon House	G 31:17	6-14	1-4	0-0	0 0	0	4	1	13	4	1	1	0	1	0	0	0	-8
0 Jemarl Baker Jr.	G 22:37	2-5	2-4	0-0	2 2	2	2	0	0	0	0	0	0	0	0	0	0	1
22 Mustapha Amzil	21:11	4-9	3-6	1-2	2 3	5	2	1	12	1	1	0	0	0	0	0	0	13
3 Tru Washington	20:29	2-7	0-1	0-0	3 3	3	0	0	4	3	0	0	0	0	0	0	0	11
Team					2 2	4				0								
Totals		32-64	9-19	10-17	13 23	36	20	13	83	19	7	7	1	2	1	2	1	

Shooting By Period

1st FG%	19-31	61.3%
3PT%	5-9	55.6%
FT%	2-4	50%
2nd FG%	13-33	39.4%
3PT%	4-10	40.0%
FT%	8-13	61.5%
GM FG%	32-64	50.0%
3PT%	9-19	47.4%
FT%	10-17	58.8%

Dead Ball Rebounds: 4, 0

Nevada - 82 Record: 19-6 (6-5)

NO. Name	Min	FG		3P		FT		Rebounds		Fouls		TP	AS	TO	ST	Blocks		+/-
		M-A	M-A	M-A	M-A	OR	DR	PF	FD	BS	BA							
4 Tre Coleman	F 28:36	2-3	1-2	0-1	0 3	3	1	2	5	3	1	1	0	0	0	0	0	3
11 Nick Davidson	F 35:16	8-15	0-4	3-3	1 6	7	0	4	19	1	0	0	0	2	0	0	0	4
42 K.J. Hymes	F 20:47	5-7	0-0	1-1	1 1	2	2	1	19	2	0	0	0	0	0	0	0	2
2 Jarod Lucas	G 32:47	6-13	2-5	5-5	0 2	2	1	3	19	2	0	0	0	0	0	0	0	5
13 Kenan Blackshear	G 33:06	5-13	0-1	7-10	3 3	6	3	6	17	7	2	1	0	1	0	0	0	-3
20 Daniel Foster	24:11	0-0	0-0	2-2	4 4	8	3	1	2	1	3	1	0	0	0	0	0	-8
0 Hunter McIntosh	15:45	3-5	3-5	0-0	0 0	0	3	1	9	4	0	0	0	0	0	0	0	-6
3 Tyler Rolison	09:32	0-2	0-1	0-0	0 1	1	0	0	0	0	1	1	0	0	0	0	0	-2
Team					0 2	2				0								
Totals		29-58	6-18	18-22	9 22	31	13	20	82	21	7	5	2	1	1	1	1	

Shooting By Period

1st FG%	13-27	48.1%
3PT%	3-7	42.9%
FT%	6-7	85.7%
2nd FG%	16-31	51.6%
3PT%	3-11	27.3%
FT%	12-15	80%
GM FG%	29-58	50%
3PT%	6-18	33.3%
FT%	19-22	81.8%

Dead Ball Rebounds: 1, 0

		UNM	NEV
Biggest lead	12 (1 st 5:49)	4 (1 st 16:08)	
Best Scoring Run	10 (2 nd 11:51)	11 (2 nd 4:13)	
Lead Changes	6		
Times Tied	10	9	
Time with Lead	30:58	04:01	

		UNM	NEV
Points from Turnovers	11	12	
Paint	40	32	
Second Chance	17	5	
Fast Breaks	10	9	
Bench	22	11	

		UNM	NEV
		45	38
		35	47
		83	82

Technical Fouls: NONE



Official Basketball Box Score - Final
Nevada at UNLV
 02/17/24 Thomas & Mack Center, Las Vegas
 2023-24 Men's Basketball

Game Time: 8:30 PM
 Game Duration: 1:12
 Attendance: 9,517

Officials: Mike Reed, Brad Ferrie, Kristyne Esparza

Nevada - 69 Record: 20-6 (7-5)

NO. Name	Min	FG		3P		FT		Rebounds		Fouls		TP	AS	TO	ST	Blocks		+/-
		M-A	M-A	M-A	M-A	OR	DR	PF	FD	BS	BA							
4 Tre Coleman	F 27:14	2-7	1-5	1-3	2 2	4	3	3	6	3	3	1	0	0	0	0	0	20
11 Nick Davidson	F 35:31	6-9	0-3	7-8	5 6	11	1	4	19	3	1	0	0	0	0	0	0	2
42 K.J. Hymes	F 21:00	2-5	0-0	2-3	2 1	3	5	6	11	2	0	2	2	0	0	0	0	-4
2 Jarod Lucas	G 31:21	5-13	4-10	4-4	0 2	2	1	2	18	0	1	0	0	0	0	0	0	8
13 Kenan Blackshear	G 34:03	3-6	0-0	6-6	0 9	9	4	6	12	2	7	1	0	1	0	0	0	18
20 Daniel Foster	24:08	3-3	0-0	0-0	1 4	5	2	1	6	3	2	1	0	0	0	0	0	1
33 Tyler Pope	05:29	0-1	0-1	0-0	0 1	1	1	0	0	0	0	0	0	0	0	0	0	-13
3 Tyler Rolison	08:37	0-1	0-1	0-0	2 1	0	1	2	1	2	1	0	0	0	0	0	0	-6
0 Hunter McIntosh	12:37	0-1	0-0	0-0	0 1	1	0	1	0	0	0	0	0	0	0	0	0	-11
Team					2 2	4				0								
Totals		21-46	5-21	22-26	13 28	41	19	23	69	13	17	3	2	3	2	3	0	

Shooting By Period

1st FG%	9-27	33.3%
3PT%	3-12	25.0%
FT%	7-8	87.5%
2nd FG%	12-19	63.2%
3PT%	2-9	22.2%
FT%	15-18	83.3%
GM FG%	21-46	45.7%
3PT%	5-21	23.8%
FT%	22-26	84.6%

Dead Ball Rebounds: 3, 0

UNLV - 66 Record: 14-10 (7-5)

NO. Name	Min	FG		3P		FT		Rebounds		Fouls		TP	AS	TO	ST	Blocks		+/-
		M-A	M-A	M-A	M-A	OR	DR	PF	FD	BS	BA							
5 Rob Whaley Jr.	F 27:50	5-6	0-0	1-1	2 1	3	4	1	11	0	2	1	2	1	1	0	0	0
10 Kalib Boone	F 28:26	2-6	0-0	2-4	2 2	4	2	3	6	1	4	0	0	1	1	0	0	-1
20 Keylan Boone	F 28:46	4-14	3-9	4-6	2 2	4	4	4	15	0	2	0	0	0	0	0	0	-2
11 Dedan Thomas Jr.	G 36:08	6-11	1-1	6-8	0 1	1	2	8	19	8	1	1	0	0	0	0	0	0
15 Luis Rodriguez	G 27:40	2-7	0-4	4-4	1 2	3	4	2	8	1	1	1	0	0	0	0	0	-8
13 Brooklyn Hicks	20:44	0-1	0-0	0-0	0 1	1	1	0	1	0	0	0	0	0	0	0	0	7
24 Jackie Johnson III	15:52	2-6	1-3	0-0	0 0	0	3	0	5	0	0	0	0	0	0	0	0	-6
2 Justin Webster	04:01	0-1	0-0	0-0	0 1	1	0	0	0	0	0	0	0	0	0	0	0	-4
22 Karl Jones	06:33	1-1	0-0	0-0	0 0	0	3	0	2	0	0	0	0	0	0	0	0	10
Team					0 3	3				0								
Totals		22-53	5-18	17-23	7 13	20	23	19	66	11	10	5	3	2	3	0	0	

Shooting By Period

1st FG%	13-29	44.8%
3PT%	4-11	36.4%
FT%	6-7	85.7%
2nd FG%	9-24	37.5%
3PT%	1-7	14.3%
FT%	11-16	68.8%
GM FG%	22-53	41.5%
3PT%	5-18	27.8%
FT%	17-23	73.9%

Dead Ball Rebounds: 2, 0

		UNR	UNLV
Biggest lead	4 (1 st 16:28)	11 (2 nd 11:24)	
Best Scoring Run	10 (2 nd 1:31)	9 (1 st 0:02)	
Lead Changes	12		
Times Tied	5	2	
Time with Lead	07:23	30:11	

		UNR	UNLV
Points from Turnovers	17	18	
Paint	28	32	
Second Chance	15	13	
Fast Breaks	8	2	
Bench	8	7	

		UNR	UNLV
		28	41
		36	30
		66	66



Official Basketball Box Score - Final
Wyoming at Nevada
 02/20/24 Lawlor Events Center, Reno
 2023-24 Men's Basketball

Game Time: 8:00 PM
 Game Duration: 1:55
 Attendance: 8,604

Officials: Eric Curry, John Hampton, Mike Littlewood

Wyoming - 58 Record: 13-13 (6-7)

NO. Name	Min	FG		3P		FT		Rebounds		Fouls		TP	AS	TO	ST	Blocks		+/-
		M-A	M-A	M-A	M-A	OR	DR	PF	FD	BS	BA							
33 Mason Walters	F 27:02	3-8	0-1	5-7	0 2	2	3	5	11	2	2	1	0	0	0	0	0	-2
44 Caden Powell	F 14:52	1-3	0-0	0-0	0 2	2	3	0	2	0	2	0	0	0	0	0	0	22
1 Brendan Wenzel	G 36:55	6-9	3-6	2-2	0 4	4	0	4	17	1	4	1	0	0	0	0	0	-15
3 Sam Griffin	G 31:22	2-9	1-4	1-2	0 2	2	1	1	6	3	1	0	0	0	0	0	0	-25
13 Akuel Kot	G 33:00	0-7	0-5	3-4	1 2	3	3	1	2	0	0	0	0	0	0	0	0	-18
5 Cam Manyawu	30:07	5-5	0-0	2-4	3 9	12	4	4	12	1	2	1	0	0	0	0	0	-9
15 Oleg Kojenets	07:21	0-1	0-0	0-0	0 4	4	1	0	0	1	1	0	0	0	0	0	0	-1
22 Kenny Foster	04:40	0-1																

2023-24 BOX SCORES



Official Basketball Box Score - Final
Nevada at Colorado St.
02/27/24 Moby Arena, Fort Collins
2023-24 Men's Basketball

Game Time: 8:30 PM
Game Duration: 2:06
Attendance: 7,070

Officials: Ray Natti, DG Nelson, Deldre Carr

NO. Name	Min	FG		3P		FT		Rebounds		Fouls		TP	AS	TO	ST	Blocks			+/-
		M/A	M/A	M/A	M/A	OR	DR	PF	FD	BS	BA					BL			
4 Tre Coleman	30:09	6-8	3-4	1-1	1-3	4	5	2	16	2	3	0	2	0	2	0	7		
11 Nick Davidson	36:52	0-6	0-2	2-2	4	8	12	3	4	2	1	1	1	1	1	1	1		
42 K.J. Hymes	18:06	1-2	0-0	1-4	0	2	2	4	2	3	0	1	0	0	1	1	1		
0 Hunter McIntosh	31:06	4-11	2-7	4-4	1	1	2	3	6	14	1	0	1	0	0	0	-2		
2 Jarod Lucas	37:33	6-18	3-5	8-11	1	6	7	2	5	23	3	1	1	0	2	0	-2		
20 Daniel Foster	26:41	4-6	2-3	3-4	1	2	3	2	2	13	2	0	2	1	0	1	0		
3 Tyler Rolison	11:56	1-2	0-0	4-4	1	0	1	0	2	6	1	0	1	0	0	0	7		
33 Tylan Pope	07:37	0-1	0-0	0-0	1	1	1	3	0	0	0	0	0	0	0	0	4		
Team																			
Totals	22:54	10-21	23-30	11	23	34	22	23	77	10	7	6	4	4	3				

Technical Fouls:NONE

Shooting By Period	
1st FG%	15-30 50.0%
3PT%	6-11 54.5%
FT%	9-3 100%
2nd FG%	7-24 29.2%
3PT%	4-10 40.0%
FT%	20-27 74.1%
GM FG%	22-54 40.7%
3PT%	10-21 47.6%
FT%	23-30 76.7%

Dead Ball Rebounds: 4, 0

NO. Name	Min	FG		3P		FT		Rebounds		Fouls		TP	AS	TO	ST	Blocks			+/-
		M/A	M/A	M/A	M/A	OR	DR	PF	FD	BS	BA					BL			
1 Joel Scott	32:30	6-10	0-0	3-4	0	5	5	2	7	15	2	1	0	2	3	-7			
12 Patrick Carlier	29:28	2-6	0-1	4-5	3	5	8	1	4	8	4	2	0	0	1	0	-4		
3 Josiah Hynes	22:39	1-4	0-2	0-0	1	1	3	0	2	1	1	0	0	0	0	0	-12		
4 Isaiah Stevens	38:29	9-15	2-6	3-3	0	5	5	3	4	23	6	1	2	0	0	0	3		
10 Nique Clifford	34:50	4-8	2-4	0-0	0	5	5	0	10	5	1	1	2	0	1	0	-1		
15 Julien Lake	22:36	2-5	1-2	2-2	0	1	1	2	2	7	0	1	0	0	0	0	6		
20 Joe Palmer	07:30	0-2	0-2	3-4	0	0	0	3	2	3	1	0	0	0	0	0	4		
21 Rashawn Mbemba	10:27	1-2	1-1	3-4	1	2	3	4	3	6	1	0	1	0	0	0	2		
0 Kylan Evans	03:31	0-0	0-0	0-0	1	0	1	0	0	0	0	0	1	0	0	0	-3		
Team																			
Totals	25:52	6-18	18-22	6	24	30	23	22	74	20	8	4	4	4	4	3			

Technical Fouls:NONE

Shooting By Period	
1st FG%	11-28 39.3%
3PT%	5-12 41.7%
FT%	1-2 50%
2nd FG%	14-24 58.3%
3PT%	1-6 16.7%
FT%	17-20 85%
GM FG%	25-52 48.1%
3PT%	6-18 33.3%
FT%	18-22 81.8%

Dead Ball Rebounds: 2, 0

Biggest lead	NEV		Points from Turnovers	FRE		Paint	Second Chance		Fast Breaks	Bench	
	1st	2nd		1st	2nd						
11 (1st 1:16)	3	3 (1st 19:36)	17	10	14 (1st 9:01)	15	9	4	7	19	16
Best Scoring Run	8 (1st 17:25)	7 (2nd 3:23)	1	1	1	1	1	1	1	1	1
Lead Changes	1	1	1	1	1	1	1	1	1	1	1
Times Tied	1	1	1	1	1	1	1	1	1	1	1
Time with Lead	38:06	01:27	19	16	1	1	1	1	1	1	1



Official Basketball Box Score - Final
Nevada at Boise St.
03/05/24 Extralife Arena, Boise
2023-24 Men's Basketball

Game Time: 9:00 PM
Game Duration: 2:15
Attendance: 11,242

Officials: Tony Padilla, Gregory Nixon, DJ Carstensen

NO. Name	Min	FG		3P		FT		Rebounds		Fouls		TP	AS	TO	ST	Blocks			+/-
		M/A	M/A	M/A	M/A	OR	DR	PF	FD	BS	BA					BL			
4 Tre Coleman	33:21	1-4	1-3	1-2	0	1	1	3	2	4	3	0	1	0	0	0	12		
11 Nick Davidson	31:11	2-6	1-3	1-1	0	3	3	4	4	6	1	4	0	0	1	8			
42 K.J. Hymes	14:43	1-1	0-0	0-1	0	2	2	3	1	2	0	1	1	1	0	7			
2 Jarod Lucas	33:26	4-14	2-9	9-10	0	3	3	4	5	19	3	1	2	0	0	9			
13 Kenan Blackshear	23:07	3-8	0-1	5-10	0	3	3	0	7	11	0	0	2	1	0	6			
0 Hunter McIntosh	23:46	9-11	6-6	2-3	0	2	2	0	2	26	2	1	4	0	0	6			
20 Daniel Foster	24:37	1-3	1-1	0-0	0	3	3	4	1	3	0	0	1	1	2	4			
3 Tyler Rolison	07:30	0-0	0-0	0-0	0	1	1	3	0	0	2	0	0	0	0	-2			
33 Tylan Pope	08:19	2-2	1-1	0-0	0	3	3	0	1	5	1	0	1	0	0	0			
Team																			
Totals	23:49	12-24	18-27	0	23	23	21	23	76	12	8	12	3	3	10				

Technical Fouls:NONE

Shooting By Period	
1st FG%	10-26 38.5%
3PT%	3-14 21.4%
FT%	6-6 100%
2nd FG%	10-22 45.5%
3PT%	4-10 40.0%
FT%	17-25 68%
GM FG%	23-49 46.9%
3PT%	12-24 50.0%
FT%	18-27 66.7%

Dead Ball Rebounds: 3, 1

NO. Name	Min	FG		3P		FT		Rebounds		Fouls		TP	AS	TO	ST	Blocks			+/-
		M/A	M/A	M/A	M/A	OR	DR	PF	FD	BS	BA					BL			
1 O'Mar Stanley	29:30	2-6	0-1	5-6	1	6	7	3	6	3	1	5	0	2	1	8			
2 Tyson Degenhart	37:00	5-11	1-4	4-4	2	10	12	4	2	15	2	1	0	1	0	9			
0 Roddie Anderson III	07:12	2-3	0-0	1-4	0	2	2	3	4	5	2	2	1	0	1	11			
11 Chibuzo Agbo	32:44	3-10	1-6	2-5	3	4	7	4	9	0	0	0	0	0	0	0	-11		
12 Max Rice	35:48	4-10	2-7	5-6	0	4	4	4	15	3	4	2	0	1	8				
31 Cam Martin	13:17	1-1	0-0	2-2	0	1	1	2	2	4	1	1	0	0	0	8			
13 Andrew Meadow	14:40	2-3	2-3	0-0	0	2	2	3	0	6	0	1	0	0	0	4			
15 Jace Whiting	09:49	1-4	0-2	1-2	1	0	1	0	1	3	2	0	0	0	0	0	-8		
Team																			
Totals	20:48	6-23	20-29	8	31	39	24	21	66	11	14	3	3	3	-10				

Technical Fouls:Coach 2nd 14:58

Shooting By Period	
1st FG%	10-26 38.5%
3PT%	3-14 21.4%
FT%	6-6 100%
2nd FG%	10-22 45.5%
3PT%	3-9 33.3%
FT%	14-23 60.9%
GM FG%	20-48 41.7%
3PT%	6-23 26.1%
FT%	20-29 69.0%

Dead Ball Rebounds: 5, 1

Biggest lead	NEV		Points from Turnovers	BOI		Paint	Second Chance		Fast Breaks	Bench	
	1st	2nd		1st	2nd						
15 (2nd 7:41)	2	1 (1st 18:39)	18	22	9	8	0	4	13	34	13
Best Scoring Run	8 (1st 4:21)	6 (1st 12:35)	1	1	1	1	1	1	1	1	1
Lead Changes	2	2	1	1	1	1	1	1	1	1	1
Times Tied	2	2	1	1	1	1	1	1	1	1	1
Time with Lead	35:03	02:12	1	1	1	1	1	1	1	1	1



Official Basketball Box Score - Final
Fresno St. at Nevada
03/01/24 Lawlor Events Center, Reno
2023-24 Men's Basketball

Game Time: 7:30 PM
Game Duration: 1:50
Attendance: 9,753

Officials: Verne Harris, Michael Greenstein, Chance Moore

NO. Name	Min	FG		3P		FT		Rebounds		Fouls		TP	AS	TO	ST	Blocks			+/-
		M/A	M/A	M/A	M/A	OR	DR	PF	FD	BS	BA					BL			
3 Isaiah Hill	40:00	5-14	3-8	3-4	1	4	5	2	3	16	4	0	2	0	1	-8			
5 Jalen Weaver	34:31	3-6	1-2	1-1	2	2	2	8	1	1	0	0	0	0	-3				
21 Isaiah Pope	30:02	0-5	0-2	2-2	1	4	5	2	2	1	3	0	0	1	-12				
23 Leo Colimario	40:00	4-7	1-1	1-2	0	2	2	4	2	10	2	2	1	0	1	-8			
53 Xavier DuSell	37:10	3-11	2-9	6-6	0	3	3	2	3	14	1	0	1	0	1	-12			
1 Isaac Taveras	18:17	8-11	0-1	0-2	2	3	5	4	3	16	2	1	1	0	1	3			
Team																			
Totals	23:54	23-54	13-18	7	18	25	16	15	68	11	9	5	0	5	-8				

Technical Fouls:NONE

Shooting By Period	
1st FG%	10-24 41.7%
3PT%	2-7 28.6%
FT%	2-4 50%
2nd FG%	13-30 43.3%
3PT%	5-16 31.3%
FT%	11-14 78.6%
GM FG%	23-54 42.6%
3PT%	7-23 30.4%
FT%	11-18 72.2%

Dead Ball Rebounds: 3, 1

NO. Name	Min	FG		3P		FT		Rebounds		Fouls		TP	AS	TO	ST	Blocks			+/-
		M/A	M/A	M/A	M/A	OR	DR	PF	FD	BS	BA					BL			
4 Tre Coleman	33:33	2-7	0-3	2-3	0	6	6	3	4	6	2	0	4	0	11				
11 Nick Davidson	33:22	7-9	2-4	3-4	1	5	6	3	2	19	3	2	0	1	0	7			
42 K.J. Hymes	13:33	1-2	0-0	0-0	1	2	3	2	1	2	0	0	0	0	-1				
0 Hunter McIntosh	35:56	4-9	4-7	0-0	0	1	1	4	2	12	4	0	0	0	0	3			
2 Jarod Lucas	35:58	7-12	3-6	4-4	0	2	2	1	4	21	2	1	1	0	0	6			
20 Daniel Foster	24:44	1-4	1-3	0-0	1	6	7	0	2	3	3	0	0	0	0	5			
3 Tyler Rolison	17:50	2-4	1-2	2-2	0	3	3	0	1	7	3	1	0	0	0	4			
33 Tylan Pope	05:24	2-2	0-0	0-0	0	0	0	2	0	4	0	0	0	0	0	4			
Team																			
Totals	26:49	11-25	11-13	4	26	30	15	16	74	23	12	1							