



Officials: Michael Irving, Ryan Holmes, Eric Curry

Colorado St. - 85

Record: 24-9

| NO. | Name | Min | FG | 3P | FT | Rebounds | | | Fouls | | TP | AS | TO | ST | Blocks | | +/- |
|---------------|-------------------|---------|-------|------|-------|----------|----|-----|-------|----|----|----|----|----|--------|----|-----|
| | | | M-A | M-A | M-A | OR | DR | TOT | PF | FD | | | | | BS | BA | |
| 1 | Joel Scott | F 19:13 | 4-9 | 0-0 | 3-4 | 3 | 2 | 5 | 5 | 3 | 11 | 2 | 0 | 1 | 0 | 2 | 2 |
| 12 | Patrick Cartier | F 19:05 | 1-4 | 0-1 | 3-4 | 1 | 0 | 1 | 5 | 2 | 5 | 0 | 1 | 0 | 0 | 1 | -2 |
| 3 | Josiah Strong | G 23:17 | 2-7 | 1-5 | 0-0 | 0 | 0 | 0 | 2 | 2 | 5 | 0 | 2 | 2 | 0 | 1 | 5 |
| 4 | Isaiah Stevens | G 38:50 | 5-11 | 2-5 | 3-4 | 0 | 2 | 2 | 3 | 4 | 15 | 7 | 3 | 1 | 0 | 0 | 6 |
| 10 | Nique Clifford | G 31:59 | 5-8 | 0-2 | 4-6 | 2 | 8 | 10 | 2 | 4 | 14 | 5 | 1 | 2 | 3 | 1 | 10 |
| 15 | Jalen Lake | 23:33 | 5-6 | 3-3 | 3-4 | 0 | 3 | 3 | 1 | 2 | 16 | 1 | 0 | 1 | 0 | 0 | 5 |
| 20 | Joe Palmer | 21:10 | 4-7 | 1-4 | 3-4 | 3 | 1 | 4 | 2 | 5 | 12 | 1 | 0 | 0 | 0 | 0 | -1 |
| 21 | Rashaan Mbemba | 14:43 | 2-4 | 0-0 | 3-4 | 0 | 2 | 2 | 2 | 2 | 7 | 1 | 1 | 0 | 0 | 0 | 9 |
| 2 | Taviontae Jackson | 07:01 | 0-0 | 0-0 | 0-0 | 0 | 2 | 2 | 4 | 0 | 0 | 1 | 1 | 0 | 0 | 0 | 0 |
| 0 | Kyan Evans | 01:09 | 0-0 | 0-0 | 0-0 | 0 | 0 | 0 | 0 | 0 | 0 | 0 | 0 | 0 | 0 | 0 | 1 |
| Team | | | | | | 2 | 2 | 4 | | | 0 | | 0 | | | | |
| Totals | | | 28-56 | 7-20 | 22-30 | 11 | 22 | 33 | 26 | 24 | 85 | 18 | 9 | 7 | 3 | 5 | 7 |

| Shooting By Period | | |
|---------------------|-------|-------|
| 1 st FG% | 14-26 | 53.8% |
| 3PT% | 4-11 | 36.4% |
| FT% | 11-15 | 73.3% |
| 2 nd FG% | 14-30 | 46.7% |
| 3PT% | 3-9 | 33.3% |
| FT% | 11-15 | 73.3% |
| GM FG% | 28-56 | 50.0% |
| 3PT% | 7-20 | 35.0% |
| FT% | 22-30 | 73.3% |

Dead Ball Rebounds: 5, 0

Technical Fouls::NONE

Nevada #23 - 78

Record: 26-7

| NO. | Name | Min | FG | 3P | FT | Rebounds | | | Fouls | | TP | AS | TO | ST | Blocks | | +/- |
|---------------|------------------|---------|-------|------|-------|----------|----|-----|-------|----|----|----|----|----|--------|----|-----|
| | | | M-A | M-A | M-A | OR | DR | TOT | PF | FD | | | | | BS | BA | |
| 4 | Tre Coleman | F 29:43 | 2-6 | 2-4 | 0-0 | 1 | 2 | 3 | 2 | 0 | 6 | 1 | 1 | 1 | 0 | 0 | -5 |
| 11 | Nick Davidson | F 25:09 | 4-6 | 0-1 | 1-1 | 2 | 4 | 6 | 5 | 2 | 9 | 1 | 2 | 2 | 2 | 0 | 3 |
| 42 | K.J. Hymes | F 19:08 | 2-4 | 0-0 | 4-9 | 1 | 2 | 3 | 3 | 5 | 8 | 0 | 0 | 0 | 1 | 1 | 8 |
| 2 | Jarod Lucas | G 38:45 | 5-12 | 2-7 | 6-7 | 0 | 3 | 3 | 1 | 5 | 18 | 1 | 1 | 1 | 0 | 1 | -6 |
| 13 | Kenan Blackshear | G 30:01 | 6-9 | 0-0 | 4-7 | 1 | 3 | 4 | 3 | 5 | 16 | 6 | 4 | 0 | 1 | 0 | -1 |
| 20 | Daniel Foster | 24:42 | 2-4 | 1-1 | 0-0 | 3 | 2 | 5 | 4 | 2 | 5 | 0 | 2 | 1 | 0 | 0 | -20 |
| 3 | Tyler Rolison | 14:42 | 0-3 | 0-2 | 6-7 | 0 | 1 | 1 | 3 | 3 | 6 | 2 | 2 | 1 | 0 | 0 | -7 |
| 33 | Tylan Pope | 16:19 | 2-4 | 0-0 | 6-6 | 3 | 3 | 6 | 3 | 4 | 10 | 0 | 2 | 0 | 1 | 1 | -9 |
| 23 | Jazz Gardner | 01:31 | 0-0 | 0-0 | 0-0 | 0 | 0 | 0 | 0 | 0 | 0 | 0 | 0 | 0 | 0 | 0 | 2 |
| Team | | | | | | 0 | 0 | 0 | | | 0 | | 1 | | | | |
| Totals | | | 23-48 | 5-15 | 27-37 | 11 | 20 | 31 | 24 | 26 | 78 | 11 | 15 | 6 | 5 | 3 | -7 |

| Shooting By Period | | |
|---------------------|-------|-------|
| 1 st FG% | 8-21 | 38.1% |
| 3PT% | 2-6 | 33.3% |
| FT% | 15-18 | 83.3% |
| 2 nd FG% | 15-27 | 55.6% |
| 3PT% | 3-9 | 33.3% |
| FT% | 12-19 | 63.2% |
| GM FG% | 23-48 | 47.9% |
| 3PT% | 5-15 | 33.3% |
| FT% | 27-37 | 73.0% |

Dead Ball Rebounds: 2, 0

Technical Fouls::NONE

| | CSU | NEV |
|------------------|---------------------------|---------------------------|
| Biggest lead | 15 (1 st 1:02) | 4 (1 st 17:52) |
| Best Scoring Run | 12(2 nd 13:18) | 7(1 st 10:48) |
| Lead Changes | 1 | |
| Times Tied | 3 | |
| Time with Lead | 35:06 | 02:30 |

| Points from | CSU | NEV |
|---------------|-----|-----|
| Turnovers | 23 | 14 |
| Paint | 36 | 28 |
| Second Chance | 19 | 11 |
| Fast Breaks | 14 | 7 |
| Bench | 35 | 21 |

| | Period by Period Scoring | | |
|-----|--------------------------|-----|-----|
| | 1st | 2nd | TOT |
| CSU | 43 | 42 | 85 |
| NEV | 33 | 45 | 78 |



Period 1

Quarter Starters:

| | | | | | |
|------------|-----------|-------------|---------------|-----------------|--------------|
| NEV | 2 Lucas J | 4 Coleman T | 11 Davidson N | 13 Blackshear K | 42 Hymes K |
| CSU | 1 Scott J | 3 Strong J | 4 Stevens I | 10 Clifford N | 12 Cartier P |

| Game Time | NEV | Score | Diff | CSU |
|-----------|--|-------|------|--|
| 20:00 | 42 HYMES K jumpball won | | | 12 CARTIER P jumpball lost |
| 19:39 | 42 HYMES K 2pt FG in the paint, jump shot missed | | | |
| 19:36 | 42 HYMES K offensive rebound (1) | | | |
| 19:34 | 42 HYMES K foul drawn (1) | | | 1 SCOTT J foul shooting (1 - 1) |
| 19:34 | 42 HYMES K free throw 1 - 2 made (1) | 1-0 | 1 | |
| 19:34 | 42 HYMES K free throw 2 - 2 missed | | | |
| 19:34 | | | | 10 CLIFFORD N defensive rebound (1) |
| 19:16 | | | | 3 STRONG J 3pt FG , jump shot missed |
| 19:13 | | | | 1 SCOTT J offensive rebound (1) |
| 19:01 | 42 HYMES K foul shooting (1 - 1) | | | 12 CARTIER P foul drawn (1) |
| 19:01 | | | | 12 CARTIER P free throw 1 - 2 missed |
| 19:01 | | | | offensive dead ball rebound (1) |
| 19:01 | | 1-1 | 0 | 12 CARTIER P free throw 2 - 2 made (1) |
| 18:33 | 11 DAVIDSON N 2pt FG in the paint, layup made (2) | 3-1 | 2 | |
| 18:06 | 11 DAVIDSON N steal (1) | | | 3 STRONG J turnover lost ball (1) |
| 17:52 | 2 LUCAS J 2pt FG from turnover outside the paint, jump shot made (2) | 5-1 | 4 | |
| 17:52 | 13 BLACKSHEAR K assist (1) | | | |
| 17:37 | | | | 12 CARTIER P 2pt FG in the paint, jump shot missed |
| 17:35 | 11 DAVIDSON N defensive rebound (1) | | | |
| 17:17 | 42 HYMES K substitution out | | | |
| 17:17 | 20 FOSTER D substitution in | | | |
| 17:13 | 2 LUCAS J 2pt FG outside the paint, jump shot missed | | | |
| 17:11 | | | | 1 SCOTT J defensive rebound (2) |
| 17:06 | | 5-3 | 2 | 10 CLIFFORD N 2pt FG fast break in the paint, dunk, made (2) |
| 17:06 | | | | 1 SCOTT J assist (1) |
| 16:53 | 13 BLACKSHEAR K foul offensive (1 - 2) | | | 3 STRONG J foul drawn (1) |
| 16:53 | 13 BLACKSHEAR K turnover offensive (1) | | | |
| 16:36 | | 5-5 | 0 | 10 CLIFFORD N 2pt FG from turnover in the paint, layup made (4) |
| 16:36 | | | | 4 STEVENS I assist (1) |
| 15:59 | 20 FOSTER D 2pt FG outside the paint, jump shot missed | | | |
| 15:57 | | | | 4 STEVENS I defensive rebound (1) |
| 15:47 | | | | 1 SCOTT J 2pt FG in the paint, layup missed |
| 15:45 | 2 LUCAS J defensive rebound (1) | | | |
| 15:30 | 4 COLEMAN T 2pt FG outside the paint, jump shot missed | | | |
| 15:28 | | | | 4 STEVENS I defensive rebound (2) |
| 15:24 | | 5-7 | -2 | 4 STEVENS I 2pt FG outside the paint, pull up jump shot made (2) |
| 15:00 | Timeout media | | | |
| 15:00 | 13 BLACKSHEAR K substitution out | | | |
| 15:00 | 3 ROLISON T substitution in | | | |
| 15:00 | | | | 1 SCOTT J substitution out |
| 15:00 | | | | 3 STRONG J substitution out |



Colorado St. at Nevada #23

03/14/24 Thomas & Mack Center, Las Vegas
2023-24 Men's Basketball

Officials: Michael Irving, Ryan Holmes, Eric Curry

| Game Time | NEV | Score | Diff | CSU |
|-----------|---|--------------|-----------|--|
| 15:00 | | | | 15 LAKE J substitution in |
| 15:00 | | | | 20 PALMER J substitution in |
| 14:50 | 11 DAVIDSON N 3pt FG , jump shot missed | | | |
| 14:49 | | | | defensive rebound (6) |
| 14:27 | | | | 20 PALMER J 3pt FG , jump shot missed |
| 14:24 | 2 LUCAS J defensive rebound (2) | | | |
| 14:06 | 11 DAVIDSON N turnover out of bounds (1) | | | |
| 14:06 | | | | 12 CARTIER P substitution out |
| 14:06 | | | | 21 MBEMBA R substitution in |
| 13:42 | | 5-10 | -5 | 4 STEVENS I 3pt FG from turnover, jump shot made (5) |
| 13:11 | 4 COLEMAN T 3pt FG , jump shot missed | | | |
| 13:09 | 20 FOSTER D offensive rebound (1) | | | |
| 13:06 | 20 FOSTER D 2pt FG second chance in the paint, hook shot missed | | | |
| 13:04 | | | | 15 LAKE J defensive rebound (1) |
| 12:58 | | 5-12 | -7 | 20 PALMER J 2pt FG in the paint, layup made (2) |
| 12:58 | | | | 15 LAKE J assist (1) |
| 12:34 | 2 LUCAS J 3pt FG , jump shot made (5) | 8-12 | -4 | |
| 12:25 | 3 ROLISON T foul personal (1 - 3) | | | 20 PALMER J foul drawn (1) |
| 12:25 | 11 DAVIDSON N substitution out | | | |
| 12:25 | 42 HYMES K substitution in | | | |
| 12:25 | | | | 10 CLIFFORD N substitution out |
| 12:25 | | | | 2 JACKSON T substitution in |
| 12:25 | 4 COLEMAN T substitution out | | | |
| 12:25 | 33 POPE T substitution in | | | |
| 12:04 | 20 FOSTER D steal (1) | | | 2 JACKSON T turnover bad pass (1) |
| 11:49 | 42 HYMES K foul drawn (2) | | | 21 MBEMBA R foul shooting (1 - 2) |
| 11:49 | Timeout media | | | |
| 11:49 | | | | 21 MBEMBA R substitution out |
| 11:49 | | | | 1 SCOTT J substitution in |
| 11:49 | 42 HYMES K free throw 1 - 2 made (2) | 9-12 | -3 | |
| 11:49 | 42 HYMES K free throw 2 - 2 made (3) | 10-12 | -2 | |
| 11:29 | | | | 1 SCOTT J 2pt FG in the paint, layup missed |
| 11:27 | 33 POPE T defensive rebound (1) | | | |
| 11:16 | 3 ROLISON T turnover bad pass (1) | | | |
| 11:16 | 2 LUCAS J substitution out | | | |
| 11:16 | 13 BLACKSHEAR K substitution in | | | |
| 11:04 | | | | 4 STEVENS I 3pt FG from turnover, jump shot missed |
| 10:59 | 42 HYMES K defensive rebound (2) | | | |
| 10:51 | 13 BLACKSHEAR K 2pt FG in the paint, jump shot missed | | | |
| 10:49 | 33 POPE T offensive rebound (2) | | | |
| 10:48 | 33 POPE T foul drawn (1) | | | 2 JACKSON T foul shooting (1 - 3) |
| 10:48 | 33 POPE T free throw 1 - 2 made (1) | 11-12 | -1 | |
| 10:48 | 20 FOSTER D substitution out | | | |
| 10:48 | 4 COLEMAN T substitution in | | | |
| 10:48 | | | | 20 PALMER J substitution out |
| 10:48 | | | | 12 CARTIER P substitution in |
| 10:48 | 33 POPE T free throw 2 - 2 made (2) | 12-12 | 0 | |
| 10:30 | | 12-14 | -2 | 1 SCOTT J 2pt FG in the paint, jump shot made (2) |



Colorado St. at Nevada #23

03/14/24 Thomas & Mack Center, Las Vegas
2023-24 Men's Basketball

Officials: Michael Irving, Ryan Holmes, Eric Curry

| Game Time | NEV | Score | Diff | CSU |
|-----------|---|--------------|-----------|--|
| 10:30 | 42 HYMES K foul shooting (2 - 4) | | | 1 SCOTT J foul drawn (1) |
| 10:30 | 42 HYMES K substitution out | | | |
| 10:30 | 11 DAVIDSON N substitution in | | | |
| 10:30 | | 12-15 | -3 | 1 SCOTT J free throw 1 - 1 made (3) |
| 10:01 | 3 ROLISON T substitution out | | | |
| 10:01 | 2 LUCAS J substitution in | | | |
| 09:59 | turnover shot clock (4) | | | |
| 09:52 | | 12-17 | -5 | 15 LAKE J 2pt FG from turnover outside the paint, jump shot made (2) |
| 09:52 | | | | 4 STEVENS I assist (2) |
| 09:30 | 13 BLACKSHEAR K foul drawn (1) | | | 2 JACKSON T foul personal (2 - 4) |
| 09:30 | | | | 2 JACKSON T substitution out |
| 09:30 | | | | 3 STRONG J substitution in |
| 09:29 | 4 COLEMAN T turnover bad pass (1) | | | 3 STRONG J steal (1) |
| 09:26 | | | | 3 STRONG J 2pt FG from turnover in the paint, layup blocked |
| 09:26 | 13 BLACKSHEAR K block (1) | | | |
| 09:23 | 4 COLEMAN T defensive rebound (1) | | | |
| 09:20 | 33 POPE T foul drawn (2) | | | 1 SCOTT J foul personal (2 - 5) |
| 09:20 | | | | 1 SCOTT J substitution out |
| 09:20 | | | | 20 PALMER J substitution in |
| 09:08 | 11 DAVIDSON N 2pt FG outside the paint, turnaround jump shot missed | | | |
| 09:06 | 11 DAVIDSON N offensive rebound (2) | | | |
| 09:05 | 11 DAVIDSON N foul drawn (1) | | | 12 CARTIER P foul personal (1 - 6) |
| 08:54 | 2 LUCAS J turnover lost ball (1) | | | 4 STEVENS I steal (1) |
| 08:48 | | | | 20 PALMER J 3pt FG from turnover, jump shot missed |
| 08:45 | 2 LUCAS J defensive rebound (3) | | | |
| 08:34 | 2 LUCAS J 3pt FG , jump shot made (8) | 15-17 | -2 | |
| 08:23 | | 15-19 | -4 | 15 LAKE J 2pt FG in the paint, layup made (4) |
| 08:23 | | | | 4 STEVENS I assist (3) |
| 08:00 | 33 POPE T 2pt FG in the paint, dunk, made (4) | 17-19 | -2 | |
| 08:00 | 4 COLEMAN T assist (1) | | | |
| 07:48 | 33 POPE T foul personal (1 - 5) | | | 20 PALMER J foul drawn (2) |
| 07:48 | | | | Timeout media |
| 07:48 | | | | 4 STEVENS I substitution out |
| 07:48 | | | | 10 CLIFFORD N substitution in |
| 07:47 | 4 COLEMAN T foul personal (1 - 6) | | | 20 PALMER J foul drawn (3) |
| 07:47 | | | | 15 LAKE J substitution out |
| 07:47 | | | | 0 EVANS K substitution in |
| 07:37 | | | | 12 CARTIER P 2pt FG in the paint, jump shot blocked |
| 07:37 | 33 POPE T block (1) | | | |
| 07:36 | | | | offensive rebound (8) |
| 07:36 | 4 COLEMAN T foul shooting (2 - 7) | | | 20 PALMER J foul drawn (4) |
| 07:36 | | 17-20 | -3 | 20 PALMER J free throw 1 - 2 made (3) |
| 07:36 | 4 COLEMAN T substitution out | | | |
| 07:36 | 20 FOSTER D substitution in | | | |
| 07:36 | | 17-21 | -4 | 20 PALMER J free throw 2 - 2 made (4) |
| 07:23 | 33 POPE T 2pt FG in the paint, jump shot missed | | | |
| 07:21 | | | | 10 CLIFFORD N defensive rebound (2) |
| 07:08 | | | | 10 CLIFFORD N 3pt FG , jump shot missed |



Colorado St. at Nevada #23

03/14/24 Thomas & Mack Center, Las Vegas
2023-24 Men's Basketball

Officials: Michael Irving, Ryan Holmes, Eric Curry

| Game Time | NEV | Score | Diff | CSU |
|-----------|--|-------|------|---|
| 07:04 | 13 BLACKSHEAR K defensive rebound (1) | | | |
| 07:01 | 13 BLACKSHEAR K turnover bad pass (2) | | | 10 CLIFFORD N steal (1) |
| 06:58 | 13 BLACKSHEAR K foul personal (2 - 8) | | | 10 CLIFFORD N foul drawn (1) |
| 06:58 | 33 POPE T substitution out | | | |
| 06:58 | 3 ROLISON T substitution in | | | |
| 06:58 | | 17-22 | -5 | 10 CLIFFORD N 1&1 free throw 1 made (5) |
| 06:58 | | | | 10 CLIFFORD N 1&1 free throw 2 missed |
| 06:58 | 3 ROLISON T defensive rebound (1) | | | |
| 06:55 | 13 BLACKSHEAR K 2pt FG fast break in the paint, dunk, made (2) | 19-22 | -3 | |
| 06:55 | 3 ROLISON T assist (1) | | | |
| 06:38 | 20 FOSTER D foul drawn (1) | | | 12 CARTIER P foul offensive (2 - 7) |
| 06:38 | | | | 12 CARTIER P turnover offensive (1) |
| 06:38 | | | | 0 EVANS K substitution out |
| 06:38 | | | | 12 CARTIER P substitution out |
| 06:38 | | | | 20 PALMER J substitution out |
| 06:38 | | | | 4 STEVENS I substitution in |
| 06:38 | | | | 15 LAKE J substitution in |
| 06:38 | | | | 21 MBEMBA R substitution in |
| 06:19 | 11 DAVIDSON N foul offensive (1 - 9) | | | 3 STRONG J foul drawn (2) |
| 06:19 | 11 DAVIDSON N turnover offensive (2) | | | |
| 05:49 | 20 FOSTER D foul personal (1 - 10) | | | 10 CLIFFORD N foul drawn (2) |
| 05:49 | | 19-23 | -4 | 10 CLIFFORD N free throw 1 - 2 made (6) |
| 05:49 | | | | 10 CLIFFORD N free throw 2 - 2 missed |
| 05:49 | 11 DAVIDSON N defensive rebound (3) | | | |
| 05:36 | 13 BLACKSHEAR K foul drawn (2) | | | 3 STRONG J foul personal (1 - 8) |
| 05:36 | 13 BLACKSHEAR K 1&1 free throw 1 made (3) | 20-23 | -3 | |
| 05:36 | 13 BLACKSHEAR K 1&1 free throw 2 missed | | | |
| 05:36 | | | | 10 CLIFFORD N defensive rebound (3) |
| 05:24 | | | | 3 STRONG J 3pt FG , jump shot missed |
| 05:20 | | | | 10 CLIFFORD N offensive rebound (4) |
| 05:18 | | 20-25 | -5 | 10 CLIFFORD N 2pt FG second chance in the paint, layup made (8) |
| 05:03 | 3 ROLISON T turnover lost ball (2) | | | 15 LAKE J steal (1) |
| 05:03 | 3 ROLISON T foul personal (2 - 11) | | | 15 LAKE J foul drawn (1) |
| 05:03 | 13 BLACKSHEAR K substitution out | | | |
| 05:03 | 33 POPE T substitution in | | | |
| 05:03 | | 20-26 | -6 | 15 LAKE J free throw fast break 1 - 2 made (5) |
| 05:03 | | 20-27 | -7 | 15 LAKE J free throw fast break 2 - 2 made (6) |
| 04:46 | 2 LUCAS J 3pt FG , jump shot missed | | | |
| 04:45 | | | | 21 MBEMBA R defensive rebound (1) |
| 04:45 | 11 DAVIDSON N foul personal (2 - 12) | | | 21 MBEMBA R foul drawn (1) |
| 04:45 | | 20-28 | -8 | 21 MBEMBA R free throw fast break 1 - 2 made (1) |
| 04:45 | 11 DAVIDSON N substitution out | | | |
| 04:45 | 23 GARDNER J substitution in | | | |
| 04:45 | | 20-29 | -9 | 21 MBEMBA R free throw fast break 2 - 2 made (2) |
| 04:41 | Timeout 30 Sec | | | |
| 04:15 | 3 ROLISON T 3pt FG , jump shot missed | | | |
| 04:12 | | | | 21 MBEMBA R defensive rebound (2) |
| 03:56 | 20 FOSTER D foul personal (2 - 13) | | | 21 MBEMBA R foul drawn (2) |



Colorado St. at Nevada #23

03/14/24 Thomas & Mack Center, Las Vegas
2023-24 Men's Basketball

Officials: Michael Irving, Ryan Holmes, Eric Curry

| Game Time | NEV | Score | Diff | CSU |
|-----------|---|--------------|------------|---|
| 03:56 | Timeout media | | | |
| 03:56 | 3 ROLISON T substitution out | | | |
| 03:56 | 23 GARDNER J substitution out | | | |
| 03:56 | 11 DAVIDSON N substitution in | | | |
| 03:56 | 13 BLACKSHEAR K substitution in | | | |
| 03:56 | | | | 21 MBEMBA R free throw 1 - 2 missed |
| 03:56 | | | | offensive dead ball rebound (2) |
| 03:56 | | 20-30 | -10 | 21 MBEMBA R free throw 2 - 2 made (3) |
| 03:31 | 2 LUCAS J 2pt FG outside the paint, jump shot made (10) | 22-30 | -8 | |
| 03:31 | 13 BLACKSHEAR K assist (2) | | | |
| 03:08 | | 22-33 | -11 | 15 LAKE J 3pt FG , jump shot made (9) |
| 03:08 | | | | 10 CLIFFORD N assist (1) |
| 02:49 | 13 BLACKSHEAR K turnover bad pass (3) | | | 3 STRONG J steal (2) |
| 02:42 | 2 LUCAS J steal (1) | | | 4 STEVENS I turnover bad pass (1) |
| 02:42 | 2 LUCAS J foul drawn (1) | | | 10 CLIFFORD N foul personal (1 - 9) |
| 02:42 | 2 LUCAS J 1&1 free throw 1 missed | | | |
| 02:42 | 33 POPE T offensive rebound (3) | | | |
| 02:42 | 33 POPE T foul drawn (3) | | | 3 STRONG J foul shooting (2 - 10) |
| 02:42 | 33 POPE T free throw fast break 1 - 2 made (5) | 23-33 | -10 | |
| 02:42 | 11 DAVIDSON N substitution out | | | |
| 02:42 | 42 HYMES K substitution in | | | |
| 02:42 | | | | 3 STRONG J substitution out |
| 02:42 | | | | 2 JACKSON T substitution in |
| 02:42 | 33 POPE T free throw fast break 2 - 2 made (6) | 24-33 | -9 | |
| 02:30 | | 24-35 | -11 | 10 CLIFFORD N 2pt FG in the paint, alleyoop made (10) |
| 02:30 | | | | 4 STEVENS I assist (4) |
| 02:00 | 33 POPE T foul drawn (4) | | | 2 JACKSON T foul shooting (3 - 11) |
| 02:00 | 33 POPE T free throw 1 - 2 made (7) | 25-35 | -10 | |
| 02:00 | | | | 2 JACKSON T substitution out |
| 02:00 | | | | 20 PALMER J substitution in |
| 02:00 | 33 POPE T free throw 2 - 2 made (8) | 26-35 | -9 | |
| 01:42 | | 26-38 | -12 | 15 LAKE J 3pt FG , jump shot made (12) |
| 01:42 | | | | 10 CLIFFORD N assist (2) |
| 01:21 | 33 POPE T turnover travel (1) | | | |
| 01:21 | 13 BLACKSHEAR K substitution out | | | |
| 01:21 | 3 ROLISON T substitution in | | | |
| 01:06 | | | | 4 STEVENS I 3pt FG from turnover, jump shot missed |
| 01:04 | | | | 20 PALMER J offensive rebound (1) |
| 01:02 | | 26-41 | -15 | 15 LAKE J 3pt FG from turnover second chance, jump shot made (15) |
| 01:02 | | | | 20 PALMER J assist (1) |
| 00:41 | 2 LUCAS J foul drawn (2) | | | 15 LAKE J foul personal (1 - 12) |
| 00:41 | 2 LUCAS J free throw 1 - 2 made (11) | 27-41 | -14 | |
| 00:41 | 2 LUCAS J free throw 2 - 2 made (12) | 28-41 | -13 | |
| 00:41 | | | | Timeout 30 Sec |
| 00:41 | 42 HYMES K substitution out | | | |
| 00:41 | 23 GARDNER J substitution in | | | |
| 00:30 | | 28-43 | -15 | 4 STEVENS I 2pt FG outside the paint, jump shot made (7) |
| 00:08 | 3 ROLISON T 2pt FG in the paint, layup missed | | | |



Official Basketball Play by Play - First Half

Colorado St. at Nevada #23

03/14/24 Thomas & Mack Center, Las Vegas
2023-24 Men's Basketball

Game Time: 6:00 PM
Game Duration: 2:18

Officials: Michael Irving, Ryan Holmes, Eric Curry

| Game Time | NEV | Score | Diff | CSU |
|----------------------|---|--------------|------------|------------------------------------|
| 00:04 | 20 FOSTER D offensive rebound (2) | | | |
| 00:04 | 20 FOSTER D 2pt FG second chance in the paint, layup made (2) | 30-43 | -13 | |
| 00:00 | 3 ROLISON T steal (1) | | | 4 STEVENS I turnover lost ball (2) |
| 00:00 | 3 ROLISON T foul drawn (1) | | | 4 STEVENS I foul shooting (1 - 13) |
| 00:00 | 3 ROLISON T free throw 1 - 3 made (1) | 31-43 | -12 | |
| 00:00 | 3 ROLISON T free throw 2 - 3 made (2) | 32-43 | -11 | |
| 00:00 | 3 ROLISON T free throw 3 - 3 made (3) | 33-43 | -10 | |
| END OF PERIOD | | | | |
| NEV 33-43 CSU | | | | |



Officials: Michael Irving, Ryan Holmes, Eric Curry

Colorado St. - 43

| NO. | Name | F | Min | FG | | | 3P | | | FT | | | Rebounds | | | Fouls | | TP | AS | TO | ST | Blocks | | +/- |
|---------------|-------------------|---|-------|-------|------|-------|----|----|-----|----|----|----|----------|-----|----|-------|---|----|----|----|----|--------|--|-----|
| | | | | M-A | M-A | M-A | OR | DR | TOT | PF | FD | OR | DR | TOT | BS | BA | | | | | | | | |
| 1 | Joel Scott | F | 07:29 | 1-3 | 0-0 | 1-1 | 1 | 1 | 2 | 2 | 1 | 3 | 1 | 0 | 0 | 0 | 0 | 0 | 0 | 0 | 0 | 3 | | |
| 12 | Patrick Cartier | F | 10:04 | 0-2 | 0-0 | 1-2 | 0 | 0 | 0 | 2 | 1 | 1 | 0 | 1 | 0 | 1 | 0 | 0 | 0 | 0 | 1 | 4 | | |
| 3 | Josiah Strong | G | 11:48 | 0-3 | 0-2 | 0-0 | 0 | 0 | 0 | 2 | 2 | 0 | 0 | 1 | 2 | 0 | 1 | 2 | 0 | 1 | 7 | | | |
| 4 | Isaiah Stevens | G | 18:50 | 3-5 | 1-3 | 0-0 | 0 | 2 | 2 | 1 | 0 | 7 | 4 | 2 | 1 | 0 | 0 | 0 | 0 | 9 | | | | |
| 10 | Nique Clifford | G | 15:23 | 4-5 | 0-1 | 2-4 | 1 | 3 | 4 | 1 | 2 | 10 | 2 | 0 | 1 | 0 | 0 | 0 | 12 | | | | | |
| 15 | Jalen Lake | | 13:51 | 5-5 | 3-3 | 2-2 | 0 | 1 | 1 | 1 | 1 | 15 | 1 | 0 | 1 | 0 | 0 | 7 | | | | | | |
| 20 | Joe Palmer | | 08:54 | 1-3 | 0-2 | 2-2 | 1 | 0 | 1 | 0 | 4 | 4 | 1 | 0 | 0 | 0 | 0 | -3 | | | | | | |
| 21 | Rashaan Mbemba | | 08:55 | 0-0 | 0-0 | 3-4 | 0 | 2 | 2 | 1 | 2 | 3 | 0 | 0 | 0 | 0 | 0 | 9 | | | | | | |
| 2 | Taviontae Jackson | | 03:37 | 0-0 | 0-0 | 0-0 | 0 | 0 | 0 | 3 | 0 | 0 | 0 | 1 | 0 | 0 | 0 | 1 | | | | | | |
| 0 | Kyan Evans | | 01:09 | 0-0 | 0-0 | 0-0 | 0 | 0 | 0 | 0 | 0 | 0 | 0 | 0 | 0 | 0 | 0 | 1 | | | | | | |
| Team | | | | | | | 1 | 1 | 2 | | | 0 | | | 0 | | | | | | | | | |
| Totals | | | | 14-26 | 4-11 | 11-15 | 4 | 10 | 14 | 13 | 13 | 43 | 9 | 5 | 5 | 0 | 2 | 10 | | | | | | |

| Shooting By Period | | |
|--------------------|-------|-------|
| 1st FG% | 14-26 | 53.8% |
| 3PT% | 4-11 | 36.4% |
| FT% | 11-15 | 73.3% |
| GM FG% | 14-26 | 53.8% |
| 3PT% | 4-11 | 36.4% |
| FT% | 11-15 | 73.3% |

Dead Ball Rebounds: 2, 0

Technical Fouls::NONE

Nevada #23 - 33

| NO. | Name | F | Min | FG | | | 3P | | | FT | | | Rebounds | | | Fouls | | TP | AS | TO | ST | Blocks | | +/- |
|---------------|------------------|---|-------|------|-----|-------|----|----|-----|----|----|----|----------|-----|----|-------|---|-----|----|-----|----|--------|--|-----|
| | | | | M-A | M-A | M-A | OR | DR | TOT | PF | FD | OR | DR | TOT | BS | BA | | | | | | | | |
| 4 | Tre Coleman | F | 10:47 | 0-2 | 0-1 | 0-0 | 0 | 1 | 1 | 2 | 0 | 0 | 1 | 1 | 0 | 0 | 0 | 0 | 0 | 0 | 0 | -6 | | |
| 11 | Nick Davidson | F | 14:34 | 1-3 | 0-1 | 0-0 | 1 | 2 | 3 | 2 | 1 | 2 | 0 | 2 | 1 | 0 | 0 | 0 | 0 | -11 | | | | |
| 42 | K.J. Hymes | F | 06:38 | 0-1 | 0-0 | 3-4 | 1 | 1 | 2 | 2 | 2 | 3 | 0 | 0 | 0 | 0 | 0 | 3 | | | | | | |
| 2 | Jarod Lucas | G | 18:45 | 4-6 | 2-3 | 2-3 | 0 | 3 | 3 | 0 | 2 | 12 | 0 | 1 | 1 | 0 | 0 | -9 | | | | | | |
| 13 | Kenan Blackshear | G | 13:48 | 1-2 | 0-0 | 1-2 | 0 | 1 | 1 | 2 | 2 | 3 | 2 | 3 | 0 | 1 | 0 | -8 | | | | | | |
| 20 | Daniel Foster | | 14:05 | 1-3 | 0-0 | 0-0 | 2 | 0 | 2 | 2 | 1 | 2 | 0 | 0 | 1 | 0 | 0 | -12 | | | | | | |
| 3 | Tyler Rolison | | 09:22 | 0-2 | 0-1 | 3-3 | 0 | 1 | 1 | 2 | 1 | 3 | 1 | 2 | 1 | 0 | 0 | -4 | | | | | | |
| 33 | Tylan Pope | | 10:30 | 1-2 | 0-0 | 6-6 | 2 | 1 | 3 | 1 | 4 | 8 | 0 | 1 | 0 | 1 | 0 | -5 | | | | | | |
| 23 | Jazz Gardner | | 01:31 | 0-0 | 0-0 | 0-0 | 0 | 0 | 0 | 0 | 0 | 0 | 0 | 0 | 0 | 0 | 0 | 2 | | | | | | |
| Team | | | | | | | 0 | 0 | 0 | | | 0 | | | 1 | | | | | | | | | |
| Totals | | | | 8-21 | 2-6 | 15-18 | 6 | 10 | 16 | 13 | 13 | 33 | 4 | 11 | 4 | 2 | 0 | -10 | | | | | | |

| Shooting By Period | | |
|--------------------|-------|-------|
| 1st FG% | 8-21 | 38.1% |
| 3PT% | 2-6 | 33.3% |
| FT% | 15-18 | 83.3% |
| GM FG% | 8-21 | 38.1% |
| 3PT% | 2-6 | 33.3% |
| FT% | 15-18 | 83.3% |

Dead Ball Rebounds: 0, 0

Technical Fouls::NONE

| | CSU | NEV |
|------------------|----------------------------|---------------------------|
| Biggest lead | 15 (1 st 1:02) | 4 (1 st 17:52) |
| Best Scoring Run | 11 (1 st 12:58) | 7 (1 st 10:48) |
| Lead Changes | 1 | |
| Times Tied | 3 | |
| Time with Lead | 15:06 | 02:30 |

| Points from | CSU | NEV |
|---------------|-----|-----|
| Turnovers | 14 | 9 |
| Paint | 14 | 8 |
| Second Chance | 8 | 7 |
| Fast Breaks | 7 | 4 |
| Bench | 22 | 13 |

| | Period by Period Scoring | | |
|-----|--------------------------|-----|-----|
| | 1st | 2nd | TOT |
| CSU | 43 | 42 | 85 |
| NEV | 33 | 45 | 78 |



Colorado St. at Nevada #23

03/14/24 Thomas & Mack Center, Las Vegas
2023-24 Men's Basketball

Officials: Michael Irving, Ryan Holmes, Eric Curry

Period 2

Quarter Starters:

| | | | | | |
|------------|-----------|-------------|---------------|-----------------|--------------|
| NEV | 2 Lucas J | 4 Coleman T | 11 Davidson N | 13 Blackshear K | 42 Hymes K |
| CSU | 1 Scott J | 3 Strong J | 4 Stevens I | 10 Clifford N | 12 Cartier P |

| Game Time | NEV | Score | Diff | CSU |
|-----------|---|--------------|------------|---|
| 20:00 | 3 ROLISON T substitution out | | | |
| 20:00 | 20 FOSTER D substitution out | | | |
| 20:00 | 23 GARDNER J substitution out | | | |
| 20:00 | 33 POPE T substitution out | | | |
| 20:00 | 4 COLEMAN T substitution in | | | |
| 20:00 | 11 DAVIDSON N substitution in | | | |
| 20:00 | 13 BLACKSHEAR K substitution in | | | |
| 20:00 | 42 HYMES K substitution in | | | |
| 20:00 | | | | 15 LAKE J substitution out |
| 20:00 | | | | 20 PALMER J substitution out |
| 20:00 | | | | 21 MBEMBA R substitution out |
| 20:00 | | | | 1 SCOTT J substitution in |
| 20:00 | | | | 3 STRONG J substitution in |
| 20:00 | | | | 12 CARTIER P substitution in |
| 19:48 | | | | 1 SCOTT J 2pt FG in the paint, layup blocked |
| 19:48 | 11 DAVIDSON N block (1) | | | |
| 19:45 | 11 DAVIDSON N defensive rebound (4) | | | |
| 19:43 | 13 BLACKSHEAR K 2pt FG in the paint, jump shot made (5) | 35-43 | -8 | |
| 19:30 | | 35-45 | -10 | 4 STEVENS I 2pt FG in the paint, layup made (9) |
| 19:10 | 4 COLEMAN T 3pt FG , jump shot made (3) | 38-45 | -7 | |
| 19:10 | 13 BLACKSHEAR K assist (3) | | | |
| 18:50 | | | | 12 CARTIER P 3pt FG , jump shot missed |
| 18:47 | 4 COLEMAN T defensive rebound (2) | | | |
| 18:39 | 13 BLACKSHEAR K 2pt FG outside the paint, jump shot made (7) | 40-45 | -5 | |
| 18:28 | | | | 4 STEVENS I 2pt FG in the paint, jump shot missed |
| 18:26 | 11 DAVIDSON N defensive rebound (5) | | | |
| 18:07 | 42 HYMES K 2pt FG in the paint, layup blocked | | | |
| 18:07 | | | | 10 CLIFFORD N block (1) |
| 18:03 | 11 DAVIDSON N offensive rebound (6) | | | |
| 17:59 | 2 LUCAS J 2pt FG second chance in the paint, floating jump shot made (14) | 42-45 | -3 | |
| 17:42 | | | | 1 SCOTT J 2pt FG in the paint, layup blocked |
| 17:42 | 42 HYMES K block (1) | | | |
| 17:38 | | | | 12 CARTIER P offensive rebound (1) |
| 17:33 | 42 HYMES K foul shooting (3 - 1) | | | 12 CARTIER P foul drawn (2) |
| 17:33 | | 42-46 | -4 | 12 CARTIER P free throw 1 - 2 made (2) |
| 17:33 | 42 HYMES K substitution out | | | |
| 17:33 | 20 FOSTER D substitution in | | | |
| 17:33 | | 42-47 | -5 | 12 CARTIER P free throw 2 - 2 made (3) |
| 17:17 | 11 DAVIDSON N 2pt FG in the paint, layup made (4) | 44-47 | -3 | |
| 17:17 | 11 DAVIDSON N foul drawn (2) | | | 12 CARTIER P foul shooting (3 - 1) |
| 17:17 | | | | 12 CARTIER P substitution out |
| 17:17 | | | | 20 PALMER J substitution in |



Colorado St. at Nevada #23

03/14/24 Thomas & Mack Center, Las Vegas
2023-24 Men's Basketball

Officials: Michael Irving, Ryan Holmes, Eric Curry

| Game Time | NEV | Score | Diff | CSU |
|-----------|--|-------|------|---|
| 17:17 | 11 DAVIDSON N free throw 1 - 1 made (5) | 45-47 | -2 | |
| 17:02 | | 45-50 | -5 | 3 STRONG J 3pt FG , jump shot made (3) |
| 17:02 | | | | 4 STEVENS I assist (5) |
| 16:35 | 13 BLACKSHEAR K 2pt FG outside the paint, jump shot missed | | | |
| 16:33 | | | | 1 SCOTT J defensive rebound (3) |
| 16:26 | 11 DAVIDSON N foul personal (3 - 2) | | | 4 STEVENS I foul drawn (1) |
| 16:19 | 11 DAVIDSON N foul shooting (4 - 3) | | | 20 PALMER J foul drawn (5) |
| 16:19 | | | | 20 PALMER J free throw 1 - 2 missed |
| 16:19 | | | | offensive dead ball rebound (3) |
| 16:19 | 11 DAVIDSON N substitution out | | | |
| 16:19 | 33 POPE T substitution in | | | |
| 16:19 | | 45-51 | -6 | 20 PALMER J free throw 2 - 2 made (5) |
| 15:58 | 20 FOSTER D turnover bad pass (1) | | | 10 CLIFFORD N steal (2) |
| 15:55 | | 45-53 | -8 | 3 STRONG J 2pt FG fast break from turnover in the paint, layup made (5) |
| 15:55 | | | | 10 CLIFFORD N assist (3) |
| 15:32 | 2 LUCAS J 3pt FG , jump shot blocked | | | |
| 15:32 | | | | 10 CLIFFORD N block (2) |
| 15:28 | | | | 10 CLIFFORD N defensive rebound (5) |
| 15:23 | | 45-55 | -10 | 1 SCOTT J 2pt FG fast break in the paint, layup made (5) |
| 15:23 | | | | 10 CLIFFORD N assist (4) |
| 15:15 | Timeout 30 Sec | | | |
| 14:59 | 4 COLEMAN T 2pt FG in the paint, layup missed | | | |
| 14:57 | | | | 10 CLIFFORD N defensive rebound (6) |
| 14:49 | | | | 3 STRONG J 3pt FG , jump shot missed |
| 14:45 | 13 BLACKSHEAR K defensive rebound (2) | | | |
| 14:33 | 2 LUCAS J foul drawn (3) | | | 1 SCOTT J foul personal (3 - 2) |
| 14:33 | Timeout media | | | |
| 14:33 | | | | 1 SCOTT J substitution out |
| 14:33 | | | | 3 STRONG J substitution out |
| 14:33 | | | | 15 LAKE J substitution in |
| 14:33 | | | | 21 MBEMBA R substitution in |
| 14:26 | 2 LUCAS J 3pt FG , jump shot missed | | | |
| 14:23 | 33 POPE T offensive rebound (4) | | | |
| 14:22 | 33 POPE T 2pt FG second chance in the paint, jump shot blocked | | | |
| 14:22 | | | | 10 CLIFFORD N block (3) |
| 14:19 | | | | 15 LAKE J defensive rebound (2) |
| 14:10 | 13 BLACKSHEAR K foul shooting (3 - 4) | | | 4 STEVENS I foul drawn (2) |
| 14:10 | | | | 4 STEVENS I free throw 1 - 2 missed |
| 14:10 | | | | offensive dead ball rebound (4) |
| 14:10 | 13 BLACKSHEAR K substitution out | | | |
| 14:10 | 33 POPE T substitution out | | | |
| 14:10 | 3 ROLISON T substitution in | | | |
| 14:10 | 42 HYMES K substitution in | | | |
| 14:10 | | 45-56 | -11 | 4 STEVENS I free throw 2 - 2 made (10) |
| 13:56 | 2 LUCAS J 2pt FG outside the paint, jump shot missed | | | |
| 13:54 | | | | 20 PALMER J defensive rebound (2) |
| 13:47 | | | | 21 MBEMBA R turnover travel (1) |
| 13:30 | 20 FOSTER D foul offensive (3 - 5) | | | 10 CLIFFORD N foul drawn (3) |



Colorado St. at Nevada #23

03/14/24 Thomas & Mack Center, Las Vegas
2023-24 Men's Basketball

Officials: Michael Irving, Ryan Holmes, Eric Curry

| Game Time | NEV | Score | Diff | CSU |
|-----------|---|--------------|------------|---|
| 13:30 | 20 FOSTER D turnover offensive (2) | | | |
| 13:18 | | 45-59 | -14 | 4 STEVENS I 3pt FG from turnover, jump shot made (13) |
| 13:06 | 20 FOSTER D foul drawn (2) | | | 20 PALMER J foul personal (1 - 3) |
| 13:02 | 2 LUCAS J foul drawn (4) | | | 10 CLIFFORD N foul shooting (2 - 4) |
| 13:02 | 2 LUCAS J free throw 1 - 2 made (15) | 46-59 | -13 | |
| 13:02 | | | | 10 CLIFFORD N substitution out |
| 13:02 | | | | 2 JACKSON T substitution in |
| 13:02 | 2 LUCAS J free throw 2 - 2 made (16) | 47-59 | -12 | |
| 12:42 | | | | 21 MBEMBA R 2pt FG in the paint, layup missed |
| 12:40 | | | | 20 PALMER J offensive rebound (3) |
| 12:33 | | 47-62 | -15 | 20 PALMER J 3pt FG second chance, jump shot made (8) |
| 12:33 | | | | 2 JACKSON T assist (1) |
| 12:10 | 42 HYMES K 2pt FG in the paint, jump shot made (5) | 49-62 | -13 | |
| 12:10 | 42 HYMES K foul drawn (3) | | | 21 MBEMBA R foul shooting (2 - 5) |
| 12:10 | 42 HYMES K free throw 1 - 1 missed | | | |
| 12:10 | 4 COLEMAN T offensive rebound (3) | | | |
| 12:07 | 2 LUCAS J 3pt FG second chance, jump shot missed | | | |
| 12:04 | | | | 2 JACKSON T defensive rebound (1) |
| 11:47 | | | | 15 LAKE J 2pt FG outside the paint, jump shot missed |
| 11:42 | 42 HYMES K defensive rebound (3) | | | |
| 11:38 | 3 ROLISON T foul drawn (2) | | | 4 STEVENS I foul shooting (2 - 6) |
| 11:38 | Timeout media | | | |
| 11:38 | 3 ROLISON T free throw 1 - 2 made (4) | 50-62 | -12 | |
| 11:38 | 3 ROLISON T free throw 2 - 2 missed | | | |
| 11:38 | | | | 2 JACKSON T defensive rebound (2) |
| 11:15 | | 50-64 | -14 | 20 PALMER J 2pt FG in the paint, jump shot made (10) |
| 11:15 | | | | 21 MBEMBA R assist (1) |
| 10:59 | 42 HYMES K 2pt FG in the paint, layup made (7) | 52-64 | -12 | |
| 10:59 | 3 ROLISON T assist (2) | | | |
| 10:35 | | 52-66 | -14 | 21 MBEMBA R 2pt FG in the paint, layup made (5) |
| 10:35 | | | | 4 STEVENS I assist (6) |
| 10:23 | 3 ROLISON T foul drawn (3) | | | 4 STEVENS I foul personal (3 - 7) |
| 10:23 | 4 COLEMAN T substitution out | | | |
| 10:23 | 20 FOSTER D substitution out | | | |
| 10:23 | 11 DAVIDSON N substitution in | | | |
| 10:23 | 13 BLACKSHEAR K substitution in | | | |
| 10:23 | | | | 21 MBEMBA R substitution out |
| 10:23 | | | | 1 SCOTT J substitution in |
| 10:23 | 3 ROLISON T 1&1 free throw 1 made (5) | 53-66 | -13 | |
| 10:23 | 3 ROLISON T 1&1 free throw 2 made (6) | 54-66 | -12 | |
| 10:04 | | 54-68 | -14 | 1 SCOTT J 2pt FG in the paint, layup made (7) |
| 10:04 | | | | 4 STEVENS I assist (7) |
| 09:38 | 13 BLACKSHEAR K 2pt FG in the paint, jump shot made (9) | 56-68 | -12 | |
| 09:38 | 13 BLACKSHEAR K foul drawn (3) | | | 2 JACKSON T foul shooting (4 - 8) |
| 09:38 | | | | 2 JACKSON T substitution out |
| 09:38 | | | | 10 CLIFFORD N substitution in |
| 09:38 | 13 BLACKSHEAR K free throw 1 - 1 made (10) | 57-68 | -11 | |
| 09:19 | 3 ROLISON T foul shooting (3 - 6) | | | 4 STEVENS I foul drawn (3) |
| 09:19 | | 57-69 | -12 | 4 STEVENS I free throw 1 - 2 made (14) |



Colorado St. at Nevada #23

03/14/24 Thomas & Mack Center, Las Vegas
2023-24 Men's Basketball

Officials: Michael Irving, Ryan Holmes, Eric Curry

| Game Time | NEV | Score | Diff | CSU |
|-----------|--|--------------|------------|---|
| 09:19 | 3 ROLISON T substitution out | | | |
| 09:19 | 4 COLEMAN T substitution in | | | |
| 09:19 | | | | 20 PALMER J substitution out |
| 09:19 | | | | 12 CARTIER P substitution in |
| 09:19 | | 57-70 | -13 | 4 STEVENS I free throw 2 - 2 made (15) |
| 09:06 | 42 HYMES K foul drawn (4) | | | 1 SCOTT J foul personal (4 - 9) |
| 09:06 | | | | 1 SCOTT J substitution out |
| 09:06 | | | | 20 PALMER J substitution in |
| 09:06 | 42 HYMES K 1&1 free throw 1 made (8) | 58-70 | -12 | |
| 09:06 | 42 HYMES K 1&1 free throw 2 missed | | | |
| 09:06 | | | | 10 CLIFFORD N defensive rebound (7) |
| 08:52 | | | | 10 CLIFFORD N 2pt FG in the paint, layup blocked |
| 08:52 | 11 DAVIDSON N block (2) | | | |
| 08:52 | | | | offensive rebound (25) |
| 08:52 | | | | 4 STEVENS I turnover lost ball (3) |
| 08:34 | 4 COLEMAN T 3pt FG from turnover, jump shot made (6) | 61-70 | -9 | |
| 08:34 | 11 DAVIDSON N assist (1) | | | |
| 08:24 | | 61-72 | -11 | 20 PALMER J 2pt FG fast break in the paint, dunk, made (12) |
| 08:24 | | | | 10 CLIFFORD N assist (5) |
| 07:57 | 42 HYMES K foul drawn (5) | | | 20 PALMER J foul personal (2 - 10) |
| 07:57 | Timeout media | | | |
| 07:57 | 42 HYMES K free throw 1 - 2 missed | | | |
| 07:57 | offensive dead ball rebound (1) | | | |
| 07:57 | 42 HYMES K free throw 2 - 2 missed | | | |
| 07:57 | | | | 10 CLIFFORD N defensive rebound (8) |
| 07:30 | | | | 4 STEVENS I 2pt FG in the paint, jump shot missed |
| 07:28 | | | | 20 PALMER J offensive rebound (4) |
| 07:22 | 11 DAVIDSON N steal (2) | | | 10 CLIFFORD N turnover bad pass (1) |
| 07:07 | 2 LUCAS J foul drawn (5) | | | 12 CARTIER P foul shooting (4 - 11) |
| 07:07 | 2 LUCAS J free throw 1 - 2 made (17) | 62-72 | -10 | |
| 07:07 | 42 HYMES K substitution out | | | |
| 07:07 | 33 POPE T substitution in | | | |
| 07:07 | | | | 12 CARTIER P substitution out |
| 07:07 | | | | 21 MBEMBA R substitution in |
| 07:07 | | | | 15 LAKE J substitution out |
| 07:07 | | | | 3 STRONG J substitution in |
| 07:07 | 2 LUCAS J free throw 2 - 2 made (18) | 63-72 | -9 | |
| 06:44 | | | | 21 MBEMBA R 2pt FG in the paint, layup missed |
| 06:42 | | | | 10 CLIFFORD N offensive rebound (9) |
| 06:32 | | 63-74 | -11 | 21 MBEMBA R 2pt FG second chance in the paint, layup made (7) |
| 06:14 | 11 DAVIDSON N 2pt FG in the paint, layup made (7) | 65-74 | -9 | |
| 06:14 | 2 LUCAS J assist (1) | | | |
| 05:48 | | | | 4 STEVENS I 2pt FG outside the paint, jump shot missed |
| 05:46 | 33 POPE T defensive rebound (5) | | | |
| 05:41 | 11 DAVIDSON N 2pt FG fast break in the paint, layup made (9) | 67-74 | -7 | |
| 05:41 | 13 BLACKSHEAR K assist (4) | | | |
| 05:41 | | | | 21 MBEMBA R substitution out |
| 05:41 | | | | 1 SCOTT J substitution in |



Colorado St. at Nevada #23

03/14/24 Thomas & Mack Center, Las Vegas
2023-24 Men's Basketball

Officials: Michael Irving, Ryan Holmes, Eric Curry

| Game Time | NEV | Score | Diff | CSU |
|-----------|---|--------------|------------|--|
| 05:28 | | | | 20 PALMER J 3pt FG , jump shot missed |
| 05:26 | 33 POPE T defensive rebound (6) | | | |
| 05:21 | 33 POPE T 2pt FG in the paint, layup made (10) | 69-74 | -5 | |
| 05:21 | 13 BLACKSHEAR K assist (5) | | | |
| 05:17 | | | | Timeout 30 Sec |
| 05:17 | 11 DAVIDSON N substitution out | | | |
| 05:17 | 42 HYMES K substitution in | | | |
| 05:17 | | | | 20 PALMER J substitution out |
| 05:17 | | | | 12 CARTIER P substitution in |
| 04:56 | | 69-76 | -7 | 10 CLIFFORD N 2pt FG in the paint, turnaround jump shot made (12) |
| 04:43 | 13 BLACKSHEAR K 2pt FG outside the paint, jump shot missed | | | |
| 04:39 | | | | defensive rebound (29) |
| 04:21 | | 69-78 | -9 | 12 CARTIER P 2pt FG in the paint, layup made (5) |
| 04:21 | | | | 1 SCOTT J assist (2) |
| 04:14 | Timeout 30 Sec | | | |
| 04:04 | 33 POPE T foul offensive (2 - 7) | | | 4 STEVENS I foul drawn (4) |
| 04:04 | 33 POPE T turnover offensive (2) | | | |
| 04:04 | 42 HYMES K substitution out | | | |
| 04:04 | 11 DAVIDSON N substitution in | | | |
| 03:42 | | | | 10 CLIFFORD N 3pt FG from turnover, jump shot missed |
| 03:39 | | | | 1 SCOTT J offensive rebound (4) |
| 03:27 | 33 POPE T foul shooting (3 - 8) | | | 1 SCOTT J foul drawn (2) |
| 03:27 | | | | 1 SCOTT J free throw 1 - 2 missed |
| 03:27 | | | | offensive dead ball rebound (5) |
| 03:27 | 33 POPE T substitution out | | | |
| 03:27 | 20 FOSTER D substitution in | | | |
| 03:27 | | 69-79 | -10 | 1 SCOTT J free throw 2 - 2 made (8) |
| 03:11 | 20 FOSTER D 3pt FG , jump shot made (5) | 72-79 | -7 | |
| 03:11 | 13 BLACKSHEAR K assist (6) | | | |
| 02:55 | 4 COLEMAN T steal (1) | | | 3 STRONG J turnover bad pass (2) |
| 02:49 | 13 BLACKSHEAR K turnover bad pass (4) | | | 1 SCOTT J steal (1) |
| 02:21 | | | | 3 STRONG J 3pt FG from turnover, jump shot missed |
| 02:19 | | | | 1 SCOTT J offensive rebound (5) |
| 02:18 | | 72-81 | -9 | 1 SCOTT J 2pt FG from turnover second chance in the paint, layup made (10) |
| 02:16 | 11 DAVIDSON N foul shooting (5 - 9) | | | 1 SCOTT J foul drawn (3) |
| 02:16 | 11 DAVIDSON N substitution out | | | |
| 02:16 | 42 HYMES K substitution in | | | |
| 02:16 | | | | 3 STRONG J substitution out |
| 02:16 | | | | 15 LAKE J substitution in |
| 02:16 | | 72-82 | -10 | 1 SCOTT J free throw 1 - 1 made (11) |
| 01:50 | 13 BLACKSHEAR K 2pt FG outside the paint, jump shot made (12) | 74-82 | -8 | |
| 01:21 | | | | 1 SCOTT J 2pt FG in the paint, layup missed |
| 01:19 | 20 FOSTER D defensive rebound (3) | | | |
| 01:11 | 13 BLACKSHEAR K foul drawn (4) | | | 12 CARTIER P foul shooting (5 - 12) |
| 01:11 | | | | 12 CARTIER P substitution out |
| 01:11 | | | | 3 STRONG J substitution in |
| 01:11 | 13 BLACKSHEAR K free throw 1 - 2 missed | | | |



Colorado St. at Nevada #23

03/14/24 Thomas & Mack Center, Las Vegas
2023-24 Men's Basketball

Officials: Michael Irving, Ryan Holmes, Eric Curry

| Game Time | NEV | Score | Diff | CSU |
|----------------------|--|--------------|-----------|---|
| 01:11 | offensive dead ball rebound (2) | | | |
| 01:11 | 13 BLACKSHEAR K free throw 2 - 2 made (13) | 75-82 | -7 | |
| 00:42 | | | | 4 STEVENS I 3pt FG , jump shot missed |
| 00:41 | 13 BLACKSHEAR K defensive rebound (3) | | | |
| 00:41 | 13 BLACKSHEAR K foul drawn (5) | | | 1 SCOTT J foul personal (5 - 13) |
| 00:41 | | | | 1 SCOTT J substitution out |
| 00:41 | | | | 21 MBEMBA R substitution in |
| 00:41 | 13 BLACKSHEAR K free throw fast break 1 - 2 made (14) | 76-82 | -6 | |
| 00:41 | 13 BLACKSHEAR K free throw fast break 2 - 2 missed | | | |
| 00:41 | 13 BLACKSHEAR K offensive rebound (4) | | | |
| 00:40 | 13 BLACKSHEAR K 2pt FG second chance in the paint, layup made (16) | 78-82 | -4 | |
| 00:29 | 2 LUCAS J foul personal (1 - 10) | | | 10 CLIFFORD N foul drawn (4) |
| 00:29 | | 78-83 | -5 | 10 CLIFFORD N free throw 1 - 2 made (13) |
| 00:29 | | 78-84 | -6 | 10 CLIFFORD N free throw 2 - 2 made (14) |
| 00:29 | 42 HYMES K substitution out | | | |
| 00:29 | 3 ROLISON T substitution in | | | |
| 00:29 | | | | Timeout 30 Sec |
| 00:29 | | | | 21 MBEMBA R substitution out |
| 00:29 | | | | 20 PALMER J substitution in |
| 00:18 | 4 COLEMAN T 3pt FG , jump shot missed | | | |
| 00:14 | 20 FOSTER D offensive rebound (4) | | | |
| 00:11 | 2 LUCAS J 3pt FG second chance, jump shot missed | | | |
| 00:08 | | | | 15 LAKE J defensive rebound (3) |
| 00:08 | 20 FOSTER D foul personal (4 - 11) | | | 15 LAKE J foul drawn (2) |
| 00:08 | | 78-85 | -7 | 15 LAKE J free throw fast break 1 - 2 made (16) |
| 00:08 | | | | 15 LAKE J free throw fast break 2 - 2 missed |
| 00:08 | 20 FOSTER D defensive rebound (5) | | | |
| 00:03 | 3 ROLISON T 3pt FG , jump shot missed | | | |
| 00:00 | | | | 10 CLIFFORD N defensive rebound (10) |
| END OF GAME | | | | |
| NEV 78-85 CSU | | | | |



Colorado St. at Nevada #23

03/14/24 Thomas & Mack Center, Las Vegas
2023-24 Men's Basketball

Officials: Michael Irving, Ryan Holmes, Eric Curry

Colorado St. - 42

| NO. | Name | F | Min | FG | 3P | FT | Rebounds | | | Fouls | | TP | AS | TO | ST | Blocks | | +/- |
|---------------|-------------------|---|-------|-------|-----|-------|----------|----|-----|-------|----|----|----|----|----|--------|----|-----|
| | | | | M-A | M-A | M-A | OR | DR | TOT | PF | FD | | | | | BS | BA | |
| 1 | Joel Scott | F | 11:44 | 3-6 | 0-0 | 2-3 | 2 | 1 | 3 | 3 | 2 | 8 | 1 | 0 | 1 | 0 | 2 | -1 |
| 12 | Patrick Cartier | F | 09:01 | 1-2 | 0-1 | 2-2 | 1 | 0 | 1 | 3 | 1 | 4 | 0 | 0 | 0 | 0 | 0 | -6 |
| 3 | Josiah Strong | G | 11:29 | 2-4 | 1-3 | 0-0 | 0 | 0 | 0 | 0 | 0 | 5 | 0 | 1 | 0 | 0 | 0 | -2 |
| 4 | Isaiah Stevens | G | 20:00 | 2-6 | 1-2 | 3-4 | 0 | 0 | 0 | 2 | 4 | 8 | 3 | 1 | 0 | 0 | 0 | -3 |
| 10 | Nique Clifford | G | 16:36 | 1-3 | 0-1 | 2-2 | 1 | 5 | 6 | 1 | 2 | 4 | 3 | 1 | 1 | 3 | 1 | -2 |
| 20 | Joe Palmer | | 12:16 | 3-4 | 1-2 | 1-2 | 2 | 1 | 3 | 2 | 1 | 8 | 0 | 0 | 0 | 0 | 0 | 2 |
| 15 | Jalen Lake | | 09:42 | 0-1 | 0-0 | 1-2 | 0 | 2 | 2 | 0 | 1 | 1 | 0 | 0 | 0 | 0 | 0 | -2 |
| 21 | Rashaan Mbemba | | 05:48 | 2-4 | 0-0 | 0-0 | 0 | 0 | 0 | 1 | 0 | 4 | 1 | 1 | 0 | 0 | 0 | 0 |
| 2 | Taviontae Jackson | | 03:24 | 0-0 | 0-0 | 0-0 | 0 | 2 | 2 | 1 | 0 | 0 | 1 | 0 | 0 | 0 | 0 | -1 |
| Team | | | | | | | 1 | 1 | 2 | | | 0 | | 0 | | | | |
| Totals | | | | 14-30 | 3-9 | 11-15 | 7 | 12 | 19 | 13 | 11 | 42 | 9 | 4 | 2 | 3 | 3 | -3 |

| Shooting By Period | | |
|---------------------|-------|-------|
| 2 nd FG% | 14-30 | 46.7% |
| 3PT% | 3-9 | 33.3% |
| FT% | 11-15 | 73.3% |
| GM FG% | 14-30 | 46.7% |
| 3PT% | 3-9 | 33.3% |
| FT% | 11-15 | 73.3% |

Dead Ball Rebounds: 3, 0

Technical Fouls::NONE

Nevada #23 - 45

| NO. | Name | F | Min | FG | 3P | FT | Rebounds | | | Fouls | | TP | AS | TO | ST | Blocks | | +/- |
|---------------|------------------|---|-------|-------|-----|-------|----------|----|-----|-------|----|----|----|----|----|--------|----|-----|
| | | | | M-A | M-A | M-A | OR | DR | TOT | PF | FD | | | | | BS | BA | |
| 4 | Tre Coleman | F | 18:56 | 2-4 | 2-3 | 0-0 | 1 | 1 | 2 | 0 | 0 | 6 | 0 | 0 | 1 | 0 | 0 | 1 |
| 11 | Nick Davidson | F | 10:35 | 3-3 | 0-0 | 1-1 | 1 | 2 | 3 | 3 | 1 | 7 | 1 | 0 | 1 | 2 | 0 | 14 |
| 42 | K.J. Hymes | F | 12:30 | 2-3 | 0-0 | 1-5 | 0 | 1 | 1 | 1 | 3 | 5 | 0 | 0 | 0 | 1 | 1 | 5 |
| 2 | Jarod Lucas | G | 20:00 | 1-6 | 0-4 | 4-4 | 0 | 0 | 0 | 1 | 3 | 6 | 1 | 0 | 0 | 0 | 1 | 3 |
| 13 | Kenan Blackshear | G | 16:13 | 5-7 | 0-0 | 3-5 | 1 | 2 | 3 | 1 | 3 | 13 | 4 | 1 | 0 | 0 | 0 | 7 |
| 23 | Jazz Gardner | | 00:00 | 0-0 | 0-0 | 0-0 | 0 | 0 | 0 | 0 | 0 | 0 | 0 | 0 | 0 | 0 | 0 | 0 |
| 20 | Daniel Foster | | 10:37 | 1-1 | 1-1 | 0-0 | 1 | 2 | 3 | 2 | 1 | 3 | 0 | 2 | 0 | 0 | 0 | -8 |
| 33 | Tylan Pope | | 05:49 | 1-2 | 0-0 | 0-0 | 1 | 2 | 3 | 2 | 0 | 2 | 0 | 1 | 0 | 0 | 1 | -4 |
| 3 | Tyler Rolison | | 05:20 | 0-1 | 0-1 | 3-4 | 0 | 0 | 0 | 1 | 2 | 3 | 1 | 0 | 0 | 0 | 0 | -3 |
| Team | | | | | | | 0 | 0 | 0 | | | 0 | | 0 | | | | |
| Totals | | | | 15-27 | 3-9 | 12-19 | 5 | 10 | 15 | 11 | 13 | 45 | 7 | 4 | 2 | 3 | 3 | 3 |

| Shooting By Period | | |
|---------------------|-------|-------|
| 2 nd FG% | 15-27 | 55.6% |
| 3PT% | 3-9 | 33.3% |
| FT% | 12-19 | 63.2% |
| GM FG% | 15-27 | 55.6% |
| 3PT% | 3-9 | 33.3% |
| FT% | 12-19 | 63.2% |

Dead Ball Rebounds: 2, 0

Technical Fouls::NONE

| | CSU | NEV |
|------------------|----------------------------|---------------------------|
| Biggest lead | 15 (2 nd 12:33) | 0 (1 st 20:00) |
| Best Scoring Run | 12(2 nd 13:18) | 7(2 nd 17:59) |
| Lead Changes | 0 | |
| Times Tied | 0 | |
| Time with Lead | 19:48 | 00:00 |

| Points from | CSU | NEV |
|---------------|-----|-----|
| Turnovers | 9 | 5 |
| Paint | 22 | 20 |
| Second Chance | 11 | 4 |
| Fast Breaks | 7 | 3 |
| Bench | 13 | 8 |

| | Period by Period Scoring | | |
|-----|--------------------------|-----|-----|
| | 1st | 2nd | TOT |
| CSU | 43 | 42 | 85 |
| NEV | 33 | 45 | 78 |



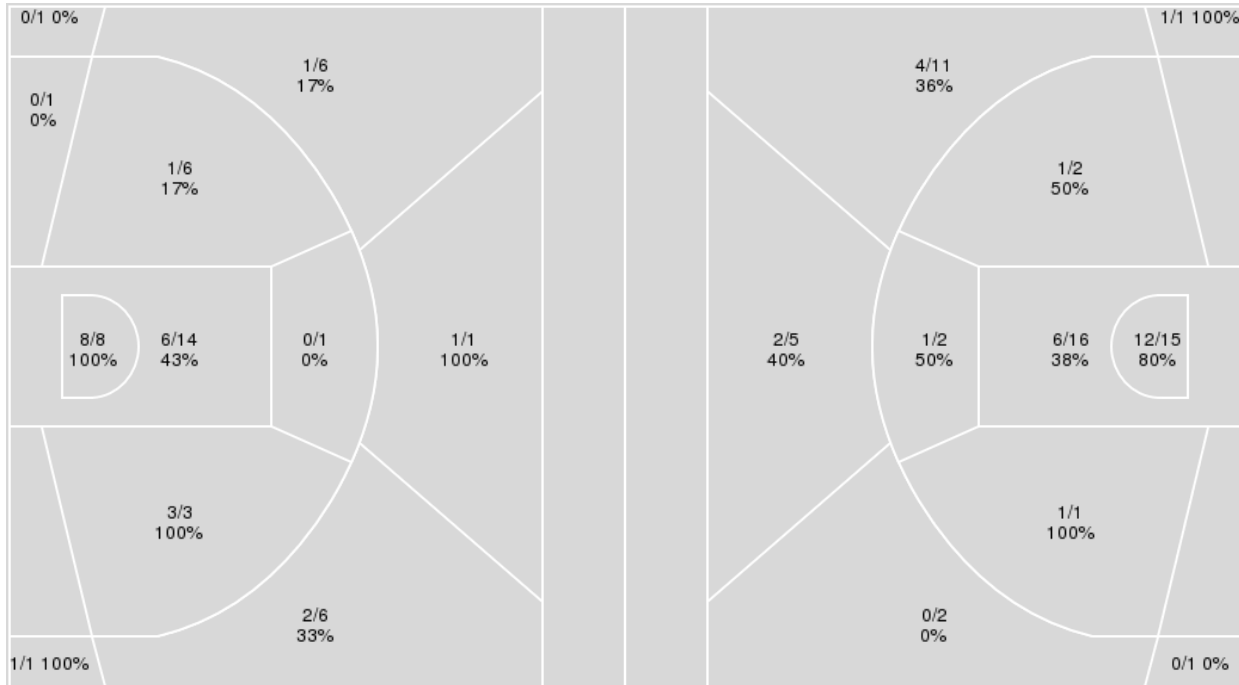
Officials: Michael Irving, Ryan Holmes, Eric Curry

{ Players => All; } FG Types => All; Results => All;

{ Players => All; } FG Types => All; Results => All;

Nevada #23

Colorado St.



| Nevada #23 | M/A | % |
|-------------------|------------|----------|
| Field Goals | 23/48 | 48 |
| 2 Points | 18/33 | 55 |
| 3 Points | 5/15 | 33 |
| Free Throws | 27/37 | 73 |

| Colorado St. | M/A | % |
|---------------------|------------|----------|
| Field Goals | 28/56 | 50 |
| 2 Points | 21/36 | 58 |
| 3 Points | 7/20 | 35 |
| Free Throws | 22/30 | 73 |



Colorado St. at Nevada #23

03/14/24 Thomas & Mack Center, Las Vegas
2023-24 Men's Basketball

Officials: Michael Irving, Ryan Holmes, Eric Curry

Colorado St.

| No | Name | Mins | | Score | | Points Diff | | Points per Min | | Assists | | Rebounds | | Steals | | Turnovers | |
|----|-------------------|-------|-------|---------|---------|-------------|-----|----------------|------|---------|-----|----------|-----|--------|-----|-----------|-----|
| | | On | Off | On | Off | On | Off | On | Off | On | Off | On | Off | On | Off | On | Off |
| 0 | Kyan Evans | 01:09 | 38:51 | 3 - 2 | 82 - 76 | 1 | 6 | 2.61 | 2.11 | 0 | 18 | 2 | 31 | 1 | 6 | 1 | 8 |
| 1 | Joel Scott | 19:13 | 20:47 | 36 - 34 | 49 - 44 | 2 | 5 | 1.87 | 2.36 | 8 | 10 | 12 | 21 | 3 | 4 | 2 | 7 |
| 2 | Taviontae Jackson | 07:01 | 32:59 | 16 - 16 | 69 - 62 | 0 | 7 | 2.28 | 2.09 | 6 | 12 | 3 | 30 | 0 | 7 | 1 | 8 |
| 3 | Josiah Strong | 23:17 | 16:43 | 47 - 42 | 38 - 36 | 5 | 2 | 2.02 | 2.27 | 8 | 10 | 21 | 12 | 7 | 0 | 4 | 5 |
| 4 | Isaiah Stevens | 38:50 | 01:10 | 82 - 76 | 3 - 2 | 6 | 1 | 2.11 | 2.57 | 18 | 0 | 31 | 2 | 6 | 1 | 8 | 1 |
| 10 | Nique Clifford | 31:59 | 08:01 | 69 - 59 | 16 - 19 | 10 | -3 | 2.16 | 2.00 | 12 | 6 | 30 | 3 | 5 | 2 | 8 | 1 |
| 12 | Patrick Cartier | 19:05 | 20:55 | 32 - 34 | 53 - 44 | -2 | 9 | 1.68 | 2.53 | 6 | 12 | 16 | 17 | 4 | 3 | 5 | 4 |
| 15 | Jalen Lake | 23:33 | 16:27 | 54 - 49 | 31 - 29 | 5 | 2 | 2.29 | 1.88 | 12 | 6 | 18 | 15 | 4 | 3 | 6 | 3 |
| 20 | Joe Palmer | 21:10 | 18:50 | 45 - 46 | 40 - 32 | -1 | 8 | 2.13 | 2.12 | 12 | 6 | 20 | 13 | 3 | 4 | 6 | 3 |
| 21 | Rashaan Mbemba | 14:43 | 25:17 | 41 - 32 | 44 - 46 | 9 | -2 | 2.79 | 1.74 | 8 | 10 | 12 | 21 | 2 | 5 | 4 | 5 |

Nevada #23

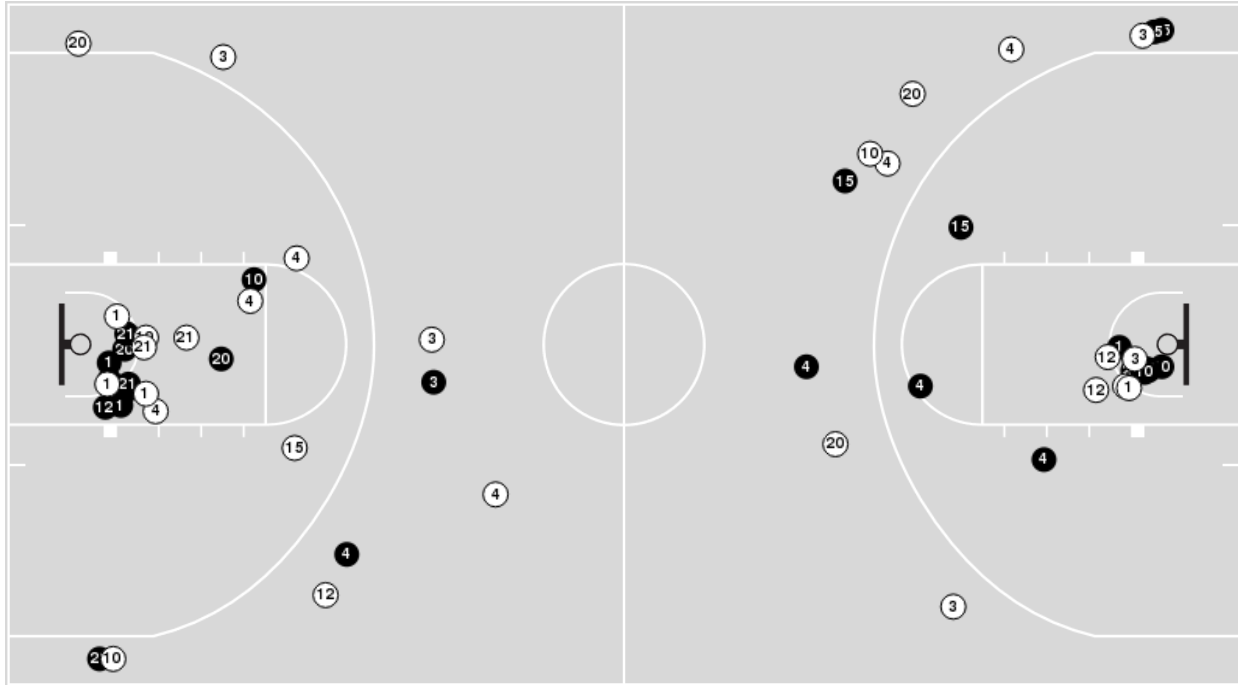
| No | Name | Mins | | Score | | Points Diff | | Points per Min | | Assists | | Rebounds | | Steals | | Turnovers | |
|----|------------------|-------|-------|---------|---------|-------------|-----|----------------|------|---------|-----|----------|-----|--------|-----|-----------|-----|
| | | On | Off | On | Off | On | Off | On | Off | On | Off | On | Off | On | Off | On | Off |
| 2 | Jarod Lucas | 38:45 | 01:15 | 76 - 82 | 2 - 3 | -6 | -1 | 1.96 | 1.60 | 11 | 0 | 29 | 2 | 6 | 0 | 15 | 0 |
| 3 | Tyler Rolison | 14:42 | 25:18 | 29 - 36 | 49 - 49 | -7 | 0 | 1.97 | 1.94 | 2 | 9 | 12 | 19 | 2 | 4 | 5 | 10 |
| 4 | Tre Coleman | 29:43 | 10:17 | 54 - 59 | 24 - 26 | -5 | -2 | 1.82 | 2.33 | 9 | 2 | 23 | 8 | 3 | 3 | 9 | 6 |
| 11 | Nick Davidson | 25:09 | 14:51 | 51 - 48 | 27 - 37 | 3 | -10 | 2.03 | 1.82 | 10 | 1 | 18 | 13 | 4 | 2 | 10 | 5 |
| 13 | Kenan Blackshear | 30:01 | 09:59 | 59 - 60 | 19 - 25 | -1 | -6 | 1.97 | 1.90 | 10 | 1 | 25 | 6 | 4 | 2 | 12 | 3 |
| 20 | Daniel Foster | 24:42 | 15:18 | 41 - 61 | 37 - 24 | -20 | 13 | 1.66 | 2.42 | 4 | 7 | 20 | 11 | 4 | 2 | 11 | 4 |
| 23 | Jazz Gardner | 01:31 | 38:29 | 5 - 3 | 73 - 82 | 2 | -9 | 3.31 | 1.90 | 0 | 11 | 1 | 30 | 1 | 5 | 0 | 15 |
| 33 | Tylan Pope | 16:19 | 23:41 | 29 - 38 | 49 - 47 | -9 | 2 | 1.78 | 2.07 | 5 | 6 | 13 | 18 | 3 | 3 | 9 | 6 |
| 42 | K.J. Hymes | 19:08 | 20:52 | 46 - 38 | 32 - 47 | 8 | -15 | 2.40 | 1.53 | 4 | 7 | 14 | 17 | 3 | 3 | 4 | 11 |



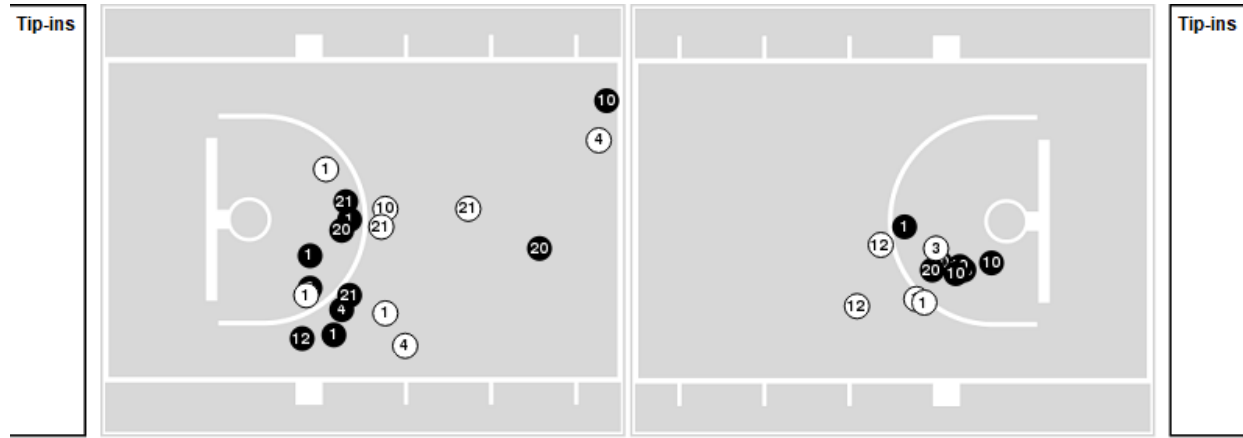
Officials: Michael Irving, Ryan Holmes, Eric Curry

Players => AllFG Types=>AllResults=>All
Colorado St.

All Field Goals



Blow Up Chart



● Made ○ Missed N - Player Number

| Colorado St. | M/A | % |
|--------------|-------|----|
| Field Goals | 28/56 | 50 |
| 2 Points | 21/36 | 58 |
| 3 Points | 7/20 | 35 |
| Free Throws | 22/30 | 73 |

| Colorado St. | M/A | % |
|----------------------|--------------|----|
| Points in the Paint | 36 (18 / 31) | 58 |
| Fast Break Points | 14 (10/12) | 83 |
| Second Chance Points | 19 (12/14) | 86 |
| Effective FG% | 56 | |

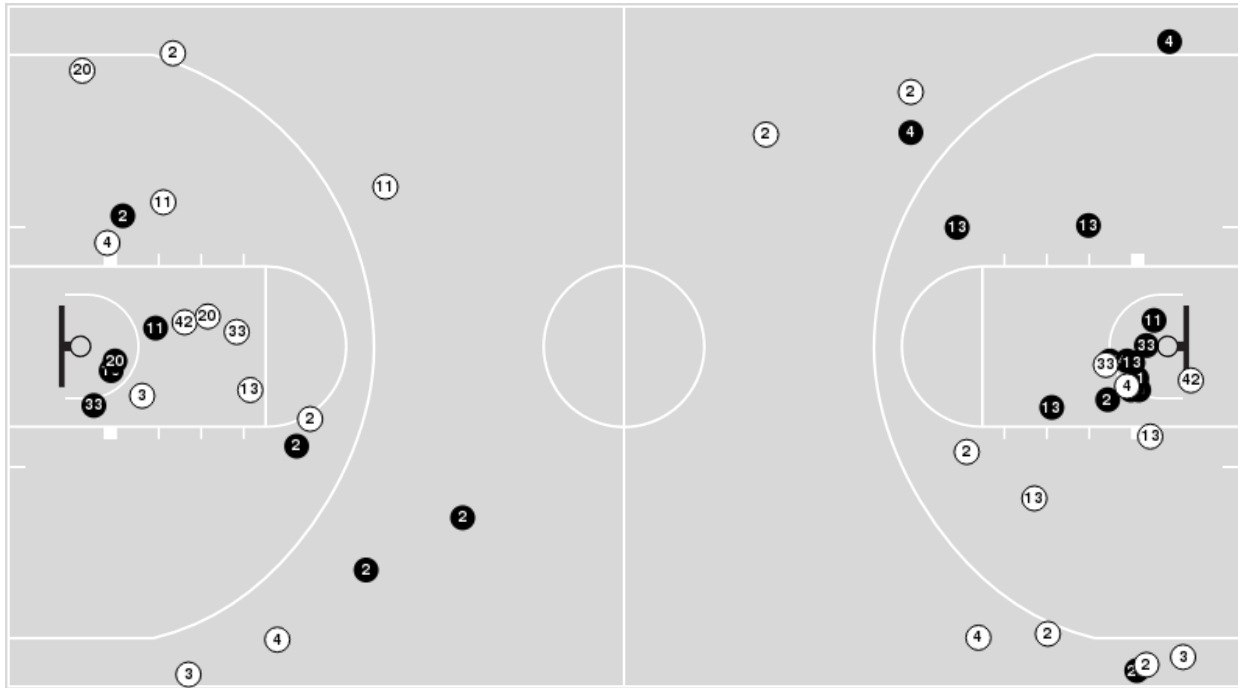


Officials: Michael Irving, Ryan Holmes, Eric Curry

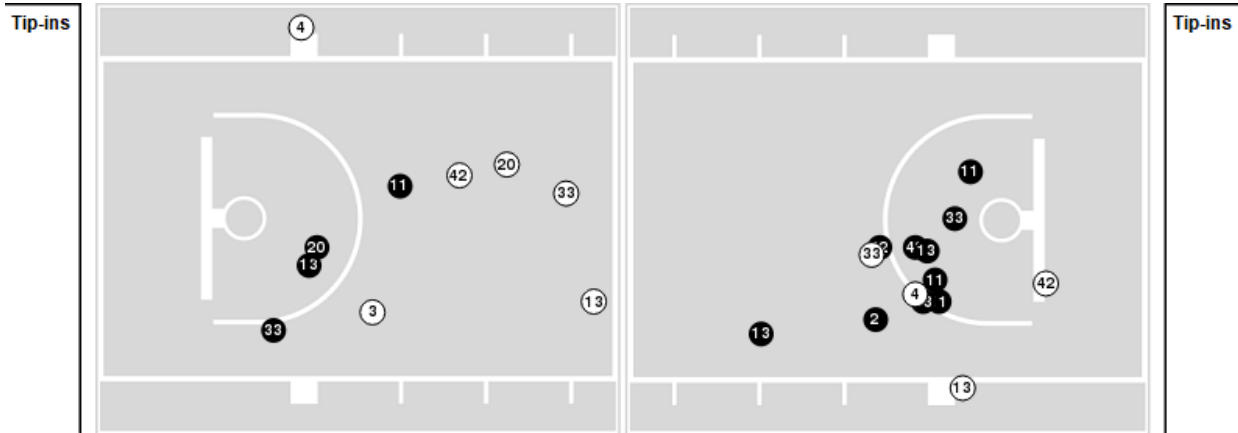
Players => AllFG Types=>AllResults=>All

Nevada #23

All Field Goals



Blow Up Chart



● Made ○ Missed N - Player Number

| Nevada #23 | M/A | % |
|-------------|-------|----|
| Field Goals | 23/48 | 48 |
| 2 Points | 18/33 | 55 |
| 3 Points | 5/15 | 33 |
| Free Throws | 27/37 | 73 |

| Nevada #23 | M/A | % |
|----------------------|--------------|----|
| Points in the Paint | 28 (14 / 22) | 64 |
| Fast Break Points | 7 (5/7) | 71 |
| Second Chance Points | 11 (8/13) | 62 |
| Effective FG% | 53 | |



Colorado St. at Nevada #23

03/14/24 Thomas & Mack Center, Las Vegas
2023-24 Men's Basketball

Officials: Michael Irving, Ryan Holmes, Eric Curry

Colorado St.

| Lineup | Quarter On | Time On | Quarter Off | Time Off | Time on Court | Score | Score Diff | Reb | Stl | Tov | Ass | PPP |
|--|------------|---------|-------------|----------|---------------|-------|------------|-----|-----|-----|-----|--------|
| 1- Scott J/ 3- Strong J/ 4- Stevens I/ 10- Clifford N/ 12- Cartier P/ | 1 | 20:00 | 1 | 15:00 | 05:00 | 7-5 | 2 | 5 | 0 | 1 | 2 | 1.0174 |
| 4- Stevens I/ 10- Clifford N/ 12- Cartier P/ 15- Lake J/ 20- Palmer J/ | 1 | 15:00 | 1 | 14:06 | 00:54 | 0-0 | 0 | 1 | 0 | 0 | 0 | 0.0000 |
| 4- Stevens I/ 10- Clifford N/ 15- Lake J/ 20- Palmer J/ 21- Mbemba R/ | 1 | 14:06 | 1 | 12:25 | 01:41 | 5-3 | 2 | 1 | 0 | 0 | 1 | 2.5000 |
| 2- Jackson T/ 4- Stevens I/ 15- Lake J/ 20- Palmer J/ 21- Mbemba R/ | 1 | 12:25 | 1 | 11:49 | 00:36 | 0-0 | 0 | 0 | 0 | 1 | 0 | 0.0000 |
| 1- Scott J/ 2- Jackson T/ 4- Stevens I/ 15- Lake J/ 20- Palmer J/ | 1 | 11:49 | 1 | 10:48 | 01:01 | 0-3 | -3 | 0 | 0 | 0 | 0 | 0.0000 |
| 1- Scott J/ 2- Jackson T/ 4- Stevens I/ 12- Cartier P/ 15- Lake J/ | 1 | 10:48 | 1 | 09:30 | 01:18 | 5-1 | 4 | 0 | 0 | 0 | 1 | 2.0492 |
| 1- Scott J/ 3- Strong J/ 4- Stevens I/ 12- Cartier P/ 15- Lake J/ | 1 | 09:30 | 1 | 09:20 | 00:10 | 0-0 | 0 | 0 | 1 | 0 | 0 | 0.0000 |
| 3- Strong J/ 4- Stevens I/ 12- Cartier P/ 15- Lake J/ 20- Palmer J/ | 1 | 09:20 | 1 | 07:48 | 01:32 | 2-5 | -3 | 0 | 1 | 0 | 1 | 1.0000 |
| 3- Strong J/ 10- Clifford N/ 12- Cartier P/ 15- Lake J/ 20- Palmer J/ | 1 | 07:48 | 1 | 07:47 | 00:01 | 0-0 | 0 | 0 | 0 | 0 | 0 | 0.0000 |
| 0- Evans K/ 3- Strong J/ 10- Clifford N/ 12- Cartier P/ 20- Palmer J/ | 1 | 07:47 | 1 | 06:38 | 01:09 | 3-2 | 1 | 2 | 1 | 1 | 0 | 0.7979 |
| 3- Strong J/ 4- Stevens I/ 10- Clifford N/ 15- Lake J/ 21- Mbemba R/ | 1 | 06:38 | 1 | 02:42 | 03:56 | 11-4 | 7 | 4 | 2 | 1 | 1 | 1.6871 |
| 2- Jackson T/ 4- Stevens I/ 10- Clifford N/ 15- Lake J/ 21- Mbemba R/ | 1 | 02:42 | 1 | 02:00 | 00:42 | 2-2 | 0 | 0 | 0 | 0 | 1 | 2.0000 |
| 4- Stevens I/ 10- Clifford N/ 15- Lake J/ 20- Palmer J/ 21- Mbemba R/ | 1 | 02:00 | 2 | 20:00 | 02:00 | 8-8 | 0 | 1 | 0 | 1 | 2 | 2.0000 |
| 1- Scott J/ 3- Strong J/ 4- Stevens I/ 10- Clifford N/ 12- Cartier P/ | 2 | 20:00 | 2 | 17:17 | 02:43 | 4-11 | -7 | 1 | 0 | 0 | 0 | 0.8197 |
| 1- Scott J/ 3- Strong J/ 4- Stevens I/ 10- Clifford N/ 20- Palmer J/ | 2 | 17:17 | 2 | 14:33 | 02:44 | 8-1 | 7 | 3 | 1 | 0 | 3 | 1.6393 |
| 4- Stevens I/ 10- Clifford N/ 15- Lake J/ 20- Palmer J/ 21- Mbemba R/ | 2 | 14:33 | 2 | 13:02 | 01:31 | 4-1 | 3 | 2 | 0 | 1 | 0 | 1.3889 |
| 2- Jackson T/ 4- Stevens I/ 15- Lake J/ 20- Palmer J/ 21- Mbemba R/ | 2 | 13:02 | 2 | 10:23 | 02:39 | 7-6 | 1 | 3 | 0 | 0 | 3 | 1.7500 |
| 1- Scott J/ 2- Jackson T/ 4- Stevens I/ 15- Lake J/ 20- Palmer J/ | 2 | 10:23 | 2 | 09:38 | 00:45 | 2-4 | -2 | 0 | 0 | 0 | 1 | 2.0000 |
| 1- Scott J/ 4- Stevens I/ 10- Clifford N/ 15- Lake J/ 20- Palmer J/ | 2 | 09:38 | 2 | 09:19 | 00:19 | 1-1 | 0 | 0 | 0 | 0 | 0 | 2.2727 |
| 1- Scott J/ 4- Stevens I/ 10- Clifford N/ 12- Cartier P/ 15- Lake J/ | 2 | 09:19 | 2 | 09:06 | 00:13 | 1-0 | 1 | 0 | 0 | 0 | 0 | 2.2727 |
| 4- Stevens I/ 10- Clifford N/ 12- Cartier P/ 15- Lake J/ 20- Palmer J/ | 2 | 09:06 | 2 | 07:07 | 01:59 | 2-5 | -3 | 4 | 0 | 2 | 1 | 0.6667 |
| 4- Stevens I/ 10- Clifford N/ 15- Lake J/ 20- Palmer J/ 21- Mbemba R/ | 2 | 07:07 | 2 | 07:07 | 00:00 | 0-0 | 0 | 0 | 0 | 0 | 0 | 0.0000 |
| 3- Strong J/ 4- Stevens I/ 10- Clifford N/ 20- Palmer J/ 21- Mbemba R/ | 2 | 07:07 | 2 | 05:41 | 01:26 | 2-5 | -3 | 1 | 0 | 0 | 0 | 1.0000 |
| 1- Scott J/ 3- Strong J/ 4- Stevens I/ 10- Clifford N/ 20- Palmer J/ | 2 | 05:41 | 2 | 05:17 | 00:24 | 0-2 | -2 | 0 | 0 | 0 | 0 | 0.0000 |
| 1- Scott J/ 3- Strong J/ 4- Stevens I/ 10- Clifford N/ 12- Cartier P/ | 2 | 05:17 | 2 | 02:16 | 03:01 | 7-3 | 4 | 3 | 1 | 1 | 1 | 1.4344 |
| 1- Scott J/ 4- Stevens I/ 10- Clifford N/ 12- Cartier P/ 15- Lake J/ | 2 | 02:16 | 2 | 01:11 | 01:05 | 1-2 | -1 | 0 | 0 | 0 | 0 | 0.6944 |
| 1- Scott J/ 3- Strong J/ 4- Stevens I/ 10- Clifford N/ 15- Lake J/ | 2 | 01:11 | 2 | 00:41 | 00:30 | 0-1 | -1 | 0 | 0 | 0 | 0 | 0.0000 |
| 3- Strong J/ 4- Stevens I/ 10- Clifford N/ 15- Lake J/ 21- Mbemba R/ | 2 | 00:41 | 2 | 00:29 | 00:12 | 2-3 | -1 | 0 | 0 | 0 | 0 | 2.2727 |
| 3- Strong J/ 4- Stevens I/ 10- Clifford N/ 15- Lake J/ 20- Palmer J/ | 2 | 00:29 | 2 | 00:00 | 00:29 | 1-0 | 1 | 2 | 0 | 0 | 0 | 1.1364 |



Colorado St. at Nevada #23

03/14/24 Thomas & Mack Center, Las Vegas
2023-24 Men's Basketball

Officials: Michael Irving, Ryan Holmes, Eric Curry

Nevada #23

| Lineup | Quarter On | Time On | Quarter Off | Time Off | Time on Court | Score | Score Diff | Reb | Stl | Tov | Ass | PPP |
|---|------------|---------|-------------|----------|---------------|-------|------------|-----|-----|-----|-----|--------|
| 2- Lucas J/ 4- Coleman T/ 11- Davidson N/ 13- Blackshear K/ 42- Hymes K/ | 1 | 20:00 | 1 | 17:17 | 02:43 | 5-1 | 4 | 2 | 1 | 0 | 1 | 1.7361 |
| 2- Lucas J/ 4- Coleman T/ 11- Davidson N/ 13- Blackshear K/ 20- Foster D/ | 1 | 17:17 | 1 | 15:00 | 02:17 | 0-6 | -6 | 1 | 0 | 1 | 0 | 0.0000 |
| 2- Lucas J/ 3- Rolison T/ 4- Coleman T/ 11- Davidson N/ 20- Foster D/ | 1 | 15:00 | 1 | 12:25 | 02:35 | 3-5 | -2 | 2 | 0 | 1 | 0 | 0.7500 |
| 2- Lucas J/ 3- Rolison T/ 4- Coleman T/ 20- Foster D/ 42- Hymes K/ | 1 | 12:25 | 1 | 12:25 | 00:00 | 0-0 | 0 | 0 | 0 | 0 | 0 | 0.0000 |
| 2- Lucas J/ 3- Rolison T/ 20- Foster D/ 33- Pope T/ 42- Hymes K/ | 1 | 12:25 | 1 | 11:16 | 01:09 | 2-0 | 2 | 1 | 1 | 1 | 0 | 1.0638 |
| 3- Rolison T/ 13- Blackshear K/ 20- Foster D/ 33- Pope T/ 42- Hymes K/ | 1 | 11:16 | 1 | 10:48 | 00:28 | 1-0 | 1 | 2 | 0 | 0 | 0 | 2.2727 |
| 3- Rolison T/ 4- Coleman T/ 13- Blackshear K/ 33- Pope T/ 42- Hymes K/ | 1 | 10:48 | 1 | 10:30 | 00:18 | 1-2 | -1 | 0 | 0 | 0 | 0 | 2.2727 |
| 3- Rolison T/ 4- Coleman T/ 11- Davidson N/ 13- Blackshear K/ 33- Pope T/ | 1 | 10:30 | 1 | 10:01 | 00:29 | 0-1 | -1 | 0 | 0 | 0 | 0 | 0.0000 |
| 2- Lucas J/ 4- Coleman T/ 11- Davidson N/ 13- Blackshear K/ 33- Pope T/ | 1 | 10:01 | 1 | 07:36 | 02:25 | 5-5 | 0 | 3 | 0 | 3 | 1 | 1.0000 |
| 2- Lucas J/ 11- Davidson N/ 13- Blackshear K/ 20- Foster D/ 33- Pope T/ | 1 | 07:36 | 1 | 06:58 | 00:38 | 0-1 | -1 | 1 | 0 | 1 | 0 | 0.0000 |
| 2- Lucas J/ 3- Rolison T/ 11- Davidson N/ 13- Blackshear K/ 20- Foster D/ | 1 | 06:58 | 1 | 05:03 | 01:55 | 3-4 | -1 | 2 | 0 | 2 | 1 | 0.7732 |
| 2- Lucas J/ 3- Rolison T/ 11- Davidson N/ 20- Foster D/ 33- Pope T/ | 1 | 05:03 | 1 | 04:45 | 00:18 | 0-3 | -3 | 0 | 0 | 0 | 0 | 0.0000 |
| 2- Lucas J/ 3- Rolison T/ 20- Foster D/ 23- Gardner J/ 33- Pope T/ | 1 | 04:45 | 1 | 03:56 | 00:49 | 0-1 | -1 | 0 | 0 | 0 | 0 | 0.0000 |
| 2- Lucas J/ 11- Davidson N/ 13- Blackshear K/ 20- Foster D/ 33- Pope T/ | 1 | 03:56 | 1 | 02:42 | 01:14 | 3-4 | -1 | 1 | 1 | 1 | 1 | 1.5957 |
| 2- Lucas J/ 13- Blackshear K/ 20- Foster D/ 33- Pope T/ 42- Hymes K/ | 1 | 02:42 | 1 | 01:21 | 01:21 | 3-5 | -2 | 0 | 0 | 1 | 0 | 1.2931 |
| 2- Lucas J/ 3- Rolison T/ 20- Foster D/ 33- Pope T/ 42- Hymes K/ | 1 | 01:21 | 1 | 00:41 | 00:39 | 2-3 | -1 | 0 | 0 | 0 | 0 | 2.2727 |
| 2- Lucas J/ 3- Rolison T/ 20- Foster D/ 23- Gardner J/ 33- Pope T/ | 1 | 00:41 | 2 | 20:00 | 00:41 | 5-2 | 3 | 1 | 1 | 0 | 0 | 2.1552 |
| 2- Lucas J/ 4- Coleman T/ 11- Davidson N/ 13- Blackshear K/ 42- Hymes K/ | 2 | 20:00 | 2 | 17:33 | 02:27 | 9-3 | 6 | 4 | 0 | 0 | 1 | 2.2500 |
| 2- Lucas J/ 4- Coleman T/ 11- Davidson N/ 13- Blackshear K/ 20- Foster D/ | 2 | 17:33 | 2 | 16:19 | 01:14 | 3-4 | -1 | 0 | 0 | 0 | 0 | 1.2295 |
| 2- Lucas J/ 4- Coleman T/ 13- Blackshear K/ 20- Foster D/ 33- Pope T/ | 2 | 16:19 | 2 | 14:10 | 02:09 | 0-5 | -5 | 2 | 0 | 1 | 0 | 0.0000 |
| 2- Lucas J/ 3- Rolison T/ 4- Coleman T/ 20- Foster D/ 42- Hymes K/ | 2 | 14:10 | 2 | 10:23 | 03:47 | 7-11 | -4 | 2 | 0 | 1 | 1 | 1.1290 |
| 2- Lucas J/ 3- Rolison T/ 11- Davidson N/ 13- Blackshear K/ 42- Hymes K/ | 2 | 10:23 | 2 | 09:19 | 01:04 | 5-3 | 2 | 0 | 0 | 0 | 0 | 2.1552 |
| 2- Lucas J/ 4- Coleman T/ 11- Davidson N/ 13- Blackshear K/ 42- Hymes K/ | 2 | 09:19 | 2 | 07:07 | 02:12 | 5-3 | 2 | 0 | 1 | 0 | 1 | 1.5625 |
| 2- Lucas J/ 4- Coleman T/ 11- Davidson N/ 13- Blackshear K/ 33- Pope T/ | 2 | 07:07 | 2 | 05:17 | 01:50 | 7-2 | 5 | 2 | 0 | 0 | 3 | 2.0349 |
| 2- Lucas J/ 4- Coleman T/ 13- Blackshear K/ 33- Pope T/ 42- Hymes K/ | 2 | 05:17 | 2 | 04:04 | 01:13 | 0-4 | -4 | 0 | 0 | 1 | 0 | 0.0000 |
| 2- Lucas J/ 4- Coleman T/ 11- Davidson N/ 13- Blackshear K/ 33- Pope T/ | 2 | 04:04 | 2 | 03:27 | 00:37 | 0-0 | 0 | 0 | 0 | 0 | 0 | 0.0000 |
| 2- Lucas J/ 4- Coleman T/ 11- Davidson N/ 13- Blackshear K/ 20- Foster D/ | 2 | 03:27 | 2 | 02:16 | 01:11 | 3-3 | 0 | 0 | 1 | 1 | 1 | 1.5000 |
| 2- Lucas J/ 4- Coleman T/ 13- Blackshear K/ 20- Foster D/ 42- Hymes K/ | 2 | 02:16 | 2 | 00:29 | 01:47 | 6-3 | 3 | 3 | 0 | 0 | 0 | 2.1739 |
| 2- Lucas J/ 3- Rolison T/ 4- Coleman T/ 13- Blackshear K/ 20- Foster D/ | 2 | 00:29 | 2 | 00:00 | 00:29 | 0-1 | -1 | 2 | 0 | 0 | 0 | 0.0000 |



Colorado St. at Nevada #23

03/14/24 Thomas & Mack Center, Las Vegas
2023-24 Men's Basketball

Officials: Michael Irving, Ryan Holmes, Eric Curry

Colorado St.

| Lineup | Time | Score | Score Diff | Pts/Min | Reb | Stl | Tov | Ass | PPP |
|--|-------|-------|------------|---------|-----|-----|-----|-----|--------|
| 1- Scott J/ 3- Strong J/ 4- Stevens I/ 10- Clifford N/ 12- Cartier P/ | 10:44 | 18-19 | -1 | 1.6770 | 9 | 1 | 2 | 3 | 1.0817 |
| 4- Stevens I/ 10- Clifford N/ 15- Lake J/ 20- Palmer J/ 21- Mbemba R/ | 05:12 | 17-12 | 5 | 3.2692 | 4 | 0 | 2 | 3 | 1.9144 |
| 3- Strong J/ 4- Stevens I/ 10- Clifford N/ 15- Lake J/ 21- Mbemba R/ | 04:08 | 13-7 | 6 | 3.1452 | 4 | 2 | 1 | 1 | 1.7568 |
| 2- Jackson T/ 4- Stevens I/ 15- Lake J/ 20- Palmer J/ 21- Mbemba R/ | 03:15 | 7-6 | 1 | 2.1538 | 3 | 0 | 1 | 3 | 1.4000 |
| 1- Scott J/ 3- Strong J/ 4- Stevens I/ 10- Clifford N/ 20- Palmer J/ | 03:08 | 8-3 | 5 | 2.5532 | 3 | 1 | 0 | 3 | 1.3605 |
| 4- Stevens I/ 10- Clifford N/ 12- Cartier P/ 15- Lake J/ 20- Palmer J/ | 02:53 | 2-5 | -3 | 0.6936 | 5 | 0 | 2 | 1 | 0.5000 |
| 1- Scott J/ 2- Jackson T/ 4- Stevens I/ 15- Lake J/ 20- Palmer J/ | 01:46 | 2-7 | -5 | 1.1321 | 0 | 0 | 0 | 1 | 0.6667 |
| 3- Strong J/ 4- Stevens I/ 12- Cartier P/ 15- Lake J/ 20- Palmer J/ | 01:32 | 2-5 | -3 | 1.3043 | 0 | 1 | 0 | 1 | 1.0000 |
| 3- Strong J/ 4- Stevens I/ 10- Clifford N/ 20- Palmer J/ 21- Mbemba R/ | 01:26 | 2-5 | -3 | 1.3953 | 1 | 0 | 0 | 0 | 1.0000 |
| 1- Scott J/ 2- Jackson T/ 4- Stevens I/ 12- Cartier P/ 15- Lake J/ | 01:18 | 5-1 | 4 | 3.8462 | 0 | 0 | 0 | 1 | 2.0492 |
| 1- Scott J/ 4- Stevens I/ 10- Clifford N/ 12- Cartier P/ 15- Lake J/ | 01:18 | 2-2 | 0 | 1.5385 | 0 | 0 | 0 | 0 | 1.0638 |
| 0- Evans K/ 3- Strong J/ 10- Clifford N/ 12- Cartier P/ 20- Palmer J/ | 01:09 | 3-2 | 1 | 2.6087 | 2 | 1 | 1 | 0 | 0.7979 |
| 2- Jackson T/ 4- Stevens I/ 10- Clifford N/ 15- Lake J/ 21- Mbemba R/ | 00:42 | 2-2 | 0 | 2.8571 | 0 | 0 | 0 | 1 | 2.0000 |
| 1- Scott J/ 3- Strong J/ 4- Stevens I/ 10- Clifford N/ 15- Lake J/ | 00:30 | 0-1 | -1 | 0.0000 | 0 | 0 | 0 | 0 | 0.0000 |
| 3- Strong J/ 4- Stevens I/ 10- Clifford N/ 15- Lake J/ 20- Palmer J/ | 00:29 | 1-0 | 1 | 2.0690 | 2 | 0 | 0 | 0 | 1.1364 |
| 1- Scott J/ 4- Stevens I/ 10- Clifford N/ 15- Lake J/ 20- Palmer J/ | 00:19 | 1-1 | 0 | 3.1579 | 0 | 0 | 0 | 0 | 2.2727 |
| 1- Scott J/ 3- Strong J/ 4- Stevens I/ 12- Cartier P/ 15- Lake J/ | 00:10 | 0-0 | 0 | 0.0000 | 0 | 1 | 0 | 0 | 0.0000 |
| 3- Strong J/ 10- Clifford N/ 12- Cartier P/ 15- Lake J/ 20- Palmer J/ | 00:01 | 0-0 | 0 | 0.0000 | 0 | 0 | 0 | 0 | 0.0000 |



Colorado St. at Nevada #23

03/14/24 Thomas & Mack Center, Las Vegas
2023-24 Men's Basketball

Officials: Michael Irving, Ryan Holmes, Eric Curry

Nevada #23

| Lineup | Time | Score | Score Diff | Pts/Min | Reb | Stl | Tov | Ass | PPP |
|---|-------|-------|------------|---------|-----|-----|-----|-----|--------|
| 2- Lucas J/ 4- Coleman T/ 11- Davidson N/ 13- Blackshear K/ 42- Hymes K/ | 07:22 | 19-7 | 12 | 2.5792 | 6 | 2 | 0 | 3 | 1.8849 |
| 2- Lucas J/ 4- Coleman T/ 11- Davidson N/ 13- Blackshear K/ 33- Pope T/ | 04:52 | 12-7 | 5 | 2.4658 | 5 | 0 | 3 | 4 | 1.4218 |
| 2- Lucas J/ 4- Coleman T/ 11- Davidson N/ 13- Blackshear K/ 20- Foster D/ | 04:42 | 6-13 | -7 | 1.2766 | 1 | 1 | 2 | 1 | 0.7109 |
| 2- Lucas J/ 3- Rolison T/ 4- Coleman T/ 20- Foster D/ 42- Hymes K/ | 03:47 | 7-11 | -4 | 1.8502 | 2 | 0 | 1 | 1 | 1.1290 |
| 2- Lucas J/ 3- Rolison T/ 4- Coleman T/ 11- Davidson N/ 20- Foster D/ | 02:35 | 3-5 | -2 | 1.1613 | 2 | 0 | 1 | 0 | 0.7500 |
| 2- Lucas J/ 4- Coleman T/ 13- Blackshear K/ 20- Foster D/ 33- Pope T/ | 02:09 | 0-5 | -5 | 0.0000 | 2 | 0 | 1 | 0 | 0.0000 |
| 2- Lucas J/ 3- Rolison T/ 11- Davidson N/ 13- Blackshear K/ 20- Foster D/ | 01:55 | 3-4 | -1 | 1.5652 | 2 | 0 | 2 | 1 | 0.7732 |
| 2- Lucas J/ 11- Davidson N/ 13- Blackshear K/ 20- Foster D/ 33- Pope T/ | 01:52 | 3-5 | -2 | 1.6071 | 2 | 1 | 2 | 1 | 0.7732 |
| 2- Lucas J/ 3- Rolison T/ 20- Foster D/ 33- Pope T/ 42- Hymes K/ | 01:48 | 4-3 | 1 | 2.2161 | 1 | 1 | 1 | 0 | 1.4493 |
| 2- Lucas J/ 4- Coleman T/ 13- Blackshear K/ 20- Foster D/ 42- Hymes K/ | 01:47 | 6-3 | 3 | 3.3645 | 3 | 0 | 0 | 0 | 2.1739 |
| 2- Lucas J/ 3- Rolison T/ 20- Foster D/ 23- Gardner J/ 33- Pope T/ | 01:30 | 5-3 | 2 | 3.3076 | 1 | 1 | 0 | 0 | 1.5060 |
| 2- Lucas J/ 13- Blackshear K/ 20- Foster D/ 33- Pope T/ 42- Hymes K/ | 01:21 | 3-5 | -2 | 2.2222 | 0 | 0 | 1 | 0 | 1.2931 |
| 2- Lucas J/ 4- Coleman T/ 13- Blackshear K/ 33- Pope T/ 42- Hymes K/ | 01:13 | 0-4 | -4 | 0.0000 | 0 | 0 | 1 | 0 | 0.0000 |
| 2- Lucas J/ 3- Rolison T/ 11- Davidson N/ 13- Blackshear K/ 42- Hymes K/ | 01:04 | 5-3 | 2 | 4.6875 | 0 | 0 | 0 | 0 | 2.1552 |
| 3- Rolison T/ 4- Coleman T/ 11- Davidson N/ 13- Blackshear K/ 33- Pope T/ | 00:29 | 0-1 | -1 | 0.0000 | 0 | 0 | 0 | 0 | 0.0000 |
| 2- Lucas J/ 3- Rolison T/ 4- Coleman T/ 13- Blackshear K/ 20- Foster D/ | 00:29 | 0-1 | -1 | 0.0000 | 2 | 0 | 0 | 0 | 0.0000 |
| 3- Rolison T/ 13- Blackshear K/ 20- Foster D/ 33- Pope T/ 42- Hymes K/ | 00:28 | 1-0 | 1 | 2.1429 | 2 | 0 | 0 | 0 | 2.2727 |
| 3- Rolison T/ 4- Coleman T/ 13- Blackshear K/ 33- Pope T/ 42- Hymes K/ | 00:18 | 1-2 | -1 | 3.3333 | 0 | 0 | 0 | 0 | 2.2727 |
| 2- Lucas J/ 3- Rolison T/ 11- Davidson N/ 20- Foster D/ 33- Pope T/ | 00:18 | 0-3 | -3 | 0.0000 | 0 | 0 | 0 | 0 | 0.0000 |