



Cowboy Basketball Postseason Guide

WYOMING



2K

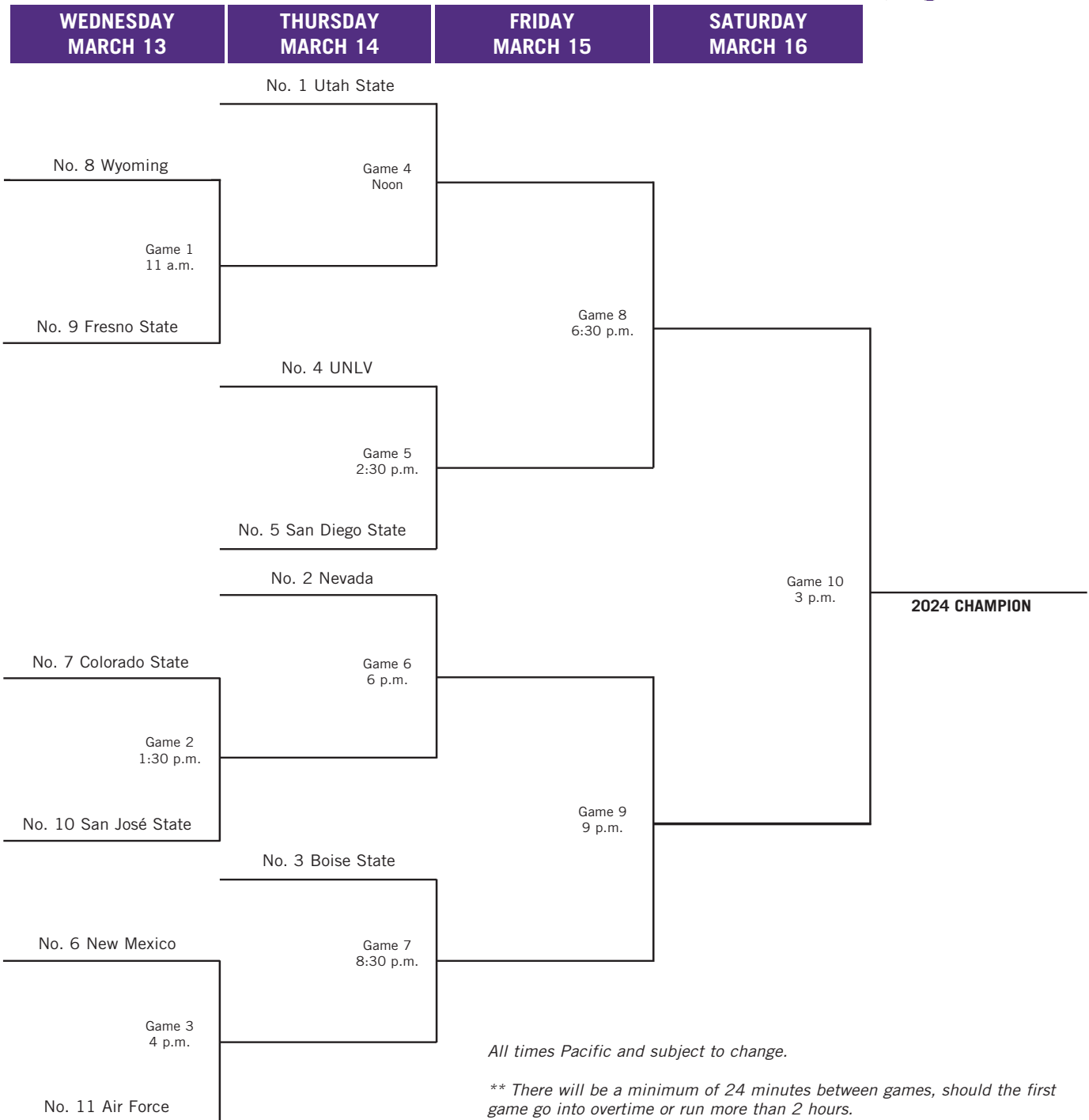
GRIFFIN

2000 CAREER COLLEGE POINTS

Wyoming Cowboys

2024 MOUNTAIN WEST MEN'S BASKETBALL CHAMPIONSHIP

WEDNESDAY-SATURDAY, MARCH 13-16
THOMAS & MACK CENTER
LAS VEGAS, NEVADA



All times Pacific and subject to change.

** There will be a minimum of 24 minutes between games, should the first game go into overtime or run more than 2 hours.

Wyoming Cowboys

WYOMING

COWBOYS

GAME NOTES

Nick Seeman, Assistant AD for Media and Public Relations - Cell Phone: 612-741-0550 - Email: nseeman@uwyo.edu

About The Contest

Game 32: vs. No. 9 Fresno State
 Wednesday, March 13 | Noon MT
 Thomas & Mack Center | Las Vegas, Nev.
Radio: Cowboy Sports Network
Play-by-Play: Keith Kelley
Color: Kevin McKinney
Stream: Mountain West Network
Play-by-Play: Nate Kreckman
Color: Terrence Ogelsby
Live Video/Audio/Stats: GoWyo.com

Schedule

Date	Opponent	Results/Time (TV)
10/27	Metro St. (Exhibition)	W, 79-67
11/7	Northern New Mexico	W, 104-56
11/11	Cal Poly	W, 80-66
11/16	Saint Louis #	L, 69-79 (ESPN2)
11/17	Coll. of Charleston #	W, 67-60 (ESPNU)
11/19	Furman #	W, 78-71 (ESPNU)
11/26	at 15 Texas	L, 63-86
12/1	at Portland	L, 70-81
12/5	SD School of Mines	W, 80-59
12/9	Stephen F. Austin	W, 78-70
12/16	Weber State	L, 71-84
12/20	South Dakota State ^	W, 78-65
12/21	UTEP ^	L, 67-78
12/30	at No. 12/14 BYU	L, 68-94
1/2	San Jose State *	W, 75-73
1/6	at RV/RV New Mexico *	L, 60-77
1/9	at 20/23 Utah State *	L, 59-83
1/13	Fresno State *	W, 68-67
1/20	RV/RV Nevada *	W, 98-93
1/23	at RV/RV San Diego St. *	L, 65-81
1/27	24/23 Colorado State *	W, 79-76 OT
1/30	at Air Force *	W, 83-72
2/3	at UNLV *	L, 48-62
2/6	25/25 New Mexico *	L, 73-91
2/14	RV/RV Utah State *	L, 76-78
2/17	at San Jose State *	W, 80-75
2/20	at RV/RV Nevada *	L, 58-76
2/24	NR/RV Boise State *	L, 72-92
2/27	UNLV *	L, 69-76 OT
3/2	at RV/NR Colorado St. *	L, 62-70
3/5	Air Force *	W, 74-63
3/9	at Fresno State *	W, 86-47
3/13	Fresno State \$	Noon (MWV)
3/14	Quarterfinals\$	TBD
3/15	Semifinals\$	TBD
3/16	Championship\$	TBD

Bold indicates home games; Dates are tentative and subject to change.
 # - Myrtle Beach Invitational
 ^ - Indicates WestStar Don Haskins Sun Bowl Invitational
 * Indicates Mountain West games
 \$ The 2024 Mountain West Championship will be played at the Thomas and Mack Center in Las Vegas, Nev.

Did You Know

National Earmuff Day on March 13th recognizes the creation of the protection that keeps our ears warm.

No. 8 Wyoming Cowboys (15-16 overall, 8-10 MW)

Projected Starters

Players	Pos.	Ht.	Wt.	Cl.	Hometown	PPG	RPG	APG
1 Brendan Wenzel	G	6-7	208	Sr.	San Antonio, Texas	11.5	5.2	1.5
3 Sam Griffin	G	6-3	188	Sr.	Miami, Fla.	16.8	3.8	3.4
13 Akuel Kot	G	6-2	167	Sr.	Amarillo, Texas	13.7	2.5	2.0
33 Mason Walters	F	6-9	221	Gr.	Jamestown, N.D.	12.5	5.2	2.1
44 Caden Powell	F	6-10	220	So.	Waco, Texas	5.5	4.5	1.2

	Pos.	Ht.	Wt.	Cl.	Hometown	PPG	RPG	APG
0 Nigle Cook	G	6-6	176	Fr.	DeLand, Fla.	6.0	2.0	0.0
2 Kobe Newton	G	6-2	178	Jr.	Portland, Ore.	4.7	1.0	0.6
5 Cam Manyawu	F	6-9	228	Fr.	Kansas City, Kan.	7.6	6.9	0.9
7 Jonas Sirtautas	F	6-10	185	Fr.	Kaunas, Lithuania	N/A		
10 Levi Brown	G	6-0	167	Fr.	Laramie, Wyo.	N/A		
11 Kael Combs	G	6-4	190	Fr.	Nixa, Mo.	2.7	1.0	0.7
15 Oleg Kojenets	F	7-0	228	So.	Kaunas, Lithuania	3.7	2.5	0.1
22 Kenny Foster	G	6-5	193	Gr.	Aurora, Colo.	1.5	1.3	0.3
24 Jacob Theodosiou	G	6-4	188	Fr.	Waterloo, Ontario	0.6	0.8	0.5
31 Cort Robertson	G	6-0	160	So.	Arlington, Wash.	1.5	0.1	0.0

Head Coach:

Jeff Linder (Western State)
 Wyoming Record: 63-58 (.521), 4th Year
 Overall Record: 143-108 (.570), 8th Year

Associate Head Coach:

Ken DeWeese (Mary Hardin-Baylor)

Assistant Coaches:

Bryston Williams (NW Missouri St.)
 Nick Whitmore (Boise State) Shaun Vandiver (Colorado) Tim O'Flannigan (Wyoming)



No. 9 Fresno State Bulldogs (11-20 overall, 4-14 MW)

Projected Starters

No.	Name	Pos.	Ht.	Wt.	Yr.	Hometown	PPG	RPG	APG
3	Isaiah Hill	G	6-0	170	Sr.	Bakersfield, Calif.	12.1	3.2	6.1
13	Enoch Boakye	C	6-11	250	Jr.	Brampton, Ontario	7.9	7.9	0.3
5	Jalen Weaver	G	6-4	200	Jr.	Aurora, Colo.	6.9	2.2	1.0
23	Leo Colimerio	G/F	6-7	193	Sr.	Sao Paulo, Brazil	6.5	3.8	1.1
53	Xavier DuSell	G	6-4	200	Sr.	Scottsdale, Ariz.	11.6	2.1	0.6

No.	Name	Pos.	Ht.	Wt.	Yr.	Hometown	PPG	RPG	APG
0	Donavan Yap Jr.	G	6-5	182	Sr.	Las Vegas, Nev.	8.7	1.7	1.8
1	Isaac Taveras	G	6-5	186	Fr.	Santo Domingo, D.R.	4.8	1.9	0.5
4	Chuks Isitua	C	6-10	226	Jr.	Lagos, Nigeria	N/A		
10	AJ Robinson	G	5-10	173	Fr.	Los Angeles, Calif.	0.0	0.0	0.0
12	Jeff Sims Jr.	G	6-1	165	RFr.	Menifee, Calif.	0.0	0.0	0.0
21	Isaiah Pope	G	6-5	200	Sr.	Yorba Linda, Calif.	8.7	3.3	1.5
33	Steven Vasquez Jr.	G	6-2	190	Jr.	Santa Maria, Calif.	0.9	1.1	0.3
34	Pierre Geneste Jr.	F	6-11	230	So.	Port-au-Prince, Haiti	0.5	0.9	0.0
35	Eduardo Andre	C	6-11	248	Sr.	Luanda, Angola	7.3	5.0	0.7
40	Chase Courtney	F	6-10	230	Jr.	Scottsdale, Ariz.	0.0	1.5	0.0

Head Coach:

Justin Hutson (CSU Bakersfield)
 Fresno St. Record: 91-91 (.500), 6th Year
 Overall Record: Same

Assistant Coaches:

Keith Brown, Vonn Webb, George Aramide

BY THE NUMBERS STAT COMPARISON

	PPG	OPPG	FG%	OFG%	3FG%	O3FG%	FT%	RPG	APG	TOPG	SPG	BPG
Wyoming	72.8	74.4	.452	.452	.368	.342	.747	34.6	11.6	12.8	5.0	2.4
Fresno State	67.1	73.5	.452	.464	.332	.373	.670	31.4	12.4	12.4	6.1	2.5

Wyoming Cowboys

Know The Foe

Wyoming Quick Facts

Location:	Laramie, Wyo.
Enrollment:	11,100
President:	Edward Seidel
Athletics Director:	Tom Burman
School Colors:	Brown & Gold
Home Arena:	Arena-Auditorium
23-24 Record:	15-16
23-24 MW Record:	8-10
Starters R/L:	1/4
Letterwinners R/L:	4/9
Head Coach:	Jeff Linder (4th Season)
Alma Mater:	Western State
UW Record:	63-58 (4th Season)
Overall Record:	143-108 (8th Season)

Fresno State Quick Facts

Location:	Fresno, Calif.
Enrollment:	24,050
School Colors:	Red and Blue
Home Arena:	Save Mart Center
23-24 Record:	11-20
23-24 MW Record:	4-14
Head Coach:	Justin Hutson
Alma Mater:	CSU Bakersfield
Fresno St. Record:	91-92 (6th Season)
Overall Record:	Same

Fresno State Series History

Overall Series: Fresno State leads 22-17
Series Began: Dec. 21, 1972
Wyoming Record at Home: 12-6
Wyoming Record on the Road: 5-15
Wyoming Record on Neutral Sites: 0-1
UW Head Coach Jeff Linder vs.: 6-2
Longest UW Win Streak: 3, 2023-Pres.
Longest FSU Win Streak: 4, 2019-2022
Largest UW Margin of Victory: 39 in 2024
Largest FSU Margin of Victory: 20, in 2021
Most Points Scored by UW: 102 in 2017
Most Points Scored by FSU: 100 in 2017
Last Meeting: March 9, 2024 UW won 86-47 in Fresno.

Date	Last 10 Meetings Score	Site
01/18/20	L 50-65	H
02/29/20	L 55-83	A
01/02/21	W 78-74	A
01/04/21	L 61-81	A
02/06/22	W 61-59	A
03/05/22	W 68-64 (ot)	H
12/28/22	L 53-58	A
1/31/23	W 85-62	H
1/13/24	W 68-67	H
3/9/24	W 86-47	A

Pokes Face Fresno State in MW Championship First Round on Wednesday

The Wyoming Cowboys head to Las Vegas to take on the Fresno State Bulldogs in the First Round of the Mountain West Championship inside the Thomas & Mack Center on Wednesday at Noon MT. The Cowboys are the eighth seed in the field with the Bulldogs finishing ninth in the conference. It marks back-to-back meetings between the schools.

The contest will be streamed on the Mountain West Network. Fans can watch, listen to the contest, as well as follow stats on GoWyo.com.. The game will be broadcast live on radio over the 26 affiliate stations of the Cowboy Sports Network, as Keith Kelly will be on the call alongside Kevin McKinney.

About The Teams

Wyoming is 15-16 overall and went 8-10 in conference play after defeating Fresno State 86-47 on Saturday Wyoming is shooting 45.2 percent from the field for the season and allowing opponents to also shoot 45.2 percent. UW has held opponents to under 45.2 percent in four-straight games. UW is shooting 36.8 percent from behind the arc, a number that ranks first in the MW. UW grabs 34.6 rebounds per game and are +1.4 on the glass this season. Wyoming is shooting 74.7 percent from the free throw line to rank second in the conference.

Fresno State heads into the contest with a 11-20 overall record and a 4-14 mark in conference play. The Bulldogs are scoring 67.1 points per game and are allowing 73.5 points per game. Fresno State is shooting 45.2 percent from the field and opponents are shooting 46.4 percent. The Bulldogs are recording 6.1 steals per game for the season.

About The Players

Wyoming is led in scoring this season by Sam Griffin at 16.8 points per game for sixth in the MW. He has scored 20 or more points in 11 games this season. He also leads the team adding 3.4 assists per game. He went over 2,000 career points on against Air Force. Akuel Kot adds 13.7 points per game. He has scored in double-figures in 24 games this season. Mason Walters adds 12.5 points per game and Brendan Wenzel adds 11.5 per night and has 60 threes on the season . Cam Manyawu adds 6.9 rebounds per game to lead the Pokes this season and rank eighth in the conference.

The Bulldogs are led in scoring by Isaiah Hill at 12.1 points per game for the season. He also adds 6.1 assists per game and 3.2 rebounds. He also leads the team with 39 steals. Xavier DuSell adds 11.6 points per game and has recorded 85 triples for the season shooting 39.7 percent.

About The Series

The Cowboys trail the all-time series against the Bulldogs 22-17 in a series that dates back to 1972. UW won the contest on Saturday by a score of 86-47 in Fresno. The two teams have met once on a neutral floor with the Bulldogs taking the win.

Up Next

Wyoming's season will continue with a win over Fresno State on Wednesday. The winner of the contest advance to play top-seeded Utah State on Thursday in the quarterfinals in a 1 p.m. MT start on CBS Sports Network.

Wyoming Cowboys

MW Standings and Results (as of March 11, 2023)

Team (AP/Coaches)	W	L	Pct.	Home	Away	Neutral	W	L	Pct.	Home	Away	Neutral	Last 10	Strk
Utah State (22/22)*	14	4	.778	8-1	6-3	0-0	26	5	.839	14-1	8-4	4-0	7-3	W5
Nevada (RV/RV)	13	5	.765	7-2	6-3	0-0	26	6	.813	15-2	8-3	3-1	9-1	W7
Boise State (RV/RV)	13	5	.765	6-3	7-2	0-0	22	9	.710	13-3	7-3	2-3	7-3	W1
UNLV	12	6	.667	6-3	6-3	0-0	19	11	.633	11-4	7-3	1-4	8-2	L1
San Diego State (21/19)	11	7	.611	8-1	3-6	0-0	22	9	.710	14-1	5-8	3-0	6-4	L2
New Mexico (RV/-)	10	8	.556	6-3	4-5	0-0	22	9	.710	13-2	5-7	4-0	4-6	L1
Colorado State (RV/-)	10	8	.556	8-1	2-7	0-0	22	9	.710	15-2	4-7	3-0	6-4	W2
Wyoming	8	10	.444	5-4	3-6	0-0	15	16	.484	9-5	3-10	3-1	3-7	W2
Fresno State	4	14	.222	2-7	2-7	0-0	11	20	.355	7-9	3-9	1-2	2-8	L7
San José State	2	16	.111	1-8	1-8	0-0	9	22	.290	6-9	1-12	2-1	1-9	L6
Air Force	2	16	.111	0-9	2-7	0-0	9	21	.300	4-12	5-8	0-1	1-9	L4

*2024 MW Regular-Season Champion, % MW Tournament Champion

23-24 MW Players of the Week

Nov. 13
Player - KENAN BLACKSHEAR, NEVADA
Freshman - CAM MANYAWU, WYOMING

Nov. 20
Player - JAYDON LEDEE, SDSU
Freshman - JT TOPPIN, NEW MEXICO

Nov. 27
Player - ISAIAH STEVENS, COLORADO STATE
Freshman - JT TOPPIN, NEW MEXICO

Dec. 4
Player - ISAIAH STEVENS, COLORADO STATE
Freshman - TRU WASHINGTON, NEW MEXICO

Dec. 11
Player - DONOVAN DENT, NEW MEXICO
Freshman - JT Toppin, NEW MEXICO

Dec. 18
Player - IAN MARTINEZ, UTAH STATE
Freshman - DEDAN THOMAS, Jr. - UNLV

Dec. 26
Player - JAROD LUCAS, NEVADA
Freshman - JT TOPPIN, NEW MEXICO

Jan. 2
Player - REESE WATERS, SDSU
Freshman - N/A

Jan. 9
Player - GREAT OSOBOR, UTAH STATE
Freshman - MASON FALSEV, UTAH STATE

Jan. 15
Player - GREAT OSOBOR, UTAH STATE
Freshman - JT TOPPIN, NEW MEXICO

Jan. 22
Player - SAM GRIFFIN, WYOMING
Freshman - NEW MEXICO

Jan. 29
Player - JAELEN HOUSE, NEW MEXICO
Freshman - JT TOPPIN, NEW MEXICO

Feb. 5
Player - MAX RICE, BOISE STATE
Freshman - DEDAN THOMAS, UNLV

Feb. 12
Player - NICK DAVIDSON, UTAH STATE
Freshman - DEDAN THOMAS, UNLV

Feb. 19
Player - JAYDON LEDEE, SDSU
Freshman - JT TOPPIN, New Mexico

Feb. 26
Player - DARIUS BROWN II, Utah State
Freshman - MASON FALSEV, Utah State

March 4
Player - JAROD LUCAS, Nevada
Freshman - JT TOPPIN, New Mexico

March 11
Player - DARIUS BROWN II, Utah State
Freshman - MASON FALSEV, Utah State

A LOOK AHEAD IN THE MW

Wednesday, March 13
No. 9 Fresno State vs. No. 8 Wyoming (MWN) 11 a.m. PT
No. 10 San José State vs. No. 7 Colorado State (MWN) 1:30 p.m. PT
No. 11 Air Force vs. No. 6 New Mexico (MWN) 4 p.m. PT

Thursday, March 14
Fresno State/Wyoming vs. No. 1 Utah State (CBSSN) Noon PT
No. 5 San Diego State vs. No. 4 UNLV (CBSSN) 2:30 p.m. PT
Colorado State/San José State vs. No. 2 Nevada (CBSSN) 6 p.m. PT
Air Force/ New Mexico vs. No. 3 Boise State (CBSSN) 8:30 p.m. PT

Friday, March 15
MW Championship Semifinals (CBSSN) 6:30 p.m. PT
MW Championship Semifinals (CBSSN) 9 p.m. PT

Saturday, March 16
MW Championship (CBS/Paramount+) 3 p.m. PT

A LOOK BACK IN THE MW

Saturday, March 9
Colorado State 82, Air Force 73* (Altitude2/MWN)
Wyoming 86, Fresno State 47* (MWN)
22/22 Utah State 87, New Mexico 85* (CBSSN)
Nevada 75, UNLV 65* (CBSSN)

Friday, March 8
Boise State 79, 21/19 San Diego State 77* (FS1)

Wednesday, March 6
22/22 Utah State 90, San José State 70* (CBSSN)
New Mexico 79, Fresno State 58* (FS1)

Tuesday, March 5
Wyoming 74, Air Force 63* (MWN)
UNLV 62, 21/19 San Diego State 58* (CBSSN)
Nevada 76, Boise State 66* (FS1)

Saturday, March 2
Colorado State 70, Wyoming 62* (MWN)
Boise State 89, New Mexico 79* (CBSSN)
UNLV 68, San José State 50* (CBSSN)

Friday, March 1
Nevada 74, Fresno State 66* (CBSSN)
22/23 Utah State 72, Air Force 60* (FS1)

Tuesday, February 27
Boise State 79, Air Force 48* (Altitude/MWN)
UNLV 75, Wyoming 69* (OT) (CBSSN)
22/23 Utah State 77, Fresno State 73* (OT) (MWN)
Nevada 77, Colorado State 74* (FS1)
20/19 San Diego State 72, San José State 64* (CBSSN)

MOUNTAIN WEST NETWORK APP

All games streamed on the Mountain West Network will be available on the Mountain West App. Be sure to download the app, which is available on Android, IOS, Apple TV, Roku and Android TV. For more information visit TheMW.com.

Game #31: Wyoming 86 Fresno State 47 March 9, 2024 | Fresno, Calif. | Save Mart Center



Official Basketball Box Score - Final
Wyoming at Fresno St.
03/09/24 Save Mart Center, Fresno
2023-24 Men's Basketball

Game Time: 4:00 PM
Game Duration: 1:44
Attendance: 4,395

Officials: Kevin Bill, Scott Brown, Mark Fuhon

Wyoming - 86													Record: 15-16 (8-10)				
NO.	Name	Min	FG	3P	FT	Rebounds	Fouls	TP	AS	TO	ST	Blocks	±				
			M-A	M-A	M-A	OR	DR	TOT	PF	FD		BS	BA				
33	Mason Walters	F 29:37	6-10	2-3	0-0	4	5	9	3	2	14	5	3	2	0	1	26
44	Caden Powell	F 19:58	4-6	0-0	0-0	1	6	7	1	2	8	1	2	0	1	1	21
1	Brendan Wenzel	G 24:35	5-8	3-5	0-0	0	4	4	3	1	13	1	0	0	0	0	29
9	Sam Griffin	G 27:28	4-8	2-6	0-0	0	4	4	2	0	10	5	2	0	0	0	28
13	Akuel Kot	G 28:33	6-9	3-5	2-2	0	1	1	1	2	17	3	1	0	0	0	31
5	Cam Manyawu	25:47	4-4	0-0	1-2	0	7	7	3	4	9	0	0	1	1	0	36
11	Kael Combs	18:24	2-3	0-1	2-2	0	1	1	1	2	6	2	1	0	0	0	13
2	Kobe Newton	14:14	1-7	1-6	0-0	0	1	1	1	0	3	1	0	0	0	0	9
15	Oleg Kojenets	04:38	2-3	0-0	0-0	1	1	2	1	0	4	0	0	0	1	1	0
24	Jacob Theodosiou	02:53	0-1	0-0	0-0	0	0	0	0	0	0	0	0	1	0	1	1
31	Cori Roberson	02:53	1-2	0-0	0-0	1	0	1	1	0	2	0	0	0	1	1	1
Team						3	3	3			0						
Totals			35-61	11-26	5-6	6	33	41	18	13	86	18	9	4	4	5	39

Shooting By Period			
1 st FG%	19-30	63.3%	
3PT%	5-11	45.5%	
FT%	3-3	100%	
2 nd FG%	16-31	51.6%	
3PT%	6-15	40.0%	
FT%	2-3	66.7%	
GM FG%	35-61	57.4%	
3PT%	11-26	42.3%	
FT%	5-6	83.3%	

Dead Ball Rebounds: 0, 1

Fresno St. - 47													Record: 11-23 (4-14)				
NO.	Name	Min	FG	3P	FT	Rebounds	Fouls	TP	AS	TO	ST	Blocks	±				
			M-A	M-A	M-A	OR	DR	TOT	PF	FD		BS	BA				
13	Enoch Bookye	G 24:26	0-4	0-0	2-4	3	1	4	3	2	2	0	1	2	3	0	-21
9	Isiah Hill	G 35:06	9-15	0-5	0-0	1	2	3	3	1	6	7	4	1	0	0	-29
21	Isiah Pope	G 34:53	3-5	2-2	1-2	0	6	6	2	5	9	1	0	1	0	0	-39
23	Leo Colimiero	G 30:49	2-5	1-1	2-3	0	3	3	0	4	7	0	1	1	0	0	-36
53	Xavier Duseil	G 31:45	2-10	2-4	0-0	0	2	2	0	0	6	0	0	0	0	0	-31
5	Jalen Weaver	23:13	5-9	0-1	2-4	1	2	3	0	3	12	0	1	1	0	0	-22
1	Isaac Taveras	09:16	1-4	0-1	3-5	1	3	4	3	3	5	0	0	0	0	0	-13
33	Shaver Vasquez Jr.	02:53	0-1	0-1	0-0	0	0	0	0	0	0	0	0	0	0	0	-1
10	AJ Robinson	02:33	0-2	0-1	0-0	0	0	0	0	0	0	0	0	0	0	0	-3
34	Pierre Geneste Jr.	02:33	0-1	0-0	0-0	1	0	1	0	0	0	0	0	0	2	1	-3
40	Chase Courtney	02:33	0-0	0-0	0-0	0	0	0	0	0	0	0	0	1	0	0	-3
Team						3	3	3			0						
Totals			16-56	5-16	10-18	10	19	29	13	18	47	8	8	6	5	4	-39

Shooting By Period			
1 st FG%	11-28	39.3%	
3PT%	4-9	44.4%	
FT%	4-7	57.1%	
2 nd FG%	5-28	17.9%	
3PT%	1-7	14.3%	
FT%	6-11	54.5%	
GM FG%	16-56	28.6%	
3PT%	5-16	31.3%	
FT%	10-18	55.6%	

Dead Ball Rebounds: 4, 0

Biggest lead		WYO		FST		Points from		WYO		FST		Period by Period Scoring		
	41 (2 nd 4:16)	0	1 (1 st 20:00)			5	8					1st	2nd	TOT
Best Scoring Run	12 (2 nd 5:41)	7 (1 st 8:03)				44	22					46	40	86
Lead Changes	0					9	4							
Times Tied	0					5	12							
Time with Lead	39:36	00:00				24	17					30	17	47

Cowboys Click in All Phases in 86-47 Win at Fresno State

The Wyoming Cowboys were clicking on all cylinders in an 86-47 win over Fresno State in the Save Mart Center in Fresno, Calif. on Saturday in the regular season finale. Wyoming shot 57 percent from the field in the contest and held the Bulldogs to 29 percent. Wyoming held the Bulldogs to under 30 percent for first under 30 percent performance by an opponent since San Jose State in 2022. It was the largest road win since winning by 39 by a score of 101-62 at Montana State Billings on Dec. 15, 1961.

"I thought we did an unbelievable job following the game plan tonight," UW head coach Jeff Linder said. "Our collective discipline and effort especially on the defensive end was outstanding. We are trending in the right direction defensively and we were very poised on the offensive side of the ball."

Wyoming's big night marked the tenth game shooting 50 percent or better from the field, as UW is 9-1 this season when doing so. Wyoming also added double-digit threes with 11 on the night for sixth double-digit triple night of the season. UW held a 41-29 on glass and scored 44 points in the paint. Wyoming also added 18 assists in the contest.

Akuel Kot led the way with 17 points on the night going 6-of-9 from the field. Walters added 14 points and nine rebounds along with five assists. Brendan Wenzel added 13 points on 5-of-8 shooting. Sam Griffin added 10 points along with five assists. Caden Powell added eight points and seven rebounds.

MW Preseason Poll

2023-24 MOUNTAIN WEST PREDICTED ORDER OF FINISH

Rank Team (First-Place Votes)

1. San Diego State (25)- 333
2. Boise State (4) - 299
3. New Mexico (1) - 278
4. Nevada (1) - 240
5. Colorado State - 218
6. UNLV - 199
7. San José State - 124
8. Fresno State - 115
9. Utah State - 105
10. Wyoming - 74
11. Air Force - 61

2023-24 PRESEASON ALL-MOUNTAIN WEST TEAM

Pos.	Name	Team
F	Tyson Degenhart	Boise State
G	Isaiah Stevens	Colorado State
G	Jaelen House	New Mexico
G	Jamal Mashburn Jr.	New Mexico
G	Lamont Butler	San Diego State

Preseason Player of the Year

Isaiah Stevens, Gr., G, Colorado State

Preseason Newcomer of the Year

Reese Waters, Jr., G, San Diego State

Preseason Freshman of the Year

Dedan Thomas Jr., G, UNLV

MW Championship History: : The Wyoming Cowboys are 16-23 all-time in the Mountain West Basketball Championship. The Pokes are 2-3 under Jeff Linder after losing in the first round to New Mexico last season.

All-MW by Media: Cowboy guards Sam Griffin and Brendan Wenzel earned All-Mountain West honors by the conference media on Monday. It marks the first postseason MW honors for both players. Griffin leads the Cowboys in scoring this season at 16.8 points per game for sixth in the conference. He also leads the team with 3.4 assists per game, which ranks tenth in the conference. He has knocked down 73 three pointers this season, a number that ranks fourth in the MW. Wenzel ranks fourth on the team adding 11.5 points per game. In conference games this season Wenzel has recorded 13.7 points per game to rank second on the team behind only Sam Griffin. Wenzel has made 60 three-pointers this season to rank tenth in the conference. He has made three or more 13 times this season. He has 44 made threes in conference play to rank fifth in the MW. He ranks 12th in the league in defensive rebounds this season at 4.3.

Big Road Win: The Cowboys earned a big road win over Fresno State on Saturday in the regular season finale. The Pokes earned a 86-47 over the Bulldogs, as the 39 points win was the largest road win for the program since beating Montana State Billings by a score of 101-62 on Dec. 15, 1961.

Getting Defensive: The Cowboys got defensive holding Fresno State to 28.6 percent for the first time holding a team below 30 percent since doing so against San Jose State in 2022. The Cowboys held Fresno State to 18 percent from the field in the second half for the lowest second half percentage since holding Colorado to 10 percent on Nov. 22, 2004.

Double-Digit Threes: The Cowboys knocked down 11 three pointers in the win over Fresno State. It marked the sixth time this season that Wyoming has hit 10 or more threes in a game. The last time was when UW hit 10 against San Jose State on Feb. 17.

When Shooting Better from Field: The Cowboys shot 57.4 percent from the field against Fresno State and held the Bulldogs to under 30 percent. Wyoming is 12-0 this season when they shoot better from the field than the opponent.

In The Paint: The Pokes recorded 44 points in the paint in the win over Fresno State. It was a season-high passing the 42 scored in the season opener against Northern New Mexico and Saint Louis. UW has scored 40 or more points in the paint three times.

Helping Hand: The Cowboys finished the contest with 18 assists against Fresno State. It was tied for the second most in a game this season with 18 against Furman. UW recorded 22 assists in the season opener against Northern New Mexico. The 18 was the highest in a conference game this season for the Brown and Gold.

A Note on Tournament: The Cowboys have three players that saw action last season in the MW Tournament. Guards Kenny Foster and Brendan Wenzel alongside forward Caden Powell. Powell had five rebounds and two points in his conference debut. Wenzel in three games in the tournament adds 6.0 points and three rebounds in three games with Foster adding 18 points in the semifinals as a freshman,

Wenzel From Deep: Guard Brendan Wenzel added three triples at Fresno State and has recorded three or more three-pointers in 13 games this season and 21 times in his career. He is second on the team this season with 60 three pointers.

Wyoming Cowboys

All - MW by Media

FIRST TEAM

Jaedon LeDee, San Diego State
Great Osobor, Utah State
Isaiah Stevens, Colorado State
Tyson Degenhart, Boise State
Jarod Lucas, Nevada

SECOND TEAM

Darius Brown II, Utah State
Kenan Blackshear, Nevada
Donovan Dent, New Mexico
JT Toppin, New Mexico
Jaelen House, New Mexico
Dedan Thomas, UNLV

THIRD TEAM

O'Mar Stanley, Boise State
Sam Griffin, Wyoming
Rytis Petraitis, Air Force
Nick Davidson, Nevada
Jamal Mashburn Jr., New Mexico

HONORABLE MENTION

Kalib Boone, UNLV
Nique Clifford, Colorado State
MJ Amey, San Jose State
Ian Martinez, Utah State
Lamont Butler, San Diego State
Chibuzo Agbo, Boise State
Mason Falslev, Utah State
Max Rice, Boise State
Brendan Wenzel, Wyoming
Enoch Boakye, Fresno State

COACH OF THE YEAR: Danny Sprinkle, Utah State (10)
Others receiving votes: Steve Alford, Nevada (1)

PLAYER OF THE YEAR: Jaedon LeDee, San Diego State (7)
Others receiving votes: Darius Brown II, Utah State (3),
Great Osobor, Utah State (1)

FRESHMAN OF THE YEAR: JT Toppin, New Mexico (8)
Others receiving votes: Dedan Thomas, UNLV (3)

NEWCOMER OF THE YEAR: Great Osobor, Utah State (8)
Others receiving votes: Darius Brown II, Utah State (3)

DEFENSIVE PLAYER OF THE YEAR: Jaelen House, New Mexico (4)
Others receiving votes: Lamont Butler, San Diego State (3),
Tré Coleman, Nevada (2), JT Toppin, New Mexico (1),
Luis Rodriguez (1).

CO-SIXTH MAN OF THE YEAR: Mustapha Amzil, New Mexico (4) AND Josh Uduje, Utah State (4).
Others receiving votes: Cam Manyawu, Wyoming (3)

Powell Finds Groove: Forward Caden Powell added eight points and seven rebounds against Fresno State. The eight points was the most in a game since having eight in the Mountain West opener against SJSU. His seven rebounds were the most in a game since having seven against Fresno State in the first meeting.

50 Percent or Better: The Pokes shot 50 percent from the field against Fresno State. The Pokes have shot 50 percent or better in 10 games this season. UW has shot 50 percent or better in five conference games this season and are 4-1 when doing so and are 9-1 on the season when shooting 50 percent or better.

The Defense Here Late: The Cowboys have gotten defensive over the last four games holding opponents to 38.3 percent from the field, which is nearly seven percent lower than the season average of 45.2.

Mr. 2,000: Guard Sam Griffin recorded his 2,000 career point against Air Force with a jumper in the first half. He joins Akuel Kot and Mason Walters as 2,000 point scorers in their career. He now has 2,018 career points with 317 career threes, with 951 points coming behind the arc. His first career basket came on Nov. 5, 2019 against UT Dallas.

Cam on the Glass: Forward Cam Manyawu recorded a career-high 14 rebounds against Air Force. It was the most by a freshman since Reggie Slater grabbed 16 rebounds against Gonzaga on Dec. 29, 1988. Manyawu has 215 rebounds this season and passed what Slater did as a freshman at 211 and what Fennis Dembo did his first season at 212. He passed Josh Davis's mark earlier this season, as those three rank in the top-three in career rebounds.

Wenzel is Clutch: Guard Brendan Wenzel was clutch late for the Cowboys against Air Force scoring 11 points in the final five minutes of action on senior day that included a fast break slam off steal. He is scoring 13.7 points per game in conference games.

Kot in the Second Half: Guard Akuel Kot recorded 19 points against Air Force all coming in the second half. It was his 23rd game in double-figures this season and added double figures for 24th at Fresno State. He was 6-of-10 shooting and a perfect 6-of-6 at the line. It was the seventh time he has scored 10 or more points in a second half this season.

Second Half Shooting: The Cowboys shot 53.8 percent from the field in the second half against Air Force and Fresno State, as it marked the 17th and 18th times this season UW has shot 50 percent or better. The Pokes are shooting over 47 percent from the field in the second half this season.

Quick Note on the Glass: The Pokes held a 35-25 advantage on the glass againsts Air Force and 41-29 at Fresno State and have been +10 or better on the glass 10 times this season. UW has done so five times in conference play.

Holding onto the Ball: The Pokes recorded only six turnovers in the game against Air Force and nine at Fresno State marking three-straight games with under 10 or less turnovers for six gamea with under 10 this season. In conference play, Wyoming is averaging 11 per game.

Wyoming Cowboys

By The Numbers



SAM GRIFFIN **Active Rank in NCAA Division I**

Total Points - 2,018 - 27th

Three-Pointers Made - 317 - 23rd

Field Goals Made - 713 - 27nd

Points Per Game - 13.8 - 89th



Akuel Kot **Active Rank in NCAA All Divisions**

Points Per Game - 15.8 - 160th

Total Points - 2,138 - 30th

Free Throws Made - 511 - 21st

Charity Stripe: The Cowboys shot 94.7 percent from the free throw line for a season-high against Air Force. Wyoming has shot 74 percent or better from the 15 times this season. UW has made 16 or more free throws 15 times. UW ranks second in the conference shooting 74.7 percent from the free throw line.

Trio From Deep: Wyoming has a trio of shooters from behind the arc in Sam Griffin, Brendan Wenzel and Akuel Kot. The trio has made 190 threes this season, that is 83 percent of Wyoming's threes this season. Griffin has 73 on the season for fourth in the MW. Wenzel has 60 for 10th in the league and Kot has 57 for 12th in the MW.

Another Double-Double: Forward Cam Manyawu has seven double-doubles on the season after scoring 15 points and adding 10 rebounds at Colorado State. He ranks fifth in the MW in double-doubles this season.

Off The Bench: The Cowboy bench has been solid as of late thanks to the play of freshmen Kael Combs and Cam Manyawu. The group added 22 points at Colorado State and 24 at Fresno State. The Wyoming bench added 19 points at Nevada, 26 against Boise State and 15 against UNLV and 22 against Colorado State. The 26 marked the highest totals in conference play this season and 24 as second most. The bench has scored in double-figures in eight of the last nine games.

At The Line: The Cowboys are averaging 15.9 made free throws per game for the season for second in the Mountain West and No. 50 in the nation.

Manyawu Does It All: Forward Cam Manyawu was all over the place for the Cowboys against UNLV. He recorded eight points, but also grabbed 10 rebounds for his eighth game with double-figure rebounds. He also added four steals tying a career-high and four assists.

Wenzel in the 20's: Guard Brendan Wenzel recorded 20 points against UNLV and Air Force. Over his last 11 contests he has scored 20 or more points five times. He was 4-of-5 from behind the arc in the game and has hit three or more triples in a game in 12 games this season. He is scoring 16 points per game in his last 11 games.

Getting Steals: The Cowboys recorded nine steals against UNLV with Cam Manyawu adding four of those. It was the third most in a game this season and the most in conference play. UW had 11 against College of Charleston and 10 against Portland. UW averages five per game.

Manyawu on the Glass: Forward Cam Manyawu added nine rebounds for the Cowboys against Boise State and 10 against UNLV and CSU and 14 against AFA. It marked the seventh time in the last 10 games that he has recorded nine or more rebounds in a game. He is adding over eight rebounds per game in that stretch and leads the team grabbing 6.9 per game for the season for seventh in the MW.

Combs Career Day: Guard Kael Combs had a career game for the Cowboys against Boise State. He scored a career-best 12 points for his first career game in double figures. He also added a career-high five assists in the contest and did all that in only 22 minutes of action.

Wyoming Cowboys

Record Watch

CAREER FT PERCENTAGE (min. 100 made)

1. Riley Grabau	2012-15	.882 (217/246)
2. Flynn Robinson	1963-65	.843 (521/618)
3. Donta Richardson	2002-03	.840 (273-325)
4. Hayden Dalton	2016-18	.830 (283/341)
5. Brendan Wenzel	2021-Pres.	.828 (140/169)
6. M. Alexander	1991-92	.821 (224/273)
7. Brandon Ewing	2006-09	.815 (697/855)
Earl Nau	1961	.815 (101/124)
9. Tyson Johnson	2008-09	.803 (200/249)
Les Bolden	1985-86	.803 (183/228)

3-POINT FG PERCENTAGE CAREER (min. 80 made)

1. Sean Ogirri	2009	.422 (109/258)
2. Reggie Fox	1987-89	.407 (165/405)
3. Fennis Dembo	1985-88	.396 (143/361)
Xavier DuSell	2020-23	.396 (173/437)
5. Drake Jeffries	2020-22	.394 (146/371)
6. B. Wenzel	2021-Pr.	.377 (140/169)
7. Francisco Cruz	2011-12	.374 (92/246)
8. Hayden Dalton	2016-18	.373 (147/394)
9. Riley Grabau	2012-15	.368 (171/465)
10. L. Whitehead	1995-97	.366 (168/459)

3-POINT FIELD GOALS MADE

1. 369	2016-17	(38 games)
2. 307	2015-16	(31 games)
3. 304	2017-18	(33 games)
4. 275	2021-22	(34 games)
5. 268	2022-23	(31 games)
6. 260	2019-20	(33 games)
7. 251	2020-21	(25 games)
8. 248	2018-19	(32 games)
9. 229	2023-24	(31 games)
10. 224	2012-13	(34 games)

Foster is Grinder: Guard Kenny Foster returned to the Cowboys after 133 days of being injured. He recorded two steals in the contest against Boise State, as it was a new career high tying a mark he has hit on multiple occasions.

Efficient at the Rim: Forward Cam Manyawu was a perfect 5-of-5 from the field at Nevada and 3-of-3 against Boise State. He is shooting 60 percent from the field for the season and has shot 60 percent or better in 18 games this season.

Strong on the Glass: The Pokes held a 37-24 advantage on the glass against Nevada. It marked back-to-back games that the Cowboys have had a double-digit advantage on the glass after holding a 37-25 advantage at San Jose State.

Foster Makes His Return: Guard Kenny Foster made his return to the Cowboys on Saturday at San Jose State. In what is an amazing story, Foster returned to the Pokes after tearing his Achilles Tendon 133 days ago prior to the season. He recorded two points, two rebounds and one assist. He has now played in 78 career games with the Brown and Gold.

In the 20's Yet Again: The duo of Akuel Kot and Sam Griffin each reached the 20 point mark with Kot adding 20 and Griffin adding 21. It was the first time since the Nevada game the duo has done so. For the season, the duo has scored 20 or more points together five times.

Double-Digit Triples: The Pokes knocked down 10 three pointers against San Jose State with nine of those coming in the first half. Wyoming has hit 10 or more threes five times this season and hit a season-high 13 against Nevada and Northern New Mexico.

On The Glass: The Pokes grabbed 37 rebounds to 25 by San Jose State for a +12 rebound margin and were +13 at Nevada. It marked the seventh and eighth time this season that Wyoming has been up double-digits in the rebound column in a game with +16 against Saint Louis being the highest.

Big Second Half for Walters: Forward Mason Walters had a big second half for the Cowboys in a win over SJSU. He recorded 16 of his 18 points in the second half to lead the Cowboys to the win. He is averaging 12.8 points per game to rank third on the team.

Walters Has Career Day: Forward Mason Walters had a career day at Air Force with a season-high 22 points. He also recorded a career high eight made field goals in the game and tied a career best with three assists, he also had three assists at UNLV.

Hitting Threes at a High Percentage: The Pokes were on fire from behind the arc at Air Force shooting 63.2 percent. It marked the first game since Eastern Washington game that saw UW shoot over 60 percent from three since 61.1 percent on March 15, 2017. It was the highest percentage since shooting 71.4 percent against Montana State on Nov. 20, 2013. It is the third highest percentage in MW era as UW shot 75 percent going 9-of-12 against Tennessee State on Dec. 17, 2003.

Big Shot Kot: Guard Akuel Kot already has two buzzer beaters this season. He added a four-point play to help give Wyoming the win over Colorado State in overtime. In that overtime session, Kot recorded 11 points to lift Wyoming to the win.

Griffin in the 20's: Guard Sam Griffin has been solid all season and has scored 20 or more points in 11 games after scoring 24 against Colorado State and 21 against SJSU. He scored seven of those points in the final minute of regulation.

Wyoming Cowboys

Alphabetical Roster

No.	Name	Pos.	Ht.	Wt.	Cl.	Exp.	Hometown (Last School)
10	Levi Brown	G	6-0	167	Fr.	HS	Laramie, Wyo. (Laramie)
11	Kael Combs	G	6-4	190	Fr.	HS	Nixa, Mo. (Nixa)
0	Nigle Cook	G	6-6	176	Fr.	HS	DeLand, Fla. (DME Academy)
22	Kenny Foster	G	6-5	193	Gr.	3L	Aurora, Colo. (Smoky Hill)
3	Sam Griffin	G	6-3	188	Sr.	TR	Miami, Fla. (Tulsa)
15	Oleg Kojenets	F	7-0	228	So.	TR	Kaunas, Lithuania (Nebraska)
13	Akuel Kot	G	6-2	167	Sr.	TR	Amarillo, Texas (Fort Lewis College)
5	Cam Manyawu	F	6-9	228	Fr.	HS	Kansas City, Mo. (Staley)
2	Kobe Newton	G	6-2	178	Jr.	JC	Portland, Ore. (Fullerton College)
44	Caden Powell	F	6-10	220	So.	HS	Waco, Texas (Midway)
7	Jonas Sirtautas	F	6-10	185	Fr.	HS	Kaunas, Lithuania (Zalgiris)
24	Jacob Theodosiou	G	6-4	188	Fr.	HS	Waterloo, Ontario (Western Reserve)
31	Cort Roberson	G	6-0	160	So.	RS	Arlington, Wash. (Stanwood)
1	Brendan Wenzel	G	6-7	208	Sr.	1L	San Antonio, Texas (Utah)
33	Mason Walters	F	6-9	221	Gr.	TR	Jamestown, N.D. (U of Jamestown)

Numerical Roster

No.	Name	Pos.	Ht.	Wt.	Cl.	Exp.	Hometown (Last School)
0	Nigle Cook	G	6-6	176	Fr.	HS	DeLand, Fla. (DME Academy)
1	Brendan Wenzel	G	6-7	208	Sr.	1L	San Antonio, Texas (Utah)
2	Kobe Newton	G	6-2	178	Jr.	JC	Portland, Ore. (Fullerton College)
3	Sam Griffin	G	6-3	188	Sr.	TR	Miami, Fla. (Tulsa)
5	Cam Manyawu	F	6-9	228	Fr.	HS	Kansas City, Mo. (Staley)
7	Jonas Sirtautas	F	6-10	185	Fr.	HS	Kaunas, Lithuania (Zalgiris)
10	Levi Brown	G	6-0	167	Fr.	HS	Laramie, Wyo. (Laramie)
11	Kael Combs	G	6-4	190	Fr.	HS	Nixa, Mo. (Nixa)
13	Akuel Kot	G	6-2	167	Sr.	TR	Amarillo, Texas (Fort Lewis College)
15	Oleg Kojenets	F	7-0	228	So.	TR	Kaunas, Lithuania (Nebraska)
22	Kenny Foster	G	6-5	193	Gr.	3L	Aurora, Colo. (Smoky Hill)
24	Jacob Theodosiou	G	6-4	188	Fr.	HS	Waterloo, Ontario (Western Reserve)
31	Cort Roberson	G	6-0	160	So.	RS	Arlington, Wash. (Stanwood)
33	Mason Walters	F	6-9	221	Gr.	TR	Jamestown, N.D. (U of Jamestown)
44	Caden Powell	F	6-10	220	So.	HS	Waco, Texas (Midway)

Starters and Lettermen Returning/Lost

Starters Returning (1)

No.	Name	Pos.	Ht.	Wt.	Cl.	Exp.	PPG	RPG	APG	GP/GS
1	Brendan Wenzel	G	6-7	208	Sr.	2L	7.9	3.8	0.9	24/21

Other Lettermen Returning (3)

No.	Name	Pos.	Ht.	Wt.	Cl.	Exp.	PPG	RPG	APG	GP/GS
22	Kenny Foster	G	6-5	193	Gr.	4L	4.8	2.4	0.4	17/3
44	Caden Powell	F	6-10	220	So.	1L	1.9	2.0	0.2	28/0
31	Cort Roberson	G	6-0	160	So.	1L	0.8	0.3	0.0	4/0

Newcomers

Transfers (5)

No.	Name	Pos.	Ht.	Wt.	Cl.	Exp.	Hometown (Last School)
2	Kobe Newton	G	6-2	178	Jr.	JC	Portland, Ore. (Fullerton College)
3	Sam Griffin	G	6-3	188	Sr.	TR	Miami, Fla. (Tulsa)
13	Akuel Kot	G	6-2	167	Sr.	TR	Amarillo, Texas (Fort Lewis College)
15	Oleg Kojenets	F	7-0	228	So.	TR	Kaunas, Lithuania (Nebraska)
33	Mason Walters	F	6-9	221	Gr.	TR	Jamestown, N.D. (U of Jamestown)

High School (6)

No.	Name	Pos.	Ht.	Wt.	Cl.	Exp.	Hometown (Last School)
0	Nigle Cook	G	6-6	176	Fr.	HS	DeLand, Fla. (DME Academy)
5	Cam Manyawu	F	6-9	228	Fr.	HS	Kansas City, Mo. (Staley)
10	Levi Brown	G	6-0	167	Fr.	HS	Laramie, Wyo. (Laramie)
11	Kael Combs	G	6-4	190	Fr.	HS	Nixa, Mo. (Nixa)
7	Jonas Sirtautas	F	6-10	185	Fr.	HS	Kaunas, Lithuania (Zalgiris)
24	Jacob Theodosiou	G	6-4	188	Fr.	HS	Waterloo, Ontario (Western Reserve)

Pronunciations

Akuel Kot - A-Kwell
 Oleg Kojenets - O-Leg Co-Yah-Nets
 Cam Manyawu - Cam Man-yao
 Jonas Sirtautas - Yo-nuss Sir-Yau-Tis
 Jacob Theodosiou - Theo-Doe-See-O
 Cort Roberson - Row-ber-son

Roster Breakdown

By Class

<u>Graduate (2)</u>			
Kenny Foster	G	6-5	193
Mason Walters	F	6-9	221

Seniors (3)

Sam Griffin	G	6-3	188
Akuel Kot	G	6-2	167
Brendan Wenzel	G	6-7	208

Juniors (1)

Kobe Newton	G	6-2	178
-------------	---	-----	-----

Sophomores (3)

Oleg Kojenets	F	7-0	228
Caden Powell	F	6-10	220
Cort Roberson	G	6-0	160

Freshmen (6)

Levi Brown	G	6-0	167
Kael Combs	G	6-4	190
Nigle Cook	G	6-6	176
Cam Manyawu	F	6-9	228
Jonas Sirtautas	F	6-10	185
Jacob Theodosiou	G	6-4	188

By Position

Guards (10)

Levi Brown	G	6-0	167
Kael Combs	G	6-4	190
Nigle Cook	G	6-6	176
Kenny Foster	G	6-5	193
Sam Griffin	G	6-3	188
Akuel Kot	G	6-2	167
Kobe Newton	G	6-2	178
Cort Roberson	G	6-0	160
Jacob Theodosiou	G	6-4	188
Brendan Wenzel	G	6-7	208

Forwards (5)

Oleg Kojenets	F	7-0	228
Cam Manyawu	F	6-9	228
Caden Powell	F	6-10	220
Jonas Sirtautas	F	6-10	185
Mason Walters	F	6-9	221

By High School or Transfer

High School (9)

Levi Brown	G	6-0	167
Kael Combs	G	6-4	190
Nigle Cook	G	6-6	176
Kenny Foster	G	6-5	193
Cort Roberson	G	6-0	160
Cam Manyawu	F	6-9	228
Caden Powell	F	6-10	220
Jonas Sirtautas	F	6-10	185
Jacob Theodosiou	G	6-4	188

Transfers (6)

Sam Griffin	G	6-3	188
Akuel Kot	G	6-2	167
Kobe Newton	G	6-2	178
Oleg Kojenets	F	7-0	228
Mason Walters	F	6-9	221
Brendan Wenzel	G	6-7	208

Wyoming Cowboys

THE PLAYERS ACCORDING TO LINDER

The following is Coach Linder's player-by-player analysis of the 2023-24 lineup:

GRADUATE STUDENTS

Kenny Foster Guard

"Kenny is the consensus team player. He is an elite teammate, an excellent cutter and will do everything we ask him to do. He does all the dirty work and helps you win games."

MASON WALTERS Forward

"Mason has really high feel and really high IQ. He is almost like having a pro out there. He is so mature and played so much basketball with a ton of success."

SENIORS

Sam Griffin Guard

"Sam is a very talented scorer of the basketball. He is an improving playmaker and he is mature. He has enjoyed a lot of success at the Division I level."

Akuel Kot Guard

"Akuel extremely talented scorer that is a bucket getter. He is hard to defend if you are the opposing team."

Brendan Wenzel Guard

"Brendan has been in the program and knows what we want. He is shooting the ball very well and has taken a leadership role with this basketball team."

JUNIORS

Kobe Newton Guard

"Kobe is a good scorer of the basketball and has won a ton of games at the junior college level. He understands what winning looks like and will make shots for us."

SOPHOMORES

Oleg Kojenets Forward

"Oleg is one of those guys you say it is hard to teach seven foot. He is improving rapidly. He understands the game and is very physical."

Caden Powell Forward

"Caden got a lot of experience last season. He helps us get to the next action and is improving as a scorer and defender. He is a tough player that will play exactly how we want."

Cort Roberson Guard

"Cort is a ultimate team guy and does everything we ask. He is like having another coach out there."

FRESHMEN

Levi Brown Guard

"Levi is a great teammate. He is always ready to jump in and compete for a rep and help this team get better."

Kael Combs Guard

"Kael has really good feel for the game. He is really active on the defensive end of the floor. He has a chance to really be a lockdown defender."

Nigle Cook Guard

"Nigle can really shoot the ball well. He will really be a floor spacer. He is a guy who has a ton of gravity off the ball."

Cam Manyawu Forward

"Cam is a really exciting player with a ton of promise. He is an elite offensive rebounder. He has great feel for the game and is very smart."

Jonas Sirtautas Forward


"Jonas is a talent and one of the most athletic guys we have coached. He has to work his way into the American game."

Jacob Theodosiou Guard

"Jacob is developing after getting back healthy. He is an exciting prospect and a high level competitor."



Wyoming Cowboys



Nigle Cook
G, 6-6, 176, Fr.
DeLand, Fla.



Brendan Wenzel
G, 6-7, 208, Sr.
San Antonio, Texas.



Kobe Newton
G, 6-2, 178, Jr.
Portland, Ore.



Sam Griffin
G, 6-3, 188, Sr.
Miami, Fla.



Cam Manyawu
F, 6-9, 228, Fr.
Kansas City, Kan.



Jonas Sirtautas
F, 6-10, 185, Fr.
Kaunas, Lithuania



Levi Brown
G, 6-0, 167, Fr.
Laramie, Wyo.



Kael Combs
G, 6-4, 190, Fr.
Nixa, Mo.



Akuel Kot
G, 6-2, 167, Sr.
Amarillo, Texas



Oleg Kojenets
F, 7-0, 228, So.
Kaunas, Lithuania



Kenny Foster
G, 6-5, 193, Gr.
Aurora, Colo.



Jacob Theodosiou
G, 6-4, 188, Fr.
Waterloo, Ontario



Cort Roberson
G, 6-0, 160, So.
Arlington, Wash.



Mason Walters
F, 6-9, 221, Gr.
Jamestown, N.D.



Caden Powell
F, 6-10, 220, So.
Waco, Texas



Jeff Linder
Head Coach
4th Season

Wyoming Cowboys

Head Coach Jeff Linder



Jeff Linder enters his fourth season as the head coach of the Cowboys. He is the 22nd head coach in Wyoming basketball history. He was named to his position as leader of the Cowboys on March 17, 2020.

In his first three seasons, Linder has helped lead the Cowboys to the NCAA Tournament and coached two players in Hunter Maldonado and Drake Jeffries to NBA Summer League rosters.

Linder helped Maldonado, as he became the first player in NCAA history to record over 2,000 points, 800 rebounds and 600 assists in a career.

In his second season at the helm of the program, the Cowboys reached the NCAA Tournament finishing the season with a 25-9 overall record. The Pokes received their first at-large bid to the NCAA Tournament since 2002 and marked the first trip to the Big Dance since 2015. The Pokes recorded 24 wins in the regular season for the most since the 1951-52 campaign.

Linder was one of 15 coaches in the nation named to the Werner Naismith Coach of the Year Late Season Watch List by the Atlanta Tipoff Club and the only coach from the Mountain

West Conference.

The Pokes, who were picked to finish eighth in the Conference ranked as high as No. 22 in the nation in both the Associated Press and USA Today Coaches' polls.

He became the first coach since Everett Shelton to take a Cowboy team to the NCAA Tournament in his second season.

Linder led the Pokes to a 14-11 overall record in his first season. The Pokes went 6-1 in conference play including a road win over an Elite Eight team in Oregon State. Wyoming won six total road games on the season for the most away from Laramie since the 2012-13 season. UW also had a winning record on the road for the first time----since 2000-01 season.

The Cowboys featured the top offense in the Mountain West in Linder's first season. He revamped the Cowboy offense to averaging 76.5 points per game. Wyoming also led the MW in three-point field goals per game at 10.1. The Pokes ranked No. 12 in the nation in three-point field goals per game as well.

His 2020-21 roster was the fifth youngest in the nation. The Cowboys were a veteran group by season's end recording only 11.3 turnovers per game to rank No. 47 in the nation. The team won three of their last four games and nearly knocked off nationally ranked San Diego State in the quarterfinals of the MW Tournament.



Wyoming Cowboys

“Wyoming has a rich basketball tradition which at a young age I was introduced to on the Sports Illustrated cover that featured Cowboy great, Fennis Dembo. From that time on growing up down the road in Denver, I was always rooting for the Cowboys. For me to now have the opportunity to lead this acclaimed program is an honor that I won’t take for granted. I will work to build on the storied past built and laid before me and diligently work to make Wyoming basketball a force to be reckoned with.”

“The University of Wyoming basketball job is an incredible fit for me and my family,” Linder said. “Having grown up in the region and having coached in the Mountain West Conference it was almost too good to be true when Tom Burman called me. My staff and I will make recruiting the region a priority while scanning the globe for student-athletes who fit the characteristics we want in Cowboy basketball players.

Prior to Wyoming, Linder posted an impressive 80-50 (.615) record in four seasons at Northern Colorado. He was named the Big Sky Coach of the Year during the 2018-19 season leading the Bears to 15 conference wins for a program record. The Bears tied that record of 15 conference wins again in the 2019-20 season. Over the last three seasons, Linder led UNC to the most wins during a three-year stretch in program history, with 69 wins. The Bears also finished in the top-100 of the NCAA NET Rankings.

Prior to his time at Northern Colorado, Linder spent six seasons at Boise State with the last three years serving as associate head coach of the Broncos. Linder helped guide Boise State to two NCAA tournament appearances and the team’s first Mountain West Conference Championship during his tenure.”

In 2014-15, his second season as Associate Head Coach, the Broncos tied the school record for wins, going 25-9, including a 14-1 record in the team’s final 15 regular season games. Boise State won 20-or-more games in five of Linder’s six seasons.

Renowned for his offensive game plans, Boise State saw immediate production with Linder on the bench. The Broncos led the conference in scoring in three of his six seasons and finished second in 2014-15. Boise State averaged 76.2 points per game in 2013-14, the second-highest season average for the Broncos in nearly 40 years.

In his first year with at Boise State, Linder helped head coach Leon Rice steer the Broncos to one of its most successful seasons in school history.

Prior to Boise State, Linder served as an assistant and associate head coach at the University of San Francisco. In 2009-10 at USF, the Dons posted a 12-18 record, including a 9-4 record at home. He also spent time at Weber State. Linder helped the Wildcats to a 36-26 overall record, and in 2006-07 the Wildcats won the Big Sky Conference regular-season and tournament titles and earned a trip to the NCAA Tournament. Linder also recruited Damian Lillard to Weber State, who was selected sixth-overall by the Portland Trail Blazers in the 2012 NBA Draft.

Linder got his start in collegiate coaching as the assistant director of men’s basketball operations at Colorado under head coach Ricardo Patton. After one season at CU, Linder was hired as an assistant coach on David Moe’s staff at Emporia State, where he spent three seasons. Emporia State went 22-5

The Linder File

Coaching History

2020-Pres. — Wyoming as Head Coach
2016-2020 — Northern Colorado as Head Coach
2010–2016—Boise State (Assistant Coach)
2008–2010—San Francisco (Assistant Coach)
2006–2008—Weber State (Assistant Coach)
2004–2006—Midland (Assistant Coach)
2001–2004—Emporia State (Assistant Coach)
2000–2001—Colorado (Assistant Director of Operations)

Postseason Berths (6)

(NCAA Tournament: 4 Appearances)
(College Invitational Tournament: 1 Championship)
(College Basketball Invitational: 1 Semifinal Appearance)

2022 - NCAA Tournament
2018- College Invitational Tournament
2015- NCAA Tournament
2013-NCAA Tournament
2011-CBI Invitational
2007-NCAA Tournament

Awards

2018-19 Big Sky Coach of the Year

Notable Accolades

- In his second season at the helm of the program, the Cowboys reached the NCAA Tournament finishing the season with a 25-9 overall record. The Pokes received their first at-large bid to the NCAA Tournament since 2002 and marked the first trip to the Big Dance since 2015. The Pokes recorded 24 wins in the regular season for the most since the 1951-52 campaign.

- Linder was one of 15 coaches in the nation named to the Werner Naismith Coach of the Year Late Season Watch List by the Atlanta Tipoff Club in 2022 and the only coach from the Mountain West Conference.

- The Pokes, who were picked to finish eighth in the Conference ranked as high as No. 22 in the nation in both the Associated Press and USA Today Coaches’ polls.

- He became the first coach since Everett Shelton to take a Cowboy team to the NCAA Tournament in his second season.

during his final campaign and earned the third seed in the NCAA Division II Tournament.

Linder moved from Emporia State to Midland Junior College in Midland, Texas, where he spent two seasons as an assistant coach to Grant McCasland.

A native of Lafayette, Colo., he played one season at Mesa State. After his freshman year, Linder transferred to Western State Colorado where he played three seasons under coach Bob Hofman. As a Mountaineer, Linder earned All-Rocky Mountain Conference honors, both on the court and in the classroom, three times.

Linder and his wife, Kelli, have four children, two daughters, Adison and Makalyn, and two sons, Jordan and Devon.

Wyoming Cowboys

Associate Head Coach Ken DeWeese



University of Wyoming head men's basketball coach Jeff Linder announced in the spring of 2023 that Ken DeWeese had been promoted and will now serve as associate head coach of the Cowboy basketball program. DeWeese is entering his fourth season with the Cowboys and eighth season on staff with Linder.

"Coach DeWeese has played a key role in this program both on and off the court," Linder said. "He is a talented coach, and his enhanced role will be key to the future of our program. I look forward to this opportunity for him and he will continue to help push Cowboy Basketball to success.

DeWeese helped the Cowboys reach the NCAA Tournament in 2022 finishing the season with a 25-9 overall record. The Pokes received their first at-large bid to the NCAA Tournament since 2002 and marked the first trip to the Big Dance since 2015. The Pokes recorded 24 wins in the regular season for the most since the 1951-52 campaign. The Pokes, who were picked to finish eighth in the Conference ranked as high as No. 22 in the nation in both the Associated Press and USA Today Coaches' polls.

"My family and I are incredibly grateful for the opportunity to continue the work we started here at Wyoming three years ago," DeWeese said. "Helping Coach Linder lead this program has been a great honor. I want to thank Coach Linder and the University of Wyoming athletic administration for trusting in my ability as a coach and character as a person. I am excited about the future of the program as we

continue to grow and develop."

The Cowboys featured the top offense in the Mountain West in his first season with the program. He helped revamped the Cowboy offense to averaging 76.5 points per game. Wyoming also led the MW in three-point field goals per game at 10.1. The Pokes ranked No. 12 in the nation in three-point field goals per game as well.

The Pokes went 6-1 in non-conference play in 2020-21 including a road win over an Elite Eight team in Oregon State. Wyoming won six total road games on the season for the most away from Laramie since the 2012-13 season. UW also had a winning record on the road since 2000-01 season.

In 2020, DeWeese was named one of 50 impactful mid major assistant coaches in college basketball.

DeWeese helped UNC to the most wins during a three-year stretch in program history, with 69 wins. The Bears also finished in the top-100 of the NCAA NET Rankings this past season.

DeWeese has also helped the Bears record 15-wins in Big Sky play in back-to-back seasons for the most in school history. He also helped lead Northern Colorado to its first postseason title in 2017-18, as the Bears won the College Invitational Tournament. It marked the first postseason title for any Colorado school since the 1940 season. It was also the first postseason title for a team from the Big Sky Conference. During the 2017-18 campaign, UNC won a school record 26 games on their way to the CIT Championship. The Bears finished the season ranked in the top-100 of the RPI.

During his time with the Bears he mentored Big Sky Player of the Year Jordan Davis, as well as Defensive Player of the Year Jonah Radabaugh, Sixth Man of the Year Kai Edwards and Freshman of the Year Bodie Hume.

Prior to his time at Northern Colorado, DeWeese helped guide the UTEP to over 120 wins, including three seasons of 22 wins or more and two NIT appearances. Known for his recruiting at UTEP, DeWeese signed 26 players that were on Conference USA commissioner's Honor Roll selections.

In his first year as an assistant at El Paso, he recruited four student athletes that went on to earn All-Conference USA honors, including C-USA Defensive Player of the Year. He recruited a consensus national Top 100 recruit, Vincent Hunter. Hunter went on to be C-USA Freshman of the Year in 2013-14 and First Team All-Conference in 2014-15. His 2013 recruiting class was ranked in the Top 25 by numerous media outlets.

In back-to-back years, DeWeese was ranked as the top assistant in C-USA by NextUpRecruits.com and was the second ranked assistant in 2013-14 and '14-'15. In six seasons at UTEP the Miners defeated nationally ranked opponents Oregon, Nebraska, Michigan, Texas Tech, New Mexico State, Auburn, Memphis, Tennessee, Xavier and Washington State.

Prior to UTEP, DeWeese spent a season at Utah Valley and four seasons at University of Mary Hardin-Baylor. With the Wolverines at Utah Valley he was in charge of recruiting the 2010 recruiting class, which led to back-to-back winning seasons for UVU, going 19-11 and 20-12 after finishing 12-18 in 2009-10.

DeWeese coached Vince Hunter of the Memphis Grizzlies, Former Conference USA Defensive Player of the Year Julian Washburn of the Memphis Grizzlies and Julyan Stone, who played for the Nuggets, Raptors and Hornets. Two of his players also play in the NFL in Cederik Lang of the Eagles and Aaron Jones of the Packers.

As an assistant at Mary Hardin-Baylor (2005-09) as an assistant under his father Ken DeWeese, the Crusaders finished with an 85-27 (.758) in DeWeese's four seasons and clinched two NCAA (Division III) tournament berths. DeWeese was solely responsible for the recruitment of four student-athletes that helped UMHB reach the 2013 D3 National Championship game.

The many other accolades that DeWeese helped Hardin-Baylor receive were, No. 12 National Ranking in the Top 25 poll, leading all of Division III in field goal percentage, four American Southwest Conference tournament appearances and two division titles. His father has over 800 wins in his career as the head coach.

DeWeese got his start in the coaching ranks at Idaho in 2005 as the Director of Basketball Operations.

Ken and his wife Natalie have three children, Emery, Ellison and Dane.



Wyoming Cowboys

Assistant Coach Nick Whitmore



University of Wyoming head men's basketball coach Jeff Linder announced the addition of Nick Whitmore to the coaching staff in March of 2023. Whitmore comes to Wyoming after serving as head coach at the Prep School level for nearly a decade producing 39 Division I players and one First Round NBA Draft pick. He has also coached 30 players that have gone to play professionally including a First Round NBA talent and recruited players from 11 different countries.

"I am very excited with the addition of Nick and his family to the Cowboys basketball community," UW head coach Jeff Linder said. "I have known Nick for many years, and he is an up-and-coming coach who will impact the program in many different areas. Being a very successful prep school coach at the Asheville School and New Hampton School Prep, he has established a vast network of recruiting contacts not only here in the States but internationally."

Whitmore has been the head coach at the Asheville School in Asheville, N.C. since 2019. He led Asheville to three-straight titles and attracted the first Top-100 player in school history. Whitmore is one of the top recruiters of national and international talent attracting National Team players from Turkey, Greece, Germany, France, Latvia Puerto Rico, United States, and the Netherlands.

"I want to thank Coach Linder, Director of Athletics Tom Burman, and the entire University of Wyoming community for the opportunity to be a part of the Cowboy basketball program," Whitmore said. "Coach Linder has a track record of winning and doing things the right way. I am so excited to be a part of what he is building, and I look forward to doing my part to help this program compete at the highest possible level. My family and I are thrilled to immerse ourselves in the community, and I cannot wait to get to work!"

He spent six years coaching at the New Hampton School one of the nation's top prep programs. His teams were consistently in the Top-10 in the nation and were ranked as high as second. He reached the NEPSAC AAA Title game in just his second season at the helm of the program.

Whitmore spent time at the University of San Francisco as the director of operations from 2012-14. The Dons earned a second seed in the National Invitational Tournament after finishing second in the WCC. He also spent the previous two seasons on the staff as a volunteer assistant.

He also spent time at the Drew School in San Francisco as the head coach. He helped lead the team to their best season in 25 years.

Whitmore is a graduate of Boise State University and earned his master's degree from Middlebury College in Vermont. He was a student assistant while at Boise State.

His father Bill was a long-time basketball coach spending time as the head coach at the University of Vermont.



Wyoming Cowboys

Assistant Coach Bryston Williams



University of Wyoming head men's basketball coach Jeff Linder announced the addition of Bryston Williams to the coaching staff in March of 2023. Williams has served as an assistant coach at Indiana State for two seasons and spent time in the NBA with the Detroit Pistons as well.

"We are very excited to welcome Bryston and his family to the Wyoming community," Linder said. "Bryston brings great energy and passion that our staff and players will see right away. He has diverse skill set working in various levels of college basketball and with his experience in the NBA. Bryston is a great addition and will make an impact on this program."

Williams helped lead the Sycamores to 23 wins this season and a trip the College Basketball invitational, as the top seed for the team's first postseason trip since 2014. He helped mentor Courvoisier McCauley, the Missouri Valley Newcomer of the Year. He also mentored Cameron Henry, who earned All-MVC honors.

"I want to thank coach Linder for the opportunity to be a part of a great program," Williams said. "My family and I are excited to be a part of the Laramie community and the entire State of Wyoming."

When you get a chance to surround yourself with great people that help you grow, you don't want to pass those opportunities up. It will be a special and great experience."

Prior to his time with Indiana State, Williams spent three seasons as an assistant coach for the Detroit Pistons. His duties with the Pistons included developing the team's mechanical shooting program, pre and post practice workouts, film breakdown and post-game reports.

In 2017-18, Williams spent time with the Memphis Hustle of the NBA G-League. He was an essential part of the game plan prep for the Hustle. He also worked as in player development.

In 2016-17, he spent time with the Iowa Energy also of the NBA G-League.

He spent two seasons as a graduate assistant at Northwest Missouri State. He helped lead the Bearcats to a pair MIAA Championships. He also helped lead Northwest Missouri to the Sweet Sixteen of the NCAA Division II Tournament.

He is a graduate of Northwest Missouri State and also earned a Master's degree from the school. He played in 112 games with 71 starts. Williams played on two conference championship teams and led the team to the NCAA Sweet 16 as a senior.



Wyoming Cowboys

Assistant Coach/Special Assistant to head coach Shaun Vandiver



University of Wyoming special assistant to the head coach basketball coach Shaun Vandiver enters his sixth season with the Cowboys and second season in his new role after serving as an assistant coach.

The Cowboys reached the NCAA Tournament in 2022 finishing the season with a 25-9 overall record. The Pokes received their first at-large bid to the NCAA Tournament since 2002 and marked the first trip to the Big Dance since 2015. The Pokes recorded 24 wins in the regular season for the most since the 1951-52 campaign.

The Pokes, who were picked to finish eighth in the Conference ranked as high as No. 22 in the nation in both the Associated Press and USA Today Coaches' polls.

The Pokes went 6-1 in non-conference play in 2020-21 including a road win over an Elite Eight team in Oregon State. Wyoming won six total road games on the season for the most away from Laramie since the 2012-13 season. UW also had a winning record on the road since 2000-01 season.

In his first season back with the Brown and Gold, Vandiver helped the Pokes defeat South Carolina for Wyoming's first win against an SEC team in Laramie since he served as a graduate assistant during the 2002-03 season. In his second season, he helped lead the Cowboys to the semifinals of the MW Tournament.

Vandiver was an assistant for the Pokes from 2005-10 serving under head coaches Steve McClain and Heath Schroyer. He also served as a graduate assist at Wyoming for the 2002-03 season.

As a member of the Wyoming coaching staff, Vandiver helped lead the Cowboys to the Championship game of the 2006 Mountain West Tournament. During his time with the Pokes, he mentored nine players who earned All-MW honors.

"I like the way the Cowboy basketball program has progressed, and my goal is to help the coaching staff keep it going and take it to another level," Vandiver said. "I'm just ready to do whatever coach Linder needs me to do for this program and I'm all in."

Vandiver led the Hornets to five Mid-America Athletic Association tournaments during his time at Emporia State. In his first season as head coach, he became only the second coach in MIAA history to lead his team to the tournament championship game in his first season. Last season, Emporia State nearly knocked off Mizzou on the road before falling to the Tigers 67-62.

Prior to his time as head coach at Emporia State, Vandiver was an assistant coach at Boise State. He was a key part of one of the biggest turnarounds in Boise State history in 2010-11. The Broncos were 22-13 and advanced to the semifinals of the CBI Tournament before falling to the Oregon Ducks 79-71 in Eugene, Ore. The 22 wins were a seven-game improvement over the previous year.

He began his coaching career in 2001-02 as volunteer assistant coach with Colorado while finishing his degree in sociology. In 2002-03, he moved on to Wyoming as a graduate assistant where he helped guide the Cowboys to a 21-11 record and an NIT berth. His first full-time coaching position was at Bowling Green State in 2003-04. He moved on to Northern Colorado for the 2004-05 season as the Bears were finishing their transition to NCAA Division I.

Vandiver transferred to Colorado following his freshman year at Hutchison Community College and was named Big Eight Newcomer of the Year in 1989. His senior season, he led the Buffs to the National Invitation Tournament finals in New York City, where they finished third. He averaged a double-double in his career for the Buffaloes and ended his career as the third leading scorer (1,876) and rebounder (962) in CU history. After earning First-Team All-Big Eight honors as a junior and senior, he was selected by the Golden State Warriors with the 25th pick of the 1991 NBA Draft. After his collegiate career, Vandiver enjoyed a nine-year professional playing career in Europe. He played for teams in: Bologna, Italy (1991-92); Bilbao, Spain (1992-93); Girona, Spain (1993-94); Reggio Calabria, Italy (1994-95); Las Palmas, Spain (1995-97); and Madrid, Spain (1997-2001).

Vandiver, a native of Bolingbrook, Ill., is married to the former Danielle Dodgion. They have five children: Aubrey, a former Cowgirl basketball player; Amber, a former Emporia State basketball player; Garin, a former Emporia State player; Alessandra and Gage.



Wyoming Cowboys

Head Sports Performance coach for Basketball Jimmy Edel



Jimmy Edel is in his fourth season with the Cowboys. He spent the previous four seasons with Cowboy head Coach Jeff Linder at Northern Colorado.

Edel got his start in strength and conditioning as an intern at Winona State University. He then spent three seasons as head strength coach for men's and women's basketball at Appalachian State prior to his time at UNC. He earned Master's degree in Exercise Science with a concentration in Strength and Conditioning while at Appalachian State.

Assistant Coach/Director of Operations Tim O Flannigan



O'Flannigan is in his fifth season with the Cowboys as the Director of Basketball Operations and also added assistant coaching duties this season.

A native of Laramie returned to UW after spending two seasons as director of operations at Weber State. Prior to heading to Weber State, O'Flannigan was a graduate assistant for the Pokes helping lead Wyoming to the College Basketball Insider Championship in 2017. Before his duties as a graduate assistant, he spent four years as a student manager for the Cowboys.

Associate Athletic Trainer Dallas Fichtner



Dallas Fichtner joined the University of Wyoming Sports Medicine Staff in August 2018 as an Associate Athletic Trainer with the Cowboy Basketball and Cowboy and Cowgirl Diving programs after spending the previous eleven years at Nebraska Wesleyan University in Lincoln, NE.

While at NWU, Dallas worked with a variety of sports including men's and women's soccer, track and field, and men's and women's basketball. Before his time at Nebraska Wesleyan, he served as a graduate assistant athletic trainer at Boise State University from 2005-2007. While at Boise State, Dallas worked one year with the wrestling program and one year with the men's basketball as well as assisting with the football program.

Dallas received his Masters of Exercise and Sports Studies with a Biophysical Emphasis from Boise State in 2007 after completing his undergraduate education at the University of Nebraska at Kearney in 2005. Dallas is originally from Hayes Center, NE where he grew up on a family owned cattle ranch.

Assistant Director of Player Development COLEMAN SPARLING



Sparling enters his second season with the Cowboys in 2023-24. Sparling recently wrap up his playing career leading Alaska Fairbanks to the NCAA Division II Tournament. His team would go on all the way to the Sweet 16. He also spent time playing at UT Arlington, College of Southern Idaho.

He played for his father, Greg at Alaska Fairbanks and Central Washington. His father spent 24 seasons at Central Washington as the head coach and has over 400 wins in his career. His mother Kristin Sparling coach track at Central Washington.

He earned his degree from the University of Texas Arlington.

Wyoming Cowboys



#22 Kenny Foster

Gr. Guard 6-5 193
Aurora, Colo. (Smoky Hill HS)

2023-24 Averages

PTS	REB	AST	FG%	3FG%	FT%	MIN
1.5	1.3	0.3	.308	.000	.333	8.5

Notable

- Missed the first 24 games of the season
- Has appeared in 81 games at UW
- Returned 133 days after his injury

2023-24 Game-by-Game Statistics

#22 FOSTER, Kenny

Opponent	Date	GS	MIN	Total		3-Pointers		Free throws		Rebounds			PF	A	TO	BLK	STL	PTS	AVG	
				FG-FGA	PCT	3FG-3FGA	PCT	FT-FTA	PCT	OFF	DEF	TOT								AVG
at San Jose St.	02/17/2024	11	45	1-2	.500	0-0	.000	0-0	.000	1	1	2	2	0	0	0	0	2	2.0	
at Nevada	02/20/2024	04	40	0-1	.000	0-1	.000	0-0	.000	0	0	0	1	0	0	0	0	0	0.0	
Boise St.	02/24/2024	16	45	1-4	.250	0-1	.000	1-3	.333	2	1	3	17	1	0	1	0	2	3.1	
UNLV	02/27/2024	05	44	1-2	.500	0-1	.000	0-0	.000	1	0	1	15	0	1	0	0	2	1.8	
at Colorado St.	03/02/2024	01	13	0-0	.000	0-0	.000	0-0	.000	0	0	0	12	0	0	0	0	0	1.4	
Air Force	03/05/2024 *	10	36	1-4	.250	0-1	.000	0-0	.000	1	1	2	13	2	0	0	0	1	2.1	
Totals		1	50:42	4-13	.308	0-4	.000	1-3	.333	5	3	8	1.3	5	2	2	0	3	9	1.5

Player Averages

Games Played	Minutes/game	Points/game	FG Pct	3FG Pct	FT Pct	Rebounds/game	Assists/game	Turnovers/game	Assist/Turnover ratio	Steals/game	Blocks/game
6	8.5	1.5	30.8	0.0	33.3	1.3	0.3	0.3	1.0	0.5	0.0



#1 Brendan Wenzel

Senior Guard 6-7 208
San Antonio, Texas (Utah)

2023-24 Averages

PTS	REB	AST	FG%	3FG%	FT%	MIN
11.5	5.2	1.5	.408	.377	.824	35.6

Notable

- Scored a career-high 25 points at Air Force
- Scored in the 20's in five of last 11 games
- Played all 45 minutes against Colorado State for career high

#1 WENZEL, Brendan

Opponent	Date	GS	MIN	Total		3-Pointers		Free throws		Rebounds			PF	A	TO	BLK	STL	PTS	AVG		
				FG-FGA	PCT	3FG-3FGA	PCT	FT-FTA	PCT	OFF	DEF	TOT								AVG	
Northern N.M.	11/07/2023 *	26	23	3-5	.600	3-4	.750	0-0	.000	0	3	3	3	0	2	1	0	1	9	9.0	
Cal Poly	11/11/2023 *	37	54	3-6	.500	2-4	.500	1-2	.500	0	5	5	4	2	3	3	0	0	9	8.8	
vs Saint Louis	11/16/2023 *	36	51	0-7	.000	0-4	.000	6-6	1.000	4	5	9	5	7	5	0	1	0	6	8.0	
vs Col. of Charleston	11/17/2023 *	39	19	2-9	.222	0-5	.000	0-1	.000	1	7	8	6	3	1	6	3	1	2	4	7.0
vs Furman	11/19/2023 *	38	55	4-8	.500	4-6	.667	1-2	.500	0	6	6	6	2	3	2	0	1	2	13	8.2
at Texas	11/26/2023 *	38	56	5-14	.357	2-6	.333	0-0	.000	1	0	1	5	3	1	0	0	0	0	12	8.8
at Portland	12/06/2023 *	37	23	2-8	.250	1-3	.333	0-1	.000	0	6	6	5	4	2	0	1	1	1	5	8.3
SFA	12/09/2023 *	29	59	1-5	.200	1-4	.250	4-4	1.000	1	3	4	5	3	2	2	0	2	7	8.1	
Weber St.	12/16/2023 *	35	23	5-8	.625	1-3	.333	0-0	.000	1	4	5	2	4	1	0	1	1	1	8.4	
vs South Dakota St.	12/20/2023 *	24	07	3-4	.750	2-3	.667	1-2	.500	1	5	6	5	3	4	2	0	0	0	9	8.5
at UTPE	12/21/2023 *	33	43	2-10	.200	0-6	.000	7-8	.875	2	3	5	3	4	2	1	0	0	1	8.7	
at BYU	12/28/2023 *	31	37	2-9	.222	0-4	.000	0-0	.000	2	3	5	5	3	1	1	2	0	0	4	8.3
San Jose St.	01/02/2024 *	34	30	1-6	.167	0-3	.000	0-0	.000	1	3	4	5	2	3	0	1	0	0	2	7.8
at New Mexico	01/06/2024 *	40	00	1-6	.167	0-2	.000	3-4	.750	2	4	6	5	2	2	3	0	1	5	7.6	
at Utah St.	01/09/2024 *	29	41	2-8	.250	1-5	.200	4-4	1.000	2	5	7	5	3	4	2	2	1	0	9	7.7
Fresno St.	01/13/2024 *	36	21	6-12	.500	3-6	.500	2-2	1.000	1	7	8	5	5	1	0	0	1	2	17	8.9
Nevada	01/20/2024 *	39	36	5-8	.625	3-5	.600	6-7	.857	1	6	7	5	6	4	0	0	1	19	8.9	
at San Diego St.	01/23/2024 *	38	17	0-8	.000	0-6	.000	5-6	.833	1	7	8	5	7	3	0	3	0	0	5	8.7
Colorado St.	01/27/2024 *	45	00	4-7	.571	1-4	.250	2-2	1.000	0	9	9	5	9	0	2	1	0	2	11	8.8
at Air Force	01/30/2024 *	40	00	6-8	.750	6-8	.750	7-8	.875	0	2	2	5	7	1	1	1	0	1	25	9.7
at UNLV	02/03/2024 *	40	00	4-13	.308	3-9	.333	1-2	.500	1	2	3	5	6	1	1	1	0	0	12	9.8
New Mexico	02/06/2024 *	39	26	7-15	.467	4-9	.444	2-2	1.000	0	5	5	5	5	1	1	2	0	1	20	10.2
Utah St.	02/14/2024 *	40	00	8-18	.444	4-12	.333	4-5	.800	2	3	5	5	3	3	2	0	1	24	10.8	
at San Jose St.	02/17/2024 *	36	57	4-10	.400	3-7	.429	0-0	.000	0	3	3	5	4	2	2	0	0	1	11	10.8
at Nevada	02/20/2024 *	36	55	6-9	.667	3-6	.500	2-2	1.000	0	4	4	5	4	1	4	0	1	17	11.1	
Boise St.	02/24/2024 *	22	56	1-5	.200	1-4	.250	2-2	1.000	0	1	1	5	2	2	0	2	0	0	5	10.8
UNLV	02/27/2024 *	38	45	5-8	.625	4-5	.800	6-6	1.000	1	4	5	5	2	1	0	1	2	20	11.2	
at Colorado St.	03/02/2024 *	38	47	4-10	.400	2-6	.333	1-3	.333	0	5	5	5	2	2	0	0	1	11	11.2	
Air Force	03/05/2024 *	35	13	7-13	.538	3-6	.500	3-4	.750	0	6	6	5	2	3	1	0	0	1	20	11.5
at Fresno St.	03/09/2024 *	24	35	5-8	.625	3-5	.600	0-0	.000	0	4	4	5	2	3	1	0	0	0	11	11.5
Totals		30	1067:29	108-265	.408	60-159	.377	70-85	.824	25	130	155	5.2	68	44	36	7	24	346	11.5	

Player Averages

Games Played	Minutes/game	Points/game	FG Pct	3FG Pct	FT Pct	Rebounds/game	Assists/game	Turnovers/game	Assist/Turnover ratio	Steals/game	Blocks/game
30	35.6	11.5	40.8	37.7	82.4	5.2	1.5	1.2	1.2	0.8	0.2

Season Highs

- Points 25 at Air Force, 1-30-24
- FG Made 8 vs. Utah State, 2-14-24
- 3FG Made 6 at Air Force, 1-30-24
- FT Made 7, twice, last at Air Force, 1-30-24
- Rebounds 9, twice, last vs. Colorado State, 1-27-24
- Assists 6, vs. C of C, 11-17-23
- Blocks 1, three times, last vs. Portland, 12-1-23
- Steals 2, six times, last vs. UNLV, 2/27/24
- Minutes 45 vs. Colorado State, 1-27-24

Career Highs

- Points 25 at Air Force, 1-30-24
- FG Made 8 vs. Utah State, 2-14-24
- 3FG Made 6 at Air Force, 1-30-24
- FT Made 7, twice, last at Air Force, 1-30-24
- Rebounds 12 vs Texas A&M-Commerce, 12-6-22
- Assists 6 twice, last vs. C of C, 11-17-23
- Blocks 2 vs Nevada, 2-27-23
- Steals 2, six times, last vs. UNLV, 2/27/24
- Minutes 45 vs. Colorado State, 1-27-24

Double-Figure Scoring Games

Season	17
Career	30

Double-Figure Rebounding Games

Season	0
Career	1

Twenty-Point Scoring Games

Season	5
Career	7

Double-Double Games

Season	1
Career	1

Season & Career Highs

Season Highs

- Points 3 vs. Boise State, 2-24-24
- FG Made 1 three times, last vs. UNLV, 2/27/24
- 3FG Made NA
- FT Made 1 vs. Boise State, 2-24-24
- Rebounds 3 vs. Boise State, 2-24-24
- Assists 1, twice last vs. UNLV, 2/27/24
- Blocks NA
- Steals 2 vs. Boise State, 2-24-24
- Minutes 17 vs. Boise State, 2-24-24

Career Highs

- Points 21 vs. Incarnate Word, 12-2-20
- FG Made 6, three times, last at Oregon State, 12-6-20
- 3FG Made 4 vs. Utah State, 3-6-20
- FT Made 7 vs Texas A&M-Commerce, 12-6-22
- Rebounds 8 vs. Nebraska Wesleyan, 12-28-19
- Assists 4 twice, last vs. Nebraska Wesleyan, 12-28-19
- Blocks 2 vs. Boise State, 1-13-21
- Steals 2 six times, last vs. Boise State, 2-24-24
- Minutes 34 at Nevada, 1-14-20

Double-Figure Scoring Games

Season	0
Career	14

Double-Figure Rebounding Games

Season	0
Career	0

Twenty-Point Scoring Games

Season	0
Career	1

Double-Double Games

Season	0
Career	0

Wyoming Career Statistics

SEASON	TEAM	GP-GS	MIN	Field Goals		3-Point		F-Throws		Rebounds			PF-FO	A	TO	BLK	STL	PTS	AVG
				FG-FGA	FG%	3FG-3FGA	3FG%	FT-FTA	FT%	OFF	DEF	TOT							

Wyoming Cowboys



#2 Kobe Newton
 Junior □ Guard □ 6-2 □ 178
 Portland, Ore. (Fullerton College)

2022-23 Averages

PTS	REB	AST	FG%	3FG%	FT%	MIN
4.7	1.9	0.6	.452	.490	.818	20.0

Notable

- Is shooting 38 percent from behind the arc this season
- He recorded a career-high 14 points at Portland and against SFA

2023-24 Game-by-Game Statistics

#2 NEWTON, Kobe

Opponent	Date	GS	MIN	Total		3-Pointers		Free throws		Rebounds		PF	A	TO	BLK	STL	PTS	AVG		
				FG-FGA	PCT	3FG-3FGA	PCT	FT-FTA	PCT	OFF	DEF								TOT	AVG
Northern N.M.	11/07/2023	12	02	3-4	.750	3-4	.750	1-1	1.000	0	1	1	1	0	0	0	10	10.0		
Cal Poly	11/13/2023	23	49	3-5	.600	3-4	.750	0-0	.000	1	1	2	1	0	2	0	9	9.5		
vs Saint Louis	11/16/2023	26	37	0-2	.000	0-1	.000	0-0	.000	1	5	6	3	0	2	1	0	6.3		
vs Col. of Charleston	11/17/2023	26	17	2-4	.500	1-2	.500	0	.000	5	5	3	1	0	3	0	6	6.3		
vs Furman	11/19/2023	30	44	2-6	.333	2-6	.333	0-0	.000	0	1	1	3	0	2	1	0	6.2		
at Texas	11/26/2023	15	08	0-0	.000	0-0	.000	0-0	.000	1	0	1	2	1	0	0	0	5.2		
at Portland	12/01/2023	30	29	5-7	.714	4-5	.800	0-0	.000	0	1	1	2	3	1	2	0	14	6.4	
SFA	12/09/2023	28	49	3-5	.600	3-4	.750	5-6	.833	0	1	1	2	2	0	1	0	14	7.4	
Weber St.	12/16/2023	29	48	2-3	.667	2-3	.667	0-0	.000	1	2	3	2	1	0	0	2	6	7.2	
vs South Dakota St.	12/20/2023	27	24	2-5	.400	1-2	.500	0-0	.000	0	4	2	5	0	0	0	0	5	7.0	
at UTEP	12/21/2023	26	21	1-3	.333	1-3	.333	0-0	.000	0	4	4	2	6	1	0	0	1	6.6	
at BYU	12/23/2023	12	44	1-4	.250	1-4	.250	0-0	.000	0	1	1	2	5	1	0	0	1	6.3	
San Jose St.	01/02/2024	22	58	0-0	.000	0-0	.000	2-2	1.000	0	3	3	2	5	0	0	0	2	6.0	
at New Mexico	01/06/2024	15	24	1-3	.333	1-3	.333	0-0	.000	0	0	0	2	4	0	0	0	3	5.8	
at Utah St.	01/09/2024	23	53	1-2	.500	1-2	.500	0-0	.000	0	0	0	2	2	0	0	0	3	5.6	
Fresno St.	01/13/2024	09	35	1-1	1.000	1-1	1.000	0-0	.000	0	2	2	2	1	0	0	0	3	5.4	
at Colorado St.	03/02/2024	01	51	0-1	.000	0-1	.000	0-0	.000	0	0	0	2	1	0	0	0	0	5.1	
Air Force	03/05/2024	02	33	0-0	.000	0-0	.000	0-0	.000	0	1	1	2	0	1	1	0	0	4.8	
at Fresno St.	03/09/2024	14	14	1-7	.143	1-6	.167	0-0	.000	0	1	1	1	1	0	0	0	3	4.7	
Totals		0	380-40	28-62	.452	25-51	.490	9-11	.818	4	33	37	19	28	11	13	0	9	90	4.7

Player Averages

Games Played	Minutes/game	Points/game	FG Pct	3FG Pct	FT Pct	Rebounds/game	Assists/game	Turnovers/game	Assist/Turnover ratio	Steals/game	Blocks/game	
19	20.0	4.7	45.2	49.0	81.8	1.9	0.6	0.7		0.8	0.5	0.0

Season & Career Highs

Season Highs

- Points 14 twice, last vs. SFA, 12-9-23
- FG Made 5 vs. Portland, 12-1-23
- 3FG Made 4 vs. Portland, 12-1-23
- FT Made 5 vs. SFA, 12-9-23
- Rebounds 6 vs. Saint Louis, 11-16-23
- Assists 2, three times, last vs. SJSU, 1-2-24
- Blocks NA
- Steals 2 twice, last vs. Weber State, 12-16-23
- Minutes 30 vs. Portland, 12-1-23

Career Highs

- Points 14 twice, last vs. SFA, 12-9-23
- FG Made 5 vs. Portland, 12-1-23
- 3FG Made 4 vs. Portland, 12-1-23
- FT Made 5 vs. SFA, 12-9-23
- Rebounds 6 vs. Saint Louis, 11-16-23
- Assists 2, three times, last vs. SJSU, 1-2-24
- Blocks NA
- Steals 2 twice, last vs. Weber State, 12-16-23
- Minutes 30 vs. Portland, 12-1-23

Double-Figure Scoring Games

- Season 3
- Career 3

Double-Figure Rebounding Games

- Season 0
- Career 0

Twenty-Point Scoring Games

- Season 0
- Career 0

Double-Double Games

- Season 0
- Career 0

Wyoming Career Statistics

SEASON	TEAM	GP-GS	MIN	AVG	FG-FGA	FG%	3FG-3FGA	3FG%	FT-FTA	FT%	OFF	DEF	TOT	AVG	PF	A	TO	BLK	STL	PTS	AVG	
2023-24	UW	19-0	381	20.0	28-62	.452	25-51	.490	9-11	.818	4	33	37	1.9	28	0	11	13	0	9	90	4.7
TOTAL		19-0	381	20.0	28-62	.452	25-51	.490	9-11	.818	4	33	37	1.9	28	0	11	13	0	9	90	4.7



#3 Sam Griffin
 Senior □ Guard □ 6-3 □ 188
 Miami, Fla. (Tulsa)

2023-24 Averages

PTS	REB	AST	FG%	3FG%	FT%	MIN
16.8	3.8	3.4	.433	.390	.843	34.3

Notable

- He has scored 2,018 points in his collegiate career.
- He has 317 career three-pointers.
- Scored season-high 26 points against Nevada and Furman

2023-24 Game-by-Game Statistics

#3 GRIFFIN, Sam

Opponent	Date	GS	MIN	Total		3-Pointers		Free throws		Rebounds		PF	A	TO	BLK	STL	PTS	AVG			
				FG-FGA	PCT	3FG-3FGA	PCT	FT-FTA	PCT	OFF	DEF								TOT	AVG	
Northern N.M.	11/07/2023	21	02	8-9	.889	5-5	1.000	2-3	.667	0	2	2	2	0	0	2	3	0	1	23	23.0
Cal Poly	11/11/2023	29	39	4-9	.444	1-5	.200	5-7	.714	0	4	4	3	0	1	5	2	0	0	14	18.5
vs Saint Louis	11/16/2023	32	52	7-20	.350	1-6	.167	0-0	.000	0	1	1	2	3	1	4	3	0	0	15	17.3
vs Col. of Charleston	11/17/2023	31	44	7-10	.700	3-3	1.000	7-7	1.000	0	0	0	1	8	1	1	2	0	4	24	19.0
vs Furman	11/19/2023	35	55	11-19	.579	4-8	.500	0-0	.000	1	0	1	1	6	0	4	5	0	0	26	20.4
at Texas	11/26/2023	34	43	3-8	.375	0-2	.000	6-6	1.000	0	2	2	1	7	3	3	3	0	2	12	19.0
at Portland	12/01/2023	36	25	5-10	.500	3-6	.500	4-6	.667	0	2	2	1	7	0	5	2	0	1	17	18.7
South Dakota Mines	12/05/2023	36	18	5-12	.417	4-7	.571	3-4	.750	0	8	8	2	5	0	7	5	0	0	17	18.5
SFA	12/09/2023	36	11	5-10	.500	3-4	.750	10-10	1.000	1	4	5	2	8	0	5	7	0	1	23	19.0
Weber St.	12/16/2023	34	09	7-8	.875	3-8	.375	2-7	.286	0	6	6	3	6	0	2	2	0	0	22	19.3
vs South Dakota St.	12/20/2023	34	47	3-10	.300	0-2	.000	3-6	.500	1	8	9	3	3	1	3	4	0	1	9	18.4
at UTEP	12/21/2023	35	32	2-11	.182	2-6	.333	5-6	.833	0	4	4	3	3	2	3	0	0	1	11	17.8
at BYU	12/23/2023	35	02	10-14	.714	3-3	1.000	2-2	1.000	0	5	5	3	5	0	1	0	0	3	25	18.3
San Jose St.	01/02/2024	36	15	10-20	.500	2-5	.400	1-2	.500	0	6	6	3	6	0	2	2	0	1	23	18.6
at New Mexico	01/06/2024	38	36	5-16	.313	1-9	.111	7-7	1.000	1	5	6	3	8	1	3	6	0	1	18	18.6
at Utah St.	01/09/2024	32	04	3-9	.333	1-5	.200	0-0	.000	0	3	3	3	8	1	1	3	0	0	7	17.9
Fresno St.	01/13/2024	38	06	1-7	.143	3-8	.375	1-4	.250	2	1	3	3	7	1	4	0	0	0	16	17.8
Nevada	01/20/2024	38	00	8-13	.615	4-9	.444	6-6	1.000	0	6	6	3	8	0	7	1	0	0	26	18.2
at San Diego St.	01/23/2024	40	00	8-16	.500	5-8	.625	1-1	1.000	0	5	5	3	9	0	3	3	0	0	22	18.4
Colorado St.	01/27/2024	40	45	8-19	.421	2-10	.200	6-8	.750	0	4	4	3	9	0	4	1	0	0	24	18.7
at Air Force	01/30/2024	29	51	2-4	.500	2-4	.500	0-0	.000	0	3	3	3	9	0	3	1	0	0	6	18.1
at UNLV	02/03/2024	34	52	3-11	.273	1-6	.167	2-2	1.000	0	4	4	3	9	0	5	0	0	0	9	17.7
New Mexico	02/06/2024	37	30	7-17	.412	2-9	.222	3-3	1.000	0	5	5	4	0	3	4	1	0	0	19	17.7
Utah St.	02/14/2024	32	46	1-4	.250	4-7	.571	2-2	1.000	0	3	3	3	9	0	4	3	0	0	18	17.8
at San Jose St.	02/17/2024	38	29	6-15	.400	3-10	.300	6-6	1.000	0	7	7	4	0	2	3	1	0	1	21	17.9
at Nevada	02/20/2024	31	22	2-9	.222	1-4	.250	1-2	.500	0	2	2									

Wyoming Cowboys



#5 Cam Manyawu

Freshman Forward 6-9 228
Kansas City, Mo. (Staley)

2023-24 Averages

PTS	REB	AST	FG%	3FG%	FT%	MIN
7.6	6.9	0.9	.611	.000	.568	23.0

Notable

- Recorded seven double-doubles on the season
- Leads team with 6.9 rebounds per game, 7th in MW
- Has 10 double-digit rebound games this season

2023-24 Game-by-Game Statistics

#5 MANYAWU, Cam

Opponent	Date	GS	MIN	Total FG-FGA	PCT	3-Pointers 3FG-3FGA	PCT	Free throws FT-FTA	PCT	Rebounds OFF DEF TOT AVG	PF	A TO	BLK	STL	PTS	AVG					
Northern N.M.	11/07/2023	*	26:05	5-8	.625	0-0	.000	3-7	.429	11	9	10	10.0	1	5	31	11	13	13.0		
Cal Poly	11/11/2023	*	33:49	7-7	1.000	0-0	.000	5-8	.625	0	10	10	10.0	4	1	2	1	0	19	16.0	
vs Saint Louis	11/16/2023	*	28:46	6-10	.600	0-1	.000	3-4	.750	6	6	12	10.7	5	0	1	0	2	15	15.7	
vs Col. of Charleston	11/17/2023	*	29:06	0-0	.000	0-0	.000	3-4	.750	1	3	4	9.0	3	0	1	2	2	3	12.5	
vs Furman	11/19/2023	*	12:34	0-1	.000	0-0	.000	0-0	.000	0	3	3	7.8	1	1	0	0	0	0	10.0	
at Texas	11/26/2023	*	37:22	5-14	.357	0-0	.000	2-4	.500	4	6	10	8.2	3	2	3	0	4	12	10.3	
at Portland	12/01/2023	*	18:45	1-5	.200	0-0	.000	0-2	.000	0	0	0	7.0	5	0	0	0	0	2	9.1	
South Dakota Mines	12/05/2023	*	34:51	7-11	.636	0-0	.000	6-7	.857	5	6	11	7.5	2	1	1	2	2	20	10.5	
SFA	12/09/2023	*	34:01	6-9	.667	0-0	.000	0-1	.000	2	4	6	7.3	4	0	5	2	1	12	10.7	
Weber St.	12/16/2023	*	28:43	1-5	.200	0-1	.000	0-2	.000	5	2	7	7.3	4	1	1	0	0	2	9.8	
vs South Dakota St.	12/20/2023	*	14:38	3-3	1.000	0-0	.000	0-0	.000	0	4	4	7.0	1	2	1	1	1	6	9.5	
at UTEP	12/21/2023	*	12:11	2-3	.667	0-0	.000	0-0	.000	2	1	3	6.7	3	1	1	0	0	4	9.9	
at BYU	12/30/2023	*	05:07	0-1	.000	0-0	.000	0-0	.000	0	1	1	6.2	0	0	0	0	0	0	8.3	
San Jose St.	01/02/2024	*	02:51	0-0	.000	0-0	.000	0-0	.000	0	0	0	5.8	0	0	0	0	0	0	7.7	
at New Mexico	01/06/2024	*	23:36	4-5	.800	0-0	.000	3-5	.600	4	5	9	6.0	3	0	2	1	1	11	7.9	
at Utah St.	01/09/2024	*	17:33	0-3	.000	0-0	.000	2-4	.500	2	3	5	5.9	1	1	0	0	2	2	7.6	
Fresno St.	01/12/2024	*	23:48	3-4	.750	0-0	.000	0-1	.000	2	4	6	5.9	3	2	1	0	0	6	7.5	
Nevada	01/20/2024	*	15:17	1-4	.250	0-0	.000	4-7	.571	0	4	4	5.8	5	0	2	0	1	6	7.4	
at San Diego St.	01/23/2024	*	19:33	1-1	1.000	0-0	.000	3-2	1.500	3	2	5	5.8	1	1	2	0	1	2	7.1	
Colorado St.	01/27/2024	*	22:22	2-2	1.000	0-0	.000	2-5	.400	5	7	5.9	5	0	1	0	2	4	7.0		
at Air Force	01/30/2024	*	19:33	2-3	.667	0-0	.000	0-0	.000	2	5	7	5.9	2	1	0	0	0	4	6.8	
at UNLV	02/03/2024	*	19:28	5-6	.833	0-1	.000	3-5	.600	3	6	9	6.0	3	2	1	0	0	13	7.1	
New Mexico	02/06/2024	*	23:12	4-8	.500	0-0	.000	4-6	.667	3	4	7	6.1	1	0	2	0	1	12	7.3	
Utah St.	02/14/2024	*	27:24	4-8	.500	0-0	.000	0-1	.000	4	7	11	6.3	5	1	1	0	3	8	7.3	
at San Jose St.	02/17/2024	*	12:48	0-0	.000	0-0	.000	1-1	1.000	1	1	2	6.1	3	1	4	1	1	0	7.0	
at Nevada	02/20/2024	*	30:07	5-5	1.000	0-0	.000	2-4	.500	3	9	12	6.3	4	1	2	0	1	12	7.2	
Boise St.	02/24/2024	*	28:13	3-3	1.000	0-0	.000	2-4	.500	1	8	9	6.4	3	0	1	1	1	8	7.3	
UNLV	02/27/2024	*	34:08	3-6	.500	0-0	.000	2-5	.400	5	5	10	6.6	4	4	1	1	4	8	7.3	
at Colorado St.	03/02/2024	*	23:08	4-5	.800	0-0	.000	7-10	.700	5	5	10	6.7	5	0	0	1	0	15	7.6	
Air Force	03/05/2024	*	27:54	3-5	.600	0-0	.000	2-2	1.000	5	9	14	6.9	1	0	1	0	0	8	7.6	
at Fresno St.	03/09/2024	*	25:47	4-4	1.000	0-0	.000	1-2	.500	0	7	7	6.9	3	0	0	1	1	9	7.6	
Totals			10	712:39	91-149	.611	0-3	.000	54-95	.568	71	144	215	6.9	88	28	40	15	32	236	7.6

Player Averages

Games Played	Minutes/game	Points/game	FG Pct	3FG Pct	FT Pct	Rebounds/game	Assists/game	Turnovers/game	Assist/Turnover ratio	Steals/game	Blocks/game
31	23.0	7.6	61.1	0.0	56.8	6.9	0.9	1.3	0.7	1.0	0.5

Season & Career Highs

Season Highs

- Points 20 vs. SD Mines, 12-5-23
- FG Made 7 twice, last vs South Dakota Mines, 12-5-23
- 3FG Made NA
- FT Made 7 at Colorado State, 3-2-24
- Rebounds 14 vs. Air Force, 3-5-24
- Assists 5 vs. NNMCM, 11-7-23
- Blocks 2 three times, last vs. SFA, 12-9-23
- Steals 4, twice, last vs. UNLV, 2/27/24
- Minutes 37 at Texas, 11-26-23

Career Highs

- Points 20 vs. SD Mines, 12-5-23
- FG Made 7 twice, last vs South Dakota Mines, 12-5-23
- 3FG Made NA
- FT Made 7 at Colorado State, 3-2-24
- Rebounds 14 vs. Air Force, 3-5-24
- Assists 5 vs. NNMCM, 11-7-23
- Blocks 2 three times, last vs. SFA, 12-9-23
- Steals 4, twice, last vs. UNLV, 2/27/24
- Minutes 37 at Texas, 11-26-23

Double-Figure Scoring Games

- Season 11
- Career 11

Double-Figure Rebounding Games

- Season 10
- Career 10

Twenty-Point Scoring Games


- Season 1
- Career 1

Double-Double Games

- Season 7
- Career 7

Wyoming Career Statistics

SEASON/TEAM	GP-GS	MIN/AVG	Field Goals FG-FGA	FG%	3-Point 3FG-3FGA	3FG%	F-Throws FT-FTA	FT%	OFF DEF TOT AVG	PF-FO	A TO	BLK	STL	PTS	AVG			
2023-24 UW	31-10	712/23.0	91-149	.611	0-3	.000	54-95	.568	71	144	215	6.9	88-28	40	15	32	236	7.6
TOTAL	31-10	712/23.0	91-149	.611	0-3	.000	54-95	.568	71	144	215	6.9	88-28	40	15	32	236	7.6



#7 Jonas Sirtautas

Freshman Forward 6-10 185
Kaunas, Lithuania (Zalgiris)

2023-24 Averages

PTS	REB	AST	FG%	3FG%	FT%	MIN
--	--	--	--	--	--	--

Notable

- He spent time with the club team Zalgiris in his hometown of Kaunas.
- He was also picked to be a part of the NBA Academy last season in the United States.

2023-24 Game-by-Game Statistics

Season & Career Highs

Wyoming Career Statistics

Wyoming Cowboys



#10 Levi Brown
 Freshman Guard 6-0 167
 Laramie, Wyo. (Laramie)

2023-24 Averages

PTS	REB	AST	FG%	3FG%	FT%	MIN
--	--	--	--	--	--	--

Notable

- Joined the program as a walk-on.
- Led Laramie High School to the State Championship game last season.

2023-24 Game-by-Game Statistics



#11 Kael Combs
 Freshman Guard 6-4 190
 Nixa, Mo. (Nixa)

2023-24 Averages

PTS	REB	AST	FG%	3FG%	FT%	MIN
2.7	1.0	0.7	.480	.308	.654	10.2

Notable

- Scored career-high 12 points against Boise State
- Added five assists for career high against Boise State
- Recorded first career dunk vs. Colorado State, and one vs. Boise St.

#11 COMBS, Kael

Opponent	Date	GS	MIN	Total		3-Pointers		Free throws		Rebounds			PF	A	TO	BLK	STL	PTS	AVG			
				FG-FGA	PCT	3FG-3FGA	PCT	FT-FTA	PCT	OFF	DEF	TOT										
Northern N.M.	11/07/2023		08:07	1-2	.500	0-1	.000	0-0	.000	0	1	1	1	0	0	1	0	0	2	2.0		
vs Col. of Charleston	11/17/2023		10:02	2-3	.667	0-0	.000	0-0	.000	0	0	0	0	0	0	2	0	0	4	3.0		
vs Furman	11/19/2023		04:05	0-1	.000	0-0	.000	0-0	.000	1	0	1	0	7	1	1	1	0	0	0	2.0	
at Texas	11/26/2023		02:06	0-0	.000	0-0	.000	0-0	.000	0	0	0	0	0	5	0	0	0	0	0	1.5	
at Portland	12/01/2023		06:47	1-2	.500	0-1	.000	2-2	1.000	0	1	1	0	6	2	0	1	1	2	4	2.0	
South Dakota Mines	12/05/2023	*	34:46	3-3	1.000	1-1	1.000	1-2	.500	1	1	2	0	8	1	1	1	0	2	8	3.0	
SFA	12/09/2023		02:58	0-0	.000	0-0	.000	0-0	.000	0	0	0	0	0	7	0	1	0	0	0	2.6	
Weber St.	12/16/2023		13:03	0-1	.000	0-0	.000	0-0	.000	0	0	0	0	0	6	1	0	0	0	0	2.3	
vs South Dakota St.	12/20/2023		01:05	0-0	.000	0-0	.000	0-0	.000	0	0	0	0	0	6	0	0	0	0	0	2.0	
at BYU	12/30/2023		02:41	0-1	.000	0-0	.000	0-0	.000	0	0	0	0	0	5	0	0	0	0	1	0	1.8
at Utah St.	01/09/2024		02:54	0-0	.000	0-0	.000	2-2	1.000	0	0	0	0	0	5	0	0	1	0	0	2	1.8
Fresno St.	01/13/2024		02:05	0-1	.000	0-0	.000	0-0	.000	0	1	1	0	5	0	0	0	0	0	0	0	1.7
Nevada	01/20/2024		12:00	2-3	.667	1-1	1.000	0-1	.000	2	2	4	0	8	1	0	1	0	1	5	1.9	
at San Diego St.	01/23/2024		01:43	0-0	.000	0-0	.000	0-0	.000	0	1	1	0	8	0	0	0	0	0	0	0	1.8
Colorado St.	01/27/2024		07:33	1-2	.500	0-0	.000	0-0	.000	0	1	1	0	8	1	0	0	0	0	0	2	1.8
at Air Force	01/30/2024		11:04	1-2	.500	0-0	.000	0-1	.000	0	2	2	0	9	2	0	0	0	0	0	2	1.8
at UNLV	02/03/2024		06:32	0-0	.000	0-0	.000	0-0	.000	1	0	1	0	9	0	1	0	0	0	0	0	1.7
New Mexico	02/06/2024		04:24	0-1	.000	0-1	.000	1-2	.500	0	1	1	0	9	0	0	1	0	1	1	1	1.7
Utah St.	02/14/2024		11:40	0-1	.000	0-0	.000	0-0	.000	0	0	0	0	8	0	2	0	0	0	0	0	1.6
at San Jose St.	02/17/2024		10:55	0-3	.000	0-1	.000	0-0	.000	1	1	2	0	9	0	0	0	0	0	0	0	1.5
at Nevada	02/20/2024		12:07	3-5	.600	1-2	.500	0-0	.000	0	1	1	0	9	0	0	1	0	0	0	7	1.8
Boise St.	02/24/2024		22:01	4-6	.667	0-1	.000	4-8	.500	0	0	0	0	9	3	5	0	1	1	12	2.2	
UNLV	02/27/2024		20:45	1-6	.167	1-2	.500	2-2	1.000	0	1	1	0	9	1	2	2	1	0	2	5	2.3
at Colorado St.	03/02/2024		23:12	3-3	1.000	0-0	.000	1-2	.500	0	2	2	0	9	1	3	1	0	1	7	2.5	
Air Force	03/05/2024		10:13	0-1	.000	0-1	.000	2-2	1.000	0	2	2	1	0	1	0	1	0	0	2	2.5	
at Fresno St.	03/09/2024		19:24	2-3	.667	0-1	.000	2-2	1.000	0	1	1	1	0	2	1	0	0	0	0	6	2.7
Totals			1 264:12	24-50	.480	4-13	.308	17-26	.654	6	19	25	10	17	0	19	14	3	11	69	2.7	

Player Averages

Games Played	Minutes/game	Points/game	FG Pct	3FG Pct	FT Pct	Rebounds/game	Assists/game	Turnovers/game	Assist/Turnover ratio	Steals/game	Blocks/game
26	10.2	2.7	48.0	30.8	65.4	1.0	0.7	0.5	1.4	0.4	0.1

Season & Career Highs

Season Highs

Points	NA
FG Made	NA
3FG Made	NA
FT Made	NA
Rebounds	NA
Assists	NA
Blocks	NA
Steals	NA
Minutes	NA

Career Highs

Points	NA
FG Made	NA
3FG Made	NA
FT Made	NA
Rebounds	NA
Assists	NA
Blocks	NA
Steals	NA
Minutes	NA

Double-Figure Scoring Games

Season	0
Career	0

Double-Figure Rebounding Games

Season	0
Career	0

Twenty-Point Scoring Games

Season	0
Career	0

Double-Double Games

Season	0
Career	0

Wyoming Career Statistics

Season & Career Highs

Season Highs

Points	12 vs. Boise State, 2-24-24
FG Made	4 vs. Boise State, 2-24-24
3FG Made	1 three times, last at Nevada, 2-20-24
FT Made	4 vs. Boise State, 2-24-24
Rebounds	4 vs. Nevada, 1-20-24
Assists	5 vs. Boise State, 2-24-24
Blocks	NA
Steals	2 vs. UNLV, 2/27/24
Minutes	35 vs. South Dakota Mines, 12-5-23

Career Highs

Points	12 vs. Boise State, 2-24-24
FG Made	4 vs. Boise State, 2-24-24
3FG Made	1 three times, last at Nevada, 2-20-24
FT Made	4 vs. Boise State, 2-24-24
Rebounds	4 vs. Nevada, 1-20-24
Assists	5 vs. Boise State, 2-24-24
Blocks	NA
Steals	2 vs. UNLV, 2/27/24
Minutes	35 vs. South Dakota Mines, 12-5-23

Double-Figure Scoring Games

Season	1
Career	1

Double-Figure Rebounding Games

Season	0
Career	0

Twenty-Point Scoring Games

Season	0
Career	0

Double-Double Games

Season	0
Career	0

Wyoming Career Statistics

SEASON	TEAM	GP	GS	MIN	AVG	FG-FGA	FG%	3FG-3FGA	3FG%	FT-FTA	FT%	OFF	DEF	TOT	AVG	PF	FO	A	TO	BLK	STL	PTS	AVG
2023-24	UW	26	1	264	10.2	24-50	.480	4-13	.308	17-26	.654	6	19	25	10	17	0	19	14	3	11	69	2.7
TOTAL		26	1	264	10.2	24-50	.480	4-13	.308	17-26	.654	6	19	25	10	17	0	19	14	3	11	69	2.7

Wyoming Cowboys



#13 Akuel Kot

Senior □ Guard □ 6-2 □ 167
Amarillo, Texas (Fort Lewis College)

2023-24 Averages

PTS	REB	AST	FG%	3FG%	FT%	MIN
13.7	2.5	2.0	.429	.373	.872	33.9

Notable

- Scored season-high 24 points against Weber State
- Scored 20 or more points seven times this season
- Has recorded two buzzer beaters this season for the Brown and Gold

2023-24 Game-by-Game Statistics

#13 KOT, Akuel

Opponent	Date	GS	MIN	Total FG-FGA	PCT	3-Pointers 3FG-3FGA	PCT	Free throws FT-FTA	PCT	Rebounds OFF DEF TOT AVG	PF	A	TO	BLK	STL	PTS	AVG				
Northern N.M.	11/07/2023	*	30:07	6-10	.600	1-4	.250	5-8	1.000	0	1	1	1	0	0	3	21	21.0			
Cal Poly	11/11/2023	*	32:26	4-14	.286	1-5	.200	7-8	.875	1	3	4	2	5	3	4	2	0	16	18.5	
vs Saint Louis	11/16/2023	*	32:05	4-18	.222	2-9	.222	0-0	.000	0	2	2	2	3	2	0	10	15.7			
vs Col. of Charleston	11/17/2023	*	23:32	3-7	.429	2-5	.400	2-4	.500	0	1	1	2	0	1	4	1	10	14.3		
vs Furman	11/19/2023	*	40:00	7-17	.412	2-5	.400	4-4	1.000	0	3	3	2	2	4	2	0	1	20	15.4	
at Texas	11/26/2023	*	33:38	4-10	.400	2-5	.400	0-0	.000	0	1	1	2	0	3	0	10	14.5			
at Portland	12/01/2023	*	34:27	4-9	.444	1-3	.333	6-6	1.000	1	2	3	2	1	1	3	4	0	15	14.6	
South Dakota Mines	12/05/2023	*	38:01	5-11	.455	2-4	.500	3-4	.750	0	5	5	2	5	2	4	0	1	15	14.6	
SFA	12/09/2023	*	35:44	6-15	.400	2-4	.500	5-6	.833	0	1	1	2	3	0	1	1	19	15.1		
Weber St.	12/16/2023	*	35:51	10-18	.556	2-4	.500	2-2	1.000	0	2	2	2	3	0	1	3	0	24	16.0	
vs South Dakota St.	12/20/2023	*	34:51	8-14	.571	4-7	.571	2-3	.667	1	0	1	2	2	0	0	0	22	16.5		
at UTEP	12/21/2023	*	37:43	4-12	.333	2-6	.333	4-4	1.000	0	2	2	2	2	1	3	0	14	16.3		
at BYU	12/30/2023	*	36:43	4-7	.571	2-2	1.000	0-0	.000	0	3	3	2	2	1	2	0	10	15.8		
San Jose St.	01/02/2024	*	33:19	4-8	.500	2-3	.667	4-5	.800	1	3	4	2	4	1	2	0	1	14	15.7	
at New Mexico	01/06/2024	*	31:38	2-7	.286	1-4	.250	0-0	.000	0	2	2	2	3	1	1	5	1	0	5	15.0
at Utah St.	01/09/2024	*	28:05	5-10	.500	1-3	.333	3-3	1.000	0	3	3	2	3	3	0	1	14	14.9		
Fresno St.	01/13/2024	*	33:53	5-8	.625	2-4	.500	0-0	.000	0	4	4	2	5	2	5	0	1	12	14.8	
Nevada	01/20/2024	*	36:03	7-11	.636	5-8	.625	1-2	.500	0	1	1	2	4	2	3	0	1	20	15.1	
at San Diego St.	01/23/2024	*	40:00	6-14	.429	4-9	.444	0-0	.000	0	4	4	2	5	2	0	1	1	10	15.1	
Colorado St.	01/27/2024	*	43:22	5-13	.385	2-7	.286	6-7	.857	0	2	2	2	5	2	3	2	0	18	15.3	
at Air Force	01/30/2024	*	40:00	7-17	.412	4-7	.571	2-2	1.000	0	3	3	2	5	0	5	0	0	20	15.5	
at UNLV	02/03/2024	*	38:36	3-12	.250	0-0	.000	0-0	.000	1	1	2	2	5	3	1	2	0	6	15.0	
New Mexico	02/06/2024	*	38:40	6-11	.545	0-3	.000	1-2	.500	1	4	5	2	6	3	2	1	0	13	15.0	
Utah St.	02/14/2024	*	35:45	1-6	.167	1-3	.333	0-0	.000	0	2	2	2	5	2	2	1	0	0	3	14.5
at San Jose St.	02/17/2024	*	27:23	7-10	.700	4-5	.800	2-2	1.000	0	5	5	2	6	1	2	2	0	20	14.7	
at Nevada	02/20/2024	*	33:00	0-7	.000	0-5	.000	3-4	.750	1	2	3	2	3	1	2	0	0	3	14.2	
Boise St.	02/24/2024	*	22:37	3-6	.500	0-2	.000	0-0	.000	0	0	0	2	6	1	0	0	0	6	13.9	
UNLV	02/27/2024	*	31:23	3-8	.375	1-4	.250	0-0	.000	0	1	1	2	5	2	0	1	0	7	13.7	
at Colorado St.	03/02/2024	*	28:11	2-11	.182	1-5	.200	2-2	1.000	0	3	3	2	5	1	1	2	0	7	13.4	
Air Force	03/05/2024	*	35:05	6-13	.462	1-5	.200	6-6	1.000	1	1	2	2	5	0	2	0	0	19	13.6	
at Fresno St.	03/09/2024	*	28:33	6-9	.667	3-5	.600	2-2	1.000	0	1	1	2	5	1	3	1	0	17	13.1	
Totals			31	1050:41	147-343	.429	57-153	.373	75-86	.872	8	68	76	25	49	63	72	5	18	426	13.7

Season & Career Highs

Season Highs

- Points 24 vs. Weber State, 12-16-23
- FG Made 10 vs. Weber State, 12-16-23
- 3FG Made 5 vs. Nevada, 1-20-24
- FT Made 8 vs. NNMCM, 11-7-23
- Rebounds 5 three times, last at San Jose State, 2-17-24
- Assists 6 vs. NNMCM, 11-7-23
- Blocks 2 at UNLV, 2-3-24
- Steals 3 twice, last vs. Portland, 12-1-23
- Minutes 43 vs. Colorado State, 1-27-24

Career Highs

- Points 45 vs. UT Permian Basin, 11-19-22
- FG Made 13, twice, last vs. Lubbock Christian, 3-11-23
- 3FG Made 8 vs. Regis, 2-12-22
- FT Made 16, vs. UT Permian Basin, 11-19-22
- Rebounds 7, three times, last vs. Lubbock Christian, 3-11-23
- Assists 6, twice, last vs. NNMCM, 11-7-23
- Blocks 2, seven times, last at UNLV, 2-3-24
- Steals 6, vs. Colorado Mesa, 1-20-23
- Minutes 43 vs. Colorado State, 1-27-24

Double-Figure Scoring Games

Season 24
Career 24

Double-Figure Rebounding Games

Season 0
Career 0

Twenty-Point Scoring Games

Season 7
Career 7

Double-Double Games

Season 0
Career 0

Wyoming Career Statistics

SEASON	TEAM	GP-GS	MIN	AVG	Field Goals FG-FGA	PCT	3-Point 3FG-3FGA	PCT	F-Throws FT-FTA	PCT	Rebounds OFF DEF TOT AVG	PF-FO	A	TO	BLK	STL	PTS	AVG				
2019-20	FLC	28-15	789	28.2	99-225	.440	23-64	.359	109-126	.865	13	57	70	2.5	43-1	55	40	1	15	330	11.8	
2020-21	FLC	16-1	341	21.3	48-106	.453	14-41	.341	23-29	.793	4	20	24	1.5	29-0	18	17	4	9	133	8.3	
2021-22	FLC	27-20	753	27.9	148-312	.474	74-173	.428	78-91	.857	12	57	69	2.6	42-0	28	29	8	33	448	16.6	
2022-23	FLC	33-33	1083	32.8	249-482	.517	77-196	.393	226-267	.846	16	89	105	3.2	53-0	42	62	12	39	801	24.3	
2023-24	UW	31-31	1051	33.9	147-343	.429	57-153	.373	75-86	.872	8	68	76	2.5	49-0	63	72	5	18	426	13.7	
TOTAL FOR UW		31-31	1051	33.9	147-343	.429	57-153	.373	75-86	.872	8	68	76	2.5	49-0	63	72	5	18	426	13.7	
TOTAL			135-100	4017	29.8	691-1468	.471	245-627	.391	511-599	.853	53	291	344	2.5	216-1	206	220	30	114	2138	15.8



#15 Oleg Kojenets

Sophomore □ Forward □ 7-0 □ 228
Kaunas, Lithuania (Nebraska)

2023-24 Averages

PTS	REB	AST	FG%	3FG%	FT%	MIN
3.7	2.5	0.1	.519	---	.588	9.5

Notable

- Scored a career-high 18 points against SJSU
- He had five blocks against Cal Poly for most by a Cowboy Alan Herndon had five against Nevada on Jan. 3, 2018

2023-24 Game-by-Game Statistics

#15 KOJENETS, Oleg

Opponent	Date	GS	MIN	Total FG-FGA	PCT	3-Pointers 3FG-3FGA	PCT	Free throws FT-FTA	PCT	Rebounds OFF DEF TOT AVG	PF	A	TO	BLK	STL	PTS	AVG			
Northern N.M.	11/07/2023		21:42	5-9	.556	0-0	.000	1-2	.500	4	2	6	0	3	0	11	11.0			
Cal Poly	11/11/2023		22:23	3-3	1.000	0-0	.000	3-6	.500	2	1	3	4	3	0	3	5	2	9	10.0
vs Saint Louis	11/16/2023		12:59	3-5	.600	0-0	.000	0-0	.000	1	2	3	4	0	1	2	1	0	6	8.7
vs Col. of Charleston	11/17/2023		15:33	3-3	1.000	0-0	.000	0-0	.000	0	3	3	3	3	0	0	2	0	6	8.0
vs Furman	11/19/2023		04:48	0-1	.000	0-0	.000	0-0	.000	0	1	1	3	2	0	0	0	0	0	6.4
at Texas	11/26/2023		13:52	3-5	.600	0-0	.000	0-0	.000	1	4	5	3	3	0	2	1	0	6	6.3
at Portland	12/01/2023		11:43	2-3	.667	0-0	.000	3-4	.750	0	1	1	3	1	5	1	1	1	7	6.4
South Dakota Mines	12/05/2023		12:59	3-4	.750	0-0	.000	1-2	.500	0	4	4	3	3	0	2	0	0	7	6.5
SFA	12/09/2023		12:24	0-3	.000	0-0	.000	0-0	.000	2	1	3	3	2	0	1	0	0	0	5.8
Weber St.	12/16/2023		02:54	0-0	.000	0-0	.000	0-0	.000	0	0	0	2	9	0	1	0	0	0	5.2
vs South Dakota St.																				

Wyoming Cowboys



#24 Jacob Theodosiou

Freshman Guard 6-4 188
Waterloo, Ontario (Western Reserve)

2023-24 Averages

PTS	REB	AST	FG%	3FG%	FT%	MIN
0.6	0.8	0.5	.143	.000	.500	4.7

Notable

- He is the second native of Canada to play for the Cowboys with Dave Lodgins playing for the Pokes from 1984-88.
- Theodosiou represents his country at the National level.

2023-24 Game-by-Game Statistics

#24 THEODOSIOU, Jacob

Opponent	Date	GS	MIN	FG-FGA	PCT	3FG-3FGA	PCT	FT-FTA	PCT	Rebounds	PF	A	TO	BLK	STL	PTS	AVG				
Northern N.M.	11/07/2023		11:32	0-0	.000	0-0	.000	2-4	.500	0	3	3	0	1	1	0	2	2.0			
Cal Poly	11/11/2023		04:04	0-0	.000	0-0	.000	1-2	.500	0	1	2	2	0	1	0	1	1.5			
vs Saint Louis	11/16/2023		02:48	0-1	.000	0-0	.000	0-0	.000	0	0	1	1	0	0	0	0	1.0			
at Texas	11/26/2023		01:51	0-0	.000	0-0	.000	1-2	.500	0	1	1	3	0	0	0	0	1.0			
at Portland	12/01/2023		00:19	0-0	.000	0-0	.000	0-0	.000	0	0	0	1	0	0	0	0	0.8			
South Dakota Mines	12/05/2023		20:14	1-4	.250	0-2	.000	1-2	.500	0	4	4	1	2	1	1	0	1	3.2		
at BYU	12/30/2023		01:13	0-0	.000	0-0	.000	0-0	.000	0	0	0	1	0	0	0	0	1.0			
at Utah St.	01/09/2024		02:54	0-1	.000	0-0	.000	0-0	.000	0	0	0	1	0	0	0	0	0.9			
at Nevada	02/20/2024		01:17	0-0	.000	0-0	.000	0-0	.000	0	0	0	1	0	0	0	0	0.8			
Boise St.	02/24/2024		02:18	0-0	.000	0-0	.000	0-0	.000	0	0	0	0	0	0	0	0	0.7			
at Fresno St.	03/09/2024		02:53	0-1	.000	0-0	.000	0-0	.000	0	0	0	0	0	1	0	0	0.5			
Totals			0	51:23	1-7	.143	0-2	.000	5-10	.500	0	9	9	0.8	4	5	3	0	3	7	0.6

Player Averages

Games Played	Minutes/game	Points/game	FG Pct	3FG Pct	FT Pct	Rebounds/game	Assists/game	Turnovers/game	Assist/Turnover ratio	Steals/game	Blocks/game
11	4.7	0.6	.143	0.0	50.0	0.8	0.5	0.3	1.7	0.3	0.0

Season & Career Highs

Season Highs

- Points 3 vs. South Dakota Mines, 12-5-23
- FG Made 1 vs. South Dakota Mines, 12-5-23
- 3FG Made NA
- FT Made 1 three times, last vs. South Dakota Mines, 12-5-23
- Rebounds 4 vs. South Dakota Mines, 12-5-23
- Assists 3 vs. NNMCM, 11-7-23
- Blocks NA
- Steals 1 three times, last at Fresno State, 3-9-24
- Minutes 20 vs. South Dakota Mines, 12-5-23

Career Highs

- Points 3 vs. South Dakota Mines, 12-5-23
- FG Made 1 vs. South Dakota Mines, 12-5-23
- 3FG Made NA
- FT Made 1 three times, last vs. South Dakota Mines, 12-5-23
- Rebounds 4 vs. South Dakota Mines, 12-5-23
- Assists 3 vs. NNMCM, 11-7-23
- Blocks NA
- Steals 1 three times, last at Fresno State, 3-9-24
- Minutes 20 vs. South Dakota Mines, 12-5-23

Double-Figure Scoring Games

- Season 0
- Career 0

Double-Figure Rebounding Games

- Season 0
- Career 0

Twenty-Point Scoring Games

- Season 0
- Career 0

Double-Double Games

- Season 0
- Career 0

Wyoming Career Statistics

SEASON	TEAM	GP	GS	MIN	AVG	Field Goals	3-Point	F-Throws	Rebounds	PF	FO	A	TO	BLK	STL	PTS	AVG					
2023-24	UW	11-0		51/4.7		1-7	.143	0-2	.000	5-10	.500	0	9	9	0.8	4-0	5	3	0	3	7	0.6
TOTAL		11-0		51/4.7		1-7	.143	0-2	.000	5-10	.500	0	9	9	0.8	4-0	5	3	0	3	7	0.6



#31 Cort Roberson

Sophomore Guard 6-0 160
Arlington, Wash. (Stanwood)

2023-24 Averages

PTS	REB	AST	FG%	3FG%	FT%	MIN
1.8	0.1	0.0	.667	.667	1.000	1.8

Notable

- Recorded his first career field goal against Northern New Mexico
- He scored a career-high two points against Texas, NNMCM and Fresno State last season

#31 ROBERSON, Cort

Opponent	Date	GS	MIN	FG-FGA	PCT	3FG-3FGA	PCT	FT-FTA	PCT	Rebounds	PF	A	TO	BLK	STL	PTS	AVG			
Northern N.M.	11/07/2023		04:16	1-2	.500	0-1	.000	0-0	.000	0	0	0	0	0	0	0	2	2.0		
at Texas	11/26/2023		01:04	0-0	.000	0-0	.000	2-2	1.000	0	0	0	0	0	0	0	2	2.0		
South Dakota Mines	12/05/2023		01:59	1-1	1.000	1-1	1.000	0-0	.000	0	0	0	0	0	0	0	3	2.3		
at Utah St.	01/09/2024		00:57	0-0	.000	0-0	.000	0-0	.000	0	0	0	0	0	0	0	0	1.8		
at Nevada	02/20/2024		01:17	0-0	.000	0-0	.000	0-0	.000	0	0	0	0	0	0	0	0	1.4		
Boise St.	02/24/2024		01:59	1-1	1.000	1-1	1.000	0-0	.000	0	0	0	0	0	0	0	3	1.7		
Air Force	03/05/2024		00:17	0-0	.000	0-0	.000	0-0	.000	0	0	0	0	0	0	0	0	1.4		
at Fresno St.	03/09/2024		02:53	1-2	.500	0-0	.000	0-0	.000	1	0	1	0	1	0	1	0	2	1.5	
Totals			0	14:42	4-6	.667	2-3	.667	2-2	1.000	1	0	1	0	1	0	1	0	12	1.5

Player Averages

Games Played	Minutes/game	Points/game	FG Pct	3FG Pct	FT Pct	Rebounds/game	Assists/game	Turnovers/game	Assist/Turnover ratio	Steals/game	Blocks/game
8	1.8	1.5	.667	.667	100.0	0.1	0.0	0.0	0.0	0.0	0.1

Season & Career Highs

Season Highs

- Points 3 twice, last vs. Boise State, 2-24-24
- FG Made 1 four times, last at Fresno State, 3-9-24
- 3FG Made 1 twice, vs. Boise State, 2-24-24
- FT Made 2 at Texas, 11-26-23
- Rebounds 1 at Fresno State, 3-9-24
- Assists NA
- Blocks 1 at Fresno State, 3-9-24
- Steals NA
- Minutes 4 vs. NNMCM, 11-7-23

Career Highs

- Points 3 twice, last vs. Boise State, 2-24-24
- FG Made 1 four times, last at Fresno State, 3-9-24
- 3FG Made 1 twice, vs. Boise State, 2-24-24
- FT Made 2 twice, last at Texas, 11-26-23
- Rebounds 1 twice, last at Fresno State, 3-9-24
- Assists N/A
- Blocks 1 twice, last at Fresno State, 3-9-24
- Steals N/A
- Minutes 4 vs. Colorado Christian, 11-7-22

Double-Figure Scoring Games

- Season 0
- Career 0

Double-Figure Rebounding Games

- Season 0
- Career 0

Twenty-Point Scoring Games

- Season 0
- Career 0

Double-Double Games

- Season 0
- Career 0

Wyoming Career Statistics

SEASON	TEAM	GP	GS	MIN	AVG	Field Goals	3-Point	F-Throws	Rebounds	PF	FO	A	TO	BLK	STL	PTS	AVG						
2022-23	UW	4-0		6/1.5		0-1	.000	0-0	.000	3-4	.750	0	1	1	0.3	0-0	0	1	1	0	3	0.8	
2023-24	UW	8-0		15/1.8		4-6	.667	2-3	.667	2-2	1.000	1	0	1	0.1	2-0	0	1	0	1	0	12	1.5
TOTAL		12-0		21/1.7		4-7	.571	2-3	.667	5-6	.833	1	1	2	0.2	2-0	0	2	0	2	0	15	1.3

Wyoming Cowboys



#33 Mason Walters
 Graduate Forward 6-9 221
 Jamestown, N.D. (U of Jamestown)

2023-24 Averages

PTS	REB	AST	FG%	3FG%	FT%	MIN
12.5	5.2	2.1	.433	.163	.815	32.6

Notable

- Scored a season-high 22 points at Air Force
- He grabbed a season-high 13 rebounds at UNLV
- Has scored in double figures 15 times this season in 2 games

2023-24 Game-by-Game Statistics

#33 WALTERS, Mason

Opponent	Date	GS	MIN	Total FG-FGA	PCT	3-Pointers 3FG-3FGA	PCT	Free throws FT-FTA	PCT	Rebounds OFF DEF TOT	PF	A	TO	BLK	STL	PTS	AVG				
vs South Dakota St.	12/20/2023	*	26:18	4-12	.333	1-2	.500	3-4	.750	0	3	3	0	4	0	3	1	0	12	12.0	
at UTEP	12/21/2023	*	28:01	5-8	.625	0-1	.000	6-6	1.000	2	1	3	3	0	2	0	2	16	14.0		
at BYU	12/30/2023	*	34:53	4-17	.235	1-7	.143	3-4	.750	0	3	3	0	2	3	0	0	12	13.3		
San Jose St.	01/02/2024	*	35:41	2-5	.400	0-1	.000	4-4	1.000	0	5	5	3	1	1	1	0	2	8	12.0	
at New Mexico	01/06/2024	*	24:00	4-10	.400	1-3	.333	1-3	.333	1	4	5	3	3	3	0	0	10	11.6		
at UNLV	01/09/2024	*	33:00	6-10	.600	1-3	.333	4-4	1.000	0	1	1	3	2	1	5	2	0	17	12.5	
Fresno St.	01/13/2024	*	31:03	1-6	.167	0-2	.000	5-6	.833	2	2	4	3	4	3	0	1	0	7	11.7	
Nevada	01/20/2024	*	30:23	2-3	.667	0-0	.000	7-10	.700	3	5	8	4	2	1	3	0	1	11	11.6	
at San Diego St.	01/23/2024	*	30:51	7-15	.467	0-2	.000	4-4	1.000	3	2	5	4	1	2	3	0	0	18	12.3	
Colorado St.	01/27/2024	*	34:24	4-10	.400	0-1	.000	5-8	.625	1	5	6	4	3	5	0	1	0	13	12.4	
at Air Force	01/30/2024	*	33:33	8-12	.667	0-0	.000	6-7	.857	3	4	7	4	5	3	6	0	1	22	13.3	
at UNLV	02/03/2024	*	37:03	2-6	.333	0-1	.000	2-3	.667	2	11	13	5	1	3	1	0	0	6	12.7	
New Mexico	02/06/2024	*	34:10	3-12	.250	0-4	.000	2-2	1.000	0	4	4	5	2	3	0	0	2	8	12.3	
Utah St.	02/14/2024	*	38:56	7-17	.412	0-3	.000	2-2	1.000	3	5	8	5	4	1	11	0	2	16	12.6	
at San Jose St.	02/17/2024	*	30:19	7-12	.583	0-0	.000	4-5	.800	2	2	5	5	4	2	2	0	0	18	12.9	
at Nevada	02/20/2024	*	27:02	3-8	.375	0-1	.000	5-7	.714	0	2	2	5	3	2	2	0	1	11	12.8	
Boise St.	02/24/2024	*	33:39	6-11	.545	1-4	.250	2-3	.667	0	0	0	4	9	3	1	3	0	15	12.9	
UNLV	02/27/2024	*	41:55	3-8	.375	0-3	.000	6-6	1.000	3	4	7	5	1	3	3	2	1	0	12	12.9
at Colorado St.	03/02/2024	*	35:18	6-11	.545	0-2	.000	0	.000	0	8	8	5	2	4	3	0	0	12	12.8	
Air Force	03/05/2024	*	34:13	9-5	.000	0-0	.000	4-4	1.000	2	0	2	5	1	2	1	1	0	4	12.4	
at Fresno St.	03/09/2024	*	29:37	6-10	.600	2-3	.667	0-0	.000	4	5	9	5	2	3	0	2	14	12.5		
Totals			21	683:59	90-208	.433	7-43	.163	75-92	.815	31	79	110	52	65	44	45	6	17	262	12.5

Player Averages

Games Played	Minutes/game	Points/game	FG Pct	3FG Pct	FT Pct	Rebounds/game	Assists/game	Turnovers/game	Assist/Turnover ratio	Steals/game	Blocks/game
21	32.6	12.5	.433	.163	.815	5.2	2.1	2.1	1.0	0.8	0.3

Season & Career Highs

Season Highs

- Points 22 at Air Force, 1-30-24
- FG Made 8 at Air Force, 1-30-24
- 3FG Made 2 at Fresno State, 3-9-24
- FT Made 7 vs. Nevada, 1-20-24
- Rebounds 13 at UNLV, 2-3-24
- Assists 5 at Fresno State, 3-9-24
- Blocks 2 at Utah State, 1-9-24
- Steals 3 vs. Boise State, 2-24-24
- Minutes 42 vs. UNLV, 2-27-24

Career Highs

- Points 22 at Air Force, 1-30-24
- FG Made 8 at Air Force, 1-30-24
- 3FG Made 2 at Fresno State, 3-9-24
- FT Made 7 vs. Nevada, 1-20-24
- Rebounds 13 at UNLV, 2-3-24
- Assists 5 at Fresno State, 3-9-24
- Blocks 2 at Utah State, 1-9-24
- Steals 3 vs. Boise State, 2-24-24
- Minutes 42 vs. UNLV, 2-27-24

Double-Figure Scoring Games

- Season 15
- Career 15

Twenty-Point Scoring Games

- Season 1
- Career 1

Double-Figure Rebounding Games

- Season 1
- Career 1

Double-Double Games

- Season 0
- Career 0

Wyoming Career Statistics

SEASON TEAM	GP-GS	MIN	AVG	Field Goals FG-FGA	FG%	3-Point 3FG-3FGA	3FG%	F-Throws FT-FTA	FT%	Rebounds OFF DEF TOT	PF	FO	A	TO	BLK	STL	PTS	AVG			
2023-24 UW	21-21	684/32.6		90-208	.433	7-43	.163	75-92	.815	31	79	110	52	65	3	44	45	6	17	262	12.5
TOTAL	21-21	684/32.6		90-208	.433	7-43	.163	75-92	.815	31	79	110	52	65	3	44	45	6	17	262	12.5



#44 Caden Powell
 Sophomore Forward 6-10 220
 Waco, Texas (Midway)

2023-24 Averages

PTS	REB	AST	FG%	3FG%	FT%	MIN
5.5	4.5	1.2	.491	---	.667	20.4

Notable

- Powell recorded first career double-double against Furman.
- Scored a career-high 17 points against Saint Louis
- He has three games this season with 10 or more rebounds

2023-24 Game-by-Game Statistics

#44 POWELL, Caden

Opponent	Date	GS	MIN	Total FG-FGA	PCT	3-Pointers 3FG-3FGA	PCT	Free throws FT-FTA	PCT	Rebounds OFF DEF TOT	PF	A	TO	BLK	STL	PTS	AVG				
Northern N.M.	11/07/2023	*	25:27	2-4	.500	0-0	.000	1-3	.333	1	4	5	5	0	3	1	2	0	5	5.0	
Cal Poly	11/11/2023	*	15:56	1-4	.250	0-0	.000	1-2	.500	1	3	4	4	5	3	1	0	1	3	4.0	
vs Saint Louis	11/16/2023	*	27:02	5-8	.625	0-0	.000	7-7	1.000	7	1	8	5	3	2	3	1	1	17	8.3	
vs Col. of Charleston	11/17/2023	*	24:27	2-3	.667	0-0	.000	6-7	.857	1	6	7	6	0	4	0	5	0	10	8.8	
vs Furman	11/19/2023	*	32:59	4-6	.667	0-0	.000	5-6	.833	4	9	13	7	2	4	2	4	1	13	9.6	
at Texas	11/26/2023	*	21:20	3-8	.375	0-0	.000	2-4	.500	2	2	4	6	8	3	2	1	1	0	8	9.3
at Portland	12/01/2023	*	23:42	2-6	.333	0-0	.000	2-3	.667	2	3	5	6	6	5	3	3	0	1	6	8.9
South Dakota Mines	12/05/2023	*	20:52	1-3	.333	0-0	.000	5-9	.556	2	1	3	6	1	4	2	3	0	0	7	8.6
SFA	12/09/2023	*	19:54	1-3	.333	0-0	.000	1-2	.500	4	6	10	6	6	5	1	1	2	1	3	8.0
Weber St.	12/16/2023	*	20:09	3-4	.750	0-0	.000	0-0	.000	1	2	3	6	2	4	2	1	0	1	6	7.8
vs South Dakota St.	12/20/2023	*	25:31	2-3	.667	0-0	.000	4-6	.667	0	8	8	6	4	2	3	0	1	8	7.8	
at UTEP	12/21/2023	*	23:49	1-2	.500	0-0	.000	6-8	.750	6	5	11	6	6	4	0	3	0	0	8	7.8
at BYU	12/30/2023	*	25:03	2-3	.667	0-0	.000	6-8	.750	1	1	2	6	4	2	1	2	0	0	10	8.0
San Jose St.	01/02/2024	*	15:01	2-6	.333	0-0	.000	4-4	1.000	1	1	2	6	1	1	2	1	1	1	8	8.0
at New Mexico	01/06/2024	*	19:34	3-3	1.000	0-0	.000	0-0	.000	1	4	5	6	0	5	0	2	0	1	6	7.9
at Utah St.	01/09/2024	*	22:30	1-2	.500	0-0	.000	1-4	.250	0	4	4	5	9	2	1	0	1	0	3	7.6
Fresno St.	01/13/2024	*	14:59	0-2	.000	0-0	.000	2-2	1.000	3	4	7	5	9	2	2	1	1	0	2	7.2
Nevada	01/20/2024	*	18:38	2-5	.400	0-0	.000	1-2	.500	1	0	1	5	7	2	0	2	0	0	5	7.1
at San Diego St.	01/23/2024	*	18:54	1-3	.333	0-0	.000	0-0	.000	1	3	4	5	6	4	1	1	0	0	2	6.8
Colorado St.	01/27/2024	*	29:41	3-7	.429	0-0	.000	1-2	.500	2	4	6	5	6	3	0	1	2	0	7	6.9
at Air Force	01/30/2024	*	25:59	2-4	.500	0-0	.000	0-0	.000	2	2	4	2	5	1	3	0	0	0	4	6.7
at UNLV	02/03/2024	*	20:05	1-2	.500	0-0	.000	0-0	.000	3	2	5	5	4	3	1	2	1	0	2	6.5
New Mexico	02/06/2024	*	15:19	0-1	.000	0-0	.000	0-2	.000	2	0	2	5	3	4	1	0	0	1	0	6.2
Utah St.	02/14/2024	*	08:52	1-2	.500	0-0	.000	3-3	1.000	0	0	0	5	0	0	0	0	1	1	5	6.2
at San Jose St.																					

Wyoming Cowboys



2023-24 Wyoming Men's Basketball Combined Team Statistics All games

Page 1/1
as of Mar 10, 2024

Game Records

Record	Overall	Home	Away	Neutral
ALL GAMES	15-16	9-5	3-10	3-1
CONFERENCE	8-10	5-4	3-6	0-0
NON-CONFERENCE	7-6	4-1	0-4	3-1

Score by Periods

Team	1st	2nd	OT	TOT
Wyoming	1016	1220	22	2258
Opponents	1083	1198	25	2306

Team Box Score

No.	Player	Overall			Total			3-Point		F-Throw		Rebounds				Other				PTS	AVG	
		GP-GS	MIN	AVG	FG-FGA	FG%	3FG-3FGA	3FG%	FT-FTA	FT%	OFF	DEF	TOT	AVG	PF	DQ	A	TO	BLK			STL
3	GRIFFIN, Sam	31-31	1062:01	34.3	173-400	.433	73-187	.390	102-121	.843	8	109	117	3.8	28	0	104	76	0	20	521	16.8
13	KOT, Akuel	31-31	1050:41	33.9	147-343	.429	57-153	.373	75-86	.872	8	68	76	2.5	49	0	63	72	5	18	426	13.7
33	WALTERS, Mason	21-21	683:59	32.6	90-208	.433	7-43	.163	75-92	.815	31	79	110	5.2	65	3	44	45	6	17	262	12.5
1	WENZEL, Brendan	30-30	1067:29	35.6	108-265	.408	60-159	.377	70-85	.824	25	130	155	5.2	68	1	44	36	7	24	346	11.5
5	MANYAWU, Cam	31-10	712:39	23.0	91-149	.611	0-3	.000	54-95	.568	71	144	215	6.9	88	6	28	40	15	32	236	7.6
0	COOK, Nigle	1-0	13:17	13.3	2-5	.400	1-4	.250	1-2	.500	1	1	2	2.0	1	0	0	0	0	0	6	6.0
44	POWELL, Caden	31-30	632:41	20.4	54-110	.491	0-0	.000	62-93	.667	50	91	141	4.5	97	5	37	46	22	10	170	5.5
2	NEWTON, Kobe	19-0	380:40	20.0	28-62	.452	25-51	.490	9-11	.818	4	33	37	1.9	28	0	11	13	0	9	90	4.7
15	KOJENETS, Oleg	28-0	265:34	9.5	42-81	.519	0-0	.000	20-34	.588	22	48	70	2.5	29	1	3	35	15	7	104	3.7
11	COMBS, Kael	26-1	264:12	10.2	24-50	.480	4-13	.308	17-26	.654	6	19	25	1.0	17	0	19	14	3	11	69	2.7
22	FOSTER, Kenny	6-1	50:42	8.5	4-13	.308	0-4	.000	1-3	.333	5	3	8	1.3	5	0	2	2	0	3	9	1.5
31	ROBERSON, Cort	8-0	14:42	1.8	4-6	.667	2-3	.667	2-2	1.000	1	0	1	0.1	2	0	0	0	1	0	12	1.5
24	THEODOSIOU, Jacob	11-0	51:23	4.7	1-7	.143	0-2	.000	5-10	.500	0	9	9	0.8	4	0	5	3	0	3	7	0.6
Team											63	45	108				14					
Total		31	6250		768-1699	.452	229-622	.368	493-660	.747	295	779	1074	34.6	481	16	360	396	74	154	2258	72.8
Opponents		31	6249		843-1867	.452	257-752	.342	363-496	.732	316	719	1035	33.4	602	14	408	342	122	253	2306	74.4

Team Statistics

	UW	OPP
Scoring	2258	2306
Points per game	72.8	74.4
Scoring margin	-1.5	-
Field goals-att	768-1699	843-1867
Field goal pct	.452	.452
3 point fg-att	229-622	257-752
3-point FG pct	.368	.342
3-pt FG made per game	7.4	8.3
Free throws-att	493-660	363-496
Free throw pct	.747	.732
F-Throws made per game	15.9	11.7
Rebounds	1074	1035
Rebounds per game	34.6	33.4
Rebounding margin	+1.3	-
Assists	360	408
Assists per game	11.6	13.2
Turnovers	396	342
Turnovers per game	12.8	11.0
Turnover margin	-1.7	-
Assist/turnover ratio	0.9	1.2
Steals	154	253
Steals per game	5.0	8.2
Blocks	74	122
Blocks per game	2.4	3.9
Winning streak	2	-
Home win streak	1	-
Attendance	55123	97353
Home games-Avg/Game	14-3937	13-7489
Neutral site-Avg/Game	-	4-872

Team Results

Date	Opponent		Score	Att.
11/07/2023	Northern N.M.	W	104-56	3363
11/11/2023	Cal Poly	W	80-66	3827
11/16/2023	vs Saint Louis	L	69-79	1201
11/17/2023	vs Col. of Charleston	W	67-60	1152
11/19/2023	vs Furman	W	78-71	1136
11/26/2023	at Texas	L	63-86	9926
12/01/2023	at Portland	L	70-81	1076
12/05/2023	South Dakota Mines	W	80-59	3272
12/09/2023	SFA	W	78-70	3584
12/16/2023	Weber St.	L	71-84	3447
12/20/2023	vs South Dakota St.	W	78-65	0
12/21/2023	at UTEP	L	67-78	4310
12/30/2023	at BYU	L	68-94	17978
01/02/2024	San Jose St.	W	75-73	3368
01/06/2024	at New Mexico	L	60-77	12611
01/09/2024	at Utah St.	L	59-83	8214
01/13/2024	Fresno St.	W	68-67	3763
01/20/2024	Nevada	W	98-93	4136
01/23/2024	at San Diego St.	L	65-81	12414
01/27/2024	Colorado St.	Wot	79-76	7133
01/30/2024	at Air Force	W	83-72	1888
02/03/2024	at UNLV	L	48-62	5963
02/06/2024	New Mexico	L	73-91	3685
02/14/2024	Utah St.	L	76-84	3401
02/17/2024	at San Jose St.	W	80-75	1891
02/20/2024	at Nevada	L	58-76	8604
02/24/2024	Boise St.	L	72-92	5180
02/27/2024	UNLV	Lot	69-75	3283
03/02/2024	at Colorado St.	L	62-70	8083
03/05/2024	Air Force	W	74-63	3681
03/09/2024	at Fresno St.	W	86-47	4395

Wyoming Cowboys



2023-24 Wyoming Men's Basketball Season/Career Statistics All games

Page 1/1
as of Mar 10, 2024

Summary

Player	Season Statistics										Career Statistics									
	GP-GS	MIN/G	FG%	3FG%	FT%	R/G	A/G	STL	BLK	PTS/G	GP-GS	MIN/G	FG%	3FG%	FT%	R/G	A/G	STL	BLK	PTS/G
COMBS, Kael	26-1	10.2	.480	.308	.654	1.0	0.7	11	3	2.7	26-1	10.2	.480	.308	.654	1.0	0.7	11	3	2.7
COOK, Nigle	1-0	13.3	.400	.250	.500	2.0	0.0	0	0	6.0	1-0	13.3	.400	.250	.500	2.0	0.0	0	0	6.0
FOSTER, Kenny	6-1	8.5	.308	.000	.333	1.3	0.3	3	0	1.5	81-22	18.8	.406	.297	.714	2.6	0.8	30	12	5.1
GRIFFIN, Sam	31-31	34.3	.433	.390	.843	3.8	3.4	20	0	16.8	146-110	27.9	.408	.355	.833	2.3	2.1	111	1	13.8
KOJENETS, Oleg	28-0	9.5	.519	.000	.588	2.5	0.1	7	15	3.7	46-0	7.1	.517	.000	.600	1.8	0.1	8	16	2.5
KOT, Akuel	31-31	33.9	.429	.373	.872	2.5	2.0	18	5	13.7	135-100	29.8	.471	.391	.853	2.5	1.5	114	30	15.8
MANYAWU, Cam	31-10	23.0	.611	.000	.568	6.9	0.9	32	15	7.6	31-10	23.0	.611	.000	.568	6.9	0.9	32	15	7.6
NEWTON, Kobe	19-0	20.0	.452	.490	.818	1.9	0.6	9	0	4.7	19-0	20.0	.452	.490	.818	1.9	0.6	9	0	4.7
POWELL, Caden	31-30	20.4	.491	.000	.667	4.5	1.2	10	22	5.5	59-30	14.8	.483	.000	.648	3.3	0.7	16	29	3.8
ROBERSON, Cort	8-0	1.8	.667	.667	1.000	0.1	0.0	0	1	1.5	12-0	1.7	.571	.667	.833	0.2	0.0	0	2	1.3
THEODOSIOU, Jacob	11-0	4.7	.143	.000	.500	0.8	0.5	3	0	0.6	11-0	4.7	.143	.000	.500	0.8	0.5	3	0	0.6
WALTERS, Mason	21-21	32.6	.433	.163	.815	5.2	2.1	17	6	12.5	21-21	32.6	.433	.163	.815	5.2	2.1	17	6	12.5
WENZEL, Brendan	30-30	35.6	.408	.377	.824	5.2	1.5	24	7	11.5	90-65	28.3	.394	.377	.828	3.9	0.9	49	16	7.9

Scoring

Player	Season Statistics								Career Statistics							
	FG-FGA	FG%	3FG-3FGA	3FG%	FT-FTA	FT%	PTS	PTS/G	FG-FGA	FG%	3FG-3FGA	3FG%	FT-FTA	FT%	PTS	PTS/G
COMBS, Kael	24-50	.480	4-13	.308	17-26	.654	69	2.7	24-50	.480	4-13	.308	17-26	.654	69	2.7
COOK, Nigle	2-5	.400	1-4	.250	1-2	.500	6	6.0	2-5	.400	1-4	.250	1-2	.500	6	6.0
FOSTER, Kenny	4-13	.308	0-4	.000	1-3	.333	9	1.5	144-355	.406	55-185	.297	70-98	.714	413	5.1
GRIFFIN, Sam	173-400	.433	73-187	.390	102-121	.843	521	16.8	713-1748	.408	317-893	.355	275-330	.833	2018	13.8
KOJENETS, Oleg	42-81	.519	0-0	.000	20-34	.588	104	3.7	45-87	.517	0-0	.000	24-40	.600	114	2.5
KOT, Akuel	147-343	.429	57-153	.373	75-86	.872	426	13.7	691-1468	.471	245-627	.391	511-599	.853	2138	15.8
MANYAWU, Cam	91-149	.611	0-3	.000	54-95	.568	236	7.6	91-149	.611	0-3	.000	54-95	.568	236	7.6
NEWTON, Kobe	28-62	.452	25-51	.490	9-11	.818	90	4.7	28-62	.452	25-51	.490	9-11	.818	90	4.7
POWELL, Caden	54-110	.491	0-0	.000	62-93	.667	170	5.5	72-149	.483	0-0	.000	79-122	.648	223	3.8
ROBERSON, Cort	4-6	.667	2-3	.667	2-2	1.000	12	1.5	4-7	.571	2-3	.667	5-6	.833	15	1.3
THEODOSIOU, Jacob	1-7	.143	0-2	.000	5-10	.500	7	0.6	1-7	.143	0-2	.000	5-10	.500	7	0.6
WALTERS, Mason	90-208	.433	7-43	.163	75-92	.815	262	12.5	90-208	.433	7-43	.163	75-92	.815	262	12.5
WENZEL, Brendan	108-265	.408	60-159	.377	70-85	.824	346	11.5	215-545	.394	141-374	.377	140-169	.828	711	7.9

Totals

Player	Season Statistics									Career Statistics								
	O-REB	D-REB	TOTAL	PF	FO	A	TO	A/TO	O-REB	D-REB	TOTAL	PF	FO	A	TO	A/TO		
COMBS, Kael	6	19	25	17	0	19	14	1.4	6	19	25	17	0	19	14	1.4		
COOK, Nigle	1	1	2	1	0	0	0	0.0	1	1	2	1	0	0	0	0.0		
FOSTER, Kenny	5	3	8	5	0	2	2	1.0	41	166	207	125	3	65	57	1.1		
GRIFFIN, Sam	8	109	117	28	0	104	76	1.4	24	310	334	132	0	309	232	1.3		
KOJENETS, Oleg	22	48	70	29	1	3	35	0.1	27	56	83	38	1	3	41	0.1		
KOT, Akuel	8	68	76	49	0	63	72	0.9	53	291	344	216	1	206	220	0.9		
MANYAWU, Cam	71	144	215	88	6	28	40	0.7	71	144	215	88	6	28	40	0.7		
NEWTON, Kobe	4	33	37	28	0	11	13	0.8	4	33	37	28	0	11	13	0.8		
POWELL, Caden	50	91	141	97	5	37	46	0.8	77	120	197	148	6	43	69	0.6		
ROBERSON, Cort	1	0	1	2	0	0	0	0.0	1	1	2	2	0	0	1	0.0		
THEODOSIOU, Jacob	0	9	9	4	0	5	3	1.7	0	9	9	4	0	5	3	1.7		
WALTERS, Mason	31	79	110	65	3	44	45	1.0	31	79	110	65	3	44	45	1.0		
WENZEL, Brendan	25	130	155	68	1	44	36	1.2	79	268	347	156	1	84	86	1.0		

Wyoming Cowboys



2023-24 Wyoming Men's Basketball Combined Team Statistics In Conference games

Page 1/1
as of Mar 10, 2024

Game Records

Record	Overall	Home	Away	Neutral
ALL GAMES	8-10	5-4	3-6	0-0
CONFERENCE	8-10	5-4	3-6	0-0
NON-CONFERENCE	0-0	0-0	0-0	0-0

Score by Periods

Team	1st	2nd	OT	TOT
Wyoming	569	694	22	1285
Opponents	633	699	25	1357

Team Box Score

No.	Player				Total			3-Point			F-Throw		Rebounds				PF DQ A TO BLK STL PTS AVG					
		GP-GS	MIN	AVG	FG-FGA	FG%	3FG-3FGA	3FG%	FT-FTA	FT%	OFF	DEF	TOT	AVG	PF	DQ	A	TO	BLK	STL	PTS	AVG
3	GRIFFIN, Sam	18-18	627:41	34.9	96-240	.400	42-123	.341	49-58	.845	4	68	72	4.0	18	0	55	34	0	5	283	15.7
1	WENZEL, Brendan	18-18	656:59	36.5	76-172	.442	44-107	.411	50-59	.847	12	80	92	5.1	37	0	22	22	3	15	246	13.7
33	WALTERS, Mason	18-18	594:47	33.0	77-171	.450	5-33	.152	63-78	.808	29	72	101	5.6	54	2	41	37	5	15	222	12.3
13	KOT, Akuel	18-18	605:32	33.6	78-181	.431	32-90	.356	32-37	.865	5	42	47	2.6	30	0	33	33	4	6	220	12.2
5	MANYAWU, Cam	18-0	396:42	22.0	48-72	.667	0-1	.000	32-56	.571	45	89	134	7.4	52	4	14	21	6	19	128	7.1
44	POWELL, Caden	18-17	326:29	18.1	25-53	.472	0-0	.000	16-28	.571	18	40	58	3.2	54	3	14	18	10	3	66	3.7
11	COMBS, Kael	16-0	178:32	11.2	17-37	.459	3-10	.300	14-22	.636	4	16	20	1.3	12	0	15	9	2	6	51	3.2
15	KOJENETS, Oleg	15-0	105:22	7.0	15-33	.455	0-0	.000	11-17	.647	7	22	29	1.9	6	0	2	13	1	2	41	2.7
2	NEWTON, Kobe	7-0	90:28	12.9	4-14	.286	4-13	.308	2-2	1.000	0	7	7	1.0	5	0	4	2	0	0	14	2.0
22	FOSTER, Kenny	6-1	50:42	8.5	4-13	.308	0-4	.000	1-3	.333	5	3	8	1.3	5	0	2	2	0	3	9	1.5
31	ROBERSON, Cort	5-0	07:23	1.5	2-3	.667	1-1	1.000	0-0	.000	1	0	1	0.2	1	0	0	0	1	0	5	1.0
24	THEODOSIOU, Jacob	4-0	09:22	2.3	0-2	.000	0-0	.000	0-0	.000	0	0	0	0.0	0	0	0	0	0	1	0	0.0
Team											31	32	63					7				
Total		18	3650		442-991	.446	131-382	.343	270-360	.750	161	471	632	35.1	274	9	202	198	32	75	1285	71.4
Opponents		18	3650		497-1085	.458	163-454	.359	200-292	.685	174	437	611	33.9	327	7	253	156	77	134	1357	75.4

Team Statistics

	UW	OPP
Scoring	1285	1357
Points per game	71.4	75.4
Scoring margin	-4.0	-
Field goals-att	442-991	497-1085
Field goal pct	.446	.458
3 point fg-att	131-382	163-454
3-point FG pct	.343	.359
3-pt FG made per game	7.3	9.1
Free throws-att	270-360	200-292
Free throw pct	.750	.685
F-Throws made per game	15.0	11.1
Rebounds	632	611
Rebounds per game	35.1	33.9
Rebounding margin	+1.2	-
Assists	202	253
Assists per game	11.2	14.1
Turnovers	198	156
Turnovers per game	11.0	8.7
Turnover margin	-2.3	-
Assist/turnover ratio	1.0	1.6
Steals	75	134
Steals per game	4.2	7.4
Blocks	32	77
Blocks per game	1.8	4.3
Winning streak	2	-
Home win streak	1	-
Attendance	37630	64063
Home games-Avg/Game	9-4181	9-7118
Neutral site-Avg/Game	-	0-0

Team Results

Date	Opponent		Score	Att.
01/02/2024	San Jose St.	W	75-73	3368
01/06/2024	at New Mexico	L	60-77	12611
01/09/2024	at Utah St.	L	59-83	8214
01/13/2024	Fresno St.	W	68-67	3763
01/20/2024	Nevada	W	98-93	4136
01/23/2024	at San Diego St.	L	65-81	12414
01/27/2024	Colorado St.	Wot	79-76	7133
01/30/2024	at Air Force	W	83-72	1888
02/03/2024	at UNLV	L	48-62	5963
02/06/2024	New Mexico	L	73-91	3685
02/14/2024	Utah St.	L	76-84	3401
02/17/2024	at San Jose St.	W	80-75	1891
02/20/2024	at Nevada	L	58-76	8604
02/24/2024	Boise St.	L	72-92	5180
02/27/2024	UNLV	Lot	69-75	3283
03/02/2024	at Colorado St.	L	62-70	8083
03/05/2024	Air Force	W	74-63	3681
03/09/2024	at Fresno St.	W	86-47	4395

Wyoming Cowboys

# Games	Lineup Started	Lineup #	Forward	Forward	Guard	Guard	Guard	Record
9		1	Powell	Manyawu	Wenzel	Kot	Griffin	5-4
1		2	Powell	Manyawu	Combs	Kot	Griffin	1-0
20		3	Powell	Walters	Wenzel	Kot	Griffin	9-11
1		4	Walters	Foster	Wenzel	Kot	Griffin	1-0

Totals (31 games)

(The lineup numbers are by the order they first appeared during the season.)

15-16, 8-10 MW

Starting Lineup Game-by-Game

Date	Opponent	Lineup #	Forward	Forward	Guard	Guard	Guard	Record
11/7	NNMC	1	Powell	Manyawu	Wenzel	Kot	Griffin	1-0
11/11	Cal Poly	1	Powell	Manyawu	Wenzel	Kot	Griffin	2-0
11/16	Saint Louis	1	Powell	Manyawu	Wenzel	Kot	Griffin	2-1
11/17	Coll. of Charleston	1	Powell	Manyawu	Wenzel	Kot	Griffin	3-1
11/19	Furman	1	Powell	Manyawu	Wenzel	Kot	Griffin	4-1
11/26	at Texas	1	Powell	Manyawu	Wenzel	Kot	Griffin	4-2
12/1	at Portland	1	Powell	Manyawu	Wenzel	Kot	Griffin	4-3
12/5	SD Mines	2	Powell	Manyawu	Combs	Kot	Griffin	5-3
12/9	SFA	1	Powell	Manyawu	Wenzel	Kot	Griffin	6-3
12/16	Weber State	1	Powell	Manyawu	Wenzel	Kot	Griffin	6-4
12/20	South Dakota St.	3	Powell	Walters	Wenzel	Kot	Griffin	7-4
12/21	at UTEP	3	Powell	Walters	Wenzel	Kot	Griffin	7-5
12/30	at BYU	3	Powell	Walters	Wenzel	Kot	Griffin	7-6
1/2	SJSU	3	Powell	Walters	Wenzel	Kot	Griffin	8-6
1/6	at New Mexico	3	Powell	Walters	Wenzel	Kot	Griffin	8-7
1/9	at Utah State	3	Powell	Walters	Wenzel	Kot	Griffin	8-8
1/13	Fresno State	3	Powell	Walters	Wenzel	Kot	Griffin	9-8
1/20	Nevada	3	Powell	Walters	Wenzel	Kot	Griffin	10-8
1/23	at San Diego State	3	Powell	Walters	Wenzel	Kot	Griffin	10-9
1/27	Colorado State	3	Powell	Walters	Wenzel	Kot	Griffin	11-9
1/30	at Air Force	3	Powell	Walters	Wenzel	Kot	Griffin	12-9
2/3	at UNLV	3	Powell	Walters	Wenzel	Kot	Griffin	12-10
2/6	New Mexico	3	Powell	Walters	Wenzel	Kot	Griffin	12-11
2/14	Utah State	3	Powell	Walters	Wenzel	Kot	Griffin	12-12
2/17	at San Jose State	3	Powell	Walters	Wenzel	Kot	Griffin	13-12
2/20	at Nevada	3	Powell	Walters	Wenzel	Kot	Griffin	13-13
2/24	Boise State	3	Powell	Walters	Wenzel	Kot	Griffin	13-14
2/27	UNLV	3	Powell	Walters	Wenzel	Kot	Griffin	13-15
3/2	at Colorado State	3	Powell	Walters	Wenzel	Kot	Griffin	13-16
3/5	Air Force	4	Walters	Foster	Wenzel	Kot	Griffin	14-16
3/9	at Fresno State	3	Powell	Walters	Wenzel	Kot	Griffin	15-16

Wyoming Cowboys

Individual Category Leaders

Points

##	Player	G	Pts	Pts/G
3	Griffin, Sam	31	521	16.8
13	Kot, Akuel	31	426	13.7
1	Wenzel, Brendan	30	346	11.5
33	Walters, Mason	21	262	12.5
5	Manyawu, Cam	31	236	7.6
44	Powell, Caden	31	170	5.5
15	Kojenets, Oleg	28	104	3.7
2	Newton, Kobe	19	90	4.7
11	Combs, Kael	26	69	2.7
31	Roberson, Cort	8	12	1.5
22	Foster, Kenny	6	9	1.5
24	Theodosiou, Jacob	11	7	0.6
0	Cook, Nigle	1	6	6.0

Scoring Average

##	Player	G	Pts	Pts/G
3	Griffin, Sam	31	521	16.8
13	Kot, Akuel	31	426	13.7
33	Walters, Mason	21	262	12.5
1	Wenzel, Brendan	30	346	11.5
5	Manyawu, Cam	31	236	7.6
0	Cook, Nigle	1	6	6.0
44	Powell, Caden	31	170	5.5
2	Newton, Kobe	19	90	4.7
15	Kojenets, Oleg	28	104	3.7
11	Combs, Kael	26	69	2.7
22	Foster, Kenny	6	9	1.5
31	Roberson, Cort	8	12	1.5
24	Theodosiou, Jacob	11	7	0.6

3-Point FG Percentage

##	Player	3FG	Att	Pct
31	Roberson, Cort	2	3	.667
2	Newton, Kobe	25	51	.490
3	Griffin, Sam	73	187	.390
1	Wenzel, Brendan	60	159	.377
13	Kot, Akuel	57	153	.373
11	Combs, Kael	4	13	.308
0	Cook, Nigle	1	4	.250
33	Walters, Mason	7	43	.163

3-Point FG Attempts

##	Player	G	Att	Att/G
3	Griffin, Sam	31	187	6.0
1	Wenzel, Brendan	30	159	5.3
13	Kot, Akuel	31	153	4.9
2	Newton, Kobe	19	51	2.7
33	Walters, Mason	21	43	2.0

3-Point FG Made

##	Player	G	Made	Made/G
3	Griffin, Sam	31	73	2.4
1	Wenzel, Brendan	30	60	2.0
13	Kot, Akuel	31	57	1.8
2	Newton, Kobe	19	25	1.3
33	Walters, Mason	21	7	0.3

Field Goal Percentage

##	Player	FG	Att	Pct
31	Roberson, Cort	4	6	.667
5	Manyawu, Cam	91	149	.611
15	Kojenets, Oleg	42	81	.519
44	Powell, Caden	54	110	.491
11	Combs, Kael	24	50	.480
2	Newton, Kobe	28	62	.452
33	Walters, Mason	90	208	.433
3	Griffin, Sam	173	400	.433
13	Kot, Akuel	147	343	.429
1	Wenzel, Brendan	108	265	.408
0	Cook, Nigle	2	5	.400
22	Foster, Kenny	4	13	.308
24	Theodosiou, Jacob	1	7	.143

Field Goal Attempts

##	Player	G	Att	Att/G
3	Griffin, Sam	31	400	12.9
13	Kot, Akuel	31	343	11.1
1	Wenzel, Brendan	30	265	8.8
33	Walters, Mason	21	208	9.9
5	Manyawu, Cam	31	149	4.8

Field Goals Made

##	Player	G	Made	Made/G
3	Griffin, Sam	31	173	5.6
13	Kot, Akuel	31	147	4.7
1	Wenzel, Brendan	30	108	3.6
5	Manyawu, Cam	31	91	2.9
33	Walters, Mason	21	90	4.3

Free Throw Percentage

##	Player	Made	Att	Pct
31	Roberson, Cort	2	2	1.000
13	Kot, Akuel	75	86	.872
3	Griffin, Sam	102	121	.843
1	Wenzel, Brendan	70	85	.824
2	Newton, Kobe	9	11	.818
33	Walters, Mason	75	92	.815
44	Powell, Caden	62	93	.667
11	Combs, Kael	17	26	.654
15	Kojenets, Oleg	20	34	.588
5	Manyawu, Cam	54	95	.568
0	Cook, Nigle	1	2	.500
24	Theodosiou, Jacob	5	10	.500
22	Foster, Kenny	1	3	.333

Free Throw Attempts

##	Player	G	Att	Att/G
3	Griffin, Sam	31	121	3.9
5	Manyawu, Cam	31	95	3.1
44	Powell, Caden	31	93	3.0
33	Walters, Mason	21	92	4.4
13	Kot, Akuel	31	86	2.8

Free Throws Made

##	Player	G	Made	Made/G
3	Griffin, Sam	31	102	3.3
13	Kot, Akuel	31	75	2.4
33	Walters, Mason	21	75	3.6
1	Wenzel, Brendan	30	70	2.3
44	Powell, Caden	31	62	2.0

Rebounds

##	Player	G	Reb	Reb/G
5	Manyawu, Cam	31	215	6.9
1	Wenzel, Brendan	30	155	5.2
44	Powell, Caden	31	141	4.5
3	Griffin, Sam	31	117	3.8
33	Walters, Mason	21	110	5.2

Assists

##	Player	G	Stl	Ast/G
3	Griffin, Sam	31	104	3.4
13	Kot, Akuel	31	63	2.0
33	Walters, Mason	21	44	2.1
1	Wenzel, Brendan	30	44	1.5
44	Powell, Caden	31	37	1.2

Rebounds Average

##	Player	G	Reb	Reb/G
5	Manyawu, Cam	31	215	6.9
33	Walters, Mason	21	110	5.2
1	Wenzel, Brendan	30	155	5.2
44	Powell, Caden	31	141	4.5
3	Griffin, Sam	31	117	3.8

Steals

##	Player	G	Stl	Stl/G
5	Manyawu, Cam	31	32	1.0
1	Wenzel, Brendan	30	24	0.8
3	Griffin, Sam	31	20	0.6
13	Kot, Akuel	31	18	0.6
33	Walters, Mason	21	17	0.8

Specialty Stat Leaders

Scoring	2023-24	Record	Career	Record
Kenny Foster	0	0-0	4	3-1
Brendan Wenzel	8	3-5	11	5-6
Sam Griffin	14	8-6	14	8-6
Cam Manyawu	5	2-3	5	2-3
Caden Powell	1	0-1	1	0-0
Akuel Kot	3	2-1	3	2-1
Mason Walters	2	0-2	2	0-2

Double-Figure Points	2023-24	Record	Career	Record
Kenny Foster	0	0-0	14	11-3
Brendan Wenzel	17	8-9	31	16-15
Sam Griffin	26	12-14	26	12-14
Akuel Kot	24	14-10	24	14-10
Cam Manyawu	11	4-7	11	4-7
Oleg Kojenets	2	2-0	2	2-0
Kobe Newton	3	2-1	3	2-1
Caden Powell	4	2-2	4	2-2
Mason Walters	15	6-9	15	6-9
Kael Combs	1	0-1	1	0-1

Scoring 20+ Points	2023-24	Record	Career	Record
Kenny Foster	0	0-0	1	1-0
Brendan Wenzel	5	2-3	7	4-3
Sam Griffin	11	8-3	11	8-3
Akuel Kot	7	6-1	7	6-1
Cam Manyawu	1	1-0	1	1-0
Mason Walters	1	1-0	1	1-0

Double-Doubles	2023-24	Record	Career	Record
Brendan Wenzel	0	0-0	1	1-0
Cam Manyawu	6	3-3	7	3-4
Caden Powell	1	1-0	1	1-0

Double-Figure Rebounds	2023-24	Record	Career	Record
Brendan Wenzel	0	0-0	1	1-0
Cam Manyawu	10	4-6	10	4-6
Caden Powell	2	2-0	2	2-0
Mason Walters	1	0-1	1	0-1

Rebounds	2023-24	Record	Career	Record
Kenny Foster	0	0-0	6	4-2
Brendan Wenzel	6	3-3	8	4-4
Cam Manyawu	14	4-10	14	4-10
Caden Powell	4	3-1	4	3-1
Oleg Kojenets	1	0-1	1	0-1
Sam Griffin	1	1-0	1	1-0
Mason Walters	5	4-1	5	4-1

Assists	2023-24	Record	Career	Record
Kenny Foster	0	0-0	2	1-1
Brendan Wenzel	1	1-0	2	1-1
Akuel Kot	4	2-2	4	2-2
Sam Griffin	20	10-10	20	10-10
Mason Walters	5	3-2	5	3-2
Kael Combs	2	0-2	2	0-2
Cam Manyawu	1	0-1	1	0-1

Wyoming Cowboys

Individual Points-Rebounds-Assists

Opponent	Date	Score		0	1	2	3	5	11	13	15	22	24	31
				COOK,NIGLE	WENZEL,BRE	NEWTON,KOB	GRIFFIN,SA	MANYAWU,CA	COMBS,KAEL	KOT,AKUEL	KOJENETS,O	FOSTER,KEN	THEODOSIOU	ROBERSON,C
Northern N.M.	11/07/2023	104-56	W	6-2-0	9-3-2	10-1-0	23-2-2	13-10-5	2-1-1	21-1-6	11-6-0	DNP	2-3-3	2-0-0
Cal Poly	11/11/2023	80-66	W	DNP	9-5-3	9-2-0	14-4-5	19-10-1	DNP	16-4-4	9-3-0	DNP	1-1-1	DNP
vs Saint Louis	11/16/2023	69-79	L	DNP	6-9-0	0-6-2	15-1-4	15-12-0	DNP	10-2-2	6-3-0	DNP	0-0-0	DNP
vs Col. of Charleston	11/17/2023	67-60	W	DNP	4-8-6	6-5-0	24-0-1	3-4-0	4-0-0	10-1-1	6-3-0	DNP	DNP	DNP
vs Furman	11/19/2023	78-71	W	DNP	13-6-2	6-1-2	26-1-4	0-3-1	0-1-1	20-3-4	0-1-0	DNP	DNP	DNP
at Texas	11/26/2023	63-86	L	DNP	12-1-0	0-1-0	12-2-3	12-10-2	0-0-0	10-1-0	6-5-0	DNP	1-1-0	2-0-0
at Portland	12/01/2023	70-81	L	DNP	5-6-0	14-1-1	17-2-5	2-0-0	4-1-0	15-3-3	7-1-1	DNP	0-0-0	DNP
South Dakota Mines	12/05/2023	80-59	W	DNP	DNP	DNP	17-8-7	20-11-1	8-2-1	15-5-2	7-4-0	DNP	3-4-1	3-0-0
SFA	12/09/2023	78-70	W	DNP	7-4-3	14-1-0	23-5-5	12-6-0	0-0-1	19-1-1	0-3-0	DNP	DNP	DNP
Weber St.	12/16/2023	71-84	L	DNP	11-5-1	6-3-0	22-2-3	2-7-1	0-0-0	24-2-1	0-0-0	DNP	DNP	DNP
vs South Dakota St.	12/20/2023	78-65	W	DNP	9-6-2	5-4-0	9-9-3	6-4-2	0-0-0	22-1-2	7-4-0	DNP	DNP	DNP
at UTEP	12/21/2023	67-78	L	DNP	11-5-2	3-4-1	11-4-2	4-3-1	DNP	14-2-3	0-3-0	DNP	DNP	DNP
at BYU	12/30/2023	68-94	L	DNP	4-5-1	3-1-1	25-5-5	0-1-0	0-0-0	10-3-1	4-5-0	DNP	0-0-0	DNP
San Jose St.	01/02/2024	75-73	W	DNP	2-4-0	2-3-2	23-6-2	0-0-0	DNP	14-4-2	18-5-0	DNP	DNP	DNP
at New Mexico	01/06/2024	60-77	L	DNP	5-6-2	3-0-0	18-6-3	11-9-0	DNP	5-2-1	2-1-0	DNP	DNP	DNP
at Utah St.	01/09/2024	59-83	L	DNP	9-7-2	3-0-0	7-3-1	2-5-1	2-0-0	14-3-3	2-0-0	DNP	0-0-0	0-0-0
Fresno St.	01/13/2024	68-67	W	DNP	17-8-0	3-2-0	16-3-4	6-6-2	0-1-0	12-4-2	5-1-0	DNP	DNP	DNP
Nevada	01/20/2024	98-93	W	DNP	19-7-4	DNP	26-6-7	6-4-0	5-4-0	20-1-3	6-2-0	DNP	DNP	DNP
at San Diego St.	01/23/2024	65-81	L	DNP	5-8-0	DNP	22-5-3	2-5-1	0-1-0	16-4-0	0-1-1	DNP	DNP	DNP
Colorado St.	01/27/2024	79-76	Wot	DNP	11-9-2	DNP	24-4-4	4-7-0	2-1-0	18-2-3	0-1-0	DNP	DNP	DNP
at Air Force	01/30/2024	83-72	W	DNP	25-2-1	DNP	6-4-3	4-7-1	2-2-0	20-3-5	DNP	DNP	DNP	DNP
at UNLV	02/03/2024	48-62	L	DNP	12-3-1	DNP	9-4-0	13-9-2	0-1-1	6-2-1	0-1-0	DNP	DNP	DNP
New Mexico	02/06/2024	73-91	L	DNP	20-5-1	DNP	19-5-4	12-7-0	1-1-0	13-5-2	0-5-0	DNP	DNP	DNP
Utah St.	02/14/2024	76-84	L	DNP	24-5-3	DNP	18-3-4	8-11-1	0-0-2	3-2-2	2-4-0	DNP	DNP	DNP
at San Jose St.	02/17/2024	80-75	W	DNP	11-3-2	DNP	21-7-3	0-2-1	0-2-0	20-5-2	2-1-0	DNP	DNP	DNP
at Nevada	02/20/2024	58-76	L	DNP	17-4-1	DNP	6-2-3	12-12-1	7-1-0	3-3-1	0-4-1	0-0-0	0-0-0	0-0-0
Boise St.	02/24/2024	72-92	L	DNP	5-1-0	DNP	16-3-2	8-9-0	12-0-5	6-0-0	0-0-0	3-3-0	0-0-0	3-0-0
UNLV	02/27/2024	69-75	Lot	DNP	20-5-1	DNP	13-4-3	8-10-4	5-1-2	7-1-0	DNP	2-1-1	DNP	DNP
at Colorado St.	03/02/2024	62-70	L	DNP	11-5-0	0-0-0	10-1-3	15-10-0	7-2-3	7-3-1	0-1-0	0-0-0	DNP	DNP
Air Force	03/05/2024	74-63	W	DNP	20-6-1	0-1-1	19-2-1	8-14-0	2-2-0	19-2-2	DNP	2-2-0	DNP	0-0-0
at Fresno St.	03/09/2024	86-47	W	DNP	13-4-1	3-1-1	10-4-5	9-7-0	6-1-2	17-1-3	4-2-0	DNP	0-0-0	2-1-0

Opponent	Date	Score		33	44
				WALTERS,MA	POWELL,CAD
Northern N.M.	11/07/2023	104-56	W	DNP	5-5-3
Cal Poly	11/11/2023	80-66	W	DNP	3-4-1
vs Saint Louis	11/16/2023	69-79	L	DNP	17-8-2
vs Col. of Charleston	11/17/2023	67-60	W	DNP	10-7-0
vs Furman	11/19/2023	78-71	W	DNP	13-13-4
at Texas	11/26/2023	63-86	L	DNP	8-4-2
at Portland	12/01/2023	70-81	L	DNP	6-5-3
South Dakota Mines	12/05/2023	80-59	W	DNP	7-3-2
SFA	12/09/2023	78-70	W	DNP	3-10-1
Weber St.	12/16/2023	71-84	L	DNP	6-3-2
vs South Dakota St.	12/20/2023	78-65	W	12-3-0	8-8-2
at UTEP	12/21/2023	67-78	L	16-3-0	8-11-0
at BYU	12/30/2023	68-94	L	12-3-3	10-2-1
San Jose St.	01/02/2024	75-73	W	8-5-3	8-2-1
at New Mexico	01/06/2024	60-77	L	10-5-3	6-5-0
at Utah St.	01/09/2024	59-83	L	17-1-1	3-4-1
Fresno St.	01/13/2024	68-67	W	7-4-3	2-7-2
Nevada	01/20/2024	98-93	W	11-8-1	5-1-2
at San Diego St.	01/23/2024	65-81	L	18-5-2	2-4-1
Colorado St.	01/27/2024	79-76	Wot	13-6-0	7-6-0
at Air Force	01/30/2024	83-72	W	22-7-3	4-2-3
at UNLV	02/03/2024	48-62	L	6-13-3	2-5-1
New Mexico	02/06/2024	73-91	L	8-4-3	0-2-1
Utah St.	02/14/2024	76-84	L	16-8-1	5-0-0
at San Jose St.	02/17/2024	80-75	W	18-7-2	6-5-1
at Nevada	02/20/2024	58-76	L	11-2-2	2-2-0
Boise St.	02/24/2024	72-92	L	15-0-1	4-1-0
UNLV	02/27/2024	69-75	Lot	12-7-3	2-2-0
at Colorado St.	03/02/2024	62-70	L	12-8-3	0-2-0
Air Force	03/05/2024	74-63	W	4-2-2	0-1-0
at Fresno St.	03/09/2024	86-47	W	14-9-5	8-7-1

Game-by-Game Leaders

Opponent	Date	Score	Points	Rebounds	Assists	Steals	Blocks
NNMC	11/7	104-56	23 - Griffin	10 - Manyawu	6 - Kot	3 - Kot	3 - Kojenets
CalPoly	11/11	80-66	19 - Manyawu	10 - Manyawu	5 - Griffin	2 - Kojenets	5 - Kojenets
Saint Louis	11/16	69-79	17 - Powell	12 - manyawu	4 - Griffin	2 - Manyawu/Kot	1 - Kojenets/Powell
Coll. of Charleston	11/17	67-60	24 - Griffin	8 - Wenzel	4 - Griffin	6 - Wenzel	2 - Manyawu/Kojenets
Furman	11/19	78-71	26 - Griffin	13 - Powell	4 - Multiple Players	2 - Wenzel	4 - Powell
at Texas	11/26	63-86	12 - Multiple Players	10 - Manyawu	3 - Griffin	4 - Manyawu	1 - Powell/Kojenets
at Portland	12/1	70-81	17 - Griffin	6 - Wenzel	5 - Griffin	3 - Kot	1 - Multiple Players
SD Mines	12/5	80-59	20 - Manyawu	11 - Manyawu	7 - Griffin	2 - Manyawu/Combs	2 - Manyawu
SFA	12/9	78-70	23 - Griffin	10 - Powell	7 - Griffin	2 - Wenzel	2 - Manyawu/Powell
Weber State	12/16	71-84	24 - Kot	7 - Manyawu	3 - Griffin	2 - Newton	1 - Wenzel
South Dakota St.	12/20	78-65	22 - Kot	8 - Powell	3 - Griffin	1 - Multiple Players	1 - Walters/Manyawu
at UTEP	12/21	67-78	16 - Walters	11 - Powell	3 - Kot	2 - Walters	1 - Powell
at BYU	12/30	68-94	25 - Griffin	5 - Multiple Players	5 - Griffin	3 - Griffin	1 - Kojenets
SJSU	1/2	75-73	23 - Griffin	6 - Griffin	3 - Walters	2 - Walters	1 - Powell
at UNM	1/6	60-77	18 - Griffin	9 - Manyawu	3 - Griffin/Walters	1 - Multiple Players	1 - Multiple Players
at Utah State	1/9	59-83	17 - Walters	7 - Wenzel	3 - Kot	2 - Manyawu	2 - Walters
Fresno State	1/13	68-67	17 - Wenzel	8 - Wenzel	4 - Griffin	2 - Wenzel	1 - Multiple Players
Nevada	1/20	98-93	26 - Griffin	8 - Walters	7 - Griffin	1 - Multiple Players	2 - Powell
at San Diego State	1/23	65-81	22 - Griffin	8 - Wenzel	3 - Griffin	1 - Manyawu	1 - Kot
Colorado State	1/27	79-76 OT	24 - Griffin	9 - Wenzel	4 - Griffin	2 - Manyawu/Wenzel	2 - Powell
at Air Force	1/30	83-72	35 - Wenzel	7 - Manyawu/Walters	5 - Kot	1 - Walters/Wenzel	None
at UNLV	2/3	48-62	13 - Manyawu	13 - Walters	3 - Walters	None	2 - Kot
New Mexico	2/6	73-91	20 - Wenzel	7 - Manyawu	4 - Griffin	2 - Walters	None
Utah State	2/14	76-84	24 - Wenzel	11 - Manyawu	4 - Griffin	3 - Manyawu	None
at San Jose State	2/17	80-75	21 - Griffin	7 - Griffin/Walters	3 - Griffin	1 - Multiple Players	1 - Manyawu
at Nevada	2/20	58-76	17 - Wenzel	12 - Manyawu	3 - Griffin	1 - Multiple Players	None
Boise State	2/24	72-92	16 - Griffin	9 - Manyawu	5 - Combs	3 - Walters	1 - Combs.Manyawu
UNLV	2/27	69-75 OT	20 - Wenzel	10 - Manyawu	4 - Manyawu	4 - Manyawu	1 - Multiple Players
at Colorado State	3/2	62-70	15 - Manyawu	10 - Manyawu	3 - Multiple	1 - Multiple	1 - Multiple
Air Force	3/5	74-63	20 - Wenzel	14 - Manyawu	2 - Walters/Kot	1 - Wenzel/Foster	1 - Walters
at Fresno State	3/9	86-47	17 - Kot	9 - Walters	5 - Walters/Griffin	2 - Walters	1 - Multiple Players

Wyoming Cowboys

Cowboys in Comparison to Opponents

Overall Record	15-16	When the Cowboys they are
When the Cowboys they are	Commit fewer fouls than opponent	13-11
Play day games	5-4	Commit more fouls than opponent	2-4
Play night games	10-12	Commit the same number of fouls	0-1
Lead at halftime	11-3	Have more assists than opponent	8-2
Trail at halftime	4-13	Have fewer assists than opponent	5-14
Are tied at halftime	0-0	Have the same number of assists	2-0
Shoot better from the field than opponent	12-0	Commit fewer turnovers than opponent	4-6
Shoot worse from the field than opponent	3-16	Commit more turnovers than opponent	8-9
Shoot the same from the field as opponent	0-0	Commit the same number of turnovers	3-1
Shoot better from three-point range than opponent	13-4	Block more shots than opponent	5-3
Shoot worse from three-point range than opponent	2-12	Block fewer shots than opponent	9-13
Shoot the same from three-point range as opponent	0-0	Block the same number of shots	1-0
Shoot better from the free-throw line than opponent	9-7	Have more steals than opponent	2-4
Shoot worse from the free-throw line than opponent	6-9	Have fewer steals than opponent	13-11
Shoot the same from the free-throw line as opponent	0-0	Have the same number of steals	0-1
Outrebound opponent	11-7	Have their starting frontcourt outscore the opponent's	9-2
Are outrebounded by opponent	4-9	Have their starting frontcourt outscored by the opponent's	7-12
Are even in rebounds with opponent	0-0	Have their starting frontcourt tied by the opponent's	0-2
Have more offensive rebounds than opponent	7-7	Have their starting backcourt outscore the opponent's	13-10
Have fewer offensive rebounds than opponent	6-8	Have their starting backcourt outscored by the opponent's	1-6
Have the same number of offensive rebounds	2-1	Have their starting backcourt tied by the opponent's	1-0
Have more defensive rebounds than opponent	12-4	Have their bench outscore the opponent's	5-5
Have fewer defensive rebounds than opponent	3-12	Have their bench outscored by the opponent's	9-11
Have the same number of defensive rebounds	0-0	Have their bench tied by the opponent's in scoring	1-0

Team Game-by-Game Comparison

Opponent	1st	2nd	Score	Mar	FG	FG %	3FG	3FG %	FT	FT Pct	Rbs	Ast	TO	Block	Steal	Fouls
NORTHERN N.M.	48/34	56/22	104-56	+48	36-58/19-57	.621/.333	13-23/8-22	.565/.364	19-30/10-12	.633/.833	38/28 +10	22/7	12/20	6/4	7/9	12/24
Cal Poly	41/31	39/35	80-66	+14	25-48/24-59	.521/.407	7-18/4-12	.389/.333	23-35/14-18	.657/.778	38/29 +9	15/3	15/12	7/1	3/8	17/27
Saint Louis	35/34	34/45	69-79	(10)	25-71/27-57	.352/.474	3-21/8-20	.143/.400	16-17/17-22	.941/.773	46/33 +13	10/11	19/15	2/5	5/13	20/18
Col. of Charleston	30/28	37/32	67-60	+7	21-39/23-73	.538/.315	6-15/7-37	.400/.189	19-25/7-10	.760/.700	32/38 (6)	8/11	22/15	6/2	11/7	14/21
Furman	37/28	41/43	78-71	+7	28-59/27-65	.475/.415	12-25/8-34	.480/.235	10-12/9-10	.833/.900	33/36 (3)	18/17	13/13	5/3	4/10	14/16
Texas	26/41	37/45	63-86	(23)	23-59/34-61	.390/.557	4-13/6-15	.308/.400	13-18/12-13	.722/.923	28/38 (10)	7/15	12/14	2/7	7/9	16/19
Portland	31/36	39/45	70-81	(11)	22-50/27-53	.440/.509	9-18/8-20	.500/.400	17-24/19-23	.708/.826	24/36 (12)	13/17	18/21	3/5	10/8	23/23
SD MINES	35/34	45/25	80-59	+21	26-49/23-60	.531/.383	8-15/7-27	.533/.259	20-30/6-7	.667/.857	40/26 +14	14/5	17/15	2/1	7/15	9/21
SFA	36/40	42/30	78-70	+8	22-50/26-58	.440/.448	9-16/7-22	.563/.318	25-29/11-15	.862/.733	33/31 +2	11/11	20/20	4/4	7/14	16/27
WEBER ST.	33/44	38/40	71-84	(13)	28-57/31-55	.491/.564	7-18/7-15	.389/.467	8-10/15-15	.800/1.000	25/29 (4)	8/16	10/9	1/0	4/3	15/14
South Dakota St.	36/31	42/34	78-65	+13	28-55/22-61	.509/.361	8-16/6-29	.500/.207	14-23/15-20	.609/.750	40/24 +16	11/8	13/11	2/7	4/7	19/20
UTEP	26/25	41/53	67-78	(11)	17-50/24-50	.340/.480	5-22/4-13	.227/.308	28-32/26-35	.875/.743	35/30 +5	9/7	16/12	1/3	4/7	23/28
BYU	33/44	35/50	68-94	(26)	25-63/39-73	.397/.534	7-20/14-32	.350/.438	11-15/2-4	.733/.500	30/46 (16)	12/27	11/9	1/3	6/9	9/17
New Mexico	22/39	38/38	60-77	(17)	21-51/30-69	.412/.435	4-21/3-13	.190/.231	14-19/14-22	.737/.636	39/34 +5	9/12	23/6	3/4	3/16	17/19
Utah St.	33/35	26/48	59-83	(24)	18-45/32-61	.400/.525	5-18/6-22	.278/.273	18-23/13-14	.783/.929	27/32 (5)	9/24	16/7	4/5	3/11	13/18
FRESNO ST.	28/35	40/32	68-67	+1	24-54/27-60	.444/.450	9-20/9-25	.450/.360	11-17/4-10	.647/.400	39/31 +8	13/10	12/9	3/4	3/6	15/19
NEVADA	44/37	54/56	98-93	+5	30-52/35-69	.577/.507	13-23/11-28	.565/.393	25-35/12-22	.714/.545	35/34 +1	17/18	11/8	2/7	6/8	21/27
San Diego St.	32/34	33/47	65-81	(16)	23-57/32-65	.404/.492	9-25/8-30	.360/.267	10-11/9-13	.909/.692	39/29 +10	8/13	15/2	1/6	1/10	14/15
COLORADO ST.	31/28	34/37	79-76	+3	27-61/28-69	.443/.406	5-22/10-29	.227/.345	20-29/10-16	.690/.625	41/46 (5)	9/14	7/11	2/3	5/6	16/25
Air Force	34/36	49/36	83-72	+11	28-50/26-52	.560/.500	12-19/13-33	.632/.394	15-18/7-10	.833/.700	30/21 +9	16/18	9/9	0/3	2/4	11/17
UNLV	23/31	25/31	48-62	(14)	18-52/25-57	.346/.439	4-25/8-20	.160/.400	8-12/4-10	.667/.400	42/31 +11	9/14	14/4	3/6	0/10	11/15
NEW MEXICO	25/40	48/51	73-91	(18)	27-67/32-71	.403/.451	6-26/13-35	.231/.371	13-19/14-18	.684/.778	35/51 (16)	11/16	8/11	0/3	7/7	14/15
UTAH ST.	43/39	33/45	76-84	(8)	28-67/30-53	.418/.566	9-25/9-21	.360/.429	11-16/15-21	.688/.714	38/32 +6	13/11	8/10	0/8	7/4	19/17
San Jose St.	43/29	37/46	80-75	+5	29-56/27-56	.518/.482	10-23/8-22	.435/.364	12-15/13-18	.800/.722	37/25 +12	12/12	13/9	1/3	3/7	17/16
Nevada	21/44	37/32	58-76	(18)	20-48/26-54	.417/.481	5-19/11-26	.263/.423	13-19/13-20	.684/.650	36/25 +11	9/19	15/7	0/4	3/12	15/18
BOISE ST.	36/51	36/41	72-92	(20)	24-48/34-63	.500/.540	6-18/10-26	.333/.385	18-28/14-18	.643/.778	19/43 (24)	8/15	10/14	2/1	7/9	18/22
UNLV	19/23	42/38	69-75	(6)	21-57/24-59	.368/.407	6-21/8-21	.286/.381	21-28/19-22	.750/.864	32/44 (12)	14/10	10/15	4/2	9/6	17/21
Colorado St.	27/33	35/37	62-70	(8)	21-55/26-61	.382/.426	5-19/5-20	.263/.250	15-21/13-19	.714/.684	34/42 (8)	10/16	7/7	1/3	4/6	19/15
AIR FORCE	27/22	47/41	74-63	+11	24-53/21-51	.453/.412	8-20/14-36	.400/.389	18-19/7-9	.947/.778	35/25 +10	7/14	6/8	1/3	2/4	9/18
Fresno St.	46/30	40/17	86-47	+39	35-61/16-56	.574/.286	11-26/5-16	.423/.313	5-6/10-18	.833/.556	41/29 +12	18/8	9/8	4/5	4/6	18/13

Wyoming Cowboys

Specialty Stats Game-by-Game

Opponent	Paint	Off TO	2nd Chance	Fast Break	Bench	Largest Lead	Largest Deficit	Lead Changes	Times Tied
Northern New Mexico	42/18	28/14	10/11	7/3	33/21	49	1	2	2
Cal Poly	32/26	14/21	12/12	7/3	19/22	23	None	0	0
Saint Louis	42/32	11/11	15/2	11/8	6/23	10	11	9	2
Coll. of Charleston	24/28	16/15	4/20	13/5	16/31	8	6	13	10
Furman	26/32	11/9	15/14	12/9	6/22	17	None	0	0
at Texas	36/42	18/20	9/12	4/14	9/17	3	26	2	2
at Portland	26/36	31/7	6/8	8/8	25/24	7	15	3	3
SD Mines	32/26	13/18	9/2	5/2	13/15	21	7	7	2
SFA	24/34	20/19	2/14	4/7	14/41	8	10	4	6
Weber State	34/46	13/11	6/12	0/0	6/5	6	16	2	3
South Dakota State	36/28	14/15	8/7	5/8	18/16	13	6	4	6
at UTEP	20/28	9/22	10/9	11/20	7/11	7	13	5	3
at BYU	34/40	12/16	11/22	4/17	7/41	1	31	2	0
San Jose State	36/20	8/4	7/12	6/0	20/18	2	17	3	5
at New Mexico	34/48	0/28	10/14	2/16	16/18	3	19	2	2
at Utah State	22/48	8/17	7/11	0/14	9/25	0	24	0	3
Fresno State	26/34	6/20	15/12	5/7	14/22	4	12	7	2
Nevada	30/40	10/14	11/18	6/8	17/15	15	10	3	2
at San Diego State	22/34	0/19	9/3	0/5	2/17	5	18	14	7
Colorado State	40/28	16/5	10/10	9/8	6/9	6	11	14	9
at Air Force	26/22	14/8	9/7	15/4	6/6	12	8	12	3
at UNLV	24/32	3/21	9/11	2/9	13/14	4	23	1	2
New Mexico	30/24	10/10	3/13	8/15	13/21	None	24	0	2
Utah State	32/36	11/6	12/7	0/12	10/26	10	10	7	9
at San Jose State	28/36	7/13	8/10	4/13	4/31	15	0	0	2
at Nevada	22/28	13/19	9/5	11/12	19/12	1	29	2	0
Boise State	34/48	19/14	3/19	10/16	26/16	None	28	0	1
UNLV	28/26	15/11	13/16	6/0	15/18	2	10	4	6
at Colorado State	22/30	13/6	6/19	2/10	22/8	2	11	2	4
Air Force	30/12	9/6	15/8	2/1	10/30	19	6	5	2
at Fresno State	44/22	5/8	9/4	5/12	24/17	41	None	0	0

Points in the Paint: Most: 44 vs. Fresno State
 Most Allowed: 48 by Utah State, Boise State
 Least: 20 vs. UTEP
 Least Allowed: 12 by Air Force

Points Off Turnovers: Most: 31 vs. Portland
 Most Allowed: 28 by New Mexico
 Least: 0 at San Diego State
 Least Allowed: 4 by SJSU

Second Chance Pts: Most: 15 vs. Fresno State, Air Force
 Most Allowed: 22 by BYU
 Least: 2 vs. SFA
 Least Allowed: 2 by Saint Louis

Fast Break Points: Most: 15 at Air Force
 Most Allowed: 20 by UTEP
 Least: 0 vs. Utah State
 Least Allowed: 0 by UNLV

Bench Points: Most: 33 vs. NNMCC
 Most Allowed: 41 by BYU
 Least: 2 vs. San Diego State
 Least Allowed: 5 by Weber State

Largest Deficit Overcome: 17 vs. SJSU
Largest Lead Lost: 10 vs. Saint Louis, Utah State

Note: Game totals are displayed in the format WYO/OPPONENT for each category

Starters/Bench Production

	Starters (Total / % Team Total)	Bench (Total / % Team Total)
Points	1,833/81%	425/ 19%
Minutes	4,819/ 77%	1,431/ 23%
Rebounds	675/ 64%	399/ 36%

Record by Margin

1	2	3	4	5	6
1-0	1-0	1-0	0-0	2-0	0-1
7	8	9	10-15	16-20	20+
2-0	1-2	0-0	4-5	0-5	3-3

Record by Conference

Conference	Record
Mountain West	8-10
Continental	1-0
Big West	1-0
A-10	0-1
CAA	1-0
SoCon	1-0
Big-12	0-2
WCC	0-1
RMAC	1-0
WAC	1-0
Big Sky	0-1
Summit League	1-0
C-USA	0-1

Points Scored/Allowed

Scoring		Allowing
0-1	49 or less	0-0
0-2	50-59	3-0
2-7	60-69	5 -1
6-6	70-79	6-6
5-0	80-89	0-6
1-0	90-99	1-3
1-0	100+	0-0

Record by Month

Nov.	Dec.	Jan.	Feb.	March
4-2	3-4	5-3	1-6	2-1

Record by Day of the Week

Sun.	Mon.	Tue.	Wed.	Thu.	Fri.	Sat.
1-1	0-0	5-5	1-1	0-2	1-1	7-6

Wyoming Cowboys

Team Superlatives

Wyoming Game Highs

Wyoming - Game Highs		
POINTS	104	Northern N.M. (11/07/2023)
	98	Nevada (01/20/2024)
	86	at Fresno St. (03/09/2024)
	83	at Air Force (01/30/2024)
	80	at San Jose St. (02/17/2024)
	80	South Dakota Mines (12/05/2023)
	80	Cal Poly (11/11/2023)
FIELD GOALS MADE	36	Northern N.M. (11/07/2023)
	35	at Fresno St. (03/09/2024)
FIELD GOAL ATTEMPTS	71	vs Saint Louis (N) (11/16/2023)
	67	Utah St. (02/14/2024)
	67	New Mexico (02/06/2024)
FIELD GOAL PERCENTAGE	.621 (36-58)	Northern N.M. (11/07/2023)
	.577 (30-52)	Nevada (01/20/2024)
3 PT FG MADE	13	Nevada (01/20/2024)
	13	Northern N.M. (11/07/2023)
3 PT FG ATTEMPTS	26	at Fresno St. (03/09/2024)
	26	New Mexico (02/06/2024)
3 PT FG PERCENTAGE	.632 (12-19)	at Air Force (01/30/2024)
	.565 (13-23)	Nevada (01/20/2024)
	.565 (13-23)	Northern N.M. (11/07/2023)
FREE THROWS MADE	28	at UTEP (12/21/2023)
	25	Nevada (01/20/2024)
	25	SFA (12/09/2023)
FREE THROW ATTEMPTS	35	Nevada (01/20/2024)
	35	Cal Poly (11/11/2023)
FREE THROW PERCENTAGE	.947 (18-19)	Air Force (03/05/2024)
	.941 (16-17)	vs Saint Louis (N) (11/16/2023)
REBOUNDS	46	vs Saint Louis (N) (11/16/2023)
	42	at UNLV (02/03/2024)
ASSISTS	22	Northern N.M. (11/07/2023)
	18	at Fresno St. (03/09/2024)
	18	vs Furman (N) (11/19/2023)
STEALS	11	vs Col. of Charleston (N) (11/17/2023)
	10	at Portland (12/01/2023)
BLOCKED SHOTS	7	Cal Poly (11/11/2023)
	6	vs Col. of Charleston (N) (11/17/2023)
	6	Northern N.M. (11/07/2023)
TURNOVERS	23	at New Mexico (01/06/2024)
	22	vs Col. of Charleston (N) (11/17/2023)
FOULS	24	at UTEP (12/21/2023)
	23	at Portland (12/01/2023)

Opponent Game Highs

Opponent - Game Highs		
POINTS	94	at BYU (12/30/2023)
	93	Nevada (01/20/2024)
	92	Boise St. (02/24/2024)
	91	New Mexico (02/06/2024)
	86	at Texas (11/26/2023)
FIELD GOALS MADE	39	at BYU (12/30/2023)
	35	Nevada (01/20/2024)
FIELD GOAL ATTEMPTS	73	at BYU (12/30/2023)
	73	vs Col. of Charleston (N) (11/17/2023)
FIELD GOAL PERCENTAGE	.566 (30-53)	Utah St. (02/14/2024)
	.564 (31-55)	Weber St. (12/16/2023)
3 PT FG MADE	14	Air Force (03/05/2024)
	14	at BYU (12/30/2023)
3 PT FG ATTEMPTS	37	vs Col. of Charleston (N) (11/17/2023)
	36	Air Force (03/05/2024)
3 PT FG PERCENTAGE	.467 (7-15)	Weber St. (12/16/2023)
	.438 (14-32)	at BYU (12/30/2023)
FREE THROWS MADE	26	at UTEP (12/21/2023)
	19	UNLV (02/27/2024)
	19	at Portland (12/01/2023)
FREE THROW ATTEMPTS	35	at UTEP (12/21/2023)
	23	at Portland (12/01/2023)
FREE THROW PERCENTAGE	1.000 (15-15)	Weber St. (12/16/2023)
	.929 (13-14)	at Utah St. (01/09/2024)
REBOUNDS	51	New Mexico (02/06/2024)
	46	Colorado St. (01/27/2024)
	46	at BYU (12/30/2023)
ASSISTS	27	at BYU (12/30/2023)
	24	at Utah St. (01/09/2024)
STEALS	16	at New Mexico (01/06/2024)
	15	South Dakota Mines (12/05/2023)
BLOCKED SHOTS	8	Utah St. (02/14/2024)
	7	Nevada (01/20/2024)
	7	San Jose St. (01/02/2024)
	7	vs South Dakota St. (N) (12/20/2023)
	7	at Texas (11/26/2023)
TURNOVERS	21	at Portland (12/01/2023)
	20	SFA (12/09/2023)
	20	Northern N.M. (11/07/2023)
FOULS	28	at UTEP (12/21/2023)
	28	SFA (12/09/2023)

Wyoming Game Lows

Wyoming - Game Lows		
POINTS	48	at UNLV (02/03/2024)
	58	at Nevada (02/20/2024)
	59	at Utah St. (01/09/2024)
	60	at New Mexico (01/06/2024)
	62	at Colorado St. (03/02/2024)
FIELD GOALS MADE	17	at UTEP (12/21/2023)
	18	at UNLV (02/03/2024)
	18	at Utah St. (01/09/2024)
FIELD GOAL ATTEMPTS	39	vs Col. of Charleston (N) (11/17/2023)
	45	at Utah St. (01/09/2024)
FIELD GOAL PERCENTAGE	.340 (17-50)	at UTEP (12/21/2023)
	.346 (18-52)	at UNLV (02/03/2024)
3 PT FG MADE	3	vs Saint Louis (N) (11/16/2023)
	4	at UNLV (02/03/2024)
	4	at New Mexico (01/06/2024)
	4	San Jose St. (01/02/2024)
	4	at Texas (11/26/2023)
3 PT FG ATTEMPTS	12	San Jose St. (01/02/2024)
	13	at Texas (11/26/2023)
3 PT FG PERCENTAGE	.143 (3-21)	vs Saint Louis (N) (11/16/2023)
	.160 (4-25)	at UNLV (02/03/2024)
FREE THROWS MADE	5	at Fresno St. (03/09/2024)
	8	at UNLV (02/03/2024)
	8	Weber St. (12/16/2023)
FREE THROW ATTEMPTS	6	at Fresno St. (03/09/2024)
	10	Weber St. (12/16/2023)
FREE THROW PERCENTAGE	.609 (14-23)	vs South Dakota St. (N) (12/20/2023)
	.633 (19-30)	Northern N.M. (11/07/2023)
REBOUNDS	19	Boise St. (02/24/2024)
	24	at Portland (12/01/2023)
ASSISTS	7	Air Force (03/05/2024)
	7	at Texas (11/26/2023)
STEALS	0	at UNLV (02/03/2024)
	1	at San Diego St. (01/23/2024)
BLOCKED SHOTS	0	at Nevada (02/20/2024)
	0	Utah St. (02/14/2024)
	0	New Mexico (02/06/2024)
	0	at Air Force (01/30/2024)
TURNOVERS	5	San Jose St. (01/02/2024)
	6	Air Force (03/05/2024)
FOULS	9	Air Force (03/05/2024)
	9	at BYU (12/30/2023)
	9	South Dakota Mines (12/05/2023)

Opponent Game Lows

Opponent - Game Lows		
POINTS	47	at Fresno St. (03/09/2024)
	56	Northern N.M. (11/07/2023)
	59	South Dakota Mines (12/05/2023)
	60	vs Col. of Charleston (N) (11/17/2023)
	62	at UNLV (02/03/2024)
FIELD GOALS MADE	16	at Fresno St. (03/09/2024)
	19	Northern N.M. (11/07/2023)
FIELD GOAL ATTEMPTS	50	at UTEP (12/21/2023)
	51	Air Force (03/05/2024)
FIELD GOAL PERCENTAGE	.286 (16-56)	at Fresno St. (03/09/2024)
	.315 (23-73)	vs Col. of Charleston (N) (11/17/2023)
3 PT FG MADE	3	at New Mexico (01/06/2024)
	4	at UTEP (12/21/2023)
	4	Cal Poly (11/11/2023)
3 PT FG ATTEMPTS	12	Cal Poly (11/11/2023)
	13	at New Mexico (01/06/2024)
	13	at UTEP (12/21/2023)
3 PT FG PERCENTAGE	.189 (7-37)	vs Col. of Charleston (N) (11/17/2023)
	.207 (6-29)	vs South Dakota St. (N) (12/20/2023)
FREE THROWS MADE	2	at BYU (12/30/2023)
	4	at UNLV (02/03/2024)
	4	Fresno St. (01/13/2024)
FREE THROW ATTEMPTS	4	at BYU (12/30/2023)
	7	South Dakota Mines (12/05/2023)
FREE THROW PERCENTAGE	.400 (4-10)	at UNLV (02/03/2024)
	.400 (4-10)	Fresno St. (01/13/2024)
REBOUNDS	21	at Air Force (01/30/2024)
	24	vs South Dakota St. (N) (12/20/2023)
ASSISTS	3	Cal Poly (11/11/2023)
	5	South Dakota Mines (12/05/2023)
STEALS	2	San Jose St. (01/02/2024)
	3	Weber St. (12/16/2023)
BLOCKED SHOTS	0	Weber St. (12/16/2023)
	1	Boise St. (02/24/2024)
	1	South Dakota Mines (12/05/2023)
	1	Cal Poly (11/11/2023)
TURNOVERS	2	at San Diego St. (01/23/2024)
	4	at UNLV (02/03/2024)
FOULS	13	at Fresno St. (03/09/2024)
	15	at Colorado St. (03/02/2024)
	15	New Mexico (02/06/2024)
	15	at UNLV (02/03/2024)
	15	at San Diego St. (01/23/2024)
	15	Weber St. (12/16/2023)

Wyoming Cowboys

Player Superlatives

Wyoming

Wyoming - Individual Game Highs

POINTS	26	Sam Griffin vs Nevada (01/20/2024)
	26	Sam Griffin vs Furman (N) (11/19/2023)
	25	Brendan Wenzel at Air Force (01/30/2024)
	25	Sam Griffin at BYU (12/30/2023)
	24	Brendan Wenzel vs Utah St. (02/14/2024)
	24	Sam Griffin vs Colorado St. (01/27/2024)
	24	Akuel Kot vs Weber St. (12/16/2023)
	24	Sam Griffin vs Col. of Charleston (N) (11/17/2023)
FIELD GOALS MADE	11	Sam Griffin vs Furman (N) (11/19/2023)
	10	Sam Griffin vs San Jose St. (01/02/2024)
	10	Sam Griffin at BYU (12/30/2023)
	10	Akuel Kot vs Weber St. (12/16/2023)
FIELD GOAL ATTEMPTS	20	Sam Griffin vs San Jose St. (01/02/2024)
	20	Sam Griffin vs Saint Louis (N) (11/16/2023)
FIELD GOAL PERCENTAGE (min 5 made)	1.000	Cam Manyawu vs Cal Poly (11/11/2023)
	1.000	Cam Manyawu at Nevada (02/20/2024)
3 PT FG MADE	6	Brendan Wenzel at Air Force (01/30/2024)
	5	Sam Griffin at San Diego St. (01/23/2024)
	5	Akuel Kot vs Nevada (01/20/2024)
	5	Sam Griffin vs Northern N.M. (11/07/2023)
3 PT FG ATTEMPTS	12	Brendan Wenzel vs Utah St. (02/14/2024)
	10	Sam Griffin at San Jose St. (02/17/2024)
	10	Sam Griffin vs Colorado St. (01/27/2024)
3 PT FG PERCENTAGE (min 2 made)	1.000	Sam Griffin vs Northern N.M. (11/07/2023)
	1.000	Sam Griffin at BYU (12/30/2023)
	1.000	Sam Griffin vs Col. of Charleston (N) (11/17/2023)
	1.000	Akuel Kot at BYU (12/30/2023)
FREE THROWS MADE	10	Sam Griffin vs SFA (12/09/2023)
	8	Oleg Kojenets vs San Jose St. (01/02/2024)
	8	Akuel Kot vs Northern N.M. (11/07/2023)
FREE THROW ATTEMPTS	10	Cam Manyawu at Colorado St. (03/02/2024)
	10	Mason Walters vs Nevada (01/20/2024)
	10	Sam Griffin vs SFA (12/09/2023)
FREE THROW PERCENTAGE (min 3 made)	1.000	Sam Griffin vs SFA (12/09/2023)
	1.000	Oleg Kojenets vs San Jose St. (01/02/2024)
	1.000	Akuel Kot vs Northern N.M. (11/07/2023)
	1.000	Sam Griffin at New Mexico (01/06/2024)
	1.000	Sam Griffin vs Col. of Charleston (N) (11/17/2023)
	1.000	Caden Powell vs Saint Louis (N) (11/16/2023)
	1.000	Akuel Kot vs Air Force (03/05/2024)
	1.000	Brendan Wenzel vs UNLV (02/27/2024)
	1.000	Mason Walters vs UNLV (02/27/2024)
	1.000	Sam Griffin at San Jose St. (02/17/2024)
	1.000	Sam Griffin vs Nevada (01/20/2024)
	1.000	Mason Walters at UTEP (12/21/2023)
	1.000	Sam Griffin vs Weber St. (12/16/2023)
	1.000	Akuel Kot at Portland (12/01/2023)
	1.000	Sam Griffin at Texas (11/26/2023)
	1.000	Brendan Wenzel vs Saint Louis (N) (11/16/2023)
	1.000	Mason Walters vs Air Force (03/05/2024)
	1.000	Sam Griffin at Colorado St. (03/02/2024)
	1.000	Caden Powell vs Boise St. (02/24/2024)
	1.000	Mason Walters at San Diego St. (01/23/2024)

Wyoming

Wyoming - Individual Game Highs

REBOUNDS	14	Cam Manyawu vs Air Force (03/05/2024)
	13	Mason Walters at UNLV (02/03/2024)
	13	Caden Powell vs Furman (N) (11/19/2023)
ASSISTS	7	Sam Griffin vs Nevada (01/20/2024)
	7	Sam Griffin vs South Dakota Mines (12/05/2023)
STEALS	4	Cam Manyawu vs UNLV (02/27/2024)
	4	Cam Manyawu at Texas (11/26/2023)
	4	Sam Griffin vs Col. of Charleston (N) (11/17/2023)
BLOCKED SHOTS	5	Oleg Kojenets vs Cal Poly (11/11/2023)
	4	Caden Powell vs Furman (N) (11/19/2023)
TURNOVERS	7	Akuel Kot vs Saint Louis (N) (11/16/2023)
	8	Sam Griffin vs SFA (12/09/2023)
FOULS	5	Cam Manyawu at Colorado St. (03/02/2024)
	5	Cam Manyawu vs Utah St. (02/14/2024)
	5	Caden Powell vs Utah St. (02/14/2024)
	5	Mason Walters at Air Force (01/30/2024)
	5	Cam Manyawu vs Colorado St. (01/27/2024)
	5	Mason Walters vs Colorado St. (01/27/2024)
	5	Cam Manyawu vs Nevada (01/20/2024)
	5	Caden Powell vs Nevada (01/20/2024)
	5	Caden Powell at New Mexico (01/06/2024)
	5	Mason Walters at UTEP (12/21/2023)
	5	Caden Powell vs SFA (12/09/2023)
	5	Cam Manyawu at Portland (12/01/2023)
	5	Caden Powell at Portland (12/01/2023)
	5	Oleg Kojenets at Portland (12/01/2023)
	5	Cam Manyawu vs Saint Louis (N) (11/16/2023)
	5	Brendan Wenzel vs Saint Louis (N) (11/16/2023)

Opponents

Opponent - Individual Game Highs

POINTS	32	Kellan Boylan at Air Force (01/30/2024)
	32	Zid Powell at UTEP (12/21/2023)
	25	Jarred Hyder vs Cal Poly (11/11/2023)
	24	Kalib Boone vs UNLV (02/27/2024)
	24	Darius Brown II vs Utah St. (02/14/2024)
FIELD GOALS MADE	11	Kellan Boylan at Air Force (01/30/2024)
	10	Lamont Butler at San Diego St. (01/23/2024)
FIELD GOAL ATTEMPTS	21	JP Pegues vs Furman (N) (11/19/2023)
	20	Isaiah Stevens vs Colorado St. (01/27/2024)
FIELD GOAL PERCENTAGE (min 5 made)	0.875	Jarred Hyder at San Jose St. (02/17/2024)
	0.833	Darion Trammell at San Diego St. (01/23/2024)
3 PT FG MADE	9	Kellan Boylan at Air Force (01/30/2024)
	5	Jeffrey Mills vs Air Force (03/05/2024)
	5	Noah Waterman at BYU (12/30/2023)
3 PT FG ATTEMPTS	14	Kellan Boylan at Air Force (01/30/2024)
	11	JP Pegues vs Furman (N) (11/19/2023)
3 PT FG PERCENTAGE (min 2 made)	1.000	Isaiah Pope at Fresno St. (03/09/2024)
	1.000	Justin Webster vs UNLV (02/27/2024)
	1.000	Nana Antwi-Boasiako vs SFA (12/09/2023)
	1.000	Ithiel Horton at Texas (11/26/2023)
	1.000	Bryce Butler vs Col. of Charleston (N) (11/17/2023)
FREE THROWS MADE	14	Zid Powell at UTEP (12/21/2023)
	8	Kalib Boone vs UNLV (02/27/2024)
FREE THROW ATTEMPTS	18	Zid Powell at UTEP (12/21/2023)
	8	Ryvis Petralis vs Air Force (03/05/2024)
	8	Kalib Boone vs UNLV (02/27/2024)
	8	Jarod Lucas at Nevada (02/20/2024)
FREE THROW PERCENTAGE (min 3 made)	1.000	Kalib Boone vs UNLV (02/27/2024)
	1.000	Max Rice vs Boise St. (02/24/2024)
	1.000	Rob Whaley Jr. vs UNLV (02/27/2024)
	1.000	Ian Martinez vs Utah St. (02/14/2024)
	1.000	Tyler Robertson at Portland (12/01/2023)
	1.000	Marcus Foster vs Furman (N) (11/19/2023)
	1.000	Patrick Cartier at Colorado St. (03/02/2024)
	1.000	Jamal Mashburn, Jr. at New Mexico (01/06/2024)
	1.000	Steven Verplancken vs Weber St. (12/16/2023)
	1.000	Dillon Jones vs Weber St. (12/16/2023)
	1.000	Max Abmas at Texas (11/26/2023)
	1.000	Jarred Hyder vs Cal Poly (11/11/2023)
	1.000	Justin Webster vs UNLV (02/27/2024)
	1.000	Tibet Gorener at San Jose St. (02/17/2024)
	1.000	Tre Coleman vs Nevada (01/20/2024)
	1.000	Darius Brown II at Utah St. (01/09/2024)
	1.000	Josh Udaja at Utah St. (01/09/2024)
	1.000	Charlie Eastley vs South Dakota St. (N) (12/20/2023)
	1.000	Dyson Koehler vs Weber St. (12/16/2023)
	1.000	Alejandro Rama vs South Dakota Mines (12/05/2023)
REBOUNDS	13	JT Toppin vs New Mexico (02/06/2024)
	12	Kalib Boone vs UNLV (02/27/2024)
	12	Nique Clifford vs Colorado St. (01/27/2024)
ASSISTS	11	Darius Brown II at Utah St. (01/09/2024)
	9	Isaiah Stevens vs Colorado St. (01/27/2024)
STEALS	6	Kolton Frugoli vs South Dakota Mines (12/05/2023)
	5	Jaelen House at New Mexico (01/06/2024)

Opponents

Opponent - Individual Game Highs

BLOCKED SHOTS	4	Great Osbor vs Utah St. (02/14/2024)
	4	Adrame Diongue vs San Jose St. (01/02/2024)
TURNOVERS	5	Roddie Anderson III vs Boise St. (02/24/2024)
	5	Tyler Harris at Portland (12/01/2023)
	5	Tyler Robertson at Portland (12/01/2023)
FOULS	5	Keylan Boone vs UNLV (02/27/2024)
	5	Chibuzo Agbo vs Boise St. (02/24/2024)
	5	Kellan Boylan at Air Force (01/30/2024)
	5	Nique Clifford vs Colorado St. (01/27/2024)
	5	Daniel Foster vs Nevada (01/20/2024)
	5	Nelly Joseph at New Mexico (01/06/2024)
	5	Kevin Kaku at UTEP (12/12/2023)
	5	Luke Appel vs South Dakota St. (N) (12/20/2023)
	5	Nate Barnhart vs South Dakota St. (N) (12/20/2023)
	5	Brannagh Walsh vs South Dakota Mines (12/05/2023)
	5	Chendall Weaver at Texas (11/26/2023)
	5	Kobe Sanders vs Cal Poly (11/11/2023)
	5	Joel Armatrading vs Cal Poly (11/11/2023)

Wyoming Cowboys

Cowboys in the NCAA National Stats

Team Stats

Assist/Turnover Ratio (351 ranked)	306	11	0.91	Virginia	1.83	Colorado St.	1.83
Assists Per Game (351 ranked)	293	11	11.6	Arizona	19.0	Colorado St.	18.5
Bench Points per game (351 ranked)	315	10	13.71	Cornell	36.29	San Diego St.	19.16
Blocks Per Game (351 ranked)	311	10	2.4	App State	7.0	New Mexico	4.9
Effective FG pct (351 ranked)	135	7	0.519	Indiana St.	0.601	Colorado St.	0.560
Fastbreak Points (351 ranked)	330	10	5.84	TCU	18.87	New Mexico	15.03
Field Goal Percentage (351 ranked)	142	8	45.2	Wright St.	53.0	Utah St.	49.8
Field Goal Percentage Defense (351 ranked)	263	8	45.2	McNeese	38.2	San Diego St.	40.6
Fouls Per Game (351 ranked)	70	2	15.5	Creighton	11.3	Fresno St.	15.3
Free Throw Attempts Per Game (351 ranked)	80	5	21.3	Winthrop	26.8	Nevada	24.4
Free Throw Percentage (351 ranked)	68	2	74.7	Villanova	81.9	Colorado St.	75.6
Free Throws Made Per Game (351 ranked)	50	2	15.9	High Point	20.5	Nevada	17.6
Rebound Margin (351 ranked)	157	6	1.3	Saint Mary's (CA)	11.9	Boise St.	7.6
Rebounds (Defensive) Per Game (351 ranked)	181	7	25.13	App State	31.22	New Mexico	26.68
Rebounds (Offensive) Per Game (351 ranked)	238	6	9.52	Texas A&M	17.32	New Mexico	12.55
Rebounds Per Game (351 ranked)	218	5	34.65	Florida	42.97	New Mexico	39.23
Scoring Defense (351 ranked)	250	10	74.4	Houston	56.9	San Diego St.	66.3
Scoring Margin (351 ranked)	257	8	-1.5	McNeese	19.0	New Mexico	10.8
Scoring Offense (351 ranked)	201	8	72.8	Alabama	90.8	New Mexico	82.6
Steals Per Game (351 ranked)	325	11	5.0	UTEP	11.5	New Mexico	8.9
Three Point Attempts Per Game (351 ranked)	254	8	20.1	North Florida	33.2	San Jose St.	24.4
Three Point Percentage (351 ranked)	36	1	36.8	Kentucky	41.2	Wyoming	36.8
Three Point Percentage Defense (351 ranked)	217	8	34.2	Louisiana	27.6	Utah St.	28.2
Three Pointers Per Game (351 ranked)	189	5	7.4	North Florida	12.0	Air Force	8.9
Turnover Margin (351 ranked)	301	10	-1.7	Houston	7.4	New Mexico	4.2
Turnovers Forced Per Game (351 ranked)	256	9	11.03	UTEP	19.03	New Mexico	14.35
Turnovers Per Game (351 ranked)	267	11	12.8	Princeton	8.1	Nevada	9.8
Winning Percentage (351 ranked)	208	8	48.4	James Madison	90.6	Utah St.	83.9

Individual Stats

Assist/Turnover Ratio (350 ranked)	Sam Griffin	307	13	1.37	CJ Fulton, Col. of Charleston	4.88	Darius Brown II, Utah St.	3.47
Assists (347 ranked)	Sam Griffin	240	8	104	Elijah Hawkins, Minnesota	224	Isaiah Stevens, Colorado St.	218
Assists Per Game (343 ranked)	Sam Griffin	260	10	3.4	Tyler Kolek, Marquette	7.6	Isaiah Stevens, Colorado St.	7.0
Blocks (336 ranked)					Isaiah Cozart, Eastern Ky.	116	JT Toppin, New Mexico	59
Blocks Per Game (350 ranked)					Isaiah Cozart, Eastern Ky.	3.87	JT Toppin, New Mexico	1.90
Double Doubles (313 ranked)	Cam Manyawu	112	5	7	Enrique Freeman, Akron	28	Great Osobor, Utah St.	14
Field Goal Attempts (347 ranked)	Sam Griffin	134	2	400	Tyler Thomas, Hofstra	591	Jarod Lucas, Nevada	403
	Akuel Kot	309	7	343				
Field Goal Percentage (350 ranked)	Sam Griffin	261	10	43.2	AJ Braun, Wright St.	68.9	JT Toppin, New Mexico	63.2
Field Goals (341 ranked)	Sam Griffin	176	5	173	Riley Minix, Morehead St.	263	Jaedon LeDee, San Diego St.	209
Free Throw Attempts (348 ranked)	Sam Griffin	338	10	121	Zach Edey, Purdue	323	Jaedon LeDee, San Diego St.	251
Free Throw Percentage (349 ranked)	Sam Griffin	103	4	84.3	DJ Davis, Butler	96.8	Jarod Lucas, Nevada	90.1
Free Throws (346 ranked)	Sam Griffin	227	6	102	Zach Edey, Purdue	231	Jaedon LeDee, San Diego St.	183
Minutes Per Game (350 ranked)	Brendan Wenzel	43	4	35:35	Issac McBride, Oral Roberts	38:41	Ethan Taylor, Air Force	37:21
	Sam Griffin	115	8	34:16				
	Akuel Kot	144	10	33:54				
Points (345 ranked)	Sam Griffin	118	5	521	Tommy Bruner, Denver	776	Jaedon LeDee, San Diego St.	615
Points Per Game (350 ranked)	Sam Griffin	136	6	16.8	Tommy Bruner, Denver	24.2	Jaedon LeDee, San Diego St.	20.5
Rebounds (340 ranked)	Cam Manyawu	167	7	215	Enrique Freeman, Akron	397	Great Osobor, Utah St.	280
Rebounds (Defensive) Per Game (347 ranked)	Cam Manyawu	245	8	4.65	Vonterius Woolbright, Western Caro.	9.78	Nique Clifford, Colorado St.	6.32
	Brendan Wenzel	326	12	4.33				
Rebounds (Offensive) Per Game (349 ranked)	Cam Manyawu	185	7	2.29	Zach Edey, Purdue	4.57	JT Toppin, New Mexico	3.45
Rebounds Per Game (350 ranked)	Cam Manyawu	185	8	6.9	Enrique Freeman, Akron	12.8	Great Osobor, Utah St.	9.0
Steals (329 ranked)					Arturo Dean, FIU	98	Jaalen House, New Mexico	61
Steals Per Game (346 ranked)					Arturo Dean, FIU	3.38	Jaalen House, New Mexico	2.35
Three Point Attempts (344 ranked)	Sam Griffin	139	5	187	Tyler Thomas, Hofstra	312	Ethan Taylor, Air Force	228
	Brendan Wenzel	310	10	159				
	Akuel Kot	344	12	153				
Three Point Percentage (97 ranked)					Koby Brea, Dayton	49.7	Xavier DuSell, Fresno St.	39.7
Three Pointers Per Game (347 ranked)	Sam Griffin	141	4	2.35	Tyler Thomas, Hofstra	3.74	Ethan Taylor, Air Force	2.77
	Brendan Wenzel	270	9	2.00				
Total 3-point FGM (341 ranked)	Sam Griffin	122	4	73	Tyler Thomas, Hofstra	116	Xavier DuSell, Fresno St.	85
	Brendan Wenzel	274	10	60				
	Akuel Kot	322	12	57				
Triple Doubles (7 ranked)					Vonterius Woolbright, Western Caro.	5	Rytis Petraitis, Air Force	1

Wyoming Cowboys

Last Time an Individual

Cowboy Scored 30 Points	36 by Maldonado vs. New Mexico, 3/8/23
Opponent Scored 30 Points	32 by Kellan Boylan, AFA, 1/30/24
Cowboy Scored 40 Points	41 by Jay Straight vs. CSU, 2/26/05
Opponent Scored 40 Points	43 by Ruben Douglas UNM, 2/15/03
Cowboy Made Seven 3FG	11 by D. Jeffries vs. Hastings, 11/26/21
Opponent Made Seven 3FG	9 by Kellan Boylan, AFA, 1/30/24
Cowboy Made 15 FT	16 by Jason McManamen vs. Pacific, 11/22/16
Opponent Made 15 FT	17 by Deshon Taylor, Fresno State, 2/8/17
Cowboy Had 15 Rebounds	18 by Graham Ike, at San Jose State, 2/12/22
Opponent Had 15 Rebounds	15 by Dan Aikin, Utah State. 1/10/23
Cowboy Had 20 Rebounds	20 by Justin James, vs. Evansville, 11/28/18
Opponent Had 20 Rebounds	20 by Carlton Bragg, UNM, 3/6/19
Cowboy Had 10 Assists	11 by Hunter Maldonado, vs. Nevada, 2/27/23
Opponent Had 10 Assists	12 by Isaiah Stevens, Colo. St., 2/24/23
Cowboy had 15 Assists	15 by Jay Straight vs. Winthrop, 12/20/03
Opponent had 15 Assists	15 by Matt Montague BYU, 2/2/02
Cowboy Blocked Five Shots	5 by Oleg Kojenets, Cal Poly, 11/11/23
Opponent Blocked Five Shots	5 by Neemis Queta, Utah St., 3/4/21
Cowboy Had Five Steals	7 by Marcus Williams, vs. SJSU, 3/10/21
Opponent Had Five Steals	6 by Jonah Mathews, vs. USC, 12/23/16
Cowboy Had a Double-Double	Cam Manyawu, at CSU, 3/2/24 (15 points , 10 Rebounds)
Opponent Had a Double-Double	Nique Clifford, CSU (11 points , 11 Rebounds)
Two Pokes Had a Double-Double	Maldonado/Thompson vs. Nevada, 2/27/23
Three Pokes Had a Double-Double	Alan Herndon vs. Drake, 12/2/17 (32 points and 10 rebounds) Hayden Dalton vs. Drake, 12/2/17 (17 points and 14 rebounds) Justin James vs. Drake, 12/2/17 (24 points and 12 rebounds)
Two Cowboys Scored 25 Points Each	28 points by jeremiah Oden, vs. Nevada, 2/27/23 25 points by Hunter Maldonado vs. Nevada, 2/27/23
Four Cowboys Scored 20 Points Each	20 points by Turk Boyd vs. Loyola Marymount, 3/17/86 20 points by Les Bolden vs. Loyola Marymount, 3/17/86 24 points by Fennis Dembo vs. Loyola Marymount, 3/17/86 20 points by Eric Leckner vs. Loyola Marymount, 3/17/86
Three Cowboys Scored 20 Points Each	25 points by Brendan Wenzel at Air Force, 1/30/24 22 points by mason Walters at Air Force, 1/30/24 20 points by Akuel Kot at Air Force, 1/30/24
Two Cowboys Scored 20 Points Each	21 by Sam Griffin vs. SJSU, 2/17/24 20 by Akuel Kot, vs. SJSU, 2/17/24
At Least Five Cowboys Scored in Double Figures	23 by Sam Griffin vs. NNMCM, 11/7/23 21 by Akuel Kot vs. NNMCM, 11/7/23 13 by Cam Manyawu vs. NNMCM, 11/7/23 11 by Oleg Kojenets vs. NNMCM, 11/7/23 10 by Kobe Newton vs. NNMCM, 11/7/23
Triple-Doubles by a Cowboy	Hunter Maldonado vs. SDSU, 2/28/22 (13pts, 11 rbs and 11 assts) Justin Williams vs. Utah, 3/10/06, (10 pts, 15 rbs and 12 blks) Theo Ratliff vs. San Diego St., 1/2/95, (20 pts, 12 rbs and 11 blks)
Largest Margin of Victory in the AA by Wyoming	53 vs. Tennessee St. 109-56, 12/17/03

Last Time a Team

Wyoming Scored 100 Points	104 vs. Northern New Mexico, 11/7/23
Opponent Scored 100 Points	119 by New Mexico, 2/20/18
Wyoming Scored Less Than 50 Points	48 at UNLV, 2/3/24
Opponent Scored Less Than 50 Points	47 by Fresno State, 3/9/24
Wyoming Scored Less Than 40 Points	32 at South Carolina, 11/10/19
Opponent Scored Less Than 40 Points	35 by Regis, 12/7/14
Wyoming Shot 60% From the Field	62.1 vs. NNMCM, 11/7/23
Opponent Shot 60% From the Field	60.7 by San Diego St., 1/30/21
Wyoming Shot less than 30%	23.1 at South Carolina, 11/10/19
Opponent Shot less than 30%	28.6 by Fresno State, 3/9/24
Wyoming Made 15 3-Point Baskets	28 v. Hastings College, 11/26/21
Opponent Made 15 3-Point Baskets	17 vs. Air Force, 12/4/19
Wyoming Made No 3-Point Baskets	vs. Denver, 11/25/09
Opponent Made No 3-Point Baskets	by Fresno State, 1/16/13
Wyoming Made 30 Free Throws	34 vs. Nevada, 1/24/18
Opponent Made 30 Free Throws	30 by Nevada, 1/24/21
Wyoming Made 20 Free Throws	21 vs. UNLV, 2/27/24
Opponent Made 20 Free Throws	26 by UTEP, 12/21/23
Wyoming Made 90% of Free Throws	95% (18-19) vs Air Force, 3/5/24
Opponent Made 90% of Free Throws	100% by Weber State, 12/16/23
Wyoming Attempted 40 Free Throws	43 vs. TAMC, 12/6/22
Opponent Attempted 40 Free Throws	40 by Utah State, 3/6/20
Wyoming Attempted 30 Free Throws	35 Nevada, 1/20/24
Opponent Attempted 30 Free Throws	35 by UTEP, 12/21/23
Wyoming Had 50 Rebounds	50 vs. McNeese State, 12/4/21
Opponent Had 50 Rebounds	51 by New Mexico, 2/6/24
Wyoming Had 40 Rebounds	41 at Fresno State, 3/9/24
Opponent Had 40 Rebounds	42 by CSU, 3/2/24
Wyoming Had 20 Offensive Rebounds	20 vs. Savannah St., 1/8/03
Wyoming Had +20 Rebound Margin	+23 vs. Fresno State, 1/31/23
Opponent Had +20 Rebound Margin	+24 by Boise State, 2/24/24
Wyoming Had +10 Rebound Margin	+12 at Fresno State, 3/9/24
Opponent Had +10 Rebound Margin	+12 by UNLV, 2/27/24
Wyoming Had 20 Assists	22 vs. NNMCM, 11/7/23
An Opponent Had 20 Assists	24 by Utah State, 1/9/23
Wyoming Had less than 10 Assists	7 vs. Air Force, 3/5/24
Opponent had less than 10 Assists	9 by SJSU, 1/2/24
Wyoming Committed 20 Turnovers	23 at UNM, 1/6/24
Opponent Committed 20 Turnovers	20 by SFA, 12/9/23
Opponent Committed 30 Turnovers	31 by Alcorn St., 12/21/98
Wyoming Had less than 5 Turnovers	5 vs. SJSU, 1/2/24
Wyoming Blocked 10 Shots	10 vs. South Dakota, 12/20/09
Wyoming Had 15 Steals	15 vs. Western St., 11/12/11
Wyoming Had 20 Steals	21 by Peru St., 11/18/09
Wyoming Beat a Top-25 Team	#24/23 Colorado St., 76-73 Ot, 1/27/24
Wyoming Beat a Top-25 Team (Home)	#24/23 Colorado St., 76-73 Ot, 1/27/24
Wyoming Beat a Top-25 Team (Road)	#18 BYU, 56-53, 1/18/80
Wyoming Beat a Top-25 Team (Neutral)	#RV/25 San Diego St., 3/14/15

Wyoming Cowboys

Game 1: Wyoming 104 NNMCM 56



Official Basketball Box Score - Final
Northern N.M. at Wyoming
 11/07/23 Arena Auditorium, Laramie, Wyo.
 2023-24 Men's Basketball

Game Time: 6:30 PM
 Game Duration: 1:57
 Attendance: 3,362

Officials: Eric Curry, Randy Heimerman, Nate Melson

Northern N.M. - 56

Record: 0-1

NO. Name	Min	FG	3P	FT	Rebounds	Fouls	TP	AS	TO	ST	Blocks	+/-				
		M/A	M/A	M/A	OR DR TOT	PF	FD				BS BA					
5 Malik Matual	27:18	3/3	2/3	1/2	0	2	5	1	0	3	2	1	0	2	31	
11 Reyes Herrera	19:38	1-5	0-3	1-1	0	2	4	1	3	2	3	4	1	0	24	
14 Nigel Quaynor	18:29	1-3	0-0	2-2	2	2	3	1	4	1	3	0	0	0	22	
33 Mabeny Naam	15:47	2-4	0-0	0-0	2	2	4	1	0	4	0	0	0	1	22	
50 Emmanuel Taban	31:43	5-11	2-4	3-4	1	1	2	3	2	15	1	2	0	1	1	46
42 Nico Majuec	11:15	0-2	0-1	0-0	0	0	0	0	0	0	0	0	0	0	15	
2 Joziah Ramos	16:08	2-10	2-5	3-3	0	0	0	0	0	0	3	1	0	2	17	
32 Leo Gerardo	18:41	2-4	1-1	0-0	1	2	3	2	5	0	1	1	0	0	22	
0 DJ Blatcha	12:45	0-2	0-0	0-0	0	0	0	2	3	0	1	0	2	1	13	
30 Eloy Medina	09:16	1-3	0-1	0-0	1	0	1	0	0	0	0	0	0	0	9	
4 Dalton Moyer	06:33	1-1	1-1	0-0	0	1	1	0	3	0	0	0	0	0	12	
1 Roberto Mendoza	05:28	0-0	0-0	0-0	0	1	1	0	0	0	0	2	0	0	7	
15 Tavaun Smith	03:42	1-3	0-2	0-0	0	1	1	0	2	0	0	0	0	0	1	
24 Tre Morinia	02:17	0-1	0-1	0-0	0	0	0	1	0	0	0	0	0	0	1	
Team					3	6				0	2					
Totals	19:57	8-22	10-12	11	17	28	25	12	56	7	20	9	4	6	48	

Technical Fouls: Coach 2nd 16:42 Ramos 2nd 15:31

Shooting By Period

1 st FG%	10-28	35.7%
3PT%	5-11	45.5%
FT%	9-10	90%
2 nd FG%	9-29	31.0%
3PT%	3-11	27.3%
FT%	1-2	50%
GM FG%	19-57	33.3%
3PT%	8-22	36.4%
FT%	10-12	83.3%

Dead Ball Rebounds: 2, 0

Wyoming - 104

Record: 1-0

NO. Name	Min	FG	3P	FT	Rebounds	Fouls	TP	AS	TO	ST	Blocks	+/-				
		M/A	M/A	M/A	OR DR TOT	PF	FD				BS BA					
5 Cam Manyawu	F 26:05	5-8	0-0	3-7	1	9	10	1	4	13	5	3	1	1	2	39
44 Caden Powell	F 25:27	2-8	0-0	1-3	1	4	5	0	3	5	3	1	0	2	0	28
1 Brendan Wenzel	G 26:23	3-5	3-4	0-0	0	3	3	2	2	9	2	1	1	0	0	26
3 Sam Griffin	G 21:02	8-9	5-5	2-3	0	2	2	0	3	23	2	3	1	0	1	33
13 Akuel Kot	G 30:07	6-10	1-4	8-8	0	1	1	3	21	6	0	0	0	0	0	47
2 Kobe Newton	12:02	3-4	3-4	1-1	0	1	1	3	1	10	0	0	0	0	0	18
15 Oleg Kojenets	21:42	5-9	0-0	1-2	4	2	6	1	3	11	0	0	0	3	1	18
24 Jacob Theodosiou	11:32	0-0	0-0	2-4	0	3	3	1	2	2	3	1	1	0	0	6
11 Kael Combs	09:07	1-2	0-1	0-0	1	1	1	0	1	2	0	0	0	0	0	7
0 Nigel Cook	13:17	2-5	1-4	1-2	1	1	2	1	1	6	0	0	0	0	0	18
31 Cort Roberson	04:16	1-2	0-1	0-0	0	0	0	1	0	2	0	0	0	0	0	5
Team					4	0	4			0	0					
Totals	36:58	13-23	19-30	11	27	38	12	23	104	22	12	7	6	4	48	

Technical Fouls: NONE

Shooting By Period

1 st FG%	18-27	66.7%
3PT%	5-10	50.0%
FT%	7-14	50%
2 nd FG%	18-31	58.1%
3PT%	8-13	61.5%
FT%	12-16	75%
GM FG%	36-58	62.1%
3PT%	13-23	56.5%
FT%	19-30	63.3%

Dead Ball Rebounds: 5, 0

Biggest lead

1 st (1 st 17:27)	49	(2 nd 1:33)
Best Scoring Run	4	(1 st 10:30)
Lead Changes	2	20
Times Tied	2	
Time with Lead	00:35	38:43

Points from Turnovers

NNM	14	28
WYO	18	42
Second Chance	11	10
Fast Breaks	3	7
Bench	21	33

Period by Period Scoring

	1st	2nd	TOT
NNM	34	22	56
WYO	48	56	104

Game 3: Wyoming 69 Saint Louis 79



Official Basketball Box Score - Final
Saint Louis at Wyoming
 11/16/23 The HTC Center, Conway
 2023-24 Men's Basketball

Game Time: 2:00 PM
 Game Duration: 2:06
 Attendance: 1,201

Officials: Koly Self, Todd Austin, KB Burdett

Saint Louis - 79

Record: 4-0

NO. Name	Min	FG	3P	FT	Rebounds	Fouls	TP	AS	TO	ST	Blocks	+/-			
		M/A	M/A	M/A	OR DR TOT	PF	FD				BS BA				
5 Tim Dalger	F 25:19	5-7	2-3	5-6	0	4	4	4	17	0	2	3	0	0	18
22 Terrence Hargrove Jr.	F 30:43	3-7	0-3	3-4	2	3	5	3	9	2	4	0	2	1	8
2 Larry Hughes II	G 24:33	2-8	1-4	3-5	0	3	3	5	8	1	2	2	0	0	10
21 Sincere Parker	G 27:49	9-18	3-5	1-2	2	6	8	1	22	1	0	2	1	1	5
24 Gibson Jimerson	G 24:41	0-1	0-0	0-0	1	1	2	0	0	1	2	0	0	0	11
7 Mike Meadows	26:17	1-2	0-0	3-3	1	4	5	2	3	5	3	1	1	0	5
0 Kellen Thames	14:30	4-4	1-1	0-0	0	2	2	0	9	0	2	1	0	0	-8
12 Bruce Zhang	09:17	1-4	0-0	0-0	1	0	1	0	2	0	1	0	2	0	-2
1 Cian Medley	16:51	2-6	1-3	2-2	0	1	1	0	2	3	0	0	0	0	1
Team					2	1	3			0	1				
Totals	27:57	8-20	17-22	8	25	33	18	20	79	11	15	13	5	2	10

Technical Fouls: NONE

Shooting By Period

1 st FG%	15-32	46.9%
3PT%	2-10	20.0%
FT%	3-3	100%
2 nd FG%	15-26	57.7%
3PT%	5-7	71.4%
FT%	10-14	71.4%
GM FG%	27-57	47.4%
3PT%	8-20	40.0%
FT%	17-22	77.3%

Dead Ball Rebounds: 3, 0

Wyoming - 69

Record: 2-1

NO. Name	Min	FG	3P	FT	Rebounds	Fouls	TP	AS	TO	ST	Blocks	+/-			
		M/A	M/A	M/A	OR DR TOT	PF	FD				BS BA				
5 Cam Manyawu	F 28:47	6-10	0-1	3-4	6	6	12	5	3	15	0	1	2	0	1
44 Caden Powell	F 27:02	5-8	0-0	7-7	7	1	8	3	8	17	2	3	1	1	0
1 Brendan Wenzel	G 36:51	0-7	0-4	6-6	4	5	9	3	6	0	1	0	0	0	-8
3 Sam Griffin	G 32:52	7-20	1-6	0-0	0	1	1	1	15	4	3	0	0	2	-11
13 Akuel Kot	G 32:05	4-18	2-9	0-0	0	2	2	2	1	10	2	8	2	0	-9
2 Kobe Newton	26:37	0-2	0-1	0-0	1	5	6	2	1	0	2	1	0	0	-1
15 Oleg Kojenets	12:58	3-5	0-0	0-0	1	2	3	1	1	6	0	2	0	1	-8
24 Jacob Theodosiou	02:49	0-1	0-0	0-0	0	0	0	1	0	0	0	0	0	0	-3
Team					3	2	5			0	0				
Totals	25:71	3-21	16-17	22	24	46	20	18	69	10	19	5	2	5	10

Technical Fouls: NONE

Shooting By Period

1 st FG%	15-32	46.9%
3PT%	2-10	20.0%
FT%	3-3	100%
2 nd FG%	10-39	25.6%
3PT%	1-11	9.1%
FT%	13-14	92.9%
GM FG%	25-71	35.2%
3PT%	3-21	14.3%
FT%	16-17	94.1%

Dead Ball Rebounds: 0, 0

Biggest lead

11 (2 nd 1:00)	10 (1 st 13:24)
Best Scoring Run	9 (1 st 3:53)
Lead Changes	2
Times Tied	2
Time with Lead	22:56

Points from Turnovers

STL	11	11
WYO	32	42
Second Chance	2	15
Fast Breaks	1	8
Bench	23	6

Period by Period Scoring

	1st	2nd	TOT
STL	34	45	79
WYO	35	34	69

Game 2: Wyoming 80 Cal Poly 66



Official Basketball Box Score - Final
Cal Poly at Wyoming
 11/11/23 Arena Auditorium, Laramie, Wyo.
 2023-24 Men's Basketball

Game Time: 7:00 PM
 Game Duration: 2:07
 Attendance: 3,826

Officials: Veme Harris, Ray Nail, Mike Littlewood

Cal Poly - 66

Record: 1-2

NO. Name	Min	FG	3P	FT	Rebounds	Fouls	TP	AS	TO	ST	Blocks	+/-
		M/A	M/A	M/A	OR DR TOT	PF	FD				BS BA	
15 Aaron Price, Jr.	F 20:49	1-3	0-1	1-2	3	1	4					

Wyoming Cowboys

Game 5: Wyoming 78 Furman 71



Official Basketball Box Score - Final
Wyoming at Furman
11/19/23 The HTC Center, Conway
2023-24 Men's Basketball

Game Time: 10:30 AM
Game Duration: 1:52
Attendance: 1,136

Officials: Les Jones, Craig Marley, Chris Hudson

Wyoming - 78

Record: 4-1

NO. Name	Min	FG	3P	FT	Rebounds	Fouls	TP	AS	TO	ST	Blocks	+	-
		M-A	M-A	M-A	OR DR TOT	PF	FD				BS BA		
5 Cam Manyawu	F 12:34	0-1	0-0	0-0	0 3 3	1	0	0	1	0	0	0	10
44 Caden Powell	F 32:59	4-6	0-0	5-6	4 9 13	2	6	3	4	2	1	4	0
1 Brendan Wenzel	F 38:55	4-8	1-2	0-0	6 6 3	4	13	2	0	2	1	0	5
3 Sam Griffin	G 35:55	11-19	4-8	0-0	1 1 1	0	28	4	5	0	0	1	13
13 Akuel Kot	G 40:00	7-17	2-5	4-4	0 3 3	2	5	20	4	2	1	0	2
2 Kobe Newton	30:44	2-6	2-6	0-0	0 1 1	4	0	6	2	1	0	0	-5
15 Oleg Kojenets	04:48	0-1	0-0	0-0	1 1 1	1	0	0	2	0	0	0	-7
11 Kael Combs	04:05	0-1	0-0	0-0	1 0 1	1	0	0	1	1	0	0	-6
Team					2 2 4			0					
Totals		28-59	12-25	10-12	8 25 33	14	16	78	18	13	4	5	3

Shooting By Period

1st FG% 14-32 43.8%
3PT% 7-15 46.7%
FT% 2-2 100%

2nd FG% 14-27 51.9%
3PT% 5-10 50.0%
FT% 8-10 80%

GM FG% 28-59 47.5%
3PT% 12-25 48.0%
FT% 10-12 83.3%

Dead Ball Rebounds: 2.0

Technical Fouls: NONE

Furman - 71

Record: 3-2

NO. Name	Min	FG	3P	FT	Rebounds	Fouls	TP	AS	TO	ST	Blocks	+	-
		M-A	M-A	M-A	OR DR TOT	PF	FD				BS BA		
13 Garrett Hian	F 16:31	2-7	0-0	0-0	2 2 4	1	4	3	2	0	1	0	-13
15 Tyrese Hughley	F 08:32	0-4	0-0	0-0	0 1 1	0	0	0	1	0	0	0	-6
0 PJay Smith	G 24:40	2-3	1-2	0-0	2 2 4	3	1	5	4	0	2	0	-9
1 JP Pegues	G 36:41	8-21	3-11	3-3	1 2 3	2	22	1	3	2	0	2	-10
5 Marcus Foster	G 32:11	6-12	1-5	5-5	1 6 7	2	6	18	0	3	2	0	-11
11 Carter Whitt	28:06	4-8	1-5	0-0	1 2 3	2	1	9	7	1	1	0	-2
21 Cooper Bowser	23:19	2-3	0-0	1-2	4 3 7	1	1	5	1	1	2	0	11
4 Ben VanderWal	17:44	1-3	1-2	0-0	2 2 4	1	1	3	1	1	0	0	1
12 Davis Molnar	12:16	2-4	1-2	0-0	1 1 2	1	1	5	0	1	2	0	-3
Team					1 2 3			0					
Totals		27-65	9-34	9-10	13 23 36	16	14	71	17	13	10	3	5

Shooting By Period

1st FG% 12-30 40.0%
3PT% 4-20 20.0%
FT% 0-0 0%

2nd FG% 15-35 42.9%
3PT% 4-14 28.6%
FT% 9-10 90%

GM FG% 27-65 41.5%
3PT% 8-34 23.5%
FT% 9-10 90.0%

Dead Ball Rebounds: 1.0

Technical Fouls: NONE

Points from Turnovers	WYO	FUR
	11	9
Paint	26	32
Second Chance	15	14
Fast Breaks	12	9
Bench	6	22

Period by Period Scoring	WYO	FUR
1st	37	41
2nd	41	78
TOT	78	71

Game 6: Wyoming 63 No. 15 Texas 86



Official Basketball Box Score - Final
Wyoming at Texas
11/26/23 Moody Center, Austin
2023-24 Men's Basketball

Game Time: 2:00 PM
Game Duration: 2:05
Attendance: 9,008

Officials: Tony Padilla, Ron Grower, Orlando Poole

Wyoming - 63

Record: 4-2

NO. Name	Min	FG	3P	FT	Rebounds	Fouls	TP	AS	TO	ST	Blocks	+	-
		M-A	M-A	M-A	OR DR TOT	PF	FD				BS BA		
5 Cam Manyawu	F 37:22	5-14	0-0	2-4	4 6 10	3	5	12	2	3	4	0	-20
44 Caden Powell	F 21:20	3-8	0-0	2-4	2 4 3	3	8	2	1	0	1	0	-18
1 Brendan Wenzel	G 38:56	5-14	2-6	0-0	1 0 1	1	5	12	0	0	0	0	-26
3 Sam Griffin	G 34:43	3-8	0-2	6-6	0 2 2	3	4	12	3	2	0	0	-21
13 Akuel Kot	G 33:38	4-10	2-5	0-0	1 1 2	0	10	0	3	0	0	0	-22
15 Oleg Kojenets	13:52	3-5	0-0	0-0	1 4 5	3	0	6	0	2	0	1	-5
11 Kael Combs	15:08	0-0	0-0	0-0	1 0 1	1	0	0	0	0	0	0	-10
24 Jacob Theodosiou	02:06	0-0	0-0	0-0	0 0 0	0	0	0	0	0	0	0	-2
31 Cort Roberson	01:51	0-0	0-0	1-2	0 1 0	1	1	0	0	0	0	0	-3
Team					3 2 3			0					
Totals		23-59	4-13	13-18	12 16 28	16	19	63	7	12	7	2	7

Shooting By Period

1st FG% 10-35 28.6%
3PT% 1-6 16.7%
FT% 5-7 71.4%

2nd FG% 13-24 54.2%
3PT% 3-7 42.9%
FT% 8-11 72.7%

GM FG% 23-59 39.0%
3PT% 4-13 30.8%
FT% 13-18 72.2%

Dead Ball Rebounds: 3.0

Technical Fouls: NONE

Texas - 86

Record: 5-1

NO. Name	Min	FG	3P	FT	Rebounds	Fouls	TP	AS	TO	ST	Blocks	+	-
		M-A	M-A	M-A	OR DR TOT	PF	FD				BS BA		
5 Kadin Shedrick	F 26:27	7-10	0-0	3-3	2 0 2	0	6	17	2	2	2	2	1
23 Dillon Mitchell	F 24:29	6-11	0-1	0-0	2 7 9	3	0	12	1	0	0	1	0
30 Brock Cunningham	F 23:58	1-3	1-1	2-2	2 6 8	3	5	2	2	3	0	0	1
3 Max Ambias	G 31:55	8-14	3-6	4-4	0 4 4	2	4	23	3	2	1	0	0
4 Tyrese Hunter	G 29:59	5-10	0-3	2-2	0 0 0	1	2	12	2	1	0	0	0
9 Itzhak Horton	24:35	4-6	2-2	1-2	0 3 3	1	2	11	2	2	1	0	0
2 Chendell Weaver	15:44	0-1	0-0	0-0	0 1 1	5	0	0	2	1	1	0	0
21 Ze'rik Onyema	11:49	2-2	0-0	0-0	3 4 7	2	0	4	0	0	0	3	-1
0 Chris Johnson	04:59	1-1	0-0	0-0	0 0 0	1	0	2	1	0	0	0	-1
22 Devon Pryor	02:06	0-1	0-0	0-0	1 0 1	0	0	0	0	0	0	0	-2
14 Alex Ananekwe	01:51	0-1	0-0	1-0	1 0 1	1	0	0	0	0	0	0	-2
12 Cole Bott	01:04	0-0	0-0	0-0	0 0 0	0	0	0	0	0	0	0	-3
13 Gavin Perryman	01:04	0-1	0-1	0-0	0 0 0	0	0	0	0	0	0	0	-3
Team					1 1 2			0					
Totals		34-61	6-15	12-13	12 26 38	19	16	86	15	14	9	7	2

Shooting By Period

1st FG% 14-28 50.0%
3PT% 5-10 50.0%
FT% 8-9 88.9%

2nd FG% 20-33 60.6%
3PT% 1-5 20.0%
FT% 4-4 100%

GM FG% 34-61 55.7%
3PT% 6-15 40.0%
FT% 12-13 92.3%

Dead Ball Rebounds: 0.0

Technical Fouls: NONE

Points from Turnovers	WYO	TEXAS
	36	42
Paint	36	42
Second Chance	9	12
Fast Breaks	4	14
Bench	9	17

Period by Period Scoring	WYO	TEXAS
1st	26	37
2nd	37	63
TOT	63	86

Game 7: Wyoming 70 Portland 81



Official Basketball Box Score - Final
Wyoming at Portland
12/01/23 Onizuka Center, Portland, Ore.
2023-24 Men's Basketball

Game Time: 6:00 PM
Game Duration: 2:15
Attendance: 1,076

Officials: Eric Curry, Nate Harris, Janetta Graham

Wyoming - 70

Record: 4-3

NO. Name	Min	FG	3P	FT	Rebounds	Fouls	TP	AS	TO	ST	Blocks	+	-
		M-A	M-A	M-A	OR DR TOT	PF	FD				BS BA		
5 Cam Manyawu	F 18:45	1-5	0-0	0-0	0 0 0	5	1	2	0	0	0	0	-13
44 Caden Powell	F 23:42	2-6	0-0	2-3	2 3 5	5	6	3	3	1	0	1	-11
1 Brendan Wenzel	G 37:23	2-8	1-3	0-1	0 6 6	2	4	5	0	1	1	1	-12
3 Sam Griffin	G 36:25	5-10	3-6	4-6	0 2 2	0	4	17	5	2	1	0	-8
13 Akuel Kot	G 34:27	4-9	1-3	6-6	1 2 3	1	5	15	3	4	3	0	-18
15 Oleg Kojenets	11:43	2-3	0-0	0-0	1 1 1	5	2	7	1	5	1	0	8
2 Kobe Newton	30:29	5-7	4-5	0-0	0 1 1	3	1	14	1	2	1	0	-8
11 Kael Combs	06:47	1-2	0-1	2-2	0 1 1	2	1	4	0	1	2	1	0
24 Jacob Theodosiou	00:19	0-0	0-0	0-0	0 0 0	0	0	0	0	0	0	0	0
Team					4 1 5			0					
Totals		22-50	9-18	17-24	7 17 24	23	23	70	13	18	10	3	5

Shooting By Period

1st FG% 11-28 39.3%
3PT% 5-11 45.5%
FT% 4-4 100%

2nd FG% 11-22 50.0%
3PT% 4-7 57.1%
FT% 13-20 65%

GM FG% 22-50 44.0%
3PT% 9-18 50.0%
FT% 17-24 70.8%

Dead Ball Rebounds: 3.0

Technical Fouls: NONE

Portland - 81

Record: 5-3

NO. Name	Min	FG	3P	FT	Rebounds	Fouls	TP	AS	TO	ST	Blocks	+	-
		M-A	M-A	M-A	OR DR TOT	PF	FD				BS BA		
23 Vasilije Vucinic	F 18:31	5-7	0-1	3-4	1 3 4	0	5	13	2	1	0	1	0
0 Vukasin Masic	G 27:33	1-4	1-2	1-2	1 1 2	2	1	4	1	3	1	0	-4
2 Tyler Robertson	G 37:40	3-7	1-3	5-									

Wyoming Cowboys

Game 9: Wyoming 78 SFA 70



Official Basketball Box Score - Final
SFA at Wyoming
 120923 Arena Auditorium, Laramie, Wyo.
 2023-24 Men's Basketball

Game Time: 2:00 PM
 Game Duration: 2:18
 Attendance: 3,584

Officials: Toby Doolittle, Mark Riggs, Kevin Raher

NO. Name	Min	FG		3P		FT		Rebounds		Fouls		TP	AS	TO	ST	Blocks		+/-
		M	A	M	A	M	A	OR	DR	PF	FD					BS	BA	
11 Chrisawn Christmas	F 15:41	0-1	0-1	1-2	0-0	2-2	3-1	1	2	0	1	0	0	1	0	0	0	4
44 Frank Staine	F 29:35	3-6	2-5	0-0	2	0	2	1	0	8	2	1	2	0	0	0	0	7
7 Jalli Beaubrun	C 08:09	1-2	0-1	0-0	0	0	0	2	2	0	0	0	0	0	0	0	0	3
6 Sadadiene Hall	G 26:52	4-7	0-0	3-5	2	3	5	1	3	11	0	2	1	0	1	0	-10	
10 Latrell Jossell	G 23:59	2-10	1-5	2-2	0	0	0	4	4	7	2	1	1	2	0	0	-7	
32 Juhlajwei Stone	15:42	4-5	0-0	0-0	0	0	0	3	1	8	0	0	0	1	0	0	0	
1 Matt Hayman	24:06	2-5	0-1	0-0	2	2	4	3	4	2	4	3	0	4	3	0	-5	
8 AJ Cajuste	23:36	5-9	1-4	2-2	0	2	2	3	2	13	0	4	4	0	0	0	4	
22 Nana Antwi-Boasiako	16:07	2-4	2-2	3-4	3	1	4	2	3	9	0	1	1	1	2	0	-7	
23 Clayton Southwick	10:42	3-7	1-2	0-0	1	1	2	0	7	1	0	1	0	1	0	0	1	
4 Kimahri Wilson	05:04	0-2	0-1	0-0	0	0	0	0	0	3	0	0	0	0	0	0	-2	
2 DaeVeon Scott	00:13	0-0	0-0	0-0	0	0	0	0	0	0	0	0	0	0	0	0	0	
14 Luke Stansbury	00:13	0-0	0-0	0-0	0	0	0	0	0	0	0	0	0	0	0	0	0	
Team																		
Totals		26:58	7:22	11:15	13	18	31	28	16	70	11	20	14	4	4	8		

Shooting By Period	
1st FG%	15-32 46.9%
3PT%	5-11 45.5%
FT%	5-6 83.3%
2nd FG%	11-26 42.3%
3PT%	2-11 18.2%
FT%	6-9 66.7%
GM FG%	26-58 44.8%
3PT%	7-22 31.8%
FT%	11-15 73.3%

Dead Ball Rebounds: 2

Technical Fouls: Coach 2nd 5:57

Wyoming - 78		Record: 6-3													
NO. Name	Min	FG	3P	FT	Rebounds	Fouls	TP	AS	TO	ST	Blocks	+/-			
5 Cam Manyawu	F 34:01	6-9	0-0	0-1	2	4	6	3	12	0	5	1	2	0	0
44 Caden Powell	F 19:54	1-3	0-0	1-2	4	6	10	5	5	3	1	1	2	0	12
1 Brendan Wenzel	G 29:59	1-5	1-4	4-4	1	3	4	2	4	7	3	2	2	0	0
3 Sam Griffin	G 36:11	5-10	3-4	10-10	1	4	0	5	23	5	7	1	0	2	7
13 Akuel Kot	G 35:44	6-15	2-4	5-6	0	1	1	3	7	19	1	2	1	0	1
2 Kobe Newton	28:49	3-5	3-4	5-6	0	1	1	2	2	14	0	1	1	0	0
15 Oleg Kojenets	12:24	0-3	0-0	0-0	2	1	3	0	0	1	0	0	1	0	-14
11 Kael Combs	02:58	0-0	0-0	0-0	0	0	0	0	0	1	0	0	0	0	1
Team															
Totals		22:50	9:16	25:29	12	21	33	16	27	78	11	20	7	4	8

Shooting By Period	
1st FG%	11-23 47.8%
3PT%	3-5 60.0%
FT%	11-12 91.7%
2nd FG%	11-27 40.7%
3PT%	6-11 54.5%
FT%	14-17 82.4%
GM FG%	22-50 44.0%
3PT%	9-16 56.3%
FT%	25-29 86.2%

Dead Ball Rebounds: 1, 0

Technical Fouls: NONE

SFA		WYO	
Biggest lead	10 (1 st 2:49)	8 (2 nd 2:05)	
Best Scoring Run	10 (1 st 15:02)	7 (1 st 17:57)	
Lead Changes	4		
Times Tied	6		
Time with Lead	26:47	09:23	

Points from		SFA		WYO	
Turnovers	19	20			
Paint	34	24			
Second Chance	14	2			
Fast Breaks	7	4			
Bench	41	14			

Period by Period Scoring		
1st	2nd	TOT
SFA 40	30	70
WYO 36	42	78

Game 10: Wyoming 71 Weber State 84



Official Basketball Box Score - Final
Weber St. at Wyoming
 121623 Arena Auditorium, Laramie, Wyo.
 2023-24 Men's Basketball

Game Time: 7:00 PM
 Game Duration: 1:54
 Attendance: 3,447

Officials: Randy McCal, DG Nelson, Ryan Holmes

Weber St. - 84		Record: 6-4													
NO. Name	Min	FG	3P	FT	Rebounds	Fouls	TP	AS	TO	ST	Blocks	+/-			
2 Dillon Jones	F 37:15	6-13	1-1	4-4	2	9	11	4	5	17	7	1	0	1	12
4 Dyrson Koehler	F 28:46	7-10	2-4	3-3	0	5	2	3	19	0	2	1	0	0	10
20 Alex Tew	C 25:17	6-8	0-0	2-2	3	1	4	3	2	14	0	2	0	0	15
0 Blaise Threatt	G 25:10	5-8	1-2	2-2	0	1	1	3	2	13	4	1	0	0	8
11 Steven Verplancken	G 36:33	5-9	2-4	4-4	2	1	3	1	1	16	2	1	1	0	7
3 KJ Cunningham	28:53	2-5	1-2	0-0	0	3	3	1	2	5	3	2	0	0	13
8 Viljami Vartiainen	15:54	0-2	0-2	0-0	1	0	1	0	0	0	0	0	0	0	-2
31 Arnaud Revaz	02:12	0-0	0-0	0-0	0	0	0	0	0	0	0	0	0	0	-2
Team															
Totals		31:55	7:15	15:15	9	20	29	15	15	84	16	9	3	0	1

Shooting By Period	
1st FG%	16-33 48.5%
3PT%	3-8 37.5%
FT%	9-9 100%
2nd FG%	15-22 68.2%
3PT%	4-7 57.1%
FT%	6-6 100%
GM FG%	31-55 56.4%
3PT%	7-15 46.7%
FT%	15-15 100.0%

Dead Ball Rebounds: 0, 0

Technical Fouls: Coach 2nd 15:47

Wyoming - 71		Record: 6-4													
NO. Name	Min	FG	3P	FT	Rebounds	Fouls	TP	AS	TO	ST	Blocks	+/-			
5 Cam Manyawu	F 28:43	1-5	0-1	0-2	5	2	7	4	3	2	1	1	0	0	0
44 Caden Powell	F 20:09	3-4	0-0	0-0	1	2	3	4	3	6	2	1	0	0	-2
1 Brendan Wenzel	G 35:23	5-8	1-3	0-0	1	4	5	4	0	11	1	0	1	1	-7
3 Sam Griffin	G 34:09	7-18	2-7	6-6	1	2	1	2	1	4	22	3	2	0	0
13 Akuel Kot	G 35:51	10-18	2-4	2-2	0	2	2	0	3	24	1	3	0	0	-9
2 Kobe Newton	29:48	2-3	2-3	0-0	1	2	3	1	1	6	0	0	2	0	-19
11 Kael Combs	13:03	0-1	0-0	0-0	0	0	0	0	0	0	0	0	0	0	-13
15 Oleg Kojenets	02:54	0-0	0-0	0-0	0	0	0	0	0	0	0	0	0	0	-4
Team															
Totals		28:57	7:18	8:10	10	15	25	16	14	71	8	10	4	1	0

Shooting By Period	
1st FG%	14-29 48.3%
3PT%	3-11 27.3%
FT%	2-2 100%
2nd FG%	14-28 50.0%
3PT%	4-7 57.1%
FT%	6-8 75%
GM FG%	28-57 49.1%
3PT%	7-18 38.9%
FT%	8-10 80.0%

Dead Ball Rebounds: 1, 0

Technical Fouls: Coach 1st 3:33

WSU		WYO	
Biggest lead	16 (2 nd 1:16)	6 (1 st 13:10)	
Best Scoring Run	10 (2 nd 18:08)	10 (2 nd 15:37)	
Lead Changes	2		
Times Tied	3		
Time with Lead	26:24	10:45	

Points from		WSU		WYO	
Turnovers	11	13			
Paint	46	34			
Second Chance	12	6			
Fast Breaks	0	0			
Bench	5	6			

Period by Period Scoring		
1st	2nd	TOT
WSU 44	40	84
WYO 33	38	71

Game 11: Wyoming 78 South Dakota State 65



Official Basketball Box Score - Final
Wyoming at South Dakota St.
 120923 Don Haskins Center, El Paso, Texas
 2023-24 Men's Basketball

Game Time: 5:00 PM
 Game Duration: 1:52

Officials: James Schipper, Casey McClain, Courtney Holmes

Wyoming - 78		Record: 7-4													
NO. Name	Min	FG	3P	FT	Rebounds	Fouls	TP	AS	TO	ST	Blocks	+/-			
33 Mason Walters	F 26:18	4-12	1-2	3-4	0	3	3	4	5	12	0	3	0	1	3
44 Caden Powell	F 25:31	2-3	0-0	4-6	0	8	8	4	3	8	2	3	1	0	-5
1 Brendan Wenzel	G 24:07	3-4	2-3	1-2	1	5	6	4	2	9	2	0	0	0	15
3 Sam Griffin	G 34:47	3-10	0-2	3-6	1	8	9	1	5	9	3	4	1	0	3
13 Akuel Kot	G 34:51	8-14	4-7	2-3	1	0	1	1	2	22	2	2	0	0	9
2 Kobe Newton	27:24	2-5	1-2	0-0	4	4	0	5	0	0	0	0	0	0	-9
5 Cam Manyawu	14:38														

Wyoming Cowboys

Game 13: Wyoming 68 No. 12/14 BYU 94



Official Basketball Box Score - Final
Wyoming at BYU
 12/30/23 Marriott Center, Provo
 2023-24 Men's Basketball

Game Time: 4:00 PM
 Game Duration: 1:47
 Attendance: 18,987

Wyoming - 68		Record: 7-6											
NO.	Name	Min	FG	3P	FT	Rebounds	Fouls	TP	AS	TO	ST	Blocks	±
			M.A.	M.A.	M.A.	OR DR TOT	PF	FD				BS BA	
33	Mason Walters	F 34:53	4-17	1-7	3-4	0 3 3	2	6	12	3	3	0 0 1	-13
44	Caden Powell	F 25:03	2-3	0-0	6-8	1 1 2	2	6	10	1	2	0 0 0	-16
1	Brendan Wenzel	G 31:37	2-9	0-4	0-0	2 3 5	1	0	4	1	2	0 0 0	-28
3	Sam Griffin	G 35:02	10-14	3-3	2-2	0 5 5	0	2	25	5	1	3 0 0	-19
13	Akuel Kot	G 36:43	4-7	2-2	0-0	0 3 3	1	1	10	1	2	0 0 0	-19
15	Oleg Kojenets	14:57	2-7	0-0	0-1	2 3 5	2	2	4	0	1	1 1 1	-10
2	Kobe Newton	12:44	1-4	1-4	0-0	0 1 1	1	0	3	1	0	1 0 0	-10
5	Cam Manyawu	05:07	0-1	0-0	0-0	0 1 1	0	0	0	0	0	0 0 0	-10
11	Kael Combs	02:41	0-1	0-0	0-0	0 0 0	0	0	0	0	0	0 0 1	-2
24	Jacob Theodosiou	01:13	0-0	0-0	0-0	0 0 0	0	0	0	0	0	0 0 0	-2
Team						5 0 5			0				
Totals			25-63	7-20	11-15	10 20 30	9	17	68	12	11	6 1 3	-26

Shooting By Period	
1 st FG%	12-28 42.9%
3PT%	2-7 28.6%
FT%	7-9 77.8%
2 nd FG%	13-35 37.1%
3PT%	5-13 38.5%
FT%	4-6 66.7%
GM FG%	25-63 39.7%
3PT%	7-20 35.0%
FT%	11-15 73.3%

Dead Ball Rebounds: 1.0

BYU - 94		Record: 12-1											
NO.	Name	Min	FG	3P	FT	Rebounds	Fouls	TP	AS	TO	ST	Blocks	±
			M.A.	M.A.	M.A.	OR DR TOT	PF	FD				BS BA	
0	Noah Waterman	F 27:36	6-11	5-10	0-0	0 8 8	0	0	17	1	1	0 0 0	6
50	Aly Khalifa	C 16:28	3-5	2-3	1-2	3 2 5	2	1	9	8	1	0 0 0	8
20	Spencer Johnson	G 20:50	1-6	1-3	0-0	1 1 2	2	2	3	2	2	1 0 0	6
21	Trevin Knell	G 22:11	7-10	3-5	0-0	2 3 5	4	1	17	2	1	1 0 0	12
30	Dallin Hall	G 26:09	3-5	1-2	0-0	0 0 0	4	1	7	6	0	1 0 0	0
2	Jaxson Roberson	27:45	5-14	0-4	0-1	2 3 5	1	0	10	2	1	4 0 1	-22
4	Atki Aly Aldi	18:02	7-10	0-0	0-0	3 5 8	0	0	14	0	1	1 0 0	20
1	Trey Stewart	09:59	1-2	1-2	1-2	0 5 5	0	1	4	1	0	0 2 0	19
15	Richie Saunders	14:50	4-6	1-3	0-0	1 2 4	3	1	9	3	0 0 0	0	20
25	Dawson Baker	10:40	2-4	0-0	0-0	1 1 2	0	0	4	2	1	1 0 0	19
12	Townsend Triple	03:04	0-0	0-0	0-0	0 2 2	0	0	0	0	1	0 0 0	-2
24	Tanner Hayhurst	01:13	0-0	0-0	0-0	0 0 0	0	0	0	0	0	0 0 0	0
51	Jared McGregor	01:13	0-0	0-0	0-0	0 0 0	0	0	0	0	1	0 0 0	0
Team						4 1 5			0				
Totals			39-73	14-32	2-4	15 31 46	17	9	94	27	9	9 3 1	26

Shooting By Period	
1 st FG%	18-36 50.0%
3PT%	7-18 38.9%
FT%	1-2 50.0%
2 nd FG%	21-37 56.8%
3PT%	7-14 50.0%
FT%	1-2 50.0%
GM FG%	39-73 53.4%
3PT%	14-32 43.8%
FT%	2-4 50.0%

Dead Ball Rebounds: 1.0

Points from		WYO		BYU	
Biggest lead	1 (1 st 15:12)	31	2 nd 6:55	18	1 st 9:03
Best Scoring Run	5 (1 st 15:12)	34	40	33	35
Lead Changes	2	11	22	44	50
Times Tied	0	4	17	44	50
Time with Lead	00:28	38:06	7	41	94

Period by Period Scoring			
1st	2nd	TOT	
WYO	33	35	68
BYU	44	50	94

Game 14: Wyoming 75 San Jose State 73



Official Basketball Box Score - Final
San Jose St. at Wyoming
 01/02/24 Arena-Auditorium, Laramie, Wyo.
 2023-24 Men's Basketball

Game Time: 6:30 PM
 Game Duration: 1:44
 Attendance: 3,388

San Jose St. - 73		Record: 7-7 (0-1)											
NO.	Name	Min	FG	3P	FT	Rebounds	Fouls	TP	AS	TO	ST	Blocks	±
			M.A.	M.A.	M.A.	OR DR TOT	PF	FD				BS BA	
5	Tibet Gorener	F 32:58	5-9	3-5	3-4	2 4 6	1	4	16	0	3	1 1 1	0
15	Trey Anderson	F 32:07	3-6	1-3	3-4	0 5 5	1	2	10	0	3	0 0 0	-6
4	Adrae Diongue	C 17:47	2-4	0-0	0-0	1 0 1	1	0	2	0	0	0 4 0	2
0	Myron Arney Jr.	G 26:48	2-8	2-6	0-0	0 4 4	3	0	6	2	1	0 0 0	-13
13	Alvaro Cardenas	G 38:42	8-13	4-5	1-2	7 9 1	3	21	4	0	1	0 0 1	0
6	Latrell Davis	11:33	0-3	0-2	0-0	1 1 1	0	0	1	1	1	0 1 0	2
21	Diogo Seixas	13:59	3-5	1-3	0-0	1 2 3	4	0	7	1	2	0 0 0	2
23	Diogo Seixas	04:54	1-1	1-1	0-0	0 0 0	0	0	3	0	0	1 0 0	-4
1	Garret Anderson	14:26	2-8	0-5	2-2	0 3 3	0	1	6	0	0	0 0 0	-1
2	Rickey Mitchell Jr.	06:46	1-2	0-1	0-0	2 1 3	2	0	2	1	0	1 0 0	-7
Team						2 2 2			0				
Totals			26-59	12-31	9-12	10 27 37	17	10	73	9	11	2 7 1	2

Shooting By Period	
1 st FG%	18-35 51.4%
3PT%	9-18 50.0%
FT%	2-2 100%
2 nd FG%	8-24 33.3%
3PT%	3-13 23.1%
FT%	7-10 70%
GM FG%	26-59 44.1%
3PT%	12-31 38.7%
FT%	9-12 75.0%

Dead Ball Rebounds: 0.0

Wyoming - 75		Record: 8-6 (1-0)											
NO.	Name	Min	FG	3P	FT	Rebounds	Fouls	TP	AS	TO	ST	Blocks	±
			M.A.	M.A.	M.A.	OR DR TOT	PF	FD				BS BA	
33	Mason Walters	F 35:41	2-5	0-1	4-4	0 5 5	1	3	8	3	1	2 0 0	6
44	Caden Powell	F 15:01	2-6	0-0	4-4	1 1 2	4	2	8	1	1	1 1 1	-6
1	Brendan Wenzel	G 34:30	1-6	0-3	0-0	1 3 4	3	1	2	0	1	0 0 1	5
3	Sam Griffin	G 36:15	10-20	2-5	1-2	0 6 6	0	1	23	2	2	1 0 2	4
13	Akuel Kot	G 33:19	4-8	2-3	4-5	1 3 4	1	5	14	2	0	1 0 1	3
15	Oleg Kojenets	19:25	5-12	0-0	8-8	2 3 5	1	4	18	0	1	0 0 2	4
2	Kobe Newton	22:58	0-0	0-0	2-2	0 3 3	0	1	2	0	0	0 0 0	-1
5	Cam Manyawu	02:51	0-0	0-0	0-0	0 0 0	0	0	0	0	0	0 0 0	-5
Team						2 2 4			0				
Totals			24-57	4-12	23-25	7 26 33	10	17	75	10	5	6 1 7	2

Shooting By Period	
1 st FG%	8-27 29.6%
3PT%	1-5 20.0%
FT%	18-19 94.7%
2 nd FG%	16-30 53.3%
3PT%	3-7 42.9%
FT%	5-6 83.3%
GM FG%	24-57 42.1%
3PT%	4-12 33.3%
FT%	23-25 92.0%

Dead Ball Rebounds: 1.0

Points from		SJS		WYO	
Biggest lead	17 (1 st 3:54)	2	2 nd 4:24	35	40
Best Scoring Run	12 (1 st 7:01)	6	1 st 16:08	35	40
Lead Changes	3	12	7	35	40
Times Tied	5	0	6	35	40
Time with Lead	34:12	00:40	18	20	75

Period by Period Scoring			
1st	2nd	TOT	
SJS	47	26	73
WYO	35	40	75

Game 15: Wyoming 60 RV/RV New Mexico 77



Official Basketball Box Score - Final
Wyoming at New Mexico
 01/06/24 The Pit, Albuquerque, NM
 2023-24 Men's Basketball

Game Time: 8:00 PM
 Game Duration: 2:00
 Attendance: 12,611

Wyoming - 60		Record: 9-7 (1-1)											
NO.	Name	Min	FG	3P	FT	Rebounds	Fouls	TP	AS	TO	ST	Blocks	±
			M.A.	M.A.	M.A.	OR DR TOT	PF	FD				BS BA	
33	Mason Walters	F 24:00	4-10	1-3	1-3	1 4 5	3	4	10	3	3	0 0 1	2
44	Caden Powell	F 19:34	3-3	0-0	0-0	1 4 5	5	1	6	0	2	0 1 0	-1
1	Brendan Wenzel	G 40:00	1-6	0-2	3-4	2 4 6	2	3	5	2	3	1 0 0	-17
3	Sam Griffin	G 38:36	5-16	1-9	7-7	1 5 6	1	5	18	3	6	1 0 0	-16
13	Akuel Kot	G 31:38	2-7	1-4	0-0	0 2 2	1	2	5	1	5	0 1 1	-7
5	Cam Manyawu	23:36	4-5	0-0	3-5	4 5 9	3	4	11	0	2	1 1 0	-23
15	Oleg Kojenets	07:12	1-1	0-0	0-0	1 0 1	0	0	2	0	2	0 0 0	-5
2	Kobe Newton	15:24	1-3	1-3	0-0	0 0 0	2	0	3	0	0	0 0 0	-18
Team						2 3 5			0				
Totals			21-51	4-21	14-19	12 27 39	18	19	60	9	23</		

Wyoming Cowboys

Game 17: Wyoming 68 Fresno State 67



Official Basketball Box Score - Final
Fresno St. at Wyoming
 01/13/24 Arena Auditorium, Laramie, Wyo.
 2023-24 Men's Basketball

Game Time: 2:00 PM
 Game Duration: 1:58
 Attendance: 3,763

Officials: David Hall, Eric Curry, Brad Ferris

Fresno St. - 67		Record: 7-9 (0-3)											
NO.	Name	Min	FG	3P	FT	Rebounds	Fouls	TP	AS	TO	ST	Blocks	+/-
			M/A	M/A	M/A	OR DR TOT	PF					BS BA	
35	Eduardo Andre	F	22:06	2-4	0-0	0-0	1-1	2-3	1-4	1-1	1-1	1-1	-7
13	Enoch Boskye	C	24:32	3-4	0-0	1-3	3-6	4-5	7-0	3-0	2-0	0-0	9
3	Isiah Hill	G	27:22	4-11	1-5	0-0	5-5	1-0	9-2	2-2	0-0	0-0	-12
21	Isaiah Pope	G	34:43	6-12	3-4	0-1	1-6	7-2	2-15	3-1	2-0	1-1	-1
53	Xavier DuSell	G	27:48	3-6	3-6	1-2	0-2	3-2	10-0	0-0	1-0	0-0	10
2	Leo Colimero	G	27:09	2-6	0-2	2-3	4-1	5-3	3-6	1-0	0-1	0-0	-13
0	Donavan Yap Jr.		24:22	5-10	2-5	0-1	1-2	2-2	1-12	3-1	1-1	0-0	0
5	Jalen Weaver	G	11:58	2-7	0-3	0-0	1-1	2-1	1-4	0-1	1-0	1-1	9
Team						0	0	0	0	0	0	0	
Totals			27:60	9:25	4:10	10	21	31	19	15	67	10	3

Shooting By Period	
1st FG%	14-30 46.7%
3PT%	3-12 25.0%
FT%	4-8 50%
2nd FG%	13-30 43.3%
3PT%	6-13 46.2%
FT%	4-6 66.7%
GM FG%	27-60 45.0%
3PT%	9-25 36.0%
FT%	4-10 40.0%

Dead Ball Rebounds: 2, 0

Technical Fouls: NONE

Wyoming - 68		Record: 8-8 (3-2)											
NO.	Name	Min	FG	3P	FT	Rebounds	Fouls	TP	AS	TO	ST	Blocks	+/-
			M/A	M/A	M/A	OR DR TOT	PF					BS BA	
33	Mason Walters	F	31:03	1-6	0-2	5-6	2-2	4-4	4-7	3-0	0-0	1-0	1
44	Caden Powell	F	14:59	0-2	0-0	2-2	3-4	7-2	2-1	2-1	0-0	1-1	4
1	Brendan Wenzel	G	36:21	6-12	3-5	2-2	1-7	8-1	4-17	0-0	2-1	0-0	0
3	Sam Griffin	G	38:06	6-17	3-8	1-4	2-1	3-3	16-4	0-0	0-0	0-0	1
13	Akuel Kot	G	33:53	5-8	2-4	0-0	4-4	2-4	12-2	5-1	0-0	0-0	10
2	Kobe Newton	G	09:35	1-1	1-1	0-0	2-2	1-1	3-0	0-0	0-0	0-0	4
15	Oleg Kojenets	G	10:10	2-3	0-0	1-2	1-0	1-1	5-0	4-0	0-0	0-0	8
5	Cam Manyawu	G	23:48	3-4	0-0	1-1	2-4	6-3	1-6	2-1	0-0	0-0	5
11	Kael Combs	G	02:05	0-1	0-0	0-0	1-1	0-0	0-0	0-0	0-0	1-3	
Team						1	2	3	0	1	0	0	
Totals			24:54	9:20	11:17	12	27	39	15	19	68	13	3

Shooting By Period	
1st FG%	9-25 36.0%
3PT%	3-9 33.3%
FT%	7-11 63.6%
2nd FG%	15-29 51.7%
3PT%	6-11 54.5%
FT%	4-6 66.7%
GM FG%	24-54 44.4%
3PT%	9-20 45.0%
FT%	11-17 64.7%

Dead Ball Rebounds: 3, 0

Technical Fouls: NONE

Points from		FSU		WYO	
Turnovers	20	5			
Paint	34	26			
Second Chance	12	15			
Fast Breaks	7	5			
Bench	22	14			

Period by Period Scoring		
1st	2nd	TOT
FSU 35	32	67
WYO 28	40	68

Game 18: Wyoming 98 RV/RV Nevada 93



Official Basketball Box Score - Final
Nevada at Wyoming
 01/20/24 Arena Auditorium, Laramie, Wyo.
 2023-24 Men's Basketball

Game Time: 5:30 PM
 Game Duration: 2:09
 Attendance: 4,136

Officials: Randy Richardson, Lewis Garrison, Ray Ames

Nevada - 93		Record: 15-4 (2-3)											
NO.	Name	Min	FG	3P	FT	Rebounds	Fouls	TP	AS	TO	ST	Blocks	+/-
			M/A	M/A	M/A	OR DR TOT	PF					BS BA	
4	Tre Coleman	F	34:57	8-14	4-8	3-3	2-3	5-1	3-23	4-4	4-0	1-0	-7
11	Nick Davidson	F	27:59	7-12	2-4	3-6	2-3	5-4	5-19	0-0	0-2	1-1	11
42	K.J. Hymes	F	09:22	3-4	0-0	1-3	3-6	5-4	1-0	0-1	0-2	1-1	-1
2	Jarod Lucas	G	34:08	7-13	3-5	3-4	0-0	0-1	3-20	0-0	1-0	0-0	0
13	Kenan Blackshear	G	37:00	3-12	1-4	2-5	1-2	3-3	4-9	8-2	1-0	0-0	-3
20	Daniel Foster	G	16:23	1-3	0-2	0-0	2-3	5-1	2-3	1-0	1-0	0-0	0
23	Jazz Gardner	G	04:20	0-0	0-0	0-0	1-0	1-1	0-0	0-0	0-0	0-0	-6
0	Hunter McIntosh	G	09:48	0-1	0-1	0-0	0-0	1-1	3-0	0-0	1-0	0-0	-1
3	Tyler Polkson	G	11:51	2-5	1-3	0-0	1-0	1-3	0-5	2-0	1-0	0-0	10
33	Tylan Pope	G	11:19	4-5	0-1	0-1	2-1	3-1	1-8	0-0	1-1	0-0	16
12	Jarrah Coleman	G	02:54	0-0	0-0	0-0	1-0	1-0	0-0	0-0	0-0	0-0	-2
Team						2	1	3	0	0	0	0	
Totals			35:69	11:26	12:22	17	17	34	27	21	93	18	8

Shooting By Period	
1st FG%	15-37 40.5%
3PT%	5-17 29.4%
FT%	2-5 40%
2nd FG%	20-32 62.5%
3PT%	6-11 54.5%
FT%	10-17 58.8%
GM FG%	35-69 50.7%
3PT%	11-28 39.3%
FT%	12-22 54.5%

Dead Ball Rebounds: 1, 0

Technical Fouls: NONE

Wyoming - 98		Record: 10-8 (3-2)											
NO.	Name	Min	FG	3P	FT	Rebounds	Fouls	TP	AS	TO	ST	Blocks	+/-
			M/A	M/A	M/A	OR DR TOT	PF					BS BA	
33	Mason Walters	F	30:03	2-3	0-0	7-10	3-5	8-2	6-11	1-3	1-0	0-0	-3
44	Caden Powell	F	18:38	2-5	0-0	1-2	1-0	1-5	3-5	2-0	0-2	1-5	
1	Brendan Wenzel	G	39:36	5-8	3-5	6-7	1-6	7-4	4-19	4-0	1-0	1-6	6
3	Sam Griffin	G	38:00	6-13	4-9	6-6	0-6	6-0	3-26	7-1	0-0	0-8	8
13	Akuel Kot	G	36:03	7-11	5-8	1-2	0-1	1-1	2-12	3-3	1-0	1-8	8
15	Oleg Kojenets	G	10:23	3-5	0-0	0-0	1-2	2-2	6-0	1-1	0-0	1-7	7
5	Cam Manyawu	G	15:17	1-4	0-0	4-7	0-4	4-5	7-6	0-2	1-0	2-2	2
11	Kael Combs	G	12:00	2-3	1-1	0-1	2-2	4-1	1-5	0-0	1-0	1-8	8
Team						1	2	0	0	0	0	0	
Totals			30:52	13:23	25:35	9	26	35	21	27	98	17	11

Shooting By Period	
1st FG%	15-26 57.7%
3PT%	9-14 64.3%
FT%	16-21 76.2%
2nd FG%	15-26 57.7%
3PT%	8-12 66.7%
FT%	16-21 76.2%
GM FG%	30-52 57.7%
3PT%	13-23 56.5%
FT%	25-35 71.4%

Dead Ball Rebounds: 6, 0

Technical Fouls: NONE

Points from		UNR		WYO	
Turnovers	14	10			
Paint	40	30			
Second Chance	18	11			
Fast Breaks	8	6			
Bench	15	17			

Period by Period Scoring		
1st	2nd	TOT
UNR 37	56	93
WYO 44	54	98

Game 19: Wyoming 65 at RV/RV San Diego St. 81



Official Basketball Box Score - Final
Wyoming at San Diego State
 01/23/24 Devo Fisher Court at Vieja Arena, San Diego
 2023-24 Men's Basketball

Game Time: 6:05 PM
 Game Duration: 1:48
 Attendance: 12,414

Officials: Tony Padilla, Verne Harris, Doug Shows

Wyoming - 65		Record: 10-9 (3-3)											
NO.	Name	Min	FG	3P	FT	Rebounds	Fouls	TP	AS	TO	ST	Blocks	+/-
			M/A	M/A	M/A	OR DR TOT	PF					BS BA	
33	Mason Walters	F	30:51	7-15	0-2	4-4	3-2	5-4	4-18	2-3	0-0	0-3	-12
44	Caden Powell	F	18:54	1-3	0-0	0-0	1-3	4-4	2-1	1-0	0-0	1-1	4
1	Brendan Wenzel	G	38:17	0-8	0-6	5-6	1-7	8-6	5-0	3-0	0-0	1-17	
3	Sam Griffin	G	40:00	8-16	5-8	1-1	0-5	5-0	3-22	3-3	0-0	0-16	
13	Akuel Kot	G	40:00	6-14	4-9	0-0	4-4	2-0	16-0	1-0	1-1	1-16	
15	Oleg Kojenets	G	10:42	0-0	0-0	0-0	1-1	4-0	0-0	1-1	0-0	0-9	
5	Cam Manyawu	G	19:33	1-1	0-0	0-0	3-2	5-1	2-2	1-2	1-0	0-0	-12
11	Kael Combs	G	01:43	0-0	0-0	0-0	0-1	1-0	0-0	0-0	0-0	0-0	1
Team						2	4	6	0	1	0	0	
Totals			23:57	9:25	10:11	10	29	39	14	15	65	8	15

Shooting By Period	
1st FG%	12-26 46.2%
3PT%	4-9 44.4%
FT%	4-4 100%
2nd FG%	11-31 35.5%
3PT%	5-16 31.3%
FT%	6-7 85.7%
GM FG%	23-57 40.4%
3PT%	9-25 36.0%
FT%	10-11 90.9%

Dead Ball Rebounds: 1, 1

Technical Fouls: NONE

Wyoming Cowboys

Game 21: Wyoming 83 at Air Force 72



Official Basketball Box Score - Final
Wyoming at Air Force
 01/30/24 Clune Arena, U.S. Air Force Academy
 2023-24 Men's Basketball

Game Time: 7:00 PM
 Game Duration: 1:41
 Attendance: 1,888

Officials: Dreire Carr, Jason Garrison, James Schipper

Wyoming - 83		Record: 12-9 (5-3)										Shooting By Period			
NO. Name	Min	FG	3P	FT	Rebounds	Fouls	TP	AS	TO	ST	Blocks	+	-	1st	2nd
		M.A.	M.A.	M.A.	OR DR TOT	PF FD					BS BA			FG%	FG%
33 Mason Walters	F 33:33	8-12	0-0	6-7	3 4 7	5 5	22	3 6	1 0	0 0	0 0	0	0	1st FG% 14-27 51.9%	
44 Caden Powell	F 25:59	2-4	0-0	0-0	0 2 2	1 3	4	3 0	0 0	0 0	0 10	0	0	3PT% 5-9 55.6%	
11 Brendan Wenzel	G 40:00	6-8	0-0	7-8	0 2 2	1 5	25	1 1	1 0	0 0	11	0	0	FT% 1-3 33.3%	
3 Sam Griffin	G 29:51	2-4	0-0	1 3 4	0 0 0	0 0	8	3 1	0 0	0 0	0	0	0	2nd FG% 14-23 60.9%	
13 Akuel Kot	G 40:00	7-17	4-7	2-2	0 3 3	0 2	20	5 0	0 0	2 11	0	0	0	3PT% 7-10 70.0%	
5 Cam Manyawu	19:33	2-3	0-0	0-0	2 5 7	2 1 4	1	0 0	0 0	0 0	11	0	0	FT% 14-15 93.3%	
11 Kael Combs	11:04	1-2	0-0	0-1	0 2 2	2 1 4	2	0 0	0 0	0 1	12	0	0	GM FG% 28-50 56.0%	
Team					1 2 3		0	1						3PT% 15-18 83.3%	
Totals		28-50	12-19	15-18	7 23 30	11 17	83	16 9	2 0	3 11				FT% 15-18 83.3%	



Official Basketball Box Score - Final
Wyoming at UNLV
 02/03/24 Thomas & Mack Center, Las Vegas
 2023-24 Men's Basketball

Game Time: 5:00 PM
 Game Duration: 1:50
 Attendance: 3,401

Officials: Michael Irving, Dary Gelinas, Kristyne Esparza

Wyoming - 48		Record: 12-10 (5-4)										Shooting By Period			
NO. Name	Min	FG	3P	FT	Rebounds	Fouls	TP	AS	TO	ST	Blocks	+	-	1st	2nd
		M.A.	M.A.	M.A.	OR DR TOT	PF FD					BS BA			FG%	FG%
33 Mason Walters	F 37:03	2-6	0-1	2-3	2 11 13	1 2	6	3 1	0 0	2 14	0	0	0	1st FG% 9-28 32.1%	
44 Caden Powell	F 20:05	1-2	0-0	0-0	3 2 5	3 4	2	1 2	0 1	0 0	10	0	0	3PT% 3-16 18.8%	
11 Brendan Wenzel	G 40:00	4-4	3-9	1-2	1 2 3	1 2	12	1 1	0 0	2 14	0	0	0	FT% 2-2 100%	
3 Sam Griffin	G 34:52	3-11	1-6	2-2	0 4 4	0 1	9	0 5	0 0	0 9	0	0	0	2nd FG% 9-24 37.5%	
13 Akuel Kot	G 38:36	3-12	0-8	0-0	1 1 2	3 1	6	1 2	0 0	2 0	0	0	0	3PT% 1-9 11.1%	
5 Oleg Kojenets	03:24	0-2	0-0	0-0	1 1 0	0 0	0	0 0	0 0	0 2	0	0	0	FT% 6-10 60%	
15 Cam Manyawu	19:28	5-6	0-1	3-5	6 9 3	4 13	2	1 0	0 0	0 4	0	0	0	GM FG% 18-52 34.6%	
11 Kael Combs	06:32	0-0	0-0	0-0	1 0 1	0 1	0	1 0	0 0	0 0	0	0	0	3PT% 4-25 16.0%	
Team					2 2 4		0	2						FT% 8-12 66.7%	
Totals		18-52	4-25	8-12	13 29 42	11 15	48	9 14	0 3	6 14				Dead Ball Rebounds: 2.0	

Air Force - 72		Record: 8-12 (1-7)										Shooting By Period			
NO. Name	Min	FG	3P	FT	Rebounds	Fouls	TP	AS	TO	ST	Blocks	+	-	1st	2nd
		M.A.	M.A.	M.A.	OR DR TOT	PF FD					BS BA			FG%	FG%
14 Beau Becker	F 34:20	0-6	0-3	3-4	1 5 6	1 3 3	2	0 0	0 0	0 0	0 0	0	0	1st FG% 14-25 56.0%	
31 Rylys Petrallis	F 30:32	5-8	0-2	1-2	0 4 4	2 4 11	5	2 2	0 0	0 0	0 0	0	0	3PT% 8-18 44.4%	
5 Ethan Taylor	G 36:52	4-9	1-5	2-2	2 1 3	4 1 11	4	3 2	1 0	0 0	0 0	0	0	FT% 0-0 0%	
23 Kellan Boylan	G 38:30	11-16	1-4	1-2	0 2 2	5 1 32	3	1 0	1 0	0 0	0 0	0	0	2nd FG% 12-27 44.4%	
24 Jeffrey Mills	G 39:22	4-7	1-3	0-0	0 3 3	2 1 9	4	1 0	0 0	0 0	0 0	0	0	3PT% 5-15 33.3%	
11 Byron Brown	13:06	2-4	0-1	0-0	1 0 1	1 0 6	0	1 0	0 0	0 0	0 0	0	0	FT% 7-10 70.0%	
3 Luke Kearney	05:40	0-1	0-0	0-0	0 0 0	2 0 0	0	0 0	1 0	0 0	0 0	0	0	GM FG% 26-52 50.0%	
13 Chase Beasley	01:39	0-1	0-0	0-0	0 0 0	0 0 0	0	0 0	0 0	0 0	0 0	0	0	3PT% 13-33 39.4%	
Team					1 2 0		0	0						FT% 7-10 70.0%	
Totals		26-52	13-33	7-10	5 16 21	17 10	72	18 9	4 3	0 0	0 0	0	0	Dead Ball Rebounds: 1.0	

UNLV - 62		Record: 15-9 (5-4)										Shooting By Period			
NO. Name	Min	FG	3P	FT	Rebounds	Fouls	TP	AS	TO	ST	Blocks	+	-	1st	2nd
		M.A.	M.A.	M.A.	OR DR TOT	PF FD					BS BA			FG%	FG%
5 Rob Whaley Jr.	F 27:37	3-6	0-1	2-4	0 8 8	4 5 8	0	1 0	1 0	2 1	13	0	0	1st FG% 12-30 40.0%	
10 Kaleb Boone	F 16:30	0-6	0-0	0-0	2 1 3	4 0 0	2	1 1	2 0	0 0	0 0	0	0	3PT% 4-11 36.4%	
20 Keylan Boone	F 35:38	6-15	2-8	0-4	2 5 7	2 5 14	4	1 2	0 0	0 12	0	0	0	FT% 3-6 50%	
11 Deyan Thomas Jr.	G 29:29	5-10	2-4	2-2	0 3 3	2 1 14	5	1 4	0 0	0 5	0	0	0	2nd FG% 13-27 48.1%	
15 Luis Rodriguez	G 36:18	5-10	2-3	0-0	3 2 5	1 0 12	1	0 1	0 0	0 11	0	0	0	3PT% 4-9 44.4%	
0 Isaiah Cottrell	06:21	0-1	0-1	0-0	0 0 0	0 0 0	0	0 0	0 0	0 0	0 0	0	0	FT% 1-4 25%	
13 Brooklyn Hicks	18:54	3-5	1-1	0-0	1 1 2	0 0 7	1	0 1	0 0	0 1	0	0	0	GM FG% 25-57 43.9%	
22 Karl Jones	13:38	0-0	0-0	0-0	0 3 3	1 0 0	0	0 0	0 0	0 0	0 0	0	0	3PT% 8-20 40.0%	
24 Jackie Johnson III	15:35	3-4	1-2	0-0	0 1 1	0 0 0	0	0 0	0 0	0 0	0 0	0	0	FT% 4-10 40.0%	
Team					0 1 1		0	0						Dead Ball Rebounds: 1.0	
Totals		25-57	8-20	4-10	8 23 31	15 11	62	14 4	10 6	3 14				Dead Ball Rebounds: 2.0	

WYO		AF		Points from		Turnovers		Period by Period Scoring	
Biggest lead	15 (2nd 4:10)	8 (1st 15:59)	Paint	26	22	WYO	34	49	83
Best Scoring Run	16 (2nd 9:53)	7 (1st 15:59)	Second Chance	9	7	AF	36	36	72
Lead Changes	12		Fast Breaks	15	4				
Times Tied	3		Bench	6	6				
Time with Lead	19:24	17:24							

WYO		UNLV		Points from		Turnovers		Period by Period Scoring	
Biggest lead	4 (1st 17:37)	23 (2nd 11:19)	Paint	24	32	WYO	23	25	48
Best Scoring Run	10 (2nd 7:47)	11 (2nd 13:02)	Second Chance	9	11	UNLV	31	31	62
Lead Changes	1		Fast Breaks	2	9				
Times Tied	2		Bench	13	14				
Time with Lead	03:46	34:56							

Game 23: Wyoming 73 vs. No. 25 New Mexico 91



Official Basketball Box Score - Final
New Mexico at Wyoming
 02/06/24 Arena Auditorium, Laramie, Wyo.
 2023-24 Men's Basketball

Game Time: 6:30 PM
 Game Duration: 1:46
 Attendance: 3,085

Officials: Verne Harris, Gregory Nixon, Michael Reed

New Mexico - 91		Record: 19-4 (7-3)										Shooting By Period			
NO. Name	Min	FG	3P	FT	Rebounds	Fouls	TP	AS	TO	ST	Blocks	+	-	1st	2nd
		M.A.	M.A.	M.A.	OR DR TOT	PF FD					BS BA			FG%	FG%
15 JT Toppin	F 29:42	5-11	1-3	0-0	6 7 13	1 1	11	1 0	2 1	0 0	23	0	0	1st FG% 15-32 46.9%	
23 Nelly Joseph	F 25:14	2-4	0-0	4-5	3 7 10	1 4	8	1 4	0 0	1 0	0	0	0	3PT% 5-14 35.7%	
2 Donovan Dent	G 36:35	8-13	1-3	2-4	0 6 6	1 2 19	7	3 2	1 0	0 16	0	0	0	FT% 5-6 83.3%	
5 Jamal Mashburn, Jr.	G 27:43	4-10	2-4	5-6	0 3 3	3 4	15	2 0	0 0	0 0	14	0	0	2nd FG% 17-39 43.6%	
10 Jaalen House	G 34:31	6-15	4-10	1-1	2 6 8	1 1	17	4 2	1 0	0 0	22	0	0	3PT% 8-21 38.1%	
3 Tru Washington	08:06	1-3	0-2	0-0	0 1 1	3 0 2	0	1 0	1 0	0 0	0	0	0	FT% 9-12 75%	
22 Mustapha Amzil	23:24	4-11	3-9	2-2	1 1 2	4 4	2	13	0 0	1 0	0 0	0	0	GM FG% 32-71 45.1%	
0 Jemar Baker Jr.	13:05	2-3	2-3	0-0	0 1 1	1 0 0	6	1 0	0 0	0 0	11	0	0	3PT% 13-35 37.1%	
12 Isaac Mushila	01:40	0-1	0-1	0-0	0 0 0	0 0 0	0	0 0	0 0	0 0	0 0	0	0	FT% 14-18 77.8%	
Team					1 6 7		0	0						Dead Ball Rebounds: 1.0	
Totals		32-71	13-35	14-18	13 38 51	15 14	91	16 11	7 3	0 18				Dead Ball Rebounds: 1.0	



Official Basketball Box Score - Final
Utah St. at Wyoming
 02/14/24 Arena Auditorium, Laramie, Wyo.
 2023-24 Men's Basketball

Game Time: 8:00 PM
 Game Duration: 2:01
 Attendance: 3,401

Officials: Gerry Pollard, Brooks Wells, Amy Bonner

Utah St. - 84		Record: 21-4 (9-3)										Shooting By Period			
NO. Name	Min	FG	3P	FT	Rebounds	Fouls	TP	AS	TO	ST	Blocks	+	-	1st	2nd
		M.A.	M.A.	M.A.	OR DR TOT	PF FD					BS BA			FG%	FG%
1 Great Osobor	F 31:22	4-6	0-0	2-6	1 3 4	2 5 10	1	1 3	1 4	0 0	1	0	0	1st FG% 16-30 53.3%	
20 Isaac Johnson	C 19:18	3-6	1-3	0-1	1 0 1	0 3 1	7	0 0	0 0	2 0					

Wyoming Cowboys

Game 25: Wyoming 80 San Jose State 75

Official Basketball Box Score - Final
Wyoming at San Jose St.
 02/20/24 Provost Credit Union Event Center, San Jose
 2023-24 Men's Basketball

Game Time: 7:00 PM
 Game Duration: 1:47
 Attendance: 1,891

Officials: Randy Heimerman, Doug Sturdvan, James Ford

Wyoming - 80													Record: 13-12 (6-6)														
NO.	Name	Min	FG	3P	FT	Rebounds	Fouls	TP	AS	TO	ST	Blocks	+/-	Shooting By Period													
			M	M	M	OR	DR	PF				BS	BA	1st	2nd	3rd	4th	OT	TOT	1st	2nd	3rd	4th	OT	TOT		
33	Mason Walters	F	30:19	7-12	0-0	4-5	2	5	7	4	4	18	2	2	0	0	1	11	1	1	1	1	1	1	1	1	
44	Caden Powell	F	27:33	3-3	0-0	0-2	2	3	5	3	7	6	1	2	0	0	0	0	0	0	5	3PT%	2-12	16.7%	FT%	7-10	70%
1	Brendan Wenzel	G	36:57	4-10	3-7	0-0	0	3	3	2	1	11	2	0	1	0	1	4	1	4	2nd FG%	14-25	56.0%	3PT%	3-7	42.9%	
3	Sam Griffin	G	38:29	6-15	3-10	6-6	0	7	2	3	21	3	1	1	0	0	1	6	1	6	FT%	6-9	66.7%	GM FG%	20-48	41.7%	
13	Akuel Kot	G	27:23	7-10	4-5	2-2	0	5	5	1	20	2	2	0	0	0	0	13	1	2	3PT%	5-9	55.6%	FT%	13-19	68.4%	
5	Cam Manyawu	G	12:48	0-0	0-0	0-0	1	1	2	3	0	0	1	1	0	0	0	0	0	0	GM FG%	29-56	51.8%	3PT%	10-23	43.5%	
15	Oleg Kojenets	03:51	1-1	0-0	0-0	0	1	1	2	0	0	0	0	0	0	0	0	2	1	FT%	12-15	80.0%	FT%	11-15	73.3%		
11	Kael Combs	10:55	0-3	0-1	0-0	1	1	2	0	0	0	0	0	0	0	0	0	0	0	0	Dead Ball Rebounds: 1.0						
22	Kenny Foster	11:45	1-2	0-0	0-0	1	1	2	0	2	1	1	0	0	0	0	0	0	0	0							
Team																											
Totals			29-56	10-23	12-15	9	28	37	17	16	80	12	13	3	1	3	5										

San Jose St. - 75

Record: 9-17 (2-11)

NO.	Name	Min	FG	3P	FT	Rebounds	Fouls	TP	AS	TO	ST	Blocks	+/-	Shooting By Period												
			M	M	M	OR	DR	PF				BS	BA	1st	2nd	3rd	4th	OT	TOT	1st	2nd	3rd	4th	OT	TOT	
5	Tibet Gorener	F	32:05	3-10	0-4	3-3	2	0	2	1	3	9	1	3	0	0	1	0	0	1	1st FG%	10-26	38.5%	3PT%	3-10	30.0%
15	Trey Anderson	F	32:22	3-7	1-4	2-2	0	1	1	4	2	9	1	1	1	0	0	0	0	0	2nd FG%	6-10	60%	3PT%	7-8	87.5%
23	Diogo Seixas	F	05:30	0-0	0-0	0-0	0	0	0	0	0	0	0	0	0	0	0	0	0	0	FT%	8-22	36.4%	GM FG%	27-56	48.2%
0	Myron Arney Jr.	G	36:21	7-16	3-5	2-2	0	3	3	1	4	19	6	1	4	0	0	0	0	0	3PT%	5-12	41.7%	FT%	7-8	87.5%
2	Rickey Mitchell Jr.	G	24:35	3-7	1-3	0-0	1	1	1	1	0	7	2	0	0	0	0	0	0	0	GM FG%	27-56	48.2%	3PT%	8-22	36.4%
4	Adraime Diongue	G	21:12	3-4	0-0	1-2	0	7	7	3	2	7	1	1	2	0	0	0	0	0	FT%	13-18	72.2%	FT%	13-20	65.0%
1	Garrett Anderson	G	14:12	1-4	1-3	0-0	0	0	0	0	0	3	1	1	0	0	0	0	0	0	Dead Ball Rebounds: 1.0					
6	Latrell Davis	G	20:34	7-8	2-3	4-5	0	2	2	3	20	0	0	0	0	0	0	0	0	0						
20	Christian Wise	G	13:09	0-0	0-0	1-4	2	2	4	1	3	1	0	1	0	1	0	0	0	0						
Team																										
Totals			27-56	8-22	13-18	5	20	25	16	17	75	12	9	7	3	1	5									

Technical Fouls: NONE

Points from	WYO	SJSU	Turnovers	WYO	SJSU
Biggest lead	15 (1 st 0:48)	0 (1 st 20:00)	Paint	25	36
Best Scoring Run	8 (1 st 12:39)	8 (2 nd 17:21)	Second Chance	8	10
Lead Changes	0	0	Fast Breaks	4	13
Times Tied	2	0	Bench	4	31
Time with Lead	38:54	00:00			

Game 26: Wyoming 58 at RV/RV Nevada 76

Official Basketball Box Score - Final
Wyoming at Nevada
 02/20/24 Lavin Center, Reno
 2023-24 Men's Basketball

Game Time: 8:00 PM
 Game Duration: 1:55
 Attendance: 8,604

Officials: Eric Curry, John Hampton, Mike Littlewood

Wyoming - 58													Record: 13-13 (6-7)													
NO.	Name	Min	FG	3P	FT	Rebounds	Fouls	TP	AS	TO	ST	Blocks	+/-	Shooting By Period												
			M	M	M	OR	DR	PF				BS	BA	1st	2nd	3rd	4th	OT	TOT	1st	2nd	3rd	4th	OT	TOT	
33	Mason Walters	F	27:02	3-8	0-1	5-7	0	2	2	3	5	11	2	2	1	0	2	2	1	0	2	2	2	1	0	2
44	Caden Powell	F	14:52	1-3	0-0	0-0	0	0	0	2	3	0	2	0	0	0	0	0	0	0	1st FG%	6-23	26.1%	3PT%	2-12	16.7%
1	Brendan Wenzel	G	36:55	6-9	3-6	2-2	0	4	4	0	4	17	1	4	1	0	0	0	0	0	2nd FG%	14-25	56.0%	3PT%	3-7	42.9%
3	Sam Griffin	G	31:22	2-9	1-4	1-2	0	2	2	1	1	6	3	1	0	0	0	0	0	0	FT%	6-9	66.7%	GM FG%	20-48	41.7%
13	Akuel Kot	G	33:00	7-9	0-5	3-4	1	2	3	3	3	3	1	2	0	0	0	0	0	0	3PT%	5-9	55.6%	FT%	13-19	68.4%
5	Cam Manyawu	G	30:07	5-5	0-0	2-4	3	9	12	4	4	12	1	1	0	0	0	0	0	0	GM FG%	29-56	51.8%	3PT%	10-23	43.5%
15	Oleg Kojenets	07:21	0-1	0-0	0-0	0	4	4	1	0	0	0	0	0	0	0	0	0	0	1	FT%	12-15	80.0%	FT%	11-15	73.3%
22	Kenny Foster	04:40	0-1	0-0	0-0	0	0	0	0	0	0	0	0	0	0	0	0	0	0	0						
11	Kael Combs	12:07	3-5	1-2	0-0	1	1	1	0	1	7	0	1	0	0	0	0	0	0	0	Dead Ball Rebounds: 3.0					
24	Jacob Theodosiou	11:47	0-0	0-0	0-0	0	0	0	0	0	0	0	0	0	0	0	0	0	0	0						
31	Cort Roberson	01:17	0-0	0-0	0-0	0	0	0	0	0	0	0	0	0	0	0	0	0	0	0						
Team																										
Totals			20-48	5-19	13-19	8	28	36	17	18	58	9	15	3	0	4	0	0	0	0						

Nevada - 76

Record: 21-6 (8-5)

NO.	Name	Min	FG	3P	FT	Rebounds	Fouls	TP	AS	TO	ST	Blocks	+/-	Shooting By Period												
			M	M	M	OR	DR	PF				BS	BA	1st	2nd	3rd	4th	OT	TOT	1st	2nd	3rd	4th	OT	TOT	
4	Tre Coleman	F	35:09	7-12	4-7	2-2	0	1	1	0	20	4	0	3	1	0	0	21	1	2	0	0	0	0	0	21
11	Nick Davidson	F	25:14	4-8	2-4	1-2	1	4	5	4	2	11	1	1	2	0	0	0	0	0	2nd FG%	11-26	53.8%	3PT%	4-11	36.4%
42	K.J. Hymes	F	23:31	2-2	0-0	0-4	0	1	1	3	4	4	1	0	0	0	0	0	0	0	FT%	6-8	75%	GM FG%	26-54	48.1%
2	Jared Lucas	G	32:20	4-14	4-9	7-8	0	3	3	2	3	19	1	0	0	0	0	0	0	0	3PT%	11-26	42.3%	FT%	13-20	65.0%
13	Kenan Blackhear	G	29:37	4-6	0-0	2-2	1	5	6	3	2	10	8	3	2	0	0	0	0	0	GM FG%	26-54	48.1%	3PT%	11-26	42.3%
20	Daniel Foster	19:03	1-1	0-0	0-0	0	3	3	2	1	2	1	1	2	0	0	0	0	0	0	FT%	13-20	65.0%	FT%	13-20	65.0%
0	Hunter McIntosh	10:03	0-2	0-2	0-0	0	1	1	1	0	0	2	0	0	0	0	0	0	0	0	Dead Ball Rebounds: 4.1					
3	Tyler Rollison	12:07	2-4	1-3	0-0	0	1	1	1	1	5	1	2	2	0	0	0	0	0	0						
33	Tylan Pope	09:05	2-4	0-0	0-0	1	1	2	2	0	4	0	0	1	0	0	0	0	0	0						
5	Amire Robinson	01:17	0-0	0-0	0-0	0	0	0	0	0	0	0	0	0	0	0	0	0	0	0						
12	Jeriah Coleman	01:17	0-0	0-0	1-2	0	0	0	0	0	1	1	0	0	0	0	0	0	0	0						
23	Jazz Gardner	01:17	0-1	0-1	0-0	0	0	0	0	0	0	0	0	0	0	0	0	0	0	0						
Team																										
Totals			26-54	11-26	13-20	3	22	25	18</																	

Wyoming Cowboys

Game 29: Wyoming 62 Colorado State 70



Official Basketball Box Score - Final
Wyoming at Colorado St.
 03/02/24 Moby Arena, Fort Collins
 2023-24 Men's Basketball

Game Time: 2:00 PM
 Game Duration: 1:47
 Attendance: 6,093

Officials: Casey McCellan, Jason Garretson, Randy Heimerman

Wyoming - 62

Record: 13-16 (6-10)

NO.	Name	Min	FG			Rebounds			Fouls			TP	AS	TO	ST	Blocks		+/-
			M.A.	M.A.	M.A.	OR	DR	TOT	PF	FF	FD					BS	BA	
33	Mason Walters	F 35:18	6-11	0-2	0-0	0	8	8	4	0	12	3	0	0	0	0	0	-1
44	Caden Powell	F 17:45	0-2	0-0	0-0	1	1	2	2	2	0	0	1	0	0	0	-3	
1	Brendan Wenzel	G 38:47	4-10	2-6	1-3	0	5	5	2	3	11	0	1	0	1	0	-4	
3	Sam Griffin	G 28:51	2-11	2-5	4-4	0	1	1	4	2	10	3	2	1	0	1	-2	
13	Akuel Kot	G 28:11	2-11	1-5	2-2	0	3	3	1	1	7	1	2	1	0	0	-15	
5	Cam Manyawu	23:08	4-5	0-0	7-10	5	5	10	5	6	15	0	0	0	1	0	-9	
2	Kobe Newton	01:51	0-1	0-1	0-0	0	0	0	0	0	0	0	0	0	0	0	-3	
11	Kael Combs	23:12	3-3	0-0	1-2	0	2	2	1	1	7	3	1	1	0	0	-4	
22	Kenny Foster	01:13	0-0	0-0	0-0	0	0	0	0	0	0	0	0	0	0	0	-4	
15	Oleg Kojenets	03:45	0-1	0-0	0-0	0	1	1	0	0	0	1	0	0	0	0	-3	
Team			1	2	0	0	0	0	0	0	0	0	0	0	0	0	0	
Totals		21:55	5-19	15-21	7-27	27	34	19	15	62	10	7	4	1	3	8		

Shooting By Period	
1st FG%	9-30 30.0%
3PT%	2-9 22.2%
FT%	7-10 70.0%
2nd FG%	12-25 48.0%
3PT%	3-10 30.0%
FT%	8-11 72.7%
GM FG%	21-55 38.2%
3PT%	5-19 26.3%
FT%	15-21 71.4%

Dead Ball Rebounds: 2.0

Colorado St. - 70

Record: 21-9 (8-4)

NO.	Name	Min	FG			Rebounds			Fouls			TP	AS	TO	ST	Blocks		+/-
			M.A.	M.A.	M.A.	OR	DR	TOT	PF	FF	FD					BS	BA	
1	Joel Scott	F 31:23	8-15	1-3	3-5	3	2	5	3	5	20	1	0	0	1	0	12	
12	Patrick Carlier	F 28:44	5-12	1-5	4-4	1	5	6	1	2	15	5	1	0	1	1	9	
3	Josiah Strong	G 25:08	1-5	0-2	3-4	1	4	5	0	2	5	0	0	1	0	0	17	
4	Isaiah Stevens	G 35:37	5-13	1-4	1-1	2	4	6	0	3	12	2	0	1	0	0	2	
10	Nique Clifford	G 34:39	4-10	0-1	2-3	1	10	11	2	3	10	4	3	4	0	0	9	
2	Tavorntae Jackson	05:26	1-1	1-1	0-0	0	1	1	2	0	3	1	0	0	0	0	-1	
15	Jalen Lake	15:10	0-1	0-1	0-2	0	2	2	1	3	0	1	0	1	0	0	-11	
20	Joe Palmer	08:33	1-3	0-2	0-0	0	1	1	3	0	2	1	1	0	0	0	-4	
21	Rashaan Mbemba	10:54	0-0	0-0	0-0	2	1	3	2	1	0	1	0	0	0	0	1	
8	Kyan Evans	04:24	1-1	1-1	0-0	0	1	1	1	0	3	0	0	0	0	0	6	
11	Jack Payne	00:05	0-0	0-0	0-0	0	0	0	0	0	0	0	0	0	0	0	0	
Team			1	0	1	0	0	0	0	0	0	0	0	0	0	0	0	
Totals		26:61	5-20	13-19	11-31	42	15	19	7	0	16	7	6	3	1	8		

Shooting By Period	
1st FG%	12-32 37.5%
3PT%	5-14 35.7%
FT%	4-6 66.7%
2nd FG%	14-29 48.3%
3PT%	0-6 0.0%
FT%	9-13 69.2%
GM FG%	26-61 42.6%
3PT%	5-20 25.0%
FT%	13-19 68.4%

Dead Ball Rebounds: 3.0

	WYO	CSU
Biggest lead	2 (1st 5:46)	11 (2nd 16:27)
Best Scoring Run	8 (1st 5:46)	9 (2nd 0:29)
Lead Changes	2	
Times Tied	4	
Time with Lead	00:48	36:01

Points from		WYO		CSU		Period by Period Scoring				
Turnovers	13	6	1st	2nd	TOT	WYO	27	35	62	
Paint	22	30	WYO	27	35	62	CSU	33	37	70
Second Chance	6	19								
Fast Breaks	2	10								
Bench	22	8								

Game 30: Wyoming 74 Air Force 63



Official Basketball Box Score - Final
Air Force at Wyoming
 03/05/24 Arena-Auditorium, Laramie, Wyo.
 2023-24 Men's Basketball

Game Time: 6:30 PM
 Game Duration: 1:44
 Attendance: 3,681

Officials: Michael Greenstein, Eric Curry, Chance Moore

Air Force - 63

Record: 9-20 (2-15)

NO.	Name	Min	FG			Rebounds			Fouls			TP	AS	TO	ST	Blocks		+/-
			M.A.	M.A.	M.A.	OR	DR	TOT	PF	FF	FD					BS	BA	
14	Beau Becker	F 32:54	2-7	2-6	0-0	1	2	3	3	0	6	1	2	0	1	1	-11	
31	Rylis Petralis	F 38:45	0-2	0-1	6-8	3	6	9	4	6	5	2	1	1	0	0	-8	
5	Ethan Taylor	G 36:21	2-4	1-2	0-0	0	4	4	3	0	5	2	1	1	0	0	-7	
11	Byron Brown	G 23:01	6-13	3-9	1-1	0	1	1	1	2	16	1	2	0	1	0	-7	
23	Kellan Boylan	G 20:07	0-2	0-1	0-0	0	2	2	2	1	0	1	0	1	0	0	-15	
3	Luke Kearney	17:39	5-14	3-9	0-0	1	1	2	1	0	13	0	0	0	0	0	-7	
24	Jeffrey Mills	24:07	6-8	5-7	0-0	1	0	1	3	0	17	3	1	1	0	0	0	
51	Wesley Celichowski	07:06	0-1	0-1	0-0	0	0	0	1	0	0	1	0	0	0	0	0	
Team			0	3	3	0	0	0	0	0	0	0	0	0	0	0	0	
Totals		21:51	14-36	7-9	6	19	25	18	9	63	14	8	4	3	1	11		

Shooting By Period	
1st FG%	8-24 33.3%
3PT%	5-14 35.7%
FT%	1-2 50%
2nd FG%	13-27 48.1%
3PT%	9-22 40.9%
FT%	6-7 85.7%
GM FG%	21-51 41.2%
3PT%	14-36 38.9%
FT%	7-9 77.8%

Dead Ball Rebounds: 1.0

Wyoming - 74

Record: 14-16 (7-10)

NO.	Name	Min	FG			Rebounds			Fouls			TP	AS	TO	ST	Blocks		+/-
			M.A.	M.A.	M.A.	OR	DR	TOT	PF	FF	FD					BS	BA	
33	Mason Walters	F 34:13	0-5	0-0	4-4	2	0	2	1	4	4	2	1	0	1	0	23	
1	Brendan Wenzel	G 35:13	7-13	3-6	3-4	0	6	6	3	4	20	1	0	1	0	1	9	
3	Sam Griffin	G 32:09	7-12	4-7	1-1	0	2	2	0	2	19	1	0	0	0	0	18	
13	Akuel Kot	G 35:05	6-13	1-5	6-6	1	1	2	0	6	19	2	2	0	0	0	14	
22	Kenny Foster	G 10:36	1-4	0-1	0-1	1	2	2	2	0	2	0	0	1	0	2	-1	
5	Cam Manyawu	27:54	3-5	0-0	2-2	5	9	14	1	1	8	0	1	0	0	0	16	
11	Kael Combs	10:13	0-1	0-1	2-2	0	2	2	1	1	2	0	1	0	0	0	0	
44	Caden Powell	11:47	0-0	0-0	0-0	0	1	1	0	0	0	0	0	0	0	0	-14	
2	Kobe Newton	02:33	0-0	0-0	0-1	1	1	0	0	0	1	1	0	0	0	0	0	
31	Cort Roberson	00:17	0-0	0-0	0-0	0	0	0	0	0	0	0	0	0	0	0	0	
Team			1	2	3	0	0	0	0	0	0	0	0	0	0	0	0	
Totals		24:53	8-20	18-19	10	25	35	9	18	74	7	6	2	1	3	11		

Shooting By Period	
1st FG%	10-27 37.0%
3PT%	4-12 33.3%
FT%	3-3 100%
2nd FG%	14-26 53.8%
3PT%	4-8 50.0%
FT%	15-16 93.8%
GM FG%	24-53 45.3%
3PT%	8-20 40.0%
FT%	18-19 94.7%

Dead Ball Rebounds: 1.0

	AFA	WYO	Points from	AFA	WYO	Period by Period Scoring			
Turnovers	6	9	Paint	12	30	WYO	27	47	74
Second Chance	8	15	Fast Breaks	5	12				
Bench	30	10							

Game 31: Wyoming 86 at Fresno State 47



Official Basketball Box Score - Final
Wyoming at Fresno St.
 03/09/24 Save Mart Center, Fresno
 2023-24 Men's Basketball

Game Time: 4:00 PM
 Game Duration: 1:44
 Attendance: 4,395

Officials: Kevin Brill, Scott Brown, Mark Fulton

Wyoming - 86

Record: 15-16 (8-10)

NO.	Name	Min	FG			Rebounds			Fouls			TP	AS	TO	ST	Blocks		+/-
			M.A.	M.A.	M.A.	OR	DR	TOT	PF	FF	FD					BS	BA	
33	Mason Walters	F 29:37	6-10	2-3	0-0	4	5	9	3	2	14	5	3	2				

Wyoming Cowboys

WYOMING IN CONFERENCE TOURNAMENTS - OVERALL RECORD (26-36)

Wyoming's MW Tournament Record: 16-23, One MW Tournament Championship in 2015.

2023	First Round: (11) WYOMING 76, (6) NEW MEXICO 87 March 8, Thomas & Mack Center, Las Vegas, Nev.
2022	Semifinals: (4) WYOMING 61, (9) Boise State 68 March 11, Thomas & Mack Center, Las Vegas, Nev. Quarterfinals: (4) WYOMING 59, (5) UNLV 56 March 10, Thomas & Mack Center, Las Vegas, Nev.
2021	First Round: (8) WYOMING 111, (9) San Jose State 80 March 10, Thomas & Mack Center, Las Vegas, Nev. Quarterfinals: (8) WYOMING 66, (1) San Diego State 69 March 11, Thomas & Mack Center, Las Vegas, Nev.
2020	First Round: (11) WYOMING 80, (6) Colorado State 74 March 4, Thomas & Mack Center, Las Vegas, Nev. Quarterfinals: (11) WYOMING 74, (3) Nevada 71 March 5, Thomas & Mack Center, Las Vegas, Nev. Semifinals: (11) WYOMING 82, (2) UTAH STATE 89 March 6, Thomas & Mack Center, Las Vegas, Nev.
2019	First Round: (10) WYOMING 68, (7) NEW MEXICO 78 March 13, Thomas & Mack Center, Las Vegas, Nev.
2018	Quarterfinals: (6) WYOMING 75, (3) NEW MEXICO 85 March 8, Thomas & Mack Center, Las Vegas, Nev. FIRST ROUND: (6) WYOMING 74, (11) SAN JOSE STATE 61 March 8, Thomas & Mack Center, Las Vegas, Nev.
2017	FIRST ROUND: (7) WYOMING 68, (10) AIR FORCE 83 March 8, Thomas & Mack Center, Las Vegas, Nev.
2016	FIRST ROUND: (8) WYOMING 70, (9) Utah State 88 March 9, Thomas & Mack Center, Las Vegas, Nev.
2015	QUARTERFINALS: (4) WYOMING 67, (5) Utah State 65 March 12, Thomas & Mack Center, Las Vegas, Nev. SEMIFINALS: (4) WYOMING 71, (1) #25/RV Boise State 66 (ot) March 13, Thomas & Mack Center, Las Vegas, Nev. CHAMPIONSHIP GAME: (4) WYOMING 45, (2) #RV/25 San Diego State 43 March 14, Thomas & Mack Center, Las Vegas, Nev.
2014	QUARTERFINALS: (4) UNLV 71, (5) WYOMING 67 March 13, Thomas & Mack Center, Las Vegas, Nev.
2013	FIRST ROUND: (8) WYOMING 85, (9) Nevada 81 March 12, Thomas & Mack Center, Las Vegas, Nev. QUARTERFINALS: (1) #15/14 New Mexico 59, (8) WYOMING 46 March 13, Thomas & Mack Center, Las Vegas, Nev.
2012	QUARTERFINALS: (3) #20/20 UNLV 56, (6) WYOMING 48 March 8, Thomas & Mack Center, Las Vegas, Nev.
2011	FIRST ROUND: (9) TCU 70, (8) WYOMING 61 March 9, Thomas & Mack Center, Las Vegas, Nev.
2010	FIRST ROUND: (9) Air Force 59, (8) WYOMING 40 March 10, Thomas & Mack Center, Las Vegas, Nev.
2009	QUARTERFINALS: (6) WYOMING 75, (3) New Mexico 67 March 12, Thomas & Mack Center, Las Vegas, Nev. SEMIFINALS: (2) Utah 68, (6) WYOMING 55 March 13, Thomas & Mack Center, Las Vegas, Nev.

WYOMING LEADERS	
SCORING: Hunter Maldonado	36
REBOUNDING: Hunter Thompson	9
WYOMING LEADERS	
SCORING: Graham Ike.....	18
REBOUNDING: Hunter Maldonado.....	9
SCORING: Brendan Wenzel.....	12
REBOUNDING: Graham Ike	13
WYOMING LEADERS	
SCORING: Graham Ike.....	18
REBOUNDING: Hunter Maldonado.....	9
SCORING: Brendan Wenzel.....	12
REBOUNDING: Graham Ike	13
WYOMING LEADERS	
SCORING: Kwane Marble II	20
REBOUNDING: Jake Hendricks	6
SCORING: Kwane Marble II	24
REBOUNDING: Hunter Maldonado.....	12
SCORING: Kenny Foster	18
REBOUNDING: Hunter Maldonado.....	9
WYOMING LEADERS	
SCORING: Justin James	31
REBOUNDING: Justin James.....	7
SCORING: Alan Herndon.....	19
REBOUNDING: Hayden Dalton.....	8
SCORING: Justin James	23
REBOUNDING: Hayden Dalton.....	4
SCORING: Justin James	20
REBOUNDING: Hayden Dalton.....	12
SCORING: Jason McManamen	23
REBOUNDING: Alan Herndon.....	10
SCORING: Josh Adams	19
REBOUNDING: Derek Cooke Jr.	10
SCORING: Josh Adams	27
REBOUNDING: Derek Cooke Jr.	7
SCORING: Larry Nance Jr.....	14
REBOUNDING: Derek Cooke Jr.	7
SCORING: Josh Adams	24
REBOUNDING: Derek Cooke Jr.	10
SCORING: Larry Nance Jr.....	19
REBOUNDING: Larry Nance Jr.	8
SCORING: Larry Nance Jr./Derrrious Gilmore.....	14
REBOUNDING: Larry Nance Jr./Leonard Washington	6
SCORING: Leonard Washington/Luke Martinez	11
REBOUNDING: Leonard Washington	10
SCORING: Francisco Cruz.....	14
REBOUNDING: Adam Waddell	8
SCORING: Desmar Jackson	18
REBOUNDING: Djibril Thiam/Desmar Jackson	5
SCORING: Brandon Ewing.....	20
REBOUNDING: Afam Muojeke	8
SCORING: Brandon Ewing	13
REBOUNDING: Tyson Johnson/Djibril Thiam	6

OPPONENT LEADERS	
Jaelen House	28
Morris Udeze	11
OPPONENT LEADERS	
Abu Kigab.....	22
Malden Armus.....	13
Bryce Hamilton	22
Three Players	7
OPPONENT LEADERS	
Abu Kigab.....	22
Malden Armus.....	13
Bryce Hamilton	22
Three Players	7
OPPONENT LEADERS	
Isiah Stevens.....	22
Nico Carvacho	15
Lindsey Drew	19
Jalen Harris.....	9
Sam Merrill.....	27
Justin Bean	10
OPPONENT LEADERS	
Vance Jackson.....	26
Vance Jackson.....	8
Joe Furstinger	23
Joe Furstinger	9
Ryan Welage	25
Ryan Welage	5
Jacob Van.....	18
Frank Toohey	9
Shane Rector	24
Jalen Moore.....	9
Jalen Moore.....	17
Jalen Moore.....	7
Derrick Marks	17
James Webb	12
Malik Pope.....	13
Winston Shepard/Skylar Spencer	7
Bryce DeJean-Jones.....	22
Roscoe Smith.....	13
Deonte Burton.....	27
Marqueze Coleman	7
Tony Snell.....	15
Cameron Bairstow	8
Mike Moser	22
Mike Moser	14
Greg Hill	18
J.R. Cadot.....	13
Grant Parker	15
Michael Lyons.....	5
Dairese Gary	20
Roman Martinez.....	6
Luke Nevill	23
Luke Nevill	15

Wyoming Cowboys

<p>2008 — FIRST ROUND: (9) Colorado State 68, (8) WYOMING 63 March 5, Thomas & Mack Center, Las Vegas, Nev.</p> <p>2007 — QUARTERFINALS: (5) WYOMING 67, (4) Air Force 62 March 8, Thomas & Mack Center, Las Vegas, Nev.</p> <p>SEMIFINALS: (1) #23/23 Brigham Young 96, (5) WYOMING 84 March 9, Thomas & Mack Center, Las Vegas, Nev.</p> <p>2006 — QUARTERFINALS: (7) WYOMING 57, (2) Air Force 55 March 9, Pepsi Center, Denver, Colo.</p> <p>SEMIFINALS: (7) WYOMING 60, (6) Utah 47 March 10, Pepsi Center, Denver, Colo.</p> <p>CHAMPIONSHIP GAME: (1) San Diego State 69, (7) WYOMING 64 (ot) March 11, Pepsi Center, Denver, Colo.</p> <p>2005 — QUARTERFINALS: (4) UNLV 70, (5) WYOMING 63 March 10, Pepsi Center, Denver, Colo.</p> <p>2004 — QUARTERFINALS: (2) Brigham Young 79, (7) WYOMING 74 March 11, Pepsi Center, Denver, Colo.</p> <p>2003 — QUARTERFINALS: (6) Colorado State 74, (3) WYOMING 71 March 13, Thomas & Mack Center, Las Vegas, Nev.</p> <p>2002 — QUARTERFINALS: (1) WYOMING 69, (8) Air Force 67 (ot) March 7, Thomas & Mack Center, Las Vegas, Nev.</p> <p>SEMIFINALS: (5) San Diego State 70, (1) WYOMING 69 March 8, Thomas & Mack Center, Las Vegas, Nev.</p> <p>2001 — QUARTERFINALS: (3) WYOMING 73, (6) San Diego State 58 March 8, Thomas & Mack Center, Las Vegas, Nev.</p> <p>SEMIFINALS: (2) Brigham Young 77, (3) WYOMING 66 March 9, Thomas & Mack Center, Las Vegas, Nev.</p> <p>2000 — QUARTERFINALS: (5) WYOMING 74, (4) Colorado State 68 March 9, Thomas & Mack Center, Las Vegas, Nev.</p> <p>SEMIFINALS:</p>	<p>SCORING: Brandon Ewing 29 REBOUNDING: Ryan Dermody 9</p> <p>SCORING: Brad Jones 29 REBOUNDING: James Spencer 8</p> <p>SCORING: Brandon Ewing 23 REBOUNDING: Joseph Taylor 11</p> <p>SCORING: Steve Leven 20 REBOUNDING: Brad Jones 11</p> <p>SCORING: Brad Jones 20 REBOUNDING: Justin Williams 15</p> <p>SCORING: Brandon Ewing 22 REBOUNDING: Justin Williams 16</p> <p>SCORING: Dion Sherrell 18 REBOUNDING: Alex Dunn 15</p> <p>SCORING: Mikel Watson 21 REBOUNDING: Alex Dunn 8</p> <p>SCORING: Uche Nsonwu-Amadi 20 REBOUNDING: Joe Ries 9</p> <p>SCORING: Marcus Bailey 29 REBOUNDING: Josh Davis 11</p> <p>SCORING: Marcus Bailey 31 REBOUNDING: Josh Davis 8</p> <p>WYOMING LEADERS SCORING: Josh Davis 20 REBOUNDING: Josh Davis 14</p> <p>SCORING: Brett McFall 19 REBOUNDING: Josh Davis 8</p> <p>SCORING: LeDarion Jones 18 REBOUNDING: Marcus Bailey 8</p>	<p>Marcus Walker 22 Flynn Clayman 7</p> <p>Andrew Henke 16 Jacob Burtschi 9</p> <p>Trent Plaisted 27 Keena Young/Trent Plaisted 10</p> <p>Antoine Hood 16 Antoine Hood 6</p> <p>Luke Nevill 17 Luke Nevill 9</p> <p>Brandon Heath 22 Marcus Slaughter 13</p> <p>Ricky Morgan 22 Odartey Blankson 10</p> <p>Luiz Lemes 18 Rafael Araujo 14</p> <p>Matt Nelson 25 Brian Greene 6</p> <p>Tom Bellairs 20 Joel Genlach/Lamont Yazzie 6</p> <p>Al Faux 20 R. Holcomb/D. Moore/A. Sanders 7</p> <p>OPPONENT LEADERS Holcomb 24 Correa 7</p> <p>Lyday 32 Cooper 7</p> <p>Ceedric Goodwyn 20 Ceedric Goodwyn 8</p>
---	--	---

Wyoming Cowboys

Wyoming's WAC Tournament Record: 10-13, Two WAC Tournament Championships in 1987 and 1988.

<p>1998 — FIRST ROUND (6) San Diego State 60, (3) WYOMING 57 (OT) March 3, Thomas & Mack Center, Las Vegas, Nev.</p> <p>1997 — FIRST ROUND: (4) TCU 72, (5) WYOMING 61 March 4, Thomas & Mack Center, Las Vegas, Nev.</p> <p>1996 — QUARTERFINALS: (3) Fresno State 91, (6) WYOMING 82 March 7, The Pit, Albuquerque, N. M.</p> <p>1995 — QUARTERFINALS: (5) New Mexico 63, (4) WYOMING 56 March 9, The Pit, Albuquerque, N. M.</p> <p>1994 — FIRST ROUND: (9) San Diego State 54, (8) WYOMING 51 March 9, The Delta Center, Salt Lake City, Utah</p> <p>1993 — FIRST ROUND: (9) San Diego State 59, (8) WYOMING 57 March 10, The Delta Center, Salt Lake City, Utah</p> <p>1992 — QUARTERFINALS: (3) New Mexico 89, (6) WYOMING 83 March 12, Moby Arena, Fort Collins, Colo.</p> <p>1991 — QUARTERFINALS: (4) WYOMING 71, (5) UTEP 67 March 7, Arena-Auditorium, Laramie, Wyo.</p> <p>SEMIFINALS: (1) #8 Utah 69, (4) WYOMING 63 March 8, Arena-Auditorium, Laramie, Wyo.</p> <p>1990 — QUARTERFINALS: (3) Hawaii 66, (6) WYOMING 63 March 8, Special Events Center, El Paso, Texas</p> <p>1989 — QUARTERFINALS: (2) Texas-El Paso 88, (7) WYOMING 81 (2ot) March 10, Special Events Center, Salt Lake City, Utah</p> <p>1988 — QUARTERFINALS: (2) WYOMING 83, (7) San Diego State 76 March 10, The Marriott Center, Provo, Utah</p> <p>SEMIFINALS: (2) WYOMING 60, (6) Colorado State 58 March 11, The Marriott Center, Provo, Utah</p> <p>CHAMPIONSHIP GAME: (2) WYOMING 79, (4) Texas-El Paso 75 March 12, The Marriott Center, Provo, Utah</p> <p>1987 — QUARTERFINALS: (4) WYOMING 56, (5) Utah 54 March 5, The Pit, Albuquerque, N. M.</p> <p>SEMIFINALS: (4) WYOMING 77, (1) UTEP 74 March 6, The Pit, Albuquerque, N. M.</p> <p>CHAMPIONSHIP GAME: (4) WYOMING 64, (3) New Mexico 62 March 7, The Pit, Albuquerque, N. M.</p> <p>1986 — QUARTERFINALS: (1) WYOMING 67, (8) Air Force 65 March 6, Arena-Auditorium, Laramie, Wyo.</p> <p>SEMIFINALS: (1) WYOMING 56, (5) New Mexico 54 March 7, Arena-Auditorium, Laramie, Wyo.</p> <p>CHAMPIONSHIP GAME: (2) UTEP 65, (1) WYOMING 64 March 8, Arena-Auditorium, Laramie, Wyo.</p> <p>1985 — QUARTERFINALS: (6) Utah 61, (7) WYOMING 60 March 4, Special Events Center, Salt Lake City, Utah</p> <p>1984 — QUARTERFINALS: (4) WYOMING 40, (5) Colorado State 36 March 7, Arena-Auditorium, Laramie, Wyo.</p> <p>SEMIFINALS: (1) #9 UTEP 62, (4) WYOMING 55 March 9, Special Events Center, El Paso, Texas</p>	<p>WYOMING LEADERS SCORING: Jeron Roberts..... 16 REBOUNDING: Jeff Allen 10</p> <p>SCORING: HL Coleman..... 20 REBOUNDING: HL Coleman..... 15</p> <p>SCORING: LaDrell Whitehead 33 REBOUNDING: Chris Haslam 15</p> <p>SCORING: Theo Ratliff..... 14 REBOUNDING: Theo Ratliff 11</p> <p>SCORING: Theo Ratliff..... 22 REBOUNDING: Theo Ratliff 19</p> <p>SCORING: Brian Rewers 15 REBOUNDING: Rick Henry..... 10</p> <p>SCORING: Reginald Slater 25 REBOUNDING: Reginald Slater..... 13</p> <p>SCORING: Reginald Slater/ Paris Bryant..... 16 REBOUNDING: Reginald Slater..... 12</p> <p>SCORING: Maurice Alexander/Tim Breau..... 13 REBOUNDING: Reginald Slater..... 8</p> <p>SCORING: Reginald Slater 24 REBOUNDING: Reginald Slater..... 14</p> <p>SCORING: Robyn Davis..... 23 REBOUNDING: Clauzell Williams..... 11</p> <p>SCORING: Reggie Fox 19 REBOUNDING: Fennis Dembo..... 6</p> <p>SCORING: Fennis Dembo 24 REBOUNDING: Eric Leckner 9</p> <p>SCORING: Eric Leckner..... 22 REBOUNDING: Eric Leckner 10</p> <p>SCORING: Fennis Dembo 21 REBOUNDING: Jon Sommers 6</p> <p>SCORING: Reggie Fox 24 REBOUNDING: Eric Leckner 9</p> <p>SCORING: Eric Leckner..... 27 REBOUNDING: Eric Leckner 10</p> <p>SCORING: Eric Leckner..... 31 REBOUNDING: Jon Sommers 5</p> <p>SCORING: Fennis Dembo 26 REBOUNDING: Eric Leckner 8</p> <p>SCORING: Fennis Dembo 28 REBOUNDING: Eric Lecker..... 11</p> <p>SCORING: Fennis Dembo 18 REBOUNDING: Jamal Hosey/ Rod Gowens..... 6</p> <p>SCORING: Tony Martin/Troy Washpun 13 REBOUNDING: Martin/Washpun/Rodney Gowen 5</p> <p>SCORING: Tony Martin..... 20 REBOUNDING: Rodney Gowens..... 11</p>	<p>OPPONENT LEADERS Jason Richey 20 Roy Kruswyk..... 11</p> <p>Mike Jones 25 Dennis Davis 8</p> <p>Kendric Brooks..... 24 Darnell McCulloch 11</p> <p>Marlow White 18 Marlow White/Charles Smith 9</p> <p>Carlus Groves 16 Carlus Groves 10</p> <p>Courtie Miller/Chris Walters 14 Keith Balzer/Berry Randle 6</p> <p>Willie Banks 24 Lewis LaMar..... 8</p> <p>Martin McCall..... 19 Von Bennett..... 9</p> <p>Josh Grant..... 13 Josh Grant..... 10</p> <p>Terry Houston 17 Terry Houston..... 11</p> <p>Prince Stewart 25 Antonio Davis 11</p> <p>Mitch McMullen..... 24 Rodney Hawkins 8</p> <p>David Turcotte 20 Barry Bailey..... 6</p> <p>Tim Hardaway..... 21 Tim Hardaway..... 6</p> <p>Mitch Smith 18 Jimmy Madison 11</p> <p>Jeep Jackson 20 Chris Sandle..... 8</p> <p>Rob Loeffel..... 25 Rob Loeffel..... 8</p> <p>Maurice McDonald..... 20 Maurice McDonald..... 11</p> <p>Johnny Brown 23 Johnny Brown 10</p> <p>Dave Feitl..... 19 Juden Smith..... 6</p> <p>Jerry Stroman/ Manny Hendrix 16 Albert Springs..... 9</p> <p>Rich Strong 11 Rich Strong/John Dudley..... 4</p> <p>Luster Goodwin 16 Juden Smith..... 11</p>
--	--	--

Wyoming Cowboys

2000 MW Tournament Quarterfinal #5 Wyoming 74 vs. #4 Colorado State 68 March 9, 2000, Thomas & Mack Center, Las Vegas

VISITORS: Wyoming 19-11, 8-6

##	Player Name	TOT-FG		3-PT		REBOUNDS			PF	TP	A	TO	BLK	S	MIN
		FG-FGA	FT-FTA	FG-FGA	FT-FTA	OF	DEF	TOT							
00	JONES, LeDarion.....	f	7-15	0-2	4-5	5	2	7	2	18	0	1	1	0	34
44	BAILEY, Marcus.....	f	5-10	0-1	5-5	3	5	8	3	15	2	0	0	1	33
22	DAVIS, Josh.....	c	4-6	0-0	5-7	2	3	5	4	13	2	1	1	1	24
05	BLAKES, Anthony.....	g	3-12	1-3	0-1	1	3	4	1	7	5	2	0	3	34
10	McMILLIAN, Chris.....	g	2-6	0-2	2-2	1	0	1	4	6	0	2	0	0	26
14	McFALL, Brett.....	g	3-8	1-5	0-0	0	0	0	0	7	2	1	0	1	21
33	LOSTETTER, Antone.....	g	0-1	0-0	2-2	1	2	0	2	0	2	0	1	0	4
40	FRENCH, Justin.....	g	3-5	0-0	0-0	1	3	4	2	6	1	1	0	0	18
52	MANN, Bradley.....	g	0-1	0-1	0-0	1	2	0	0	0	0	0	0	0	6
TEAM.....						1	3	4							
Totals.....			27-64	2-14	18-22	16	21	37	16	74	12	9	2	6	200

TOTAL FG% 1st Half: 0-0 .000 2nd Half: 27-64 .422 Game: .422 DEADBALL
 3-Pt. FG% 1st Half: 0-0 .000 2nd Half: 2-14 .143 Game: .143 REBOUNDS
 F Throw % 1st Half: 0-0 .000 2nd Half: 18-22 .818 Game: .818 0,2

HOME TEAM: Colorado State 18-12, 8-6

##	Player Name	TOT-FG		3-PT		REBOUNDS			PF	TP	A	TO	BLK	S	MIN
		FG-FGA	FT-FTA	FG-FGA	FT-FTA	OF	DEF	TOT							
40	PATIK, Garrett.....	f	1-6	0-2	0-0	3	4	7	4	2	3	3	0	0	25
45	GOODWYN, Ceedric.....	f	7-20	3-6	3-4	3	5	8	3	20	2	5	3	0	33
03	GRADY, Ron.....	g	1-2	1-2	0-0	0	3	3	4	3	0	4	0	1	16
10	PALMER, Aki.....	g	5-10	5-10	0-0	0	0	0	15	2	2	0	0	0	35
32	SIVESIND, John.....	g	3-8	3-5	4-4	1	0	1	2	13	3	1	0	1	37
11	BIRLEY, Andy.....	g	1-2	0-1	0-2	0	0	0	1	2	1	0	0	0	10
23	HARRIS, Shawn.....	g	0-0	0-0	0-0	2	2	4	0	0	1	0	2	0	13
33	GREENE, Brian.....	g	2-3	0-0	3-3	1	4	5	3	7	0	0	0	1	12
44	FISHER, David.....	g	1-2	0-0	0-0	1	0	1	3	2	0	2	0	0	7
54	FORD, John.....	g	1-3	0-0	2-2	3	3	6	4	4	3	2	1	0	12
TEAM.....						1	2	3							
Totals.....			22-56	12-26	12-15	15	23	38	24	68	15	19	6	3	200

TOTAL FG% 1st Half: 0-0 .000 2nd Half: 22-56 .393 Game: .393 DEADBALL
 3-Pt. FG% 1st Half: 0-0 .000 2nd Half: 12-26 .462 Game: .462 REBOUNDS
 F Throw % 1st Half: 0-0 .000 2nd Half: 12-15 .800 Game: .800 0,1

Technical fouls: Wyoming-BENCH. Colorado State-None.
 Attendance: 7124
 Score by Periods: 1st 2nd Total
 Wyoming..... 32 42 - 74
 Colorado State..... 33 35 - 68

2000 MW Tournament Semifinal #5 Wyoming 92 at #1 UNLV 97 March 10, 2000, Thomas & Mack Center, Las Vegas

VISITORS: Wyoming 19-12, 8-6

##	Player Name	TOT-FG		3-PT		REBOUNDS			PF	TP	A	TO	BLK	S	MIN
		FG-FGA	FT-FTA	FG-FGA	FT-FTA	OF	DEF	TOT							
00	JONES, LeDarion.....	f	12-25	0-2	3-4	4	6	10	2	27	2	2	0	2	32
44	BAILEY, Marcus.....	f	2-3	1-1	0-0	1	3	4	5	0	2	0	0	15	
22	DAVIS, Josh.....	c	5-12	1-3	1-2	1	7	8	4	12	2	0	2	19	
05	BLAKES, Anthony.....	g	4-10	1-6	0-0	2	4	6	1	9	6	1	1	38	
10	McMILLIAN, Chris.....	g	4-7	0-1	1-2	0	0	0	2	9	9	4	0	1	36
14	McFALL, Brett.....	g	6-9	3-5	2-2	1	0	1	4	17	4	3	0	24	
33	LOSTETTER, Antone.....	g	1-1	0-0	0-0	0	2	2	3	2	0	1	0	6	
40	FRENCH, Justin.....	g	1-3	0-1	3-4	2	1	3	0	5	0	2	0	22	
52	MANN, Bradley.....	g	2-3	2-3	0-0	0	0	0	0	1	6	1	0	0	8
TEAM.....						4	2	6							
Totals.....			37-73	8-22	10-14	15	25	40	21	92	24	15	3	8	200

TOTAL FG% 1st Half: 0-0 .000 2nd Half: 37-73 .507 Game: .507 DEADBALL
 3-Pt. FG% 1st Half: 0-0 .000 2nd Half: 8-22 .364 Game: .364 REBOUNDS
 F Throw % 1st Half: 0-0 .000 2nd Half: 10-14 .714 Game: .714 0,3

HOME TEAM: UNLV 22-7, 10-4

##	Player Name	TOT-FG		3-PT		REBOUNDS			PF	TP	A	TO	BLK	S	MIN
		FG-FGA	FT-FTA	FG-FGA	FT-FTA	OF	DEF	TOT							
05	BROTHERSON, Danny...	f	2-9	0-0	3-5	4	2	6	2	7	4	3	0	1	37
10	JOHNSON, Dalton.....	f	10-15	2-3	1-2	3	5	8	5	23	2	2	1	31	
34	KAMBALA, Kaspars.....	c	8-17	0-0	2-6	3	4	7	1	18	0	0	0	28	
03	DIGGS, Trevor.....	g	7-10	5-6	1-2	0	1	1	2	20	3	2	0	1	39
11	DICKEL, Mark.....	g	5-9	1-3	3-4	0	4	4	2	14	18	3	0	3	39
13	DOTSON, Sylvester.....	g	2-2	0-0	2-2	0	1	1	1	6	0	0	2	0	12
14	STEWART, Donovan.....	g	1-2	0-0	0-0	1	1	2	1	2	1	0	0	0	5
20	RICHARDSON, Chris...	g	0-0	0-0	0-0	0	0	0	0	0	0	0	0	0	3
33	EPFS, Issiah.....	g	2-2	0-0	3-4	0	1	1	2	7	0	0	0	0	6
TEAM.....						3	3	3							
Totals.....			37-66	8-12	15-25	11	22	33	16	97	28	12	4	6	200

TOTAL FG% 1st Half: 0-0 .000 2nd Half: 37-66 .561 Game: .561 DEADBALL
 3-Pt. FG% 1st Half: 0-0 .000 2nd Half: 8-12 .667 Game: .667 REBOUNDS
 F Throw % 1st Half: 0-0 .000 2nd Half: 15-25 .600 Game: .600 0,3

Officials: Moose Stubing, Mark Reischling, Bob Staffen
 Technical fouls: Wyoming-None. UNLV-None.
 Attendance: 12437
 Score by Periods: 1st 2nd Total
 Wyoming..... 48 44 - 92
 UNLV..... 49 48 - 97

2001 MW Tournament Quarterfinal #6 San Diego State 58 vs. #3 Wyoming 73 March 8, 2001, Thomas & Mack Center, Las Vegas

San Diego State 58 • 14-14, 4-10 MWC

##	Player	Total		3-Ptr		Rebounds			PF	TP	A	TO	Blk	Stl	Min
		FG-FGA	FT-FTA	FG-FGA	FT-FTA	Off	Def	Tot							
23	HOLCOMB, Randy	f	7-19	2-4	8-11	4	2	6	3	24	1	2	3	1	35
33	EPFS, Myron	f	0-4	0-0	4-6	1	2	3	0	4	0	5	0	0	20
42	CORREA, Marcelo	c	3-7	0-0	0-0	5	2	7	4	6	0	2	3	1	29
01	MOORE, Deandre	g	0-2	0-2	0-0	1	1	2	1	0	1	1	0	0	17
05	FAUX, Al	g	5-15	1-3	2-2	1	4	5	2	13	4	3	0	0	33
00	ROBAN, Jim	g	0-2	0-1	0-0	0	1	1	2	0	1	0	0	1	12
03	WALTON, Chris	g	1-4	0-0	0-1	0	3	3	2	1	1	1	0	0	23
10	KOVACIC, Karlo	g	0-0	0-0	0-0	0	0	0	0	0	0	0	0	0	2
11	ABRAMOWITZ, David	g	3-6	3-5	0-0	2	3	5	1	9	3	0	0	0	28
32	MARION, Michael	g	0-0	0-0	0-0	0	0	0	0	0	0	0	0	0	1
Team						4	2	6							
Totals			19-59	6-15	14-20	18	20	38	16	58	11	14	7	3	200

FG % 1st Half: 11-30 36.7% 2nd half: 8-29 27.6% Game: 19-59 32.2%
 3FG % 1st Half: 3-8 37.5% 2nd half: 3-7 42.9% Game: 6-15 40.0%
 FT % 1st Half: 8-10 80.0% 2nd half: 6-10 60.0% Game: 14-20 70.0%

Wyoming 73 • 20-8, 10-4 MWC

##	Player	Total		3-Ptr		Rebounds			PF	TP	A	TO	Blk	Stl	Min
		FG-FGA	FT-FTA	FG-FGA	FT-FTA	Off	Def	Tot							
00	MINGO, Ronell	f	4-10	0-0	1-1	0	5	5	4	9	0	0	4	1	18
22	DAVIS, Josh	f	7-11	1-3	5-6	2	12	14	4	20	3	1	5	0	31
05	NSONWU-AMADI, Uche	c	6-10	0-0	3-4	5	4	9	2	15	2	2	1	0	32
10	McMILLIAN, Chris	g	2-6	0-3	0-0	1	0	1	1	4	6	2	0	0	32
44	BAILEY, Marcus	g	4-9	0-1	4-4	0	2	2	3	12	4	1	0	1	31
04	UDEZUE, Ugo	g	1-4	0-0	3-4	4	0	4	2	5	1	2	0	1	17
14	McFALL, Brett	g	1-4	1-2	2-2	0	1	1	2	5	2	3	0	1	21
20	ROTTINGHAUS, David	g	0-0	0-0	0-0	0	0	0	0	0	0	0	0	0	1
24	CORNER, Paris	g	1-4	0-1	1-2	0	0	0	0	3	0	0	0	0	14
25	RIES, Joe	g	0-0	0-0	0-0	1	1	0	0	0	0	0	0	0	3
Team						2	1	3							
Totals			26-58	2-10	19-23	14	26	40	18	73	18	11	10	4	200

FG % 1st Half: 11-30 36.7% 2nd half: 15-28 53.6% Game: 26-58 44.8%
 3FG % 1st Half: 2-7 28.6% 2nd half: 0-3 0.0% Game: 2-10 20.0%
 FT % 1st Half: 12-14 85.7% 2nd half: 7-9 77.8% Game: 19-23 82.6%

Officials: Lonnie Dixon, Randy McCall, Larry Spaulding
 Technical fouls: San Diego State-None. Wyoming-None.
 Attendance: 7428
 Statistics provided by Jim Shaffer (statman@winning.com) 702-244-7925

Score by periods	1st	2nd	Total
San Diego State	33	25	58
Wyoming	36</		

Wyoming Cowboys

2002 MW Tournament Quarterfinal #8 Air Force 67 vs. #1 Wyoming 69 (OT) March 7, 2002, Thomas & Mack Center, Las Vegas

AF 67 • 9-19, 3-11 MWC

##	Player	Total		3-Ptr		Rebounds			PF	TP	A	TO	Blk	Stl	Min
		FG-FGA	FT-FTA	FG-FGA	FT-FTA	Off	Def	Tot							
10	KUHLE, AJ	f	4-9	1-2	4-4	0	2	2	4	13	2	3	0	1	47
33	GERLACH, Joel	f	5-9	1-1	6-6	3	3	6	4	17	0	2	1	1	35
32	BELLAIRS, Tom	c	7-14	4-7	2-2	0	2	2	3	20	4	1	0	0	45
12	YAZZIE, Lamoni	g	2-8	1-6	6-6	1	5	6	3	11	3	1	1	1	39
22	JENKINS, Vernard	g	2-3	1-1	0-0	0	2	2	3	5	2	0	0	0	36
11	KELLER, Tim	g	0-2	0-1	1-2	0	0	0	4	1	2	0	0	0	15
35	HOLM, Marc	g	0-0	0-0	0-0	0	1	1	2	0	0	0	0	0	8
Team						2	2	4							
Totals			20-45	8-18	19-20	6	17	23	23	67	13	10	2	3	225

FG % 1st Half: 9-19 47.4% 2nd half: 9-20 45.0% OT: 2-6 33.3% Game: 20-45 44.4% Deadball Rebounds 1
3FG % 1st Half: 3-6 50.0% 2nd half: 4-11 36.4% OT: 1-1 100.0% Game: 8-18 44.4%
FT % 1st Half: 4-4 100.0% 2nd half: 13-14 92.9% OT: 2-2 100.0% Game: 19-20 95.0%

WY 69 • 21-7, 11-3 MWC

##	Player	Total		3-Ptr		Rebounds			PF	TP	A	TO	Blk	Stl	Min
		FG-FGA	FT-FTA	FG-FGA	FT-FTA	Off	Def	Tot							
22	DAVIS, Josh	f	3-8	0-0	2-6	6	5	11	4	8	2	0	0	0	40-
44	BAILEY, Marcus	f	11-21	1-4	6-9	5	2	7	3	29	2	2	1	3	45
05	NSONWU-AMADI, Uche	c	3-7	0-0	2-5	2	2	4	3	8	1	2	0	1	38
01	RICHARDSON, Donta	g	4-4	0-3	3-4	0	2	2	3	3	1	2	0	0	21
03	STRAIGHT, Jay	g	5-10	2-2	2-3	1	4	5	4	14	2	3	0	1	40-
00	MINGO, Ronell	g	0-1	0-0	0-0	0	1	1	0	0	0	0	0	0	5
04	UDEZUE, Ugo	g	0-0	0-0	0-0	1	0	1	0	0	0	0	0	0	4
20	ROTTINGHAUS, David	g	0-1	0-0	0-0	1	0	1	0	0	0	0	0	0	4
4	CORNER, Paris	g	3-5	1-1	0-0	1	1	2	1	7	0	0	0	0	27
25	RIES, Joe	g	0-0	0-0	0-0	1	0	1	0	0	0	0	0	1	1
Team						3	2	5							
Totals			25-57	4-10	15-27	21	19	40	20	69	8	9	1	6	225

FG % 1st Half: 10-24 41.7% 2nd half: 12-23 52.2% OT: 3-10 30.0% Game: 25-57 43.9% Deadball Rebounds 6
3FG % 1st Half: 1-6 16.7% 2nd half: 2-3 66.7% OT: 1-1 100.0% Game: 4-10 40.0%
FT % 1st Half: 5-9 55.6% 2nd half: 8-12 66.7% OT: 2-6 33.3% Game: 15-27 55.6%

Officials: Vern Harris, Randy McCall, Larry Spaulding
Technical fouls: AF-None. WY-None.

Attendance: 11621

Statistics provided by Jim Shaffer & crew (702) 896-5677 statman@winning.com

Score by periods	1st	2nd	OT	Total
AF	25	35	7	67
WY	26	34	9	69

Points	In	Off	2nd	Fast	Bench
AF	Paint	T/O	Chance	Break	
24	4	5	0	1	
32	6	9	2	7	

Last FG - AF OT-02:50, WY OT-01:04.
Largest lead - AF by 4 2nd-01:26, WY by 6 1st-11:07.

Score tied - 20 times.
Lead changed - 18 times.

2002 MW Tournament Semifinal #5 San Diego State 70 vs. #1 Wyoming 69 March 8, 2002, Thomas & Mack Center, Las Vegas

San Diego State 70 • 20-11, 7-7 MWC

##	Player	Total		3-Ptr		Rebounds			PF	TP	A	TO	Blk	Stl	Min
		FG-FGA	FT-FTA	FG-FGA	FT-FTA	Off	Def	Tot							
23	HOLCOMB, Randy	f	7-10	0-0	5-9	1	6	7	2	19	3	2	1	0	40-
30	MACKELL, Mike	c	2-7	0-0	2-3	1	2	3	5	6	0	1	0	0	15
01	MOORE, Deandre	g	3-6	2-5	0-0	0	0	0	3	8	4	0	0	1	30
04	BLAND, Tony	g	1-8	0-0	3-4	1	6	7	3	5	1	0	0	0	31
05	FAUX, Al	g	8-15	3-5	1-2	0	3	3	2	20	3	2	0	0	36
02	SMITH, Brandon	g	0-1	0-0	0-0	1	1	2	2	0	0	0	0	0	8
05	WALTON, Chris	g	0-2	0-1	0-0	1	2	3	1	0	2	0	0	0	11
33	EPPS, Myron	g	1-1	0-0	0-0	0	2	2	2	2	0	1	0	0	15
34	SANDERS, Aerick	g	5-8	0-0	0-2	5	2	7	3	10	0	0	2	0	14
Team						0	1	1							
Totals			27-58	5-11	11-20	10	25	35	23	70	17	7	3	1	200

FG % 1st Half: 15-31 48.4% 2nd half: 12-27 44.4% Game: 27-58 46.6% Deadball Rebounds 3
3FG % 1st Half: 2-6 33.3% 2nd half: 3-5 60.0% Game: 5-11 45.5%
FT % 1st Half: 5-9 55.6% 2nd half: 6-11 54.5% Game: 11-20 55.0%

Wyoming 69 • 21-8, 11-3 MWC

##	Player	Total		3-Ptr		Rebounds			PF	TP	A	TO	Blk	Stl	Min
		FG-FGA	FT-FTA	FG-FGA	FT-FTA	Off	Def	Tot							
22	DAVIS, Josh	f	2-8	0-1	0-0	2	6	8	5	4	3	3	3	1	33
44	BAILEY, Marcus	f	9-16	4-4	9-10	1	3	4	2	31	0	0	0	0	40
05	NSONWU-AMADI, Uche	c	4-7	0-1	3-4	1	6	7	3	11	0	0	0	2	33
01	RICHARDSON, Donta	g	1-5	0-3	4-6	1	1	2	6	1	1	0	0	0	28
03	STRAIGHT, Jay	g	1-6	0-2	4-4	0	1	1	2	6	2	3	0	0	23
00	MINGO, Ronell	g	2-5	0-0	3-5	2	2	4	4	7	0	1	0	0	9
20	ROTTINGHAUS, David	g	0-1	0-1	4-6	0	3	3	2	4	1	0	0	1	24
4	CORNER, Paris	g	0-0	0-0	0-0	1	0	1	0	0	0	0	0	0	5
25	RIES, Joe	g	0-0	0-0	0-2	0	2	2	0	0	0	0	0	0	5
Team						1	3	4							
Totals			19-48	4-12	27-37	9	27	36	19	69	7	9	5	4	200

FG % 1st Half: 10-25 40.0% 2nd half: 9-23 39.1% Game: 19-48 39.6% Deadball Rebounds 5
3FG % 1st Half: 2-7 28.6% 2nd half: 2-5 40.0% Game: 4-12 33.3%
FT % 1st Half: 10-17 58.8% 2nd half: 17-20 85.0% Game: 27-37 73.0%

Officials: David Hall, Verne Harris, Randy McCall
Technical fouls: San Diego State-None. Wyoming-None.

Attendance: 14837

Statistics provided by Jim Shaffer & crew (702) 896-5677 statman@winning.com

Score by periods	1st	2nd	Total
San Diego State	37	33	70
Wyoming	32	37	69

Points	In	Off	2nd	Fast	Bench
SD	Paint	T/O	Chance	Break	
26	10	11	2	12	
32	8	8	0	11	

Last FG - SD 2nd-00:42, WY 2nd-02:37.
Largest lead - SD by 11 1st-10:28, WY by 5 2nd-04:13.

Score tied - 5 times.
Lead changed - 4 times.

2003 MW Tournament Quarterfinal #6 Colorado State 74 vs. #3 Wyoming 71 March 13, 2003, Thomas & Mack Center, Las Vegas

Colorado State 74 • 17-13, 5-9

##	Player	Total		3-Ptr		Rebounds			PF	TP	A	TO	Blk	Stl	Min
		FG-FGA	FT-FTA	FG-FGA	FT-FTA	Off	Def	Tot							
33	GREENE, Brian	f	5-10	1-1	3-3	0	6	6	3	14	2	3	0	1	27
42	WILLIAMS, Matt	f	1-2	0-0	2-2	2	1	3	3	4	0	2	2	0	19
34	BURKE, Darian	c	0-0	0-0	0-0	0	3	3	0	0	1	0	0	0	11
11	BIRLEY, Andy	g	1-6	0-5	5-7	0	3	3	7	3	2	0	0	0	33
22	JOHNSON, Shelton	g	1-2	0-0	2-2	1	2	3	1	4	0	2	0	0	18
01	STEVENS, Derrick	g	1-6	1-5	2-2	2	2	4	2	5	2	2	1	2	26
20	CLARK, Ronnie	g	3-6	0-0	4-4	0	3	3	2	10	2	2	1	0	21
32	MORRIS, Michael	g	2-3	1-1	0-0	0	2	2	2	5	3	2	0	0	16
54	NELSON, Matt	g	9-16	0-0	7-10	2	1	3	4	25	0	0	3	0	29
Team						2	3	5							
Totals			23-51	3-12	25-30	9	26	35	22	74	12	16	7	3	200

FG % 1st Half: 12-23 52.2% 2nd half: 11-28 39.3% Game: 23-51 45.1% Deadball Rebounds 2
3FG % 1st Half: 2-4 50.0% 2nd half: 1-8 12.5% Game: 3-12 25.0%
FT % 1st Half: 10-12 83.3% 2nd half: 15-18 83.3% Game: 25-30 83.3%

Wyoming 71 • 20-10, 8-6

##	Player	Total		3-Ptr		Rebounds			PF	TP	A	TO	Blk	Stl	Min
		FG-FGA	FT-FTA	FG-FGA	FT-FTA	Off	Def	Tot							
20	ROTTINGHAUS, David	f	3-5	0-1	0-0	0	2	2	3	6	1	0	0	3	25
25	RIES, Joe	f	2-3	0-0	6-6	4	5	9	4	10	2	0	1	1	36
05	NSONWU-AMADI, Uche	c	9-19	0-0	2-8	1	5	6	2	20	0	3	0	0	34
02	RICHARDSON, Donta	g	6-13	1-3	4-6	1	1	2	4	17	2	3	0	1	30
03	STRAIGHT, Jay	g	0-9	0-3	6-6	2	4	6	2	6	3	3	0	0	36
00	MAKUN, Omoniyi	g	0-0	0-0	0-0	0	0	0	0	0	1	0	0	0	2
13	DUNN, Alex	g	0-0	0-0	0-0	0	0	0	0	0	0	0	1	0	1
23	ADAMS, David	g	4-6	1-1	1-2	0									

Wyoming Cowboys

2005 MW Tournament Quarterfinal #5 Wyoming 63 vs. #4 UNLV 70 March 10, 2005, Pepsi Center, Denver

University of Wyoming 63 • 15-13

##	Player	Total		3-Ptr		Rebounds			PF	TP	A	TO	Blk	Stl	Min
		FG-FGA	FG-FGA	FT-FTA	Off	Def	Tot								
21	WILLIAMS, Justin	f	1-2	0-0	0-0	3	4	7	4	2	0	3	1	0	19
13	DUNN, Alex	c	4-11	0-0	2-2	6	9	15	2	10	1	2	0	2	34
00	SHERRELL, Dion	g	5-16	2-7	6-9	1	1	2	3	18	3	1	0	0	30
02	WEBB, Jerry	g	1-4	0-0	3-3	2	4	6	4	5	1	1	0	2	28
03	STRAIGHT, Jay	g	5-18	2-6	2-4	1	4	5	5	14	5	5	0	1	38
05	LEWIS, Kevin	g	2-6	0-2	0-0	2	1	3	4	4	1	1	2	1	20
14	EBERT, James	1-2	1-2	0-0	0	1	1	1	1	3	0	0	0	0	5
54	WABBINGTON, Derek	2-6	0-0	3-7	2	3	5	5	7	0	1	1	0	26	
	Team					1	1	2							
	Totals		21-65	5-17	16-25	18	28	46	28	63	11	15	4	6	200

FG % 1st Half: 8-32 25.0% 2nd half: 13-33 39.4% Game: 21-65 32.3%
 3FG % 1st Half: 2-9 22.2% 2nd half: 3-8 37.5% Game: 5-17 29.4%
 FT % 1st Half: 3-5 60.0% 2nd half: 13-20 65.0% Game: 16-25 64.0%

UNLV 70 • 16-12

##	Player	Total		3-Ptr		Rebounds			PF	TP	A	TO	Blk	Stl	Min
		FG-FGA	FG-FGA	FT-FTA	Off	Def	Tot								
00	BLANKSON, Odartey	f	1-10	1-3	2-2	2	8	10	3	5	2	1	0	2	34
22	AMUNDSON, Louis	f	1-1	0-0	0-2	0	3	3	3	2	0	1	1	0	16
03	UMEH, Michael	g	8-13	4-5	1-4	0	5	5	1	21	2	1	0	1	31
11	MORGAN, Ricky	g	2-7	0-2	18-19	2	2	4	3	22	2	2	0	0	23
12	HANNAN, Andy	g	0-2	0-0	0-0	3	0	3	0	0	0	0	0	0	13
01	BECK, Romel	g	2-11	1-2	0-0	3	1	4	3	5	0	3	2	2	19
05	TERRY, Curtis	g	3-6	1-3	0-0	0	3	3	1	7	1	0	0	0	15
10	BLASSINGAME, Jerel	g	0-3	0-1	2-2	0	0	0	3	2	6	1	0	1	18
30	ANTHONY, Joel	2-3	0-0	0-0	3	5	8	3	4	0	2	3	1	24	
41	VILLEPIGUE, Dustin	1-3	0-0	0-0	2	2	4	2	2	0	1	0	0	7	
	Team					0	3	3							
	Totals		20-59	7-16	23-29	15	32	47	22	70	13	12	6	7	200

FG % 1st Half: 12-31 38.7% 2nd half: 8-28 28.6% Game: 20-59 33.9%
 3FG % 1st Half: 4-8 50.0% 2nd half: 3-8 37.5% Game: 7-16 43.8%
 FT % 1st Half: 0-0 0.0% 2nd half: 23-29 79.3% Game: 23-29 79.3%

Officials: Bob Staffen, Kelly Self, Larry Spaulding
 Technical fouls: University of Wyoming-None. UNLV-None.
 Attendance: 7603

Score by periods	1st	2nd	Total
University of Wyoming	21	42	63
UNLV	28	42	70

Points	In	Off	2nd	Fast	Bench
WY	Paint	T/O	Chance	Break	
WY	22	10	16	2	14
UNLV	22	12	12	2	20

Last FG - WY 2nd-00:04, LV 2nd-02:05.
 Largest lead - WY by 4 1st-18:00, LV by 9 2nd-09:25.

Score tied - 3 times.
 Lead changed - 3 times.

2006 MW Tournament Quarterfinal #7 Wyoming 57 vs. #2 Air Force 55 March 9, 2006, Pepsi Center, Denver

Wyoming Men 57 • 13-17 (5-11 MWC)

##	Player	Total		3-Ptr		Rebounds			PF	TP	A	TO	Blk	Stl	Min
		FG-FGA	FG-FGA	FT-FTA	Off	Def	Tot								
15	LEVEN, Steve	f	6-8	3-4	5-6	0	2	2	3	20	0	3	0	1	33
54	WABBINGTON, Derek	f	3-8	0-0	0-0	1	2	3	4	6	0	3	0	1	26
02	WILLIAMS, Justin	c	1-1	0-0	5-5	2	6	8	4	7	0	4	5	1	36
01	JONES, Brad	g	2-7	0-1	2-2	3	8	11	1	6	5	1	0	0	37
23	EWING, Brandon	g	2-8	0-3	8-8	0	1	1	3	12	0	3	0	0	28
05	LEWIS, Kevin	g	2-7	0-1	2-2	1	1	2	2	6	1	1	1	0	20
13	FORMAN, Ross	0-0	0-0	0-0	0	0	0	0	2	0	0	0	0	0	4
14	EBERT, James	0-0	0-0	0-0	0	0	0	0	0	0	2	0	0	0	3
34	ANDERSON, Chris	0-0	0-0	0-0	0	0	0	0	2	0	0	1	0	0	13
	Team					1	0	1							
	Totals		16-39	3-9	22-23	8	20	28	21	57	6	18	6	3	200

FG % 1st Half: 10-23 43.5% 2nd half: 6-16 37.5% Game: 16-39 41.0%
 3FG % 1st Half: 2-7 28.6% 2nd half: 1-2 50.0% Game: 3-9 33.3%
 FT % 1st Half: 1-1 100.0% 2nd half: 21-22 95.5% Game: 22-23 95.7%

Air Force Men 55 • 24-6 (12-4 MWC)

##	Player	Total		3-Ptr		Rebounds			PF	TP	A	TO	Blk	Stl	Min
		FG-FGA	FG-FGA	FT-FTA	Off	Def	Tot								
21	BURTSCHLI, Jacob	f	2-8	0-4	1-2	2	3	5	4	5	1	2	0	1	36
34	NWABELELE, Dan	f	3-10	2-6	2-2	0	1	1	3	10	2	0	1	1	39
54	RYE, John	c	0-3	0-2	0	2	2	0	0	1	3	0	0	0	16
05	McCRAW, Matt	g	4-8	2-5	2-3	1	4	5	5	12	1	2	0	1	36
15	HOOD, Antoine	g	6-9	0-1	4-7	3	3	6	2	16	2	4	0	1	40-
10	HENKE, Andrew	1-2	1-2	1-2	0	0	0	0	4	0	0	0	0	0	3
12	ANDERSON, Tim	2-5	0-0	4-4	0	0	0	0	5	8	1	0	1	3	27
20	MYERS, Hunter	0-1	0-0	0-0	1	0	1	0	0	0	0	0	0	0	0+
35	HOLUM, Marc	0-0	0-0	0-1	1	0	1	0	0	0	0	0	0	1	3
	Team					1	1	2							
	Totals		18-46	5-20	14-21	9	14	23	19	55	8	11	2	8	200

FG % 1st Half: 5-17 29.4% 2nd half: 13-29 44.8% Game: 18-46 39.1%
 3FG % 1st Half: 2-6 33.3% 2nd half: 3-14 21.4% Game: 5-20 25.0%
 FT % 1st Half: 6-8 75.0% 2nd half: 8-13 61.5% Game: 14-21 66.7%

Officials: Verne Harris, Eric Curry, Shawn Leigh
 Technical fouls: Wyoming Men-None. Air Force Men-None.
 Attendance: 7603

Score by periods	1st	2nd	Total
Wyoming Men	23	34	57
Air Force Men	18	37	55

Points	In	Off	2nd	Fast	Bench
WY	Paint	T/O	Chance	Break	
WY	22	10	16	2	14
AF	16	7	19	7	2

Last FG - WY 2nd-01:41, AF 2nd-00:01.
 Largest lead - WY by 16 2nd-16:46, AF by 2 1st-12:22.

Score tied - 3 times.
 Lead changed - 4 times.

2006 MW Tournament Semifinal #7 Wyoming 60 vs. #6 Utah 47 March 10, 2006, Pepsi Center, Denver

Wyoming Men 60 • 14-17 (5-11 MWC)

##	Player	Total		3-Ptr		Rebounds			PF	TP	A	TO	Blk	Stl	Min
		FG-FGA	FG-FGA	FT-FTA	Off	Def	Tot								
15	LEVEN, Steve	f	2-6	1-3	0-1	1	1	2	3	5	1	2	0	0	26
54	WABBINGTON, Derek	f	2-3	0-0	2-2	0	3	3	4	6	2	2	0	1	18
02	WILLIAMS, Justin	c	4-5	0-0	2-6	3	12	15	3	10	1	2	12	1	37
01	JONES, Brad	g	9-12	0-0	2-5	0	5	5	0	20	2	3	0	0	36
23	EWING, Brandon	g	5-6	1-2	6-8	0	2	2	1	17	2	3	0	2	37
05	LEWIS, Kevin	g	0-1	0-0	0-0	1	1	2	0	3	1	1	0	0	17
13	FORMAN, Ross	0-0	0-0	0-0	0	0	0	0	0	0	1	0	0	0	2
14	EBERT, James	0-1	0-1	0-0	0	0	0	0	0	1	0	0	0	0	5
34	ANDERSON, Chris	1-5	0-0	0-0	2	4	6	5	2	0	0	1	0	22	
	Team					0	1	1							
	Totals		23-39	2-7	12-22	6	29	35	18	60	12	14	14	4	200

FG % 1st Half: 13-22 59.1% 2nd half: 10-17 58.8% Game: 23-39 59.0%
 3FG % 1st Half: 1-4 25.0% 2nd half: 1-3 33.3% Game: 2-7 28.6%
 FT % 1st Half: 0-2 0.0% 2nd half: 12-20 60.0% Game: 12-22 54.5%

Utah Men 47 • 14-15 (6-10 MWC)

##	Player	Total		3-Ptr		Rebounds			PF	TP	A	TO	Blk	Stl	Min
		FG-FGA	FG-FGA	FT-FTA	Off	Def	Tot								
20	MARKSON, Bryant	f	3-10	1-1	4-6	2	2	4	1	11	0	2	0	1	39
21	GREEN, Shaun	f	3-9	1-4	1-2	1	3	4	4	4	2	1	0	0	31
50	NEVILL, Luke	c	1-1	0-0	11-14	3	6	9	4	17	0	4	1	0	26
01	BRYANT, Johnnie	g	3-10	0-4	0-0	1	1	2	3	6	3	2	0	0	37
02	BORHA, Lawrence	g	3-5	1-1	0-0	1	1	2	3	7	0	0	0	3	28
03	GRANT, Chris	0-2	0-1	0-0	0	0	0	0	0	0	0	0	0	0	9
11	DRISDOM, Tim	0-0	0-0	0-0	0	0	0	0	0	0	0	0	0	0	5
30	JACKSON, Chris	1-3	0-0	0-2	3	1	4	0	2	0	0	0	0	0	10
32	JOHNS, Ricky	0-2	0-0	0-0	2	1	0	0	3	0	1	1	0	2	15
	Team				2	1	3								
	Totals		14-52	3-11	16-24	13	15	28	18	47	6	10	1	6	200

FG % 1st Half: 7-28 25.0% 2nd half: 7-24 29.2% Game: 14-52 26.9%
 3FG % 1st Half: 1-6 16.7% 2nd half: 1-5 40.0% Game: 3-11 27.3%
 FT % 1st Half: 4-8 50.0% 2nd half: 12-16 75.0% Game: 16-24 66.7%

Officials: Randy McCall, Verne Harris, Tim Gabutero
 Technical fouls: Wyoming Men-None. Utah Men-None.
 Attendance: 8573

Score by periods	1st	2nd	Total
Wyoming Men	27	33	60
Utah Men	19	28	47

Points	In	Off	2nd	Fast	Bench
WY	Paint	T/O	Chance	Break	
WY	30	14	4	2	2
UT	18	7	13	2	2

Last FG - WY 2nd-03:00, UT 2nd-09:50.
 Largest lead - WY by 13 2nd-00:36, UT by 4 1st-18:34.

Wyoming Cowboys

2007 MW Tournament Quarterfinal #5 Wyoming 67 vs. #4 Air Force 62 March 8, 2007, Thomas & Mack Center, Las Vegas

Wyoming 67 • 17-14

##	Player	f/g	Total		3-Ptr		Rebounds			PF	TP	A	TO	Blk	Stl	Min
			FG-FGA	FG-FGA	FT-FTA	Off	Def	Tot								
02	SPENCER, James	f	1-5	0-2	1-1	1	7	8	1	3	0	2	1	0	33	
20	TAYLOR, Joseph	f	3-5	0-0	2-2	2	4	6	4	8	0	2	1	0	31	
40	BROWN, Daaron	c	3-4	0-0	0-0	1	3	4	3	6	0	0	0	0	17	
01	JONES, Brad	g	8-13	1-4	12-15	1	4	5	5	29	4	4	0	1	40-	
23	EWING, Brandon	g	5-9	2-6	7-9	0	2	2	3	19	3	2	0	0	37	
03	OKOYE, Ryan	g	0-0	0-0	0-0	1	4	5	2	0	0	1	0	0	7	
05	DERMODY, Ryan	g	1-1	0-0	0-0	1	0	1	5	2	0	0	0	0	24	
31	PLATT, Eric	g	0-2	0-2	0-0	0	1	1	2	0	0	0	0	0	11	
Team						0	0	0	0							
Totals			21-39	3-14	22-27	7	25	32	25	67	7	11	2	1	200	

FG % 1st Half: 12-24 50.0% 2nd half: 9-15 60.0% Game: 21-39 53.8% Deadball Rebounds 2,1
 3FG % 1st Half: 2-9 22.2% 2nd half: 1-5 20.0% Game: 3-14 21.4%
 FT % 1st Half: 2-2 100.0 2nd half: 20-25 80.0% Game: 22-27 81.5%

Air Force 62 • 23-8

##	Player	f/g	Total		3-Ptr		Rebounds			PF	TP	A	TO	Blk	Stl	Min
			FG-FGA	FG-FGA	FT-FTA	Off	Def	Tot								
21	BURTSCHI, Jacob	f	5-10	2-3	3-9	4	5	9	2	15	1	0	0	1	39	
34	NWAELELE, Dan	f	3-9	0-4	3-6	0	4	4	3	9	0	0	0	2	37	
45	WELCH, Nick	c	2-5	0-2	0-0	1	0	1	2	4	1	0	0	0	14	
05	McCRAW, Matt	g	1-5	1-3	0-0	0	2	2	4	3	5	0	0	1	35	
12	ANDERSON, Tim	g	3-8	0-2	7-9	1	0	1	3	13	3	0	1	1	38	
10	HENKE, Andrew	g	4-6	3-4	5-7	0	1	1	4	16	1	2	0	1	30	
42	JOHNSON, Anwar	g	1-1	0-0	0-1	0	0	1	3	2	0	1	0	0	7	
54	FRYE, John	g	0-0	0-0	0-0	0	0	0	0	0	0	0	0	0	0+	
Team						1	1	2								
Totals			19-44	6-18	18-32	7	14	21	21	62	11	3	1	6	200	

FG % 1st Half: 9-24 37.5% 2nd half: 10-20 50.0% Game: 19-44 43.2% Deadball Rebounds 6
 3FG % 1st Half: 3-10 30.0% 2nd half: 3-8 37.5% Game: 6-18 33.3%
 FT % 1st Half: 4-6 66.7% 2nd half: 14-26 53.8% Game: 18-32 56.3%

Officials: Randy McCall, Eric Curry, Stanley Reynolds
 Technical fouls: Wyoming-None. Air Force-None.
 Attendance: 9813

Score by periods	1st	2nd	Total
Wyoming	28	39	67
Air Force	25	37	62

	In	Off	2nd	Fast	Bench
Points	Paint	T/O	Chance	Break	
WY	30	4	8	0	2
AF	26	9	5	4	18

Last FG - WY 2nd-03:36, AF 2nd-00:13.
 Largest lead - WY by 8 1st-15:54, AF by 1 1st-04:25.

Score tied - 2 times.
 Lead changed - 2 times.

2007 MW Tournament Semifinal #5 Wyoming 84 vs. #1 BYU 96 March 9, 2007, Thomas & Mack Center, Las Vegas

Wyoming 84 • 17-15

##	Player	f/g	Total		3-Ptr		Rebounds			PF	TP	A	TO	Blk	Stl	Min
			FG-FGA	FG-FGA	FT-FTA	Off	Def	Tot								
20	TAYLOR, Joseph	f	3-5	1-1	2-3	4	7	11	5	9	0	1	3	1	29	
40	BROWN, Daaron	f	4-9	0-0	0-0	2	6	8	4	8	1	1	0	0	25	
01	JONES, Brad	g	6-16	1-3	10-15	2	5	7	4	23	5	5	0	4	38	
02	SPENCER, James	g	1-3	0-1	0-0	0	1	1	1	2	0	3	0	0	21	
23	EWING, Brandon	g	10-22	1-6	2-3	2	0	2	4	23	4	3	0	1	39	
03	OKOYE, Ike	g	1-1	0-0	0-0	2	0	2	0	2	0	1	2	0	6	
05	DERMODY, Ryan	g	0-0	0-0	0-2	0	0	0	3	0	0	0	0	0	6	
31	PLATT, Eric	g	4-8	4-8	1-3	0	2	2	4	13	3	1	0	0	22	
32	NELSON, Travis	g	2-3	0-0	0-2	0	0	0	2	4	0	0	0	0	11	
45	SONGONDO, Bienvenu	g	0-0	0-0	0-0	0	1	1	2	0	0	0	0	0	3	
Team						3	1	4								
Totals			31-67	7-19	15-28	15	23	38	29	84	13	15	5	6	200	

FG % 1st Half: 15-33 45.5% 2nd half: 16-34 47.1% Game: 31-67 46.3% Deadball Rebounds 4
 3FG % 1st Half: 2-9 22.2% 2nd half: 5-10 50.0% Game: 7-19 36.8%
 FT % 1st Half: 3-7 42.9% 2nd half: 12-21 57.1% Game: 15-28 53.6%

BYU 96 • 25-7

##	Player	f/g	Total		3-Ptr		Rebounds			PF	TP	A	TO	Blk	Stl	Min
			FG-FGA	FG-FGA	FT-FTA	Off	Def	Tot								
03	YOUNG, Keena	f	3-13	0-0	6-8	3	7	10	2	12	2	2	1	0	31	
44	PLAISTED, Trent	f	10-13	0-0	7-16	1	9	10	2	27	1	2	3	2	36	
13	AINGE, Austin	g	4-6	3-3	5-6	1	0	1	4	16	2	2	0	2	31	
23	BALDERSON, Jimmy	g	2-5	2-2	0-1	0	0	0	2	6	2	3	1	0	20	
30	CUMMARD, Lee	g	6-8	2-4	7-8	1	6	7	4	21	3	4	0	3	33	
02	ROSE, Mike	g	2-4	2-4	3-4	0	3	3	0	9	0	1	0	0	18	
20	BURGESS, Sam	g	0-0	0-0	0-0	2	0	2	1	0	1	1	0	1	8	
24	MURDOCK, Ben	g	0-1	0-0	0-0	0	1	1	4	0	1	0	0	0	9	
45	TAVERNARI, Jonathan	g	2-6	0-1	1-2	3	3	6	0	5	1	0	3	0	14	
Team						2	0	2								
Totals			29-56	9-14	29-45	13	29	42	19	96	14	13	7	10	200	

FG % 1st Half: 21-35 60.0% 2nd half: 8-21 38.1% Game: 29-56 51.8% Deadball Rebounds 7,1
 3FG % 1st Half: 6-8 75.0% 2nd half: 3-5 60.0% Game: 9-14 64.3%
 FT % 1st Half: 6-10 60.0% 2nd half: 23-35 65.7% Game: 29-45 64.4%

Officials: Verne Harris, Randy McCall, Eric Curry
 Technical fouls: Wyoming-None. BYU-None.
 Attendance:

Score by periods	1st	2nd	Total
Wyoming	35	49	84
BYU	54	42	96

	In	Off	2nd	Fast	Bench
Points	Paint	T/O	Chance	Break	
WY	42	10	8	19	19
BY	30	18	14	4	14

Last FG - WY 2nd-00:17, BYU 2nd-02:19.
 Largest lead - WY None, BY by 25 1st-08:16.

Score tied - 0 times.
 Lead changed - 0 times.

2008 MW Tournament First Round #9 Colorado State 68 vs. #8 Wyoming 63 March 12, 2008, Thomas & Mack Center, Las Vegas

Colorado State 68 • 7-24

##	Player	f/g	Total		3-Ptr		Rebounds			PF	TP	A	TO	Blk	Stl	Min
			FG-FGA	FG-FGA	FT-FTA	Off	Def	Tot								
13	McFARLAND, Andre	f	6-10	4-6	2-2	1	4	5	4	18	1	1	2	0	30	
04	WALKER, Marcus	g	9-17	1-7	3-4	0	2	2	2	22	5	5	0	3	29	
12	NIGON, Adam	g	4-7	0-1	2-2	1	3	4	2	10	1	5	0	0	38	
21	SIMMONS, Josh	g	0-2	0-0	0-2	0	2	2	2	0	1	2	0	0	20	
43	GARDNER, Willis	g	1-6	0-3	6-8	1	5	6	1	8	5	0	1	2	37	
03	CLAYMAN, Flynn	g	3-5	1-2	1-2	2	5	7	1	8	0	1	3	0	23	
11	COHEN, David	g	0-0	0-0	0-0	0	0	0	0	0	0	0	0	1	2	
22	WOODARD, Jesse	g	0-3	0-2	0-2	0	0	0	5	0	1	1	0	0	16	
23	AGUILAR, Ronnie	g	1-1	0-0	0-0	0	1	1	5	2	0	0	0	0	5	
Team						0	2	2								
Totals			24-51	6-21	14-22	5	24	29	22	68	14	15	6	8	200	

FG % 1st Half: 10-23 43.5% 2nd half: 14-28 50.0% Game: 24-51 47.1% Deadball Rebounds 4,4
 3FG % 1st Half: 3-13 23.1% 2nd half: 1-8 12.5% Game: 6-21 28.6%
 FT % 1st Half: 6-12 50.0% 2nd half: 8-10 80.0% Game: 14-22 63.6%

Wyoming 63 • 12-18

##	Player	f/g	Total		3-Ptr		Rebounds			PF	TP	A	TO	Blk	Stl	Min
			FG-FGA	FG-FGA	FT-FTA	Off	Def	Tot								
05	DERMODY, Ryan	f	1-10	1-5	0-0	1	8	9	2	3	2	4	1	1	38	
21	JOHNSON, Tyson	f	3-4	0-0	1-3	1	3	4	7	2	2	0	0	0	21	
13	LINSKENS, Mikhail	c	0-4	0-0	0-0	0	4	4	0	0	0	0	0	0	8	
01	JONES, Brad	g	3-7	1-1	3-3	2	0	2	1	10	1	2	0	0	36	
23	EWING, Brandon	g	7-14	2-6	13-13	0	1	1	4	29	1	6	0	0	39	
20	TAYLOR, Joseph	g	4-12	1-1	0-0	3	4	7	5	9	1	1	1	0	24	
31	PLATT, Eric	g	0-1	0-1	0-0	0	0	0	0	1	0	0	0	0	11	
32	NELSON, Travis	g	2-4	0-0	1-1	3	2	5	4	5	1	2	0	1	16	
55	BUNKER, Travis	g	0-0	0-0	0-0											

Wyoming Cowboys

Mountain West Tournament Box Scores

2009 MW Tournament Semifinal #6 Wyoming 55 vs. #2 Utah 68 March 13, 2009, Thomas & Mack Center, Las Vegas

Wyoming 55 • 19-13

#	Player	F	Total		3-Ptr		Rebounds			PF	TP	A	TO	Blk	Stl	Min
			FG-FGA	FG-FGA	FT-FTA	Off	Def	Tot								
11	MUOJEKE, Afam	f	3-9	0-2	1-3	0	3	3	0	7	0	3	0	1	26	
21	JOHNSON, Tyson	f	2-6	0-0	1-2	4	2	6	3	5	2	1	0	1	26	
15	WADDELL, Adam	c	1-3	0-0	1-2	1	3	4	2	3	0	1	0	1	24	
00	OGIRRI, Sean	g	2-6	1-3	7-8	1	2	3	1	12	1	2	0	1	40	
23	EWING, Brandon	g	4-15	0-3	5-5	1	3	4	2	13	0	5	0	0	40	
13	LINSKENS, Mikhaill	g	0-1	0-1	0-0	0	0	0	0	0	0	0	0	0	4	
25	THIAM, Djibril	g	3-6	0-1	2-3	0	6	6	3	8	0	2	0	1	27	
51	DAVIS, A.J.	g	2-4	0-0	3-3	0	2	2	1	7	0	0	1	0	13	
Team						2	1	3								
Totals			17-50	1-10	20-26	9	22	31	12	55	3	14	1	5	200	

FG % 1st Half: 9-24 37.5% 2nd half: 8-26 30.8% Game: 17-50 34.0%
 3FG % 1st Half: 1-5 20.0% 2nd half: 0-5 0.0% Game: 1-10 10.0%
 FT % 1st Half: 10-12 83.3% 2nd half: 10-14 71.4% Game: 20-26 76.9%

Deadball Rebounds 2,2

Utah 68 • 23-9

#	Player	F	Total		3-Ptr		Rebounds			PF	TP	A	TO	Blk	Stl	Min
			FG-FGA	FG-FGA	FT-FTA	Off	Def	Tot								
14	TILLIE, Kim	f	2-4	0-0	0-0	1	3	4	5	4	1	0	0	1	15	
50	NEVILL, Luke	c	8-12	0-0	7-10	2	13	15	3	23	3	0	4	1	39	
05	DRCA, Luka	g	3-9	1-6	2-2	1	2	3	2	9	4	0	1	0	31	
11	BORHA, Lawrence	g	3-5	1-3	0-0	0	1	1	3	7	3	2	0	0	28	
15	BROWN, Carlton	g	5-12	1-2	2-2	2	3	5	2	13	1	1	0	3	29	
21	GREEN, Shaun	g	2-6	2-6	0-0	0	3	3	4	6	0	1	0	0	19	
32	KEPKAY, Tyler	g	2-7	2-5	0-0	1	0	1	2	6	1	3	0	2	33	
45	GRIM, Morgan	g	0-1	0-0	0-0	0	0	0	1	0	0	0	0	0	6	
Team						1	2	3								
Totals			25-56	7-22	11-14	8	27	35	22	68	17	11	4	8	200	

FG % 1st Half: 13-26 50.0% 2nd half: 12-30 40.0% Game: 25-56 44.6%
 3FG % 1st Half: 4-13 30.8% 2nd half: 3-9 33.3% Game: 7-22 31.8%
 FT % 1st Half: 5-7 71.4% 2nd half: 6-7 85.7% Game: 11-14 78.6%

Deadball Rebounds 2,1

Officials: David Hall, Stan Reynolds, Eric Curry
 Technical fouls: Wyoming-None. Utah-None.
 Attendance: 11629
 2009 Mountain West Conference Semifinal

Score by periods	1st	2nd	Total
Wyoming	29	26	55
Utah	35	33	68

Last FG - WY 2nd-05:47, UT 2nd-00:52.
 Largest lead - WY by 2 1st-19:15, UT by 13 1st-11:36.

	In	Off	2nd	Fast	Bench
Points	Paint	T/O	Chance	Break	
WY	28	12	5	2	15
UT	22	20	7	2	12

Score tied - 2 times.
 Lead changed - 1 time.

2010 MW Tournament First Round #9 Air Force 59 vs. #8 Wyoming 40 March 10, 2010, Thomas & Mack Center, Las Vegas

#9 Air Force 59 • 10-20

#	Player	F	Total		3-Ptr		Rebounds			PF	TP	A	TO	Blk	Stl	Min
			FG-FGA	FG-FGA	FT-FTA	Off	Def	Tot								
14	LYONS, Michael	f	5-11	1-5	0-0	2	3	5	0	11	3	2	0	1	38	
50	PARKER, Grant	f	6-10	2-5	1-2	0	3	3	2	15	1	1	0	0	32	
33	MCLAIN, Mike	c	3-4	0-0	0-0	0	1	1	2	6	1	1	0	1	19	
10	FLETCHER, Todd	g	3-5	2-4	1-1	1	2	4	9	2	0	0	1	19		
35	WASHINGTON, Evan	g	2-7	0-2	2-2	1	3	4	2	6	3	4	0	0	37	
05	FITZGERALD, Mike	g	0-0	0-0	0-0	0	0	0	0	0	0	0	0	0	3	
20	FOW, Tom	g	3-7	1-2	2-2	1	1	2	4	9	1	0	0	0	17	
22	MERRIEX, Avery	g	0-2	0-0	0-0	0	2	2	1	0	3	0	0	1	22	
24	BROOKS, Derek	g	1-2	1-2	0-0	0	1	1	4	3	0	0	0	0	3	
34	BROEKHUIS, Taylor	g	0-0	0-0	0-0	0	1	1	0	0	1	1	0	0	3	
Team						3	1	4								
Totals			23-48	7-20	6-7	8	17	25	19	59	15	10	0	4	200	

FG % 1st Half: 13-26 50.0% 2nd half: 10-22 45.5% Game: 23-48 47.9%
 3FG % 1st Half: 4-12 33.3% 2nd half: 3-8 37.5% Game: 7-20 35.0%
 FT % 1st Half: 2-3 66.7% 2nd half: 4-4 100.0% Game: 6-7 85.7%

Deadball Rebounds 0,3

#8 Wyoming 40 • 10-21

#	Player	F	Total		3-Ptr		Rebounds			PF	TP	A	TO	Blk	Stl	Min
			FG-FGA	FG-FGA	FT-FTA	Off	Def	Tot								
05	DERMODY, Ryan	f	2-9	2-9	0-0	0	3	3	1	6	0	1	0	0	35	
25	THIAM, Djibril	f	1-4	0-1	0-1	1	4	5	3	2	0	1	0	2	33	
15	WADDELL, Adam	c	4-5	0-0	4-7	1	3	4	2	12	0	1	0	0	30	
02	BOUEDO, Arthur	g	0-2	0-2	0-2	0	2	2	0	2	3	0	0	0	16	
03	JACKSON, Desmar	g	7-9	0-1	4-7	1	4	5	3	18	2	7	1	1	39	
22	M'BAYE, Amath	g	1-2	0-1	0-2	0	1	1	4	2	1	0	0	0	17	
35	HARRISON, Daylen	g	0-2	0-2	0-0	0	1	1	0	0	2	1	0	1	30	
Team						0	1	0								
Totals			15-33	2-16	8-19	3	18	21	13	40	7	13	2	4	200	

FG % 1st Half: 7-14 50.0% 2nd half: 8-19 42.1% Game: 15-33 45.5%
 3FG % 1st Half: 1-5 20.0% 2nd half: 1-11 9.1% Game: 2-16 12.5%
 FT % 1st Half: 6-13 46.2% 2nd half: 2-6 33.3% Game: 8-19 42.1%

Deadball Rebounds 6

Officials: Verne Harris, Larry Spaulding, Eric Curry
 Technical fouls: #9 Air Force-None. #8 Wyoming-None.
 Attendance: 5348

2010 Mountain West Conference
 First Round - Air Force Advances

Score by periods	1st	2nd	Total
#9 Air Force	32	27	59
#8 Wyoming	21	19	40

Last FG - AF 2nd-00:45, WY 2nd-05:28.
 Largest lead - AF by 19 2nd-00:45, WY by 2 1st-18:57.

	In	Off	2nd	Fast	Bench
Points	Paint	T/O	Chance	Break	
AF	26	17	7	2	12
WY	24	5	2	2	2

Score tied - 1 time.
 Lead changed - 3 times.

2011 MW Tournament First Round #9 TCU 70 vs. #8 Wyoming 61 March 9, 2011, Thomas & Mack Center, Las Vegas

TCU 70 • 11-21

#	Player	F	Total		3-Ptr		Rebounds			PF	TP	A	TO	Blk	Stl	Min
			FG-FGA	FG-FGA	FT-FTA	Off	Def	Tot								
12	CERINA, Nikola	f	4-8	0-0	1-1	2	8	10	5	9	2	2	1	1	30	
33	GREEN, Garlon	f	5-11	0-2	0-0	0	3	3	3	10	1	4	0	1	31	
10	THORNS, Hank	g	6-16	1-3	3-3	0	4	4	2	16	9	2	0	0	40	
23	CADOT, J.R.	g	6-8	0-0	1-3	6	7	13	3	13	1	0	0	3	35	
25	HILL, Greg	g	6-11	4-5	2-4	1	1	2	0	18	2	2	1	3	34	
01	RAY, Jarvis	g	0-0	0-0	0-0	0	0	0	0	2	1	1	0	0	6	
04	FIELDS, Amric	g	0-4	0-0	0-1	0	0	0	2	0	1	1	1	2	14	
15	GACESA, Nikola	g	2-2	0-0	0-0	0	1	1	1	4	0	1	0	0	10	
Team						0	1	1								
Totals			29-60	5-10	7-12	9	25	34	18	70	17	13	3	10	200	

FG % 1st Half: 11-27 40.7% 2nd half: 18-33 54.5% Game: 29-60 48.3%
 3FG % 1st Half: 2-4 50.0% 2nd half: 3-6 50.0% Game: 5-10 50.0%
 FT % 1st Half: 3-4 75.0% 2nd half: 4-8 50.0% Game: 7-12 58.3%

Deadball Rebounds 3

Wyoming 61 • 10-21

#	Player	F	Total		3-Ptr		Rebounds			PF	TP	A	TO	Blk	Stl	Min
			FG-FGA	FG-FGA	FT-FTA	Off	Def	Tot								
22	M'BAYE, Amath	f	3-8	1-1	3-4	2	4	6	3	10	0	3	2	0	34	
23	THIAM, Djibril	f	2-4	0-0	2-2	0	4	4	1	6	0	1	2	4	24	
01	LUSTER, JayDee	g	2-9	1-4	3-4	1	0	1	4	8	3	3	0	1	23	
03	JACKSON, Desmar	g	5-10	1-4	1-2	1	5	6	2	12	1	4	0	0	33	
04	CRUZ, Francisco	g	5-12	2-5	2-2	4	3	7	1	14	2	5	0	2	35	
02	BOUEDO, Arthur	g	0-3	0-3	0-0	0	0	0	0	0	1	0	0	0	4	
15	WADDELL, Adam	g	2-5	0-0	2-4	5	3	8	3	6	0	0	1	0	18	
21	HUDSON, Joe	g	2-5	1-4	0-0	0	0	0	2	5	0	0	0	0	14	
35	HARRISON, Daylen	g	0-0	0-0	0-0	0	2	2	1	0	1	0	0	1	15	
Team						0	1	1								
Totals			21-56	6-21	13-18	13	22	35	17	61	7	17	5	8	200	

FG % 1st Half: 8-29 27.6% 2nd half: 13-27 48.1% Game: 21-56 37.5%
 3FG % 1st Half: 2-11 18.2% 2nd half: 4-10 40.0% Game: 6-21

Wyoming Cowboys

2013 MW Tournament First Round #8 Wyoming 85 vs. #9 Nevada 81 March 12, 2013, Thomas & Mack Center, Las Vegas

Nevada 81 • 12-19

##	Player	FG-FGA	3-Ptr	FT-FTA	Rebounds			PF	TP	A	TO	Blk	Stl	Min
					Off	Def	Tot							
13	HUFF, Cole	f 3-5	1-2	0-0	2	3	5	3	7	0	0	0	1	24
33	PANZER, Kevin	f 1-3	0-1	1-2	2	1	3	4	3	1	3	0	0	16
00	COLEMAN, Marqueze	g 5-8	1-1	3-4	3	4	7	5	14	2	1	0	1	38
24	BURTON, Deonte	g 8-18	3-8	8-11	2	1	3	5	27	6	2	1	0	40
34	STORY, Malik	g 7-17	5-12	1-2	1	3	4	1	20	3	3	0	3	39
04	ELLIOTT, Devonte	g 1-2	0-0	2-3	1	2	3	5	4	0	1	0	0	15
12	FUETSCH, Keith	g 0-0	0-0	0-0	0	0	0	0	0	0	0	0	0	0+
20	BURRIS, Jordan	g 2-4	0-1	0-1	0	1	1	5	4	1	1	1	1	17
21	FALL, Ali	g 1-2	0-0	0-2	2	1	3	1	2	0	1	0	0	11
	Team				0	2	2							
Totals		28-59	10-25	15-25	13	18	31	29	81	13	12	2	6	200

FG % 1st Half: 13-31 41.9% 2nd half: 15-28 53.6% Game: 28-59 47.5% Deadball Rebounds 5
 3FG % 1st Half: 5-11 45.5% 2nd half: 5-14 35.7% Game: 10-25 40.0%
 FT % 1st Half: 5-9 55.6% 2nd half: 10-16 62.5% Game: 15-25 60.0%

Wyoming 85 • 19-12

##	Player	FG-FGA	3-Ptr	FT-FTA	Rebounds			PF	TP	A	TO	Blk	Stl	Min
					Off	Def	Tot							
00	WASHINGTON, Leonard	f 5-8	0-2	8-13	1	4	5	3	18	2	2	0	2	25
22	NANCE JR, Larry	f 9-10	1-1	0-0	3	5	8	5	19	3	0	1	1	35
01	GILMORE, Derrious	g 6-12	3-7	2-4	0	4	4	3	17	8	4	0	0	37
02	GRABAU, Riley	g 2-6	1-4	4-4	0	2	2	2	9	1	1	0	0	37
14	ADAMS, Josh	g 1-3	1-3	7-11	0	3	3	1	10	3	4	0	2	32
11	COOKE JR, Derek	g 3-7	0-0	2-3	3	1	4	2	8	0	0	0	0	17
20	SOBEY, Nathan	g 1-1	1-1	1-2	0	2	2	1	4	0	1	0	0	15
21	HALDORSON, Austin	g 0-0	0-0	0-0	0	0	0	0	0	1	0	0	0	2
	Team				0	2	2			1	0			
Totals		27-47	7-18	24-37	7	23	30	17	85	18	13	1	5	200

FG % 1st Half: 11-23 47.8% 2nd half: 16-24 66.7% Game: 27-47 57.4% Deadball Rebounds 8
 3FG % 1st Half: 5-11 45.5% 2nd half: 2-7 28.6% Game: 7-18 38.9%
 FT % 1st Half: 5-8 62.5% 2nd half: 19-29 65.5% Game: 24-37 64.9%

Officials: Randy McCall, David Hall, Verne Harris

Technical fouls: Nevada-PANZER, Kevin. Wyoming-None.

Attendance: 4712

2013 Reese's MW Men's Basketball Championship First Round

No. 8 seed Wyoming vs. No. 9 seed Nevada

Winner advances to Wednesday's quarterfinal vs. No. 1 New Mexico

Score by periods	1st	2nd	Total
Nevada	36	45	81
Wyoming	32	53	85

	Points	In Paint	Off T/O	2nd Chance	Fast Break	Bench
NV	28	21	12	10	10	10
WY	28	22	10	4	12	12

Last FG - NV 2nd-00:07, WY 2nd-01:15.
 Largest lead - NV by 7 1st-12:11, WY by 12 2nd-13:30.

Score tied - 2 times.
 Lead changed - 4 times.

2013 MW Tournament Quarterfinal #8 Wyoming 46 vs. #1 New Mexico 59 March 13, 2013, Thomas & Mack Center, Las Vegas

Wyoming 46 • 19-13

##	Player	FG-FGA	3-Ptr	FT-FTA	Rebounds			PF	TP	A	TO	Blk	Stl	Min
					Off	Def	Tot							
00	WASHINGTON, Leonard	f 3-7	0-1	0-0	1	5	6	5	6	1	3	0	2	23
22	NANCE JR, Larry	f 4-9	0-0	6-9	3	3	6	4	14	0	0	0	0	36
01	GILMORE, Derrious	g 4-17	4-10	2-2	1	2	3	3	14	3	4	0	0	40
02	GRABAU, Riley	g 0-5	0-5	0-0	0	1	1	4	0	4	1	0	0	37
14	ADAMS, Josh	g 5-10	2-5	0-0	0	1	1	2	12	2	2	0	0	34
11	COOKE JR, Derek	g 0-2	0-0	0-2	4	2	6	1	0	1	0	0	0	19
13	BENTZ, Jack	g 0-0	0-0	0-0	0	1	1	0	0	0	0	0	0	1
20	SOBEY, Nathan	g 0-0	0-0	0-0	0	0	0	2	0	0	0	0	0	8
21	HALDORSON, Austin	g 0-0	0-0	0-0	0	0	0	0	0	0	0	0	0	0+
23	McMANAMEN, Jason	g 0-0	0-0	0-0	0	0	0	1	0	0	0	0	0	2
	Team				3	1	4							
Totals		16-50	6-23	8-13	12	16	28	22	46	11	10	0	5	200

FG % 1st Half: 8-25 32.0% 2nd half: 8-25 32.0% Game: 16-50 32.0% Deadball Rebounds 5
 3FG % 1st Half: 4-15 26.7% 2nd half: 2-8 25.0% Game: 6-23 26.1%
 FT % 1st Half: 4-7 57.1% 2nd half: 4-6 66.7% Game: 8-13 61.5%

#15/14 New Mexico 59 • 27-5

##	Player	FG-FGA	3-Ptr	FT-FTA	Rebounds			PF	TP	A	TO	Blk	Stl	Min
					Off	Def	Tot							
41	BAIRSTOW, Cameron	f 3-8	0-0	8-9	5	3	8	3	14	1	1	2	0	37
53	KIRK, Alex	c 2-5	0-0	3-3	1	4	5	4	7	0	2	0	0	19
03	GREENWOOD, Hugh	g 2-5	1-2	0-2	2	4	6	2	5	1	2	1	3	31
04	WILLIAMS, Kendall	g 1-4	0-0	4-6	0	4	4	0	4	2	1	0	0	35
21	SNELL, Tony	g 4-11	2-5	5-6	0	3	3	0	15	2	1	0	2	35
01	THOMAS, Cleveland	g 1-2	0-0	1-2	1	0	1	0	3	0	0	0	0	5
04	ADAMS, Chad	g 2-4	0-1	0-1	1	2	3	1	4	2	1	1	1	25
13	FENTON, Jamal	g 2-3	1-1	0-0	0	2	2	2	5	2	0	0	0	13
	Team				0	1	1							
Totals		17-42	4-9	21-29	10	23	33	14	59	12	9	5	6	200

FG % 1st Half: 12-27 44.4% 2nd half: 5-15 33.3% Game: 17-42 40.5% Deadball Rebounds 4,1
 3FG % 1st Half: 4-6 66.7% 2nd half: 0-3 0.0% Game: 4-9 44.4%
 FT % 1st Half: 6-7 85.7% 2nd half: 15-22 68.2% Game: 21-29 72.4%

Officials: Verne Harris, Larry Spaulding, K.C. Ely
 Technical fouls: Wyoming-None. #15/14 New Mexico-None.

Attendance: 13297

2013 Reese's MW Men's Basketball Championship Quarterfinal #3

No. 1 seed New Mexico vs. No. 8 seed Wyoming

Winner advances to Friday's semifinal vs. No. 4 San Diego St/No. 5 Boise St

Score by periods	1st	2nd	Total
Wyoming	24	22	46
#15/14 New Mexico	34	25	59

	Points	In Paint	Off T/O	2nd Chance	Fast Break	Bench
WY	18	7	6	2	0	0
NM	18	11	7	7	5	12

Last FG - WY 2nd-00:05, NM 2nd-01:42.
 Largest lead - WY None, NM by 15 2nd-01:15.

Score tied - 0 times.
 Lead changed - 0 times.

2014 MW Tournament Quarterfinal #5 Wyoming 67 at #4 UNLV 71 March 13, 2014, Thomas & Mack Center, Las Vegas

Wyoming 67 • 18-14

##	Player	FG-FGA	3-Ptr	FT-FTA	Rebounds			PF	TP	A	TO	Blk	Stl	Min
					Off	Def	Tot							
11	COOKE JR, Derek	f 3-6	0-0	1-3	4	6	10	3	7	2	3	1	2	29
02	GRABAU, Riley	g 0-3	0-3	0-0	0	3	3	4	0	1	1	0	1	38
14	ADAMS, Josh	g 10-18	3-5	1-2	0	7	7	3	24	3	3	2	1	39
15	GRANBERRY, Jerron	g 6-13	3-8	3-3	0	2	2	2	18	1	1	0	1	38
20	SOBEY, Nathan	g 7-16	2-7	2-6	2	5	7	4	18	3	1	0	1	37
13	BENTZ, Jack	g 0-0	0-0	0-0	0	0	0	0	0	0	0	0	0	6
21	HALDORSON, Austin	g 0-0	0-0	0-0	0	0	0	0	0	0	0	0	0	2
43	SELLERS, Matt	g 0-0	0-0	0-0	0	1	1	1	0	0	0	0	0	11
	Team				1	1	2			2				
Totals		26-56	8-23	7-14	7	25	32	17	67	10	10	4	5	200

FG % 1st Half: 11-25 44.0% 2nd half: 15-31 48.4% Game: 26-56 46.4% Deadball Rebounds 4
 3FG % 1st Half: 4-12 33.3% 2nd half: 4-11 36.4% Game: 8-23 34.8%
 FT % 1st Half: 1-2 50.0% 2nd half: 6-12 50.0% Game: 7-14 50.0%

UNLV 71 • 20-12

##	Player	FG-FGA	3-Ptr	FT-FTA	Rebounds			PF	TP	A	TO	Blk	Stl	Min
					Off	Def	Tot							
02	BIRCH, Khem	f 2-6	0-0	4-6	2	7	9	8	4	0	1	0	1	34
05	WOOD, Christian	c 1-4	0-1	0-0	1	3	4	2	2	0	3	1	0	12
03	OLEKAIBE, Kevin	g 0-1	0-0	3-4	0	1	1	1	3	1	0	0	0	33
22	KENDRICK, Jelan	g 1-7	0-4	1-2	0	1	1	0	3	4	0	0	0	15
03	SMITH, Deville	g 4-7	3-5	4-5	2	1	3	1	15	1	2	0	2	29
01	SMITH, Roscoe	g 8-12	0-0	2-4	5	8	13	2	18	0	1	0	0	32
10	COOK, Daquan	g 0-3	0-1	0-0	0	1	1	1	0	0	0	0	0	12
11	LOPEZ-SOSA, Carlos	g 0-0	0-0	0-0	0	0	0	0	0	0	0	0	0	1
13	DEJEAN-JONES, Bryce	g 9-17	3-6	1-4	0	3	3	2	22	4	2	0	0	32
	Team				2	1	3							

Wyoming Cowboys

2015 MW Tournament Semifinal #4 Wyoming 71 vs. #1 Boise State 66 (OT) March 13, 2015, Thomas & Mack Center, Las Vegas

Wyoming 71 • 24-9

#	Player	FG-FGA	3-Ptr	FT-FTA	Rebounds			PF	TP	A	TO	Blk	Stl	Min
					Off	Def	Tot							
11	COOKE JR, Derek	f 1-3	0-0	2-3	1	6	7	4	4	0	1	1	0	20
22	NANCE JR, Larry	f 8-17	0-1	4-5	1	3	4	3	20	3	5	0	2	44
01	HANKERSON JR, Charle	g 0-3	0-1	1-2	0	2	2	2	1	5	1	0	1	38
02	GRABAU, Riley	g 2-6	1-4	8-8	0	4	4	2	13	2	3	0	0	40-
14	ADAMS, Josh	g 9-15	3-8	6-7	1	4	5	3	27	1	4	0	3	45
13	BENTZ, Jack	g 0-1	0-1	0-0	0	1	1	0	0	0	0	0	0	7
23	McMANAMEN, Jason	g 2-2	2-2	0-0	0	0	0	2	6	1	0	1	1	11
32	HERNDON, Alan	g 0-1	0-0	0-2	0	3	3	1	0	1	0	0	0	20
	Team				1	1	2			1				
	Totals	22-48	6-17	21-27	4	24	28	17	71	12	16	1	7	225

FG % 1st Half: 13-24 54.2% 2nd half: 6-20 30.0% OT: 3-4 75.0% Game: 22-48 45.8% Deadball Rebounds: 5,1
 3FG % 1st Half: 3-6 50.0% 2nd half: 2-10 20.0% OT: 1-1 100.0% Game: 6-17 35.3%
 FT % 1st Half: 7-8 87.5% 2nd half: 7-10 70.0% OT: 7-9 77.8% Game: 21-27 77.8%

Boise State 66 • 25-8

#	Player	FG-FGA	3-Ptr	FT-FTA	Rebounds			PF	TP	A	TO	Blk	Stl	Min
					Off	Def	Tot							
13	DUNCAN, Nick	f 4-9	3-8	0-0	1	2	3	5	11	1	1	0	2	41
23	WEBB III, James	f 4-10	1-4	0-0	4	8	12	3	9	2	2	2	2	41
02	MARKS, Derrick	g 6-21	2-8	3-5	1	4	5	4	17	0	4	0	1	35
12	HADZIMEROVIC, Igor	g 0-4	0-1	6-6	2	1	3	3	6	4	2	0	0	34
15	HUTCHISON, Chandler	g 2-4	1-1	2-2	0	1	1	2	7	1	2	0	2	22
01	THOMPSON, Mikey	g 2-4	2-3	0-0	0	2	2	6	0	2	0	0	0	17
04	ALLEN, Kevin	g 0-0	0-0	0-0	0	0	0	1	0	0	0	0	0	1
21	ALFORD, Montigo	g 1-1	0-0	0-0	0	1	1	1	2	0	0	0	0	4
22	HEYER, Rob	g 3-4	1-2	1-1	2	3	5	4	8	0	2	0	0	28
33	WACKER, David	g 0-0	0-0	0-0	0	0	0	1	0	0	0	1	0	2
	Team				0	1	1			1				
	Totals	22-57	10-27	12-14	10	23	33	26	66	8	16	3	7	225

FG % 1st Half: 13-24 54.2% 2nd half: 7-27 25.9% OT: 2-6 33.3% Game: 22-57 38.6% Deadball Rebounds: 2
 3FG % 1st Half: 7-13 53.8% 2nd half: 2-12 16.7% OT: 1-2 50.0% Game: 10-27 37.0%
 FT % 1st Half: 5-5 100.0% 2nd half: 3-4 75.0% OT: 4-5 80.0% Game: 12-14 85.7%

Officials: Verne Harris, Chris Rastatter, Bob Staffen
 Technical fouls: Wyoming-None. Boise State-None.
 Attendance: 9199
 2015 Mountain West Men's Championships Semifinal
 Winner advances to Saturday's championship game at 3 pm
 Flagrant foul 1 - Wacker (BSU) 8:59 1st Half

Score by periods	1st	2nd	OT	Total
Wyoming	36	21	14	71
Boise State	38	19	9	66

Points	In	Off	2nd	Fast	Bench
Wyoming	24	17	7	2	6
Boise State	20	17	11	0	16

Last FG - WY OT-00:39, BSU OT-00:11.
 Largest lead - WY by 6 2nd-11:32, BSU by 12 1st-03:12.
 WY led for 18:32. BSU led for 21:19. Game was tied for 05:01.

Score tied - 8 times.
 Lead changed - 1 time.

2016 MW Tournament First Round #8 Wyoming 70 vs. #9 Utah State 88 March 9, 2016, Thomas & Mack Center, Las Vegas

#9 Utah State 88 • 16-14

#	Player	FG-FGA	3-Ptr	FT-FTA	Rebounds			PF	TP	A	TO	Blk	Stl	Min
					Off	Def	Tot							
12	EVANS, Lew	f 0-1	0-1	0-0	1	2	3	3	0	1	0	0	0	17
22	TAYLOR, Quinn	f 3-6	0-0	0-0	3	4	7	5	6	2	1	0	0	24
04	RECTOR, Shane	g 7-15	3-6	7-8	1	5	6	4	24	2	3	0	0	35
14	MOORE, Jalen	g 7-15	2-6	3-3	1	8	9	1	19	5	1	0	0	40
34	SMITH, Chris	g 7-12	4-6	2-2	1	2	3	4	20	4	1	0	0	30
02	PERKINS, Darius	g 0-1	0-1	0-0	0	0	0	3	0	2	0	0	0	6
05	PEARRE, Julian	g 6-11	2-5	0-1	1	4	5	1	14	4	0	0	1	29
50	JONES, Elston	g 1-3	0-0	3-4	2	4	6	3	5	1	0	2	0	19
	Team				1	0	1							
	Totals	31-64	11-25	15-18	11	29	40	24	88	19	8	2	1	200

FG % 1st Half: 19-33 57.6% 2nd half: 12-31 38.7% Game: 31-64 48.4% Deadball Rebounds: 1
 3FG % 1st Half: 7-12 58.3% 2nd half: 4-13 30.8% Game: 11-25 44.0%
 FT % 1st Half: 2-4 50.0% 2nd half: 13-14 92.9% Game: 15-18 83.3%

#8 Wyoming 70 • 14-18

#	Player	FG-FGA	3-Ptr	FT-FTA	Rebounds			PF	TP	A	TO	Blk	Stl	Min
					Off	Def	Tot							
05	HERNDON, Alan	f 5-8	1-3	5-7	2	8	10	4	16	0	0	0	0	38
21	BARNES, Jonathan	c 1-1	0-0	0-2	1	0	1	1	2	0	0	0	0	9
11	LIEBERMAN, Jeremy	g 0-5	0-5	3-3	0	4	4	3	0	1	0	0	0	35
14	ADAMS, Josh	g 4-17	2-9	8-8	1	3	4	4	18	5	4	0	0	38
23	McMANAMEN, Jason	g 6-15	2-10	9-12	1	1	2	2	23	0	2	0	1	37
03	AKA GORSKI, Alexander	g 3-4	0-1	2-2	1	2	3	8	1	0	0	0	0	26
33	NAUGHTON, Jordan	g 0-1	0-0	0-0	0	4	4	2	0	0	0	0	0	17
	Team				0	0	0			1				
	Totals	19-51	5-28	27-34	6	22	28	20	70	6	8	0	1	200

FG % 1st Half: 8-25 32.0% 2nd half: 11-26 42.3% Game: 19-51 37.3% Deadball Rebounds: 4,2
 3FG % 1st Half: 4-15 26.7% 2nd half: 1-13 7.7% Game: 5-28 17.9%
 FT % 1st Half: 10-14 71.4% 2nd half: 17-20 85.0% Game: 27-34 79.4%

Officials: Chris Rastatter, Tom O'Neill, Jimmy Casas
 Technical fouls: #9 Utah State-None. #8 Wyoming-None.
 Attendance: 5970
 2016 Mountain West Men's Championships First Round
 Winner advances to Thursday's quarterfinal vs #1 San Diego State at 12 pm

Score by periods	1st	2nd	Total
#9 Utah State	47	41	88
#8 Wyoming	30	40	70

Points	In	Off	2nd	Fast	Bench
Utah State	28	10	11	2	19
Wyoming	26	8	9	0	8

Last FG - USU 2nd-00:13, WY 2nd-00:41.
 Largest lead - USU by 25 1st-06:52, WY None.
 USU led for 39:08. WY led for 00:00. Game was tied for 00:24.

Score tied - 0 times.
 Lead changed - 0 times.

2015 MW Tournament Championship #4 Wyoming 45 vs. #2 San Diego State 43 March 14, 2015, Thomas & Mack Center, Las Vegas

Wyoming 45 • 25-9

#	Player	FG-FGA	3-Ptr	FT-FTA	Rebounds			PF	TP	A	TO	Blk	Stl	Min
					Off	Def	Tot							
11	COOKE JR, Derek	f 1-2	0-0	5-5	3	4	7	1	7	2	0	0	0	36
22	NANCE JR, Larry	f 6-14	2-5	0-0	1	5	6	3	14	3	1	2	0	39
01	HANKERSON JR, Charle	g 2-3	2-3	0-0	0	1	1	2	6	1	0	0	0	33
02	GRABAU, Riley	g 2-9	2-7	1-2	0	4	4	0	7	0	3	0	0	34
14	ADAMS, Josh	g 4-13	2-5	0-0	0	3	3	3	10	1	2	0	0	38
13	BENTZ, Jack	g 0-1	0-0	0-0	0	0	0	0	0	0	0	0	0	7
23	McMANAMEN, Jason	g 0-0	0-0	1-2	1	0	1	1	1	1	0	0	0	8
32	HERNDON, Alan	g 0-0	0-0	0-0	0	1	1	0	0	0	0	0	0	5
	Team				0	3	3			1				
	Totals	15-42	8-20	7-9	5	21	26	10	45	9	7	2	0	200

FG % 1st Half: 10-20 50.0% 2nd half: 5-22 22.7% Game: 15-42 35.7% Deadball Rebounds: 3,1
 3FG % 1st Half: 5-9 55.6% 2nd half: 3-11 27.3% Game: 8-20 40.0%
 FT % 1st Half: 3-4 75.0% 2nd half: 4-5 80.0% Game: 7-9 77.8%

San Diego State 43 • 26-8

#	Player	FG-FGA	3-Ptr	FT-FTA	Rebounds			PF	TP	A	TO	Blk	Stl	Min
					Off	Def	Tot							
00	SPENCER, Skylar	f 1-3	0-0	0-0	4	3	7	3	2	0	0	2	0	27
05	POLEE II, Dwayne	f 0-3	0-2	2-2	0	1	1	2	2	1	1	0	0	15
13	SHEPARD, Winston	f 2-10	0-2	2-2	3	4	7	1	6	2	1	1	0	27
20	O'BRIEN, JJ	f 4-9	0-0	4-4	1	4	5	1	12	2	1	0	0	39
10	QUINN, Aqeel	g 0-5	0-4	0-0	0	1	1	4	0	2	0	0	2	28
03	CHOL, Angelo	g 0-1	0-0	0-0	0	1	1	1	0	0	0	0	0	4
12	KELL, Trey	g 1-2	0-0	0-0	0	2	2	1	2	1	1	0	0	12
21	POPE, Malik	g 5-7	2-4	1-2	1	1	2	1	13	0	0	1	0	23
40	SHRIGLEY, Matt	g 2-6	2-5	0-0	0	1	1	1	6	0	0	0	0	25
	Team				0	3	3							
	Totals	15-46	4-17	9-10	9	21	30	15	43	8	4	4	2	200

FG % 1st Half: 9-22 40.9% 2nd half: 6-24 25.0% Game: 15-46 32.6% Deadball Rebounds: 1
 3FG % 1st Half: 3-9 33.3% 2nd half: 1-8 12.5% Game: 4-17 23.5%
 FT % 1st Half: 4-4 100.0% 2nd half: 5-6 83.3% Game: 9-10 90.0%

Officials: Randy McCall, Dick Cartmell, Eric Curry
 Technical fouls: Wyoming-None. San Diego State-None.
 Attendance: 10002
 2015 Mountain West Men's Championship Final

Wyoming Cowboys

2018 MW Tournament First Round #6 Wyoming 74 vs. #11 San Jose State 61 March 7, 2018, Thomas & Mack Center, Las Vegas

San José State 61 • 4-26

#	Player	Total			3-Ptr			Rebounds			PF	TP	A	TO	Blk	Stl	Min
		FG	FGA	%	FG	FGA	%	FT	FTA	%							
05	FISHER, Keith	f	2-6	0-0	0-0	1	3	4	5	4	0	2	0	1	19		
32	WELAGE, Ryan	f	9-16	5-8	2-2	0	5	5	1	25	1	1	0	0	40		
13	BARRY, Oumar	c	2-4	0-2	0-0	2	3	5	4	4	1	1	0	0	21		
21	JAMES, Jalen	g	0-3	0-1	0-0	0	4	4	0	0	3	3	0	0	19		
25	HILLSMAN, Jaycee	g	9-16	3-6	3-4	1	3	4	2	24	4	5	0	0	37		
10	NICHOLS, Isaiiah	g	1-3	0-0	0-0	1	2	3	0	2	1	0	1	0	13		
12	SIMMONS, Caleb	g	0-0	0-0	2-2	0	1	1	1	2	2	2	0	0	16		
20	BAUMANN, Noah	g	0-1	0-1	0-0	0	0	0	2	0	1	0	0	0	16		
41	CHASTAIN, Ashtin	g	0-2	0-0	0-0	1	2	2	1	0	0	0	0	0	19		
Team						1	1	2									
Totals			23-51	8-18	7-8	6	24	30	16	61	13	14	1	2	200		

FG % 1st Half: 12-26 46.2% 2nd half: 11-25 44.0% Game: 23-51 45.1%
 3FG % 1st Half: 4-7 57.1% 2nd half: 4-11 36.4% Game: 8-18 44.4%
 FT % 1st Half: 2-2 100.0% 2nd half: 5-6 83.3% Game: 7-8 87.5%

Wyoming Cowboys 74 • 20-12

#	Player	Total			3-Ptr			Rebounds			PF	TP	A	TO	Blk	Stl	Min
		FG	FGA	%	FG	FGA	%	FT	FTA	%							
02	MOEMEKA, Andrew	f	1-2	0-0	0-0	1	2	3	1	2	0	0	1	2	22		
05	HERNDON, Alan	f	6-7	2-3	1-3	1	3	4	2	15	2	0	2	1	26		
20	DALTON, Hayden	f	4-14	1-7	1-2	1	3	4	1	10	6	1	0	3	27		
01	JAMES, Justin	g	9-9	3-3	3-3	0	4	4	1	24	3	1	0	3	26		
10	KELLEY, Cody	g	2-2	1-1	1-2	0	2	2	0	6	4	2	0	0	16		
00	REDDING, Nyaires	g	0-3	0-2	0-0	0	0	0	2	0	2	0	0	0	15		
03	AKA GORSKI, Alexander	g	4-10	3-9	0-0	0	2	2	11	0	1	0	0	0	27		
12	MALDONADO, Hunter	g	0-1	0-1	0-0	1	2	3	1	0	1	0	0	0	11		
13	EVERBUCK, Sam	g	0-0	0-0	0-0	0	0	0	0	0	0	1	0	0	3		
14	MUELLER, Austin	g	0-2	0-1	0-0	1	0	1	2	0	0	1	0	0	10		
15	JONES, Brodricks	g	0-1	0-0	0-0	1	0	1	0	0	0	1	0	0	3		
24	ADAMS, Louis	g	3-6	0-1	0-0	0	3	3	0	6	2	0	0	0	14		
Team						1	0	1									
Totals			29-57	10-28	6-10	7	21	28	12	74	20	9	3	9	200		

FG % 1st Half: 16-30 53.3% 2nd half: 13-27 48.1% Game: 29-57 50.9%
 3FG % 1st Half: 3-12 25.0% 2nd half: 7-16 43.8% Game: 10-28 35.7%
 FT % 1st Half: 5-8 62.5% 2nd half: 1-2 50.0% Game: 6-10 60.0%

Officials: Verne Harris, Chris Rastatter, Randy Heimerman
 Technical fouls: San José State-None. Wyoming Cowboys-None.
 Attendance: 4994
 2018 Mountain West Men's Basketball Championships First Round
 Winner advances to Thursday's quarterfinal vs New Mexico at 8:30 pm

Score by periods	1st	2nd	Total	Points	In	Off	2nd	Fast	Bench
San José State	30	31	61	SJ	18	16	8	0	4
Wyoming Cowboys	40	34	74	WYO	36	19	2	14	17

2019 MW Tournament First Round #10 Wyoming 68 vs. #7 New Mexico 78 March 13, 2019, Thomas & Mack Center, Las Vegas

Wyoming 68 • 8-24

#	Player	Total			3-Ptr			Rebounds			PF	TP	A	TO	Blk	Stl	Min
		FG	FGA	%	FG	FGA	%	FT	FTA	%							
13	TAYLOR, TJ	f	0-0	0-0	0-0	0	2	2	5	0	2	1	0	0	22		
33	NAUGHTON, Jordan	f	4-7	0-0	2-3	1	4	5	4	10	0	1	1	0	18		
00	HENDRICKS, Jake	g	3-8	3-8	0-1	0	5	5	3	9	1	0	0	1	38		
01	JAMES, Justin	g	8-19	4-7	11-16	0	7	7	4	31	4	7	1	1	38		
02	BANKS, A.J.	g	3-7	0-1	2-3	0	5	5	2	8	4	4	0	1	33		
10	THOMPSON, Hunter	g	2-7	0-3	1-2	1	3	4	4	5	1	1	1	0	27		
11	YOUNG, Trace	g	1-7	1-3	0-0	1	2	3	1	3	2	1	2	1	13		
22	PORTER, Brandon	g	0-0	0-0	2-2	0	1	1	3	2	0	0	0	1	11		
Team						1	3	4									
Totals			21-55	8-22	18-27	4	32	36	26	68	14	16	5	5	200		

FG % 1st Half: 11-30 36.7% 2nd half: 10-25 40.0% Game: 21-55 38.2%
 3FG % 1st Half: 7-12 58.3% 2nd half: 1-10 10.0% Game: 8-22 36.4%
 FT % 1st Half: 9-11 81.8% 2nd half: 9-16 56.3% Game: 18-27 66.7%

New Mexico 78 • 14-17

#	Player	Total			3-Ptr			Rebounds			PF	TP	A	TO	Blk	Stl	Min
		FG	FGA	%	FG	FGA	%	FT	FTA	%							
35	BRAGG, Carlton	f	3-7	0-0	4-8	1	6	7	4	10	0	1	0	0	18		
02	JACKSON, Vance	g	8-15	3-7	7-10	1	7	8	0	26	5	2	4	35			
10	MALUACH, Makuach	g	3-11	1-7	6-6	1	2	3	2	13	1	0	0	28			
14	KUIPER, Dane	g	0-3	0-3	1-2	0	7	7	3	1	2	2	0	0	24		
03	MATHIS, Anthony	g	1-13	1-6	3-4	3	4	7	2	6	2	0	0	2	39		
01	MANIGAULT, Corey	g	2-4	0-0	0-1	0	1	1	4	1	2	0	1	12			
03	McGEE, Keith	g	4-6	1-2	3-0	0	1	1	4	12	0	1	0	0	12		
04	PERCY, Tavian	g	0-1	0-0	0-0	0	1	1	0	0	0	0	0	0	2		
15	PINCHUK, Vladimir	g	1-1	0-0	1-1	1	2	3	2	3	0	0	0	0	13		
22	DRINNON, Drue	g	1-3	1-3	0-0	0	2	2	3	3	3	1	0	0	17		
Team						4	1	5									
Totals			23-64	7-28	25-35	11	34	45	21	78	14	11	0	7	200		

FG % 1st Half: 8-29 27.6% 2nd half: 15-35 42.9% Game: 23-64 35.9%
 3FG % 1st Half: 4-13 30.8% 2nd half: 3-15 20.0% Game: 7-28 25.0%
 FT % 1st Half: 7-12 58.3% 2nd half: 18-23 78.3% Game: 25-35 71.4%

Officials: Mike Reed, Greg Nixon, Shawn Lehigh
 Technical fouls: Wyoming-None. New Mexico-None.
 Attendance: 5198
 2019 Air Force Reserve Mountain West Men's Championships
 First Round Game Two
 Winner advances to Thursday's quarterfinal game vs #2 Utah State

Score by periods	1st	2nd	Total	Points	In	Off	2nd	Fast	Bench
Wyoming	38	30	68	WY	24	11	3	7	10
New Mexico	27	51	78	NM	28	15	3	10	22

Last FG - WY 2nd-00:43, NM 2nd-02:14.
 Largest lead - WY by 16 1st-02:32, NM by 11 2nd-00:18.
 WY led for 29:47, NM led for 09:28. Game was tied for 00:45.
 Score tied - 2 times.
 Lead changed - 1 time.

2018 MW Tournament Quart #6 Wyoming 85 vs. #3 New Mexico March 8, 2018, Thomas & Mack Center, Las Vegas

Wyoming Cowboys 75 • 20-13

#	Player	Total			3-Ptr			Rebounds			PF	TP	A	TO	Blk	Stl	Min
		FG	FGA	%	FG	FGA	%	FT	FTA	%							
05	HERNDON, Alan	f	9-13	1-3	0-1	2	3	5	3	19	1	1	1	0	36		
20	DALTON, Hayden	f	5-13	2-7	0-2	2	6	8	1	12	2	4	0	0	32		
01	JAMES, Justin	g	3-15	0-5	3-4	0	4	4	1	9	5	3	0	2	34		
10	KELLEY, Cody	g	4-6	3-5	0-0	0	0	0	4	11	4	1	0	0	28		
24	ADAMS, Louis	g	1-2	0-0	5-5	1	3	4	4	7	5	2	0	1	24		
00	REDDING, Nyaires	g	1-1	1-1	0-0	0	2	2	0	3	1	0	0	0	6		
02	MOEMEKA, Andrew	g	1-1	0-0	1-2	1	2	3	5	3	0	0	2	0	14		
03	AKA GORSKI, Alexander	g	3-6	2-5	1-1	0	0	0	4	9	2	1	0	0	18		
12	MALDONADO, Hunter	g	1-1	0-0	0-0	0	0	0	0	2	0	0	0	0	8		
Team						1	0	1									
Totals			28-58	9-26	10-15	7	20	27	22	75	20	12	3	3	200		

FG % 1st Half: 13-23 56.5% 2nd half: 15-35 42.9% Game: 28-58 48.3%
 3FG % 1st Half: 4-9 44.4% 2nd half: 5-17 29.4% Game: 9-26 34.6%
 FT % 1st Half: 5-7 71.4% 2nd half: 5-8 62.5% Game: 10-15 66.7%

New Mexico 85 • 18-14

#	Player	Total			3-Ptr			Rebounds			PF	TP	A	TO	Blk	Stl	Min
		FG	FGA	%	FG	FGA	%	FT	FTA	%							
14	KUIPER, Dane	f	2-6	0-2	0-0	0	4	4	2	4	0	2	0	0	25		
15	PINCHUK, Vladimir	f	0-0	0-0	0-0	1	1	2	0	0	0	0	0	0	3		
31	SIMONS, Troy	g	6-7	2-2	1-2	1	2	3	1	15	1	0	0	2	30		
02	LOGWOOD, Sam	g	3-9	0-0	2-2	3	3	6	2	8	3	1	0	1	31		
03	JACKSON, Antino	g	2-5	1-3	6-8	0	1	1	3	11	4	1	0	2	23		
01	McNEAL, Chris	g	2-6	2-5	2-2	0	0	0	1	8	3	1	0	1	18		

Wyoming Cowboys

2020 MW Tournament Quarterfinals #11 Wyoming 74 vs. #3 Nevada 71 March 5, 2020, Thomas & Mack Center, Las Vegas

Official Basketball Box Score -- Game Totals -- Final Statistics
Wyoming vs Nevada
03/05/20 8:30 pm at Las Vegas, NV

#	Player	Total		3-Ptr		Rebounds			PF	TP	A	TO	Blk	Stl	Min
		FG	FGA	FG	FGA	FT	FTA	Off							
11	TAYLOR, TJ	f	2-4	0-1	4-4	2	2	4	4	8	1	3	0	0	17
00	HENDRICKS, Jake	g	4-12	4-11	0-0	0	2	2	2	12	2	0	1	3	38
02	BANKS, AJ	g	1-1	0-0	0-1	0	2	2	3	2	2	1	1	0	10
03	MARBLE, Kwane	g	9-16	3-5	3-5	2	2	4	3	24	2	6	0	0	38
24	MALDONADO, Hunter	g	1-10	1-4	2-3	0	12	12	1	5	2	2	0	0	38
05	FORNSTROM, Haize	g	0-1	0-0	0-0	0	0	0	0	0	0	0	0	0	2
10	THOMPSON, Hunter	g	3-5	2-2	6-6	1	1	2	4	14	1	0	0	0	22
12	MILTON, Greg	g	1-2	1-2	0-0	2	2	4	0	3	1	0	0	0	14
22	FOSTER, Kenny	g	3-11	0-2	0-0	3	0	3	0	6	2	0	0	0	21
Team						1	7	8							
Totals			24-62	11-27	15-19	11	30	41	17	74	13	12	2	3	200

FG % 1st Half: 11-33 33.3% 2nd half: 13-29 44.8% Game: 24-62 38.7% Deadball Rebounds 1
3FG % 1st Half: 5-11 45.5% 2nd half: 6-16 37.5% Game: 11-27 40.7%
FT % 1st Half: 6-7 85.7% 2nd half: 9-12 75.0% Game: 15-19 78.9%

#	Player	Total		3-Ptr		Rebounds			PF	TP	A	TO	Blk	Stl	Min
		FG	FGA	FG	FGA	FT	FTA	Off							
01	Robby Robinson	f	1-3	0-0	0-2	3	4	7	1	2	2	0	0	0	27
12	Robncarlos Reyes	f	1-2	0-0	1-2	0	1	1	1	3	0	1	1	0	18
02	Jalen Harris	g	2-13	0-5	13-16	0	9	9	5	17	4	1	0	0	36
14	Lindsay Drew	g	3-10	3-4	0-0	1	5	6	4	19	0	2	0	2	20
22	Jazz Johnson	g	5-17	3-8	2-2	1	2	3	2	15	2	3	0	2	36
05	Nisr@ Zouzoua	g	3-6	3-3	2-2	2	4	6	3	11	0	0	1	0	29
11	Kane Milling	g	0-4	0-3	0-0	0	1	1	0	1	1	0	0	0	9
15	Zane Meeks	g	0-2	0-2	0-0	0	1	1	0	0	0	0	0	0	12
42	K.J. Hymes	g	1-1	0-0	2-2	2	2	4	3	4	0	4	0	0	13
Team						0	1	1							
Totals			21-58	9-25	20-26	9	30	39	20	71	9	12	2	4	200

FG % 1st Half: 13-28 46.4% 2nd half: 8-30 26.7% Game: 21-58 36.2% Deadball Rebounds 4
3FG % 1st Half: 7-15 46.7% 2nd half: 2-10 20.0% Game: 9-25 36.0%
FT % 1st Half: 10-14 71.4% 2nd half: 10-12 83.3% Game: 20-26 76.9%

Officials: Technical fouls: Wyoming-TEAM, Nevada-None. Attendance: 7723
Quarterfinals
2019-20 Men's Basketball. Round: 2. Nevada vs Wyoming. Played at Thomas & Mack

Score by periods	1st	2nd	Total
Wyoming	33	41	74
Nevada	43	28	71

Last FG - WYO 2nd-01:09, NEVADA 2nd-00:10.
Largest lead - WYO by 5 2nd-02:34, NEVADA by 12 2nd-16:56.
WYO led for 08:57, NEVADA led for 23:09. Game was tied for 01:54.

2020 MW Tournament Semifinals #11 Wyoming 82 vs. #2 Utah State 89 March 6, 2020, Thomas & Mack Center, Las Vegas

Official Basketball Box Score -- Game Totals -- Final Statistics
Wyoming vs Utah State
03/06/20 8:30 pm at Las Vegas, NV

#	Player	Total		3-Ptr		Rebounds			PF	TP	A	TO	Blk	Stl	Min
		FG	FGA	FG	FGA	FT	FTA	Off							
11	TAYLOR, TJ	f	1-2	0-1	1-1	0	2	2	5	3	2	0	0	0	13
00	HENDRICKS, Jake	g	4-8	3-7	0-0	0	4	4	5	11	2	1	0	1	38
02	BANKS, AJ	g	0-2	0-1	0-0	0	1	1	2	0	1	1	0	0	13
03	MARBLE, Kwane	g	5-13	1-3	4-4	1	2	3	4	15	3	3	1	1	28
24	MALDONADO, Hunter	g	5-16	2-7	2-2	1	8	9	3	14	5	3	0	1	38
05	FORNSTROM, Haize	g	0-0	0-0	0-0	0	0	0	2	0	0	0	0	0	1
10	THOMPSON, Hunter	g	5-8	4-6	3-3	0	1	1	2	17	2	0	0	0	23
12	MILTON, Greg	g	1-1	1-1	1-2	0	1	1	0	4	2	0	0	0	19
13	PORTER, Brandon	g	0-0	0-0	0-0	0	2	2	1	0	0	0	0	0	3
22	FOSTER, Kenny	g	6-13	4-7	2-2	0	1	1	5	18	2	0	0	1	24
Team						4	4	4							
Totals			27-63	15-33	13-14	6	22	28	29	82	19	8	1	4	200

FG % 1st Half: 11-26 42.3% 2nd half: 16-37 43.2% Game: 27-63 42.9% Deadball Rebounds 0
3FG % 1st Half: 5-14 35.7% 2nd half: 10-19 52.6% Game: 15-33 45.5%
FT % 1st Half: 4-4 100.0 2nd half: 9-10 90.0% Game: 13-14 92.9%

#	Player	Total		3-Ptr		Rebounds			PF	TP	A	TO	Blk	Stl	Min
		FG	FGA	FG	FGA	FT	FTA	Off							
34	BEAN, Justin	f	2-6	0-2	5-8	4	6	10	3	9	2	1	0	0	34
23	QUETA, Neemias	c	8-11	0-0	5-12	1	5	6	2	21	1	4	5	2	31
05	MERRILL, Sam	g	9-15	3-6	6-6	0	4	4	0	27	7	2	0	2	38
15	PORTER, Abel	g	0-0	0-0	0-0	0	0	0	0	0	0	0	0	0	5
24	BRITO, Diogo	g	3-6	2-5	1-3	2	3	5	3	9	5	0	1	1	37
02	BAIRSTOW, Sean	g	1-1	0-0	0-0	0	3	3	1	2	1	0	0	0	14
10	ANDERSON, Alphonso	g	2-3	0-1	4-4	0	8	2	8	3	1	0	0	0	15
22	MILLER, Brock	g	3-8	3-8	4-7	0	1	1	3	13	0	1	0	0	26
Team						0	1	1							
Totals			28-50	8-22	25-40	7	31	38	14	89	21	9	6	5	200

FG % 1st Half: 14-27 51.9% 2nd half: 14-23 60.9% Game: 28-50 56.0% Deadball Rebounds 8
3FG % 1st Half: 3-12 25.0% 2nd half: 5-10 50.0% Game: 8-22 36.4%
FT % 1st Half: 7-12 58.3% 2nd half: 18-28 64.3% Game: 25-40 62.5%

Officials: Mike Reed, Larry Spaulding, Verne Harris
Technical fouls: Wyoming-MARBLE, Kwane. Utah State-None. Attendance: 9630
Mountain West Semifinals
2019-20 Men's Basketball. Round: 3. Utah St. vs Wyoming. Played at Thomas & Ma

Score by periods	1st	2nd	Total
Wyoming	31	51	82
Utah State	38	51	89

Last FG - WYO 2nd-00:01, USU 2nd-01:40.
Largest lead - WYO None, USU by 13 2nd-01:28.
WYO led for 00:00, USU led for 39:16. Game was tied for 00:44.

2021 MW Tournament First Round #8 Wyoming 111 vs. #9 San Jose St. 80 March 10, 2021, Thomas & Mack Center, Las Vegas

Official Basketball Box Score -- Game Totals -- Final Statistics
San Jose St. vs Wyoming
03/10/21 11:00 am at

#	Player	Total		3-Ptr		Rebounds			PF	TP	A	TO	Blk	Stl	Min
		FG	FGA	FG	FGA	FT	FTA	Off							
35	Ralph Agee	f	4-6	0-0	2-2	1	2	3	10	0	1	0	0	0	16
04	Sebastian Mendoza	g	3-7	2-2	0-0	0	2	2	1	8	0	2	0	0	22
10	Omari Moore	g	5-15	3-5	2-3	2	1	3	1	15	6	1	0	1	29
11	Richard Washington	g	5-18	1-6	7-7	2	2	4	3	18	6	2	0	1	40
44	Trey Smith	g	1-1	0-0	0-0	0	1	1	2	2	1	2	0	0	32
02	Jalen Dalcourt	g	3-5	2-3	0-0	0	4	4	2	8	1	1	0	0	22
05	Hugo Clarkin	g	3-5	0-1	0-0	0	0	0	1	6	1	0	0	0	9
22	Nate Lacewell	g	3-7	1-3	1-1	0	4	4	0	8	0	0	0	0	14
24	Michael Ofogebu	g	1-1	0-0	3-5	0	2	2	4	5	0	0	0	0	7
40	Chase Courtney	g	0-1	0-0	0-0	1	1	2	3	0	0	1	0	0	7
50	Harminder Dhalwal	g	0-0	0-0	0-0	0	0	0	0	0	0	0	0	0	2
Team						3	6	9							
Totals			28-66	9-20	15-18	9	25	34	20	80	15	10	0	2	200

FG % 1st Half: 18-33 54.5% 2nd half: 10-33 30.3% Game: 28-66 42.4% Deadball Rebounds 0
3FG % 1st Half: 7-11 63.6% 2nd half: 2-9 22.2% Game: 9-20 45.0%
FT % 1st Half: 2-3 66.7% 2nd half: 13-15 86.7% Game: 15-18 83.3%

#	Player	Total		3-Ptr		Rebounds			PF	TP	A	TO	Blk	Stl	Min
		FG	FGA	FG	FGA	FT	FTA	Off							
33	IKE, Graham	f	12-14	0-0	8-10	1	7	8	3	32	1	1	2	0	26
01	WILLIAMS, Marcus	g	6-10	0-1	3-5	0	6	6	1	15	10	1	0	7	33
03	MARBLE, Kwane	g	2-5	1-2	2-2	0	2	2	3	7	0	0	1	0	26
24	MALDONADO, Hunter	g	7-12	0-2	3-3	3	6	9	2	17	6	1	1	1	32
03	DUSELL, Xavier	g	6-8	5-7	2-2	0	3	3	3	19	2	0	0	0	21
00	JEFFRIES, Drake	g	3-7	2-6	0-0	0	2	2	0	8	2	0	0	0	21
10	THOMPSON, Hunter	g	3-7	2-5	0-0	0	1	1	1	8	0	0	0	0	12
11	NELSON, Eoin	g	0-0	0-0	0-0	0	0	0	1	0	0	1	0	0	2
22	FOSTER, Kenny	g	1-4	1-4	2-2	1	2	3	4	5	1	0	0	0	21
25	ODEN, Jeremiah	g	0-0	0-0	0-0	0	3	3	2						

Wyoming Cowboys

2022 MW Tournament Quarterfinals #4 Wyoming 59 vs. #5 UNLV 56 March 10, 2022, Thomas & Mack Center, Las Vegas

Wyoming 59 • 25-7,13-5 Mounta

#	Player	Total			3-Ptr			Rebounds			PF	TP	A	TO	Blk	Stl	Min
		FG-FGA	FG-FGA	FT-FTA	FG-FGA	FG-FGA	FT-FTA	Off	Def	Tot							
25	Jeremiah Oden	f	1-4	0-2	0-0	1	5	6	1	2	1	2	0	0	0	23	
33	Graham Ike	f	4-14	0-0	3-3	5	8	13	3	11	1	6	0	0	30		
00	Drake Jeffries	g	2-7	2-7	2-2	0	7	7	0	8	0	0	0	1	40		
24	Hunter Maldonado	g	5-13	0-2	1-2	2	2	4	4	11	5	5	0	0	33		
53	Xavier DuSell	g	2-7	2-7	2-2	0	2	2	4	8	0	0	0	0	20		
05	Brendan Wenzel	g	3-4	2-3	4-4	3	4	7	3	12	1	1	0	0	29		
10	Hunter Thompson	g	0-0	0-0	0-0	0	3	3	0	7	1	2	0	0	10		
21	Noah Reynolds	g	2-3	0-0	3-4	0	0	0	0	7	1	1	0	0	15		
Team						1	2	3									
Totals			19-52	6-21	15-17	12	33	45	18	59	10	17	0	1	200		

FG % 1st Half: 11-27 40.7% 2nd half: 8-25 32.0% Game: 19-52 36.5% Deadball Rebounds: 1
3FG % 1st Half: 3-11 27.3% 2nd half: 3-10 30.0% Game: 6-21 28.6%
FT % 1st Half: 6-7 85.7% 2nd half: 9-10 90.0% Game: 15-17 88.2%

UNLV 56 • 18-14,10-8 Mount

#	Player	Total			3-Ptr			Rebounds			PF	TP	A	TO	Blk	Stl	Min
		FG-FGA	FG-FGA	FT-FTA	FG-FGA	FG-FGA	FT-FTA	Off	Def	Tot							
14	Royce Hamm Jr.	f	2-5	1-3	0-0	0	7	7	4	5	0	3	0	0	24		
12	David Muoka	c	1-1	0-0	0-0	0	3	3	4	2	0	1	2	0	19		
01	Michael Nuga	g	0-2	0-2	0-0	0	1	1	0	0	0	0	0	1	15		
05	Jordan McCabe	g	1-5	0-2	0-0	0	0	0	2	2	2	0	0	2	20		
13	Bryce Hamilton	g	10-23	0-5	2-3	2	5	7	4	22	3	2	0	1	39		
02	Justin Webster	g	0-6	0-3	2-2	1	0	1	2	1	0	0	0	2	27		
03	Donovan Williams	g	7-13	2-3	4-4	0	1	1	3	20	2	0	1	2	31		
10	Keshon Gilbert	g	0-5	0-3	3-4	3	4	7	1	3	2	2	0	2	24		
15	Reece Brown	g	0-0	0-0	0-0	0	0	0	0	0	0	0	0	0	1		
Team						1	1	2									
Totals			21-60	3-21	11-13	7	22	29	19	56	10	8	3	10	200		

FG % 1st Half: 8-27 29.6% 2nd half: 13-33 39.4% Game: 21-60 35.0% Deadball Rebounds: 1
3FG % 1st Half: 2-12 16.7% 2nd half: 1-9 11.1% Game: 3-21 14.3%
FT % 1st Half: 4-5 80.0% 2nd half: 7-8 87.5% Game: 11-13 84.6%

Officials: Brad Ferrie, Tommy Nunez, Eric Curry
Technical fouls: Wyoming-None. UNLV-None.
Attendance: 2021-22 Men's Basketball. Round: 0. UNLV vs Wyoming. Played at Thomas & Mack C

Score by periods	1st	2nd	Total
Wyoming	31	28	59
UNLV	22	34	56

2022 MW Tournament Semifinals #4 Wyoming 61 vs. #1 Boise State 68 March 11, 2022, Thomas & Mack Center, Las Vegas

Wyoming 61 • 25-8,13-5 Mounta

#	Player	Total			3-Ptr			Rebounds			PF	TP	A	TO	Blk	Stl	Min
		FG-FGA	FG-FGA	FT-FTA	FG-FGA	FG-FGA	FT-FTA	Off	Def	Tot							
25	Jeremiah Oden	f	3-8	0-3	0-2	2	4	6	4	6	1	3	1	1	30		
33	Graham Ike	f	8-15	0-0	2-2	2	4	6	3	18	2	1	0	1	38		
00	Drake Jeffries	g	5-8	5-8	2-3	1	3	4	1	17	3	4	0	1	38		
24	Hunter Maldonado	g	6-14	1-7	4-5	2	7	9	5	17	5	4	0	4	40		
53	Xavier DuSell	g	0-5	0-4	0-1	1	3	4	2	0	1	1	0	0	34		
05	Brendan Wenzel	g	1-2	1-2	0-0	0	1	1	1	3	0	1	0	0	10		
10	Hunter Thompson	g	0-0	0-0	0-0	0	1	1	0	0	0	0	0	0	3		
21	Noah Reynolds	g	0-2	0-1	0-0	0	0	0	2	0	0	1	0	0	7		
Team						0	2	2									
Totals			23-54	7-25	8-13	8	25	33	18	61	12	16	1	7	200		

FG % 1st Half: 10-26 38.5% 2nd half: 13-28 46.4% Game: 23-54 42.6% Deadball Rebounds: 3
3FG % 1st Half: 2-12 16.7% 2nd half: 5-13 38.5% Game: 7-25 28.0%
FT % 1st Half: 1-2 50.0% 2nd half: 7-11 63.6% Game: 8-13 61.5%

Boise St. 68 • 26-7,15-3 Mounta

#	Player	Total			3-Ptr			Rebounds			PF	TP	A	TO	Blk	Stl	Min
		FG-FGA	FG-FGA	FT-FTA	FG-FGA	FG-FGA	FT-FTA	Off	Def	Tot							
02	Tyson Degenhart	f	0-2	0-2	0-0	0	1	1	2	0	0	0	0	0	0	18	
24	Abu Kigab	f	7-15	4-8	4-4	1	5	6	3	22	4	1	0	3	37		
33	Mladen Armus	f	6-6	0-0	4-5	3	10	13	3	16	0	5	1	4	36		
10	Marcus Shaver Jr.	g	1-6	0-2	5-8	0	1	1	1	7	2	3	0	0	24		
14	Emmanuel Akot	g	4-9	0-1	3-4	0	3	3	2	11	6	3	0	0	38		
12	Max Rice	g	1-5	0-2	0-0	1	1	2	1	2	0	0	0	1	23		
23	Naje Smith	g	4-6	2-4	0-0	0	3	3	3	10	0	0	1	1	22		
25	Lukas Milner	g	0-0	0-0	0-0	0	0	0	1	0	0	1	1	0	2		
Team						0	1	1									
Totals			23-49	6-19	16-21	5	25	30	16	68	12	13	3	9	200		

FG % 1st Half: 14-29 48.3% 2nd half: 9-20 45.0% Game: 23-49 46.9% Deadball Rebounds: 1
3FG % 1st Half: 5-12 41.7% 2nd half: 1-7 14.3% Game: 6-19 31.6%
FT % 1st Half: 4-4 100.0% 2nd half: 12-17 70.6% Game: 16-21 76.2%

Officials: Larry Spaulding, Michael Irving, David Hall
Technical fouls: Wyoming-None. Boise St.-None.
Attendance: 2021-22 Men's Basketball. Round: 0. Boise St. vs Wyoming. Played at Thomas & M

Score by periods	1st	2nd	Total
Wyoming	23	38	61
Boise St.	37	31	68

2023 MW Tournament First Round #11 Wyoming 76 vs. #6 New Mexico 87 March 8, 2023, Thomas & Mack Center, Las Vegas

Wyoming Cowboys 76 • 9-22,4-14 Mounta

#	Player	Total			3-Ptr			Rebounds			PF	TP	A	TO	Blk	Stl	Min
		FG-FGA	FG-FGA	FT-FTA	FG-FGA	FG-FGA	FT-FTA	Off	Def	Tot							
10	Hunter Thompson	f	0-7	0-6	0-0	3	6	9	2	0	2	2	2	2	29		
25	Jeremiah Oden	f	6-16	1-5	2-4	2	3	5	2	15	1	0	0	1	38		
05	Brendan Wenzel	g	1-5	1-3	0-0	0	1	1	2	3	0	3	0	0	21		
24	Hunter Maldonado	g	11-19	4-6	10-12	0	5	5	5	36	3	2	0	1	39		
53	Xavier DuSell	g	5-10	4-7	1-2	0	3	3	1	15	1	1	0	0	38		
15	Nate Barnhart	g	0-0	0-0	0-0	0	0	0	2	0	0	1	0	0	2		
22	Kenny Foster	g	2-4	0-2	1-3	2	2	4	4	5	0	1	0	0	23		
44	Caden Powell	g	1-2	0-0	0-0	3	2	5	2	2	1	1	0	0	10		
Team						0	3	3									
Totals			26-63	10-29	14-21	10	25	35	20	76	8	11	2	4	200		

FG % 1st Half: 12-29 41.4% 2nd half: 14-34 41.2% Game: 26-63 41.3% Deadball Rebounds: 5
3FG % 1st Half: 6-16 37.5% 2nd half: 4-13 30.8% Game: 10-29 34.5%
FT % 1st Half: 8-11 72.7% 2nd half: 6-10 60.0% Game: 14-21 66.7%

New Mexico 87 • 22-10,8-10 Mount

#	Player	Total			3-Ptr			Rebounds			PF	TP	A	TO	Blk	Stl	Min
		FG-FGA	FG-FGA	FT-FTA	FG-FGA	FG-FGA	FT-FTA	Off	Def	Tot							
24	Morris Udeze	f	6-14	0-0	3-6	4	7	11	4	15	4	3	0	0	34		
53	Josiah Allick	f	6-7	0-0	0-0	4	2	6	4	12	0	1	1	1	32		
05	Jamal Mashburn, Jr.	g	8-20	2-6	4-4	1	5	6	3	22	3	1	0	0	37		
10	Jaalen House	g	8-15	2-6	10-10	0	7	7	3	28	6	1	0	3	37		
13	Javontá Johnson	g	1-3	0-2	4-4	2	7	9	2	6	0	0	0	0	35		
00	KJ Jenkins	g	2-5	0-2	0-0	0	1	1	0	4	0	2	0	0	12		
02	Donovan Dent	g	0-1	0-1	0-0	0	0	0	1	0	0	0	0	0	7		
03	Sebastian Forsling	g	0-0	0-0	0-0	0	0	0	0	0	0	0	1	0	5		
34	Birima Seck	g	0-0	0-0	0-0	0	0	0	0	0	0	0	0	0	1		
Team						0	0	0									
Totals			31-65	4-17	21-24	11	29	40	17	87	13	8	2	4	200		

FG % 1st Half: 12-32 37.5% 2nd half: 19-33 57.6% Game: 31-65 47.7% Deadball Rebounds: 1
3FG % 1st Half: 1-10 10.0% 2nd half: 3-7 42.9% Game: 4-17 23.5%
FT % 1st Half: 10-12 83.3% 2nd half: 11-12 91.7% Game: 21-24 87.5%

Officials: Scott Brown, Glen Mayberry, Eric Curry
Technical fouls: Wyoming Cowboys-None. New Mexico-None.
Attendance: 8508
2022-23 Men's Basketball. Round: 0. New Mexico vs Wyoming. Played at Thomas &

Score by periods	1st	2nd	Total
Wyoming Cowboys	38	38	76
New Mexico	35	52	87

KOT 2000



KOT2K

2000 CAREER COLLEGE POINTS

AKUEL KOT

adidas



WYOMING

BASKETBALL