

2023-24 FRESNO STATE MEN'S BASKETBALL GAME NOTES

2023-24 SCHEDULE/RESULTS

NOVEMBER

6	Fresno Pacific	W, 77-66	MWN
11	at Kent State	L, 69-59	ESPN+
15	Morgan State	W, 87-68	MWN
21	vs. New Mexico State [1]	W, 81-76 OT	CBSSN
22	vs. #22 James Madison [1]	L, 95-64	CBSSN
27	UCSB	L, 69-65	MWN

DECEMBER

1	vs. #19 BYU	L, 85-56	Big 12 Now/ESPN+
5	Idaho State	W, 79-67	MWN
9	Pacific	W, 89-56	MWN
15	CSU Bakersfield	W, 61-58	MWN
18	Portland State	L, 75-72 OT	MWN
22	at San Francisco	L, 77-57	ESPN+
29	at San Diego	W, 71-67	ESPN+

JANUARY

3	at San Diego State ^{MW}	L, 74-47	FSI
6	Nevada ^{MW}	L, 72-57	MWN
13	at Wyoming ^{MW}	L, 68-67	MWN
16	San Jose State ^{MW}	W, 85-82	MWN
20	at #16 Utah State ^{MW}	L, 83-62	MWN
23	Boise State ^{MW}	L, 72-68	FSI
27	Air Force ^{MW}	W, 84-70	MWN
30	at UNLV ^{MW}	L, 78-69	FSI

FEBRUARY

3	Colorado State ^{MW}	L, 73-61	CBSSN
6	at San Jose State ^{MW}	W, 69-57	NBC Sports Bay Area
10	at Air Force ^{MW}	W, 68-66	MWN
14	UNLV ^{MW}	L, 67-65	CBSSN
17	at Boise State ^{MW}	L, 90-66	CBSSN
24	#19 San Diego State ^{MW}	L, 73-41	CBSSN
27	#22 Utah State ^{MW}	L, 77-73 OT	MWN

MARCH

1	at Nevada ^{MW}	L, 74-66	CBSSN
6	at New Mexico ^{MW}	L, 79-58	FSI
9	Wyoming ^{MW}	L, 86-47	MWN
13	#9 Seed Wyoming [2]	11 AM	MWN
14	MW Quarterfinals [2]	TBA	
15	MW Semifinals [2]	TBA	
16	MW Championship [2]	TBA	

[1] Cancun Challenge

[2] MW Basketball Championships

All Times Pacific

RECORD BREAKDOWN

Overall: 11-20 Mountain West: 4-14
 Home: 7-9 Away: 3-9 Neutral: 1-2
 Last 5: 0-5 Last 10: 2-8 Overtime: 0-0

FOLLOW US

X (Twitter): @FresnoStateMWB

Instagram: @fresnostatembb

FRESNO STATE PROBABLE STARTERS (based on previous game)

NO.	NAME	POS.	HT.	WT.	CL.	HOMETOWN	GP/GS	FG%	3FG%	FT%	RPG	APG	SPG	BPG	PPG
3	Isaiah Hill	G	6-0	170	Sr.	Bakersfield, Calif.	29/29	.386	.307	.814	3.2	6.1	1.3	0.1	12.1
13	Enoch Boakye	C	6-11	250	Jr.	Brampton, Ontario, Canada	26/23	.634	.000	.476	7.9	0.3	0.6	1.3	7.9
21	Isaiah Pope	G	6-5	200	Sr.	Yorba Linda, Calif.	29/18	.396	.316	.779	3.3	1.5	0.9	0.0	8.7
23	Leo Colimerio	G/F	6-7	193	Sr.	Sao Paulo, Brazil	30/10	.547	.357	.703	3.8	1.1	0.8	0.1	6.5
53	Xavier DuSell	G	6-4	200	Sr.	Scottsdale, Ariz.	30/30	.424	.397	.848	2.1	0.5	0.5	0.1	11.6

FRESNO STATE RESERVES

NO.	NAME	POS.	HT.	WT.	CL.	HOMETOWN	GP/GS	FG%	3FG%	FT%	RPG	APG	SPG	BPG	PPG
0	Donavan Yap Jr.	G	6-5	182	Sr.	Las Vegas, Nev.	24/12	.440	.358	.882	1.7	1.8	0.5	0.1	8.7
1	Isaac Taveras	G	6-5	186	Fr.	Santo Domingo, DR	21/0	.452	.000	.355	1.9	0.5	0.9	0.0	4.8
4	Chuks Isitua	C	6-10	226	Jr.	Lagos, Nigeria	-	-	-	-	-	-	-	-	-
5	Jalen Weaver	G	6-4	200	Jr.	Aurora, Colo.	30/10	.437	.238	.596	2.2	1.0	0.6	0.2	6.9
10	AJ Robinson	G	5-10	173	Fr.	Los Angeles, Calif.	2/0	.000	.000	.000	0.0	0.0	0.0	0.0	0.0
12	Jeff Sims Jr.	G	6-1	165	RFr.	Menifee, Calif.	2/0	.000	.000	.000	0.0	0.0	0.0	0.0	0.0
33	Steven Vasquez Jr.	G	6-2	190	Jr.	Santa Maria, Calif.	9/0	.231	.182	.000	1.1	0.3	0.2	0.0	0.9
34	Pierre Geneste Jr.	F	6-11	230	So.	Port-au-Prince, Haiti	15/0	.250	.000	.500	0.9	0.0	0.0	0.3	0.5
35	Eduardo Andre	C	6-11	248	Sr.	London, England	21/18	.604	.000	.442	5.0	0.7	0.8	1.1	7.3
40	Chase Courtney	F	6-10	230	Jr.	Scottsdale, Ariz.	6/0	.125	.000	.000	1.5	0.0	0.0	0.0	0.3

MOUNTAIN WEST CHAMPIONSHIPS

First Round

March 13, 2024 • 11 a.m. PT

Las Vegas, Nev. • Thomas & Mack Center

Stream • Mountain West Network - PXP: Nate Kreckman Analyst: Terrence Ogelsby
 Radio • Bulldog Sports Network - PXP: Paul Loeffler Analyst: Marc Q. Jones Sideline: Taylor Martinez

#9 Fresno State
 (11-20, 4-14 MW)
 HC: Justin Hutson (6)
 Record at FS: 91-93



#8 Wyoming
 (15-16, 8-10 MW)
 HC: Jeff Linder (4)
 Record at WYO: 62-58

SERIES BREAKDOWN

Overall: 22-17 | In Fresno: 15-5 | In Laramie: 6-12 | Neutral Site: 1-0 | Streak: Wyoming +3
 Last Meeting: Wyoming 86-47 on March 9, 2024 in Fresno, Calif.
 Last FS Win: Dec. 28, 2022 (58-53 in Fresno, Calif.)

QUICK LOOK

- Fresno State will open up the Mountain West Championships in Game 1 on Wednesday morning in a rematch with eighth-seeded Wyoming. The two ended the regular season in Fresno on Saturday.
- For the second consecutive season, Fresno State will enter the tournament as the No. 9 seed. The Bulldogs dropped last season's first round matchup in the final seconds, 67-65, to Colorado State.
- Fresno State is 8-10 all-time at the MW Championships.
- Prior to the defeat on Senior Day, Fresno State had dropped six straight games against the Top 6 teams in the conference.
- Isaiah Hill continues to lead Fresno State in scoring (12.1 ppg) and assists (6.1 apg) on the year. The point guard ranks No. 18 nationally in assists per game, third in the MW.
- Hill enters Wednesday averaging 13.2 points per game in his career in MW tournament games. His 66 points ranks fifth-most in program history in career points in MW tournament games (5 games).
- Transfer Xavier DuSell is second on the team in scoring at 11.6 points per game. The senior leads the 'Dogs in 3-point percentage, connecting at 39.7 percent clip (85-of-214), 41st nationally. He sits second in the MW in 3-pointers made per game (2.74).
- DuSell played in five MW tournament games for Wyoming, averaging 12.3 points per game while going 17-of-33 from 3.
- Fresno State features three players in its lineup who have 1,000 points. Hill accomplished the feat last season while DuSell (Feb. 17) and Isaiah Pope (Dec. 18) hit the milestone this year.
- A key interior presence when healthy, Enoch Boakye was named All-Mountain West honorable mention by a panel of media members from around the conference. In his first year at Fresno State, the junior averaged 7.9 points and 7.9 rebounds.
- With seven newcomers to the squad this year, that group has stepped in quickly to help complement the returners in the scoring column. Newcomers have accounted for 54.9 percent of the scoring thus far.

ABOUT THE MATCHUP

- Fresno State is 22-17 all-time against Wyoming.
- The two programs have met just once on a neutral court, a 91-82 win for Fresno State on March 7, 1996 in the WAC tournament.
- The Bulldogs are 2-6 in the last eight meetings with the Cowboys. Prior to that, the 'Dogs won four straight (2019-20).

BY THE NUMBERS

5.3

In five MW first round games, the Bulldogs are 3-2. The average margin of separation is 5.3 points per game with the last two being separated by 2 points (1-1).

25.8

Prior to the Bulldogs' last game, they had attempted over 20 3-pointers in each of the previous six contests. The 'Dogs took an average of 25.8 attempts during that stretch.

3.4

During the last 15 games, Isaiah Hill has dished out 6.8 assists per game while holding a 3.4 assist-turnover ratio. He has five games during that span with zero turnovers.

FRESNO STATE RECORD WHEN...

Leading at Halftime	7-3
Tied at Halftime	1-0
Trailing at Halftime	3-17
Overtime Games	1-2
Games Decided by 1-5 Points.....	5-6
Games Decided by 6-9 Points	0-2
Games Decided by 10+ Points.....	6-12
Scoring 70 Points Before Opponent	8-1
Opponent Scores 70 Points First.....	0-16
If neither team scores 70 Points.....	3-3
Scoring 100+ Points	0-0
Scoring 90-99 Points	0-0
Scoring 80-89 Points.....	5-0
Scoring 70-79 Points	3-2
Scoring 60-69 Points.....	3-10
Scoring 50-59 Points.....	0-5
Scoring 40-49 Points	0-3
Scoring 39 or Fewer Points.....	0-0
Opp. Scoring 100+ Points	0-0
Opp. Scoring 90-99 Points.....	0-2
Opp. Scoring 80-89 Points	1-3
Opp. Scoring 70-79 Points.....	2-12
Opp. Scoring 60-69 Points	5-3
Opp. Scoring 50-59 Points.....	3-0
Opp. Scoring 40-49 Points.....	0-0
Opp. Scoring 39 or Fewer Points.....	0-0
50%-Plus FG Pct.....	6-3
45-49.99% FG Pct.....	3-5
40-44.99% FG Pct.....	1-7
Less than 40% FG Pct.....	1-5
Opp. 50%-Plus FG Pct	0-8
Opp. 45-49.99% FG Pct	2-7
Opp. 40-44.99% FG Pct.....	4-3
Opp. Less than 40% FG Pct	5-2
Better FG% than Opponent	11-5
Same FG% as Opponent.....	0-1
Opponent has better FG%	0-14
80%-Plus FT Pct.....	1-4
75-79% FT Pct.....	4-3
70-74% FT Pct.....	1-2
Less than 70% FT Pct.....	5-11
Better FT% than Opponent.....	10-6
Same FT% as Opponent.....	0-0
Opponent has better FT%.....	1-14
Better A-TO Ratio than Opponent.....	8-5
Same A-TO Ratio as Opponent.....	0-0
Opponent has better A-TO Ratio.....	3-15
Outbound Opponent.....	7-4
Rebounds are Equal.....	0-1
Outbound by Opponent.....	4-15
Fewer Turnovers than Opponent.....	5-5
Turnovers are Equal	1-3
More Turnovers than Opponent.....	5-12
Bench Scores More than Opponent	8-10
Bench Scoring is Equal	1-2
Opponent Bench Scores More.....	2-8
7 Bulldogs in Double-Digit Scoring.....	0-0
6 Bulldogs in Double-Digit Scoring.....	0-0
5 Bulldogs in Double-Digit Scoring.....	3-0
4 Bulldogs in Double-Digit Scoring.....	4-5
3 Bulldogs in Double-Digit Scoring.....	4-7
2 Bulldogs in Double-Digit Scoring.....	0-5
1 Bulldog in Double-Digit Scoring.....	0-2
0 Bulldogs in Double-Digit Scoring.....	0-1
On Mondays	1-2
On Tuesdays.....	4-3
On Wednesdays.....	1-4
On Thursdays.....	0-0
On Fridays	2-3
On Saturdays.....	3-8
On Sundays.....	0-0
Biggest Deficit in Win.....	11 pts • 1H • 13:22
.....(vs. Idaho State, 12/5/23)	
Largest Lead in Loss	12 pts • 2H • 10:47
.....(at Wyoming, 1/13/24)	

FRESNO STATE NOTES

THE GAUNTLET

Prior to facing Wyoming at the end of the season, Fresno State drew one of, if not the toughest six-game stretches in the Mountain West this season. Starting on Valentine's Day with UNLV, the Bulldogs played played each of the Top 6 teams in the league standings. That included back-to-back games against then-No. 19 San Diego State and No. 22 Utah State.

- Two of the six contests were separated by four points or less (UNLV, Utah State) while three were 20-plus points.

MY TEAM IS ON THE FLOOR

Depleted by injuries in February, Fresno State had gone from relying on its bench for production to having five players average over 33 minutes per game during a five-game stretch from Feb. 14-March 1.

- At Nevada, the Bulldogs played just six players.
- Xavier DuSell averaged a team-high 39.7 minutes per game.

THE MARGINS

Whether at home or on the road, Fresno State games for the most part haven't been close. Eighteen of the Bulldogs' 31 games have been separated by double digits. That trend only began to change after the first month of conference play.

- Fresno State is 5-6 in games separated by five points or less (2-4 in MW games).
- Ten games games have been separated by more than 20 points (2-8).

NEWCOMER IMPACT

With seven additions this season, the group has picked up the loss of production from a year ago. Through 31 games, the group has accounted for 55.3 percent of the team's scoring.

- Three of the team's top five scorers were new to Fresno State in the summer, and five of the team's top seven contributors were new additions.
- The group accounted for 112 points (73.2%) in the a two-game stretch against Air Force and UNLV, including a season-high 61 points in the Bulldogs' win over Air Force on Jan. 26 with four in double figures.

70 IS THE MAGIC NUMBER

70 points. Through 31 games, 70 has been the number that the Bulldogs' offense is looking for. All but one of Fresno State's wins have come when scoring more than 70 points. When they don't hit that mark, it has only twice resulted in a loss for the 'Dogs, with one of those coming in overtime.

- The Bulldogs are 8-2 when reaching 70 points.
- Fresno State was held below 70 points in the seven games prior to going to overtime against No. 22 Utah State (2-5).

STAYING OUT OF FOUL TROUBLE

Fresno State ranks first in the Mountain West in least fouls committed per game at 15.3 per outing.

- The Bulldogs have committed 10 or less fouls in four games.

HILL RISING IN THE RECORD BOOK

Isaiah Hill, who started his collegiate career at Tulsa, moved into the Top 50 of Fresno State's all-time scoring list last season and was the 47th men's basketball player to score at least 900 points as a Bulldog.

- Hill entered the 2023-24 season ranked 44th all-time in program history with 962 career points at Fresno State. He has quickly continued to move up the list, checking in at No. 21 with 1,324 points after 30 games.

THE FLOOR GENERAL

In 30 games, Isaiah Hill has dished out 182 assists. He has dished out at least eight assists in eight games this season, including a season-high 10 three times.

- 10 of Hill's seven-plus assist performances have come in his last 17 games.
- In his last 32 games, Hill has recorded 204 assists.
- Hill has 31 games at Fresno State with at least six assists.
- In 118 games as a Bulldog, Hill ranks third in career assists, moving up eight spots this season.
- Hill sits No. 3 in the Mountain West, and No. 18 in the NCAA, this season with 6.1 assists per game.
- In conference play, Hill is second, averaging 6.1 per outing and in assist-turnover ratio at 3.14.

WHO'S IN HILL'S SIGHTS - CAREER POINTS

15.	Rod Higgins (1979-82)	104.....	1,402
16.	Gary Alcorn (1957-59)	78.....	1,401
17.	Mike McFerson (1960-62)	78.....	1,378
18.	Paul Watson (2014-17)	135.....	1,361
19.	Courtney Alexander (1998-00)	60.....	1,353
20.	Tyler Johnson (2011-14)	127.....	1,346
21.	Isaiah Hill (2021-Pres.)	118.....	1,324
22.	Chris Herren (1996-99)	86.....	1,297
23.	Demetrius Porter (1998-01)	132.....	1,227
24.	Ja'Vance Coleman (2004-07)	79.....	1,212
25.	Lonnie Hughey (1982-66)	58.....	1,187

MOVING UP THE CAREER ASSIST LIST

1.	Kevin Bell (2004-08)	116.....	599
2.	Dominick Young (1995-97)	89.....	598
3.	Isaiah Hill (2021-Pres.)	118.....	494
4.	Chris Herren (1996-99)	86.....	465
5.	Demetrius Porter (1998-01)	132.....	448
6.	Mitch Arnold (1982-85)	117.....	420

FRESNO STATE NOTES

30 PIECE FROM THE BENCH

Depleted by injuries in the front court, 6-foot-7 Leo Colimerio moved into the five spot against UNLV. In a season-high 37 minutes, the senior produced a career-high 30 points, nearly helping the 'Dogs knock off the Runnin' Rebels. The native of Sao Paulo, Brazil shot 10-of-13 from the floor and 8-of-9 from the free throw line.

- Colimerio's previous high was 19 last season against Colorado State.
- Colimerio had scored a total of 30 points in the eight games prior to UNLV.
- Colimerio had not scored in double figures since Dec. 9 with a then-season high 13 versus Pacific.
- Colimerio had not played over 30 minutes in a game since Nov. 21.

X GON' GIVE IT TO YA

In a week he surely won't forget, Xavier DuSell helped the Bulldogs to back-to-back road wins with back-to-back career highs. Opening the week with 23 points and San Jose State, the senior followed it up with 29 at Air Force. Every bit of those points were needed.

- DuSell shot 13-of-18 from 3 during the two games.
- It was the second time in DuSell's career that he has made at least 10 3-pointers in a two-game stretch, last doing so with 11 in the Mountain West tournament as a freshman (3/10-11/21).
- 39 of DuSell's 52 points came from behind the 3-point line. Two more came as a part of four-point plays. Another five came as a result of being fouled on 3-point attempts.

CONNECTING FROM DEEP

Shoot from outside. That's what was expected and what Wyoming transfer Xavier DuSell has brought to Fresno State. With a team-high 85 made 3-pointers through 31 games, DuSell is above the 2.0 per game he made in his 86 games at Wyoming.

- DuSell is shooting a team-high 39.7 percent, 41st in the NCAA while ranking No. 2 in the MW in made 3's per game (2.74).
- DuSell has made at least five 3-pointers in four games, including a career high seven (7-of-8) at Air Force.
- DuSell has shot at least 50 percent from beyond the arc in 11 games.

HIT HIS STRIDE

With 31 points through the first 10 games of the season, Isaiah Pope began to find his footing after being hampered by injury early in the season. The fifth-year senior has scored 224 points in his last 21 games (10.7 ppg).

- Pope has led the Bulldogs in scoring six times.
- All 12 of Pope's double-digit scoring games this season have come in the last 21 games.

1,000-POINT TRANSFERS

With 14 points at Boise State (Feb. 17), Xavier DuSell surpassed the 1,000-point mark for his collegiate career. He is the second Bulldog transfer to do that this year, joining Isaiah Pope who scored his 1,000th point on Dec. 18, 2023.

- DuSell came to Fresno State from Wyoming where he had scored 714 points in 86 games.
- He has 1,074 points in his career in 116 games.
- Pope is playing in his fifth collegiate season, and first at Fresno State. He has 1,206 points in 133 games.
- Pope began his career at D-II Humboldt State before transferring to Utah Tech where he totaled 711 points in three seasons, scoring 432 during the 2022-23 season.

DON'T NOCH HIM

At 6-foot-11, 250-pound, Enoch Boakye has been a presence inside for the 'Dogs and began to find his rhythm two weeks into conference play. In his seven games prior to injury, the center averaged 10.6 points and 9.5 rebounds per game.

- While Boakye had played in 50 games in two seasons prior to this year, minutes were scarce. This year, he's playing over 20 minutes per outing and the time is starting to show. He recorded the first four double-doubles of his career in the stretch.
- Strong on the glass, Boakye ranks No. 5 in the MW in rebounding grabbing 8.9 per game.
- The center has five games with at least 13 rebounds including a 16-board effort against UCSB.

RECOGNITION FROM THE MEDIA

On Monday, a panel of select journalists from each of the conference's 11 media markets selected Enoch Boakye as All-Mountain West honorable mention. Playing in 27 games for the Bulldogs, the junior averaged 7.9 points and 7.9 rebounds per game in his first season in Fresno.

STEPPING IN

With Eduardo Andre out due to injury, Fresno State has opted to go with a four-guard lineup. Jalen Weaver moved into the vacant starting spot and averaged 8.3 points per game in the following nine starts.

- The Colorado native, posted a career-high 16 points at Air Force on 6-of-11 shooting.

MOUNTAIN WEST STANDINGS

	MW	Overall
Utah State (22/22)	14-4	26-5
Nevada (RV/RV)	13-5	26-6
Boise State (RV/RV)	13-5	22-9
UNLV	12-6	19-11
San Diego State (20/19)	11-7	22-9
New Mexico (RV/--)	11-7	22-9
Colorado State (RV/--)	10-8	22-9
Wyoming	8-10	15-16
Fresno State	4-14	11-20
Air Force	2-16	9-21
San Jose State	2-16	9-22

As of March 7

MOUNTAIN WEST PRESEASON POLL

Rank	Team (1st Place Votes)	Points
1.	San Diego State (25)	333
2.	Boise State (4)	299
3.	New Mexico (1)	278
4.	Nevada (1)	240
5.	Colorado State	218
6.	UNLV	199
7.	San Jose State	124
8.	Fresno State	115
9.	Utah State	105
10.	Wyoming	74
11.	Air Force	61

MOUNTAIN WEST PRESEASON AWARDS

Preseason All-MW Team

Name	Class	Pos.	School
Tyson Degenhart	F	Jr.	Boise State
Isaiah Stevens	G	Gr.	Colorado State
Jalen House	G	Gr.	New Mexico
Jamal Mashburn Jr.	G	Sr.	New Mexico
Lamont Butler	G	Sr.	San Diego State

Preseason Individual Awards

Isaiah Stevens	Player of the Year
Reese Waters	Newcomer of the Year
Edan Thomas Jr.	Freshman of the Year

FRESNO STATE NOTES

AT THE BUZZER

Fresno State hadn't seen a buzzer-beater to end a game since 2019. This season, the Bulldogs have seen three games end with a shot going through the net in the final second.

- Isaiah Hill's 3-pointer at the buzzer to beat San Jose State was the Bulldogs' first buzzer-beater since Mustafa Lawrence against Winthrop on Nov. 10, 2019.
- A rare feat, Fresno State had back-to-back games decided on buzzer-beaters (loss at Wyoming, win vs. San Jose State).
- Prior to this season, Fresno State had not lost on a buzzer-beater since 2012. The Bulldogs have dropped two games this year at the buzzer (Portland State, at Wyoming).

SCORING FROM THE BENCH

Depth is big in a long season and Fresno State tried to develop that. Fresno State is getting 19.1 points per game from its bench, tops in the Mountain West. That bench has recently been depleted though.

- A bench player has scored in double figures in 18 out of 30 games for the Bulldogs.
- The 'Dogs are 2-0 this season when two bench players reach double figures.
- Prior to getting hurt at Air Force, Donovan Yap Jr. was averaging 9.8 points per game when coming off the bench in Mountain West play.

REPS WERE PAYING OFF

Prior to an injury on Feb. 10, Donovan Yap Jr. had taken a big step forward offensively, averaging 8.7 points per game. The senior had not only upped his scoring average, but all three of his shooting percentages increased from Year 3 to Year 4.

- Yap Jr. has gone from 38.6 to 44.0 percent from the field, 27.0 to 35.8 percent from the 3 and 76.3 to 88.2 percent from the free throw line.

CANCUN ALL-TOURNAMENT TEAM

After going 2-1 in the 2023 Cancun Challenge, and being led by its senior guard duo of Isaiah Hill and Donovan Yap Jr., the two were named to the All-Tournament Team Riviera Division.

- Yap Jr. posted the first two 20-point games of his career and averaged 17.3 ppg, 3.0 apg and 2.3 rpg. He shot 47.1 percent from the field and 54.5 percent from 3.
- Hill averaged 16.7 ppg, 5.0 apg and 3.3 rpg. He shot 47.2 percent from the field and 38.9 percent from 3.
- The two were perfect from the charity stripe, knocking down a combined 23-of-23.

REUNITED

Playing their senior year of high school together at AZ Compass Prep in Chandler, Eduardo Andre and Xavier DuSell have reunited in Fresno after three years. While Andre made the move to the Central Valley after two seasons at Nebraska, DuSell joined him this year after three seasons at Wyoming.

THREE STARTERS RETURN

With three returning starters - Isaiah Hill (12.6 PPG), Eduardo Andre (8.3 PPG) and Leo Colimerio (5.3 PPG), Fresno State returned most of its core from last season.

In addition to the three returning starters, Justin Hutson also brought back Donovan Yap Jr. (6.1 PPG), Steven Vazquez Jr., Chuks Isitua and redshirt freshman Jeff Sims Jr. for 2023-24 season.

WE HAVE MORE TIME

While it may look like the Bulldogs have six players who will be out of eligibility after this season, four of their seniors will have an extra year available as their first year in college was 2020-21 allowing them to receive the covid year. Those seniors are Eduardo Andre, Leo Colimerio, Xavier DuSell and Donovan Yap Jr, key pieces to what the 'Dogs are building.

- The two fifth-year seniors who will be out of eligibility are Isaiah Hill and newcomer Isaiah Pope.

AN INFUX OF TALENT

During the offseason, Fresno State made plenty of changes to its roster. The Bulldogs hit the recruiting trail hard bringing in eight new additions for the 2023-24 season.

- Fresno State found four players in the portal in D-I transfers Xavier DuSell (Wyoming), Isaiah Pope (Utah Tech), Enoch Boakye (Arizona State) and Pierre Geneste Jr. (La Tech).

- The 'Dogs added two players from the junior college ranks in Jalen Weaver (Salt Lake CC) and Chase Courtney (San Diego City College) who each have experience at the D-I level.

- The last two additions were freshman Isaac Taveras (North Florida Educational Institute from Santo Domingo, DR) and Zaylon Thomas, a former track and field athlete from UCLA.

VETERAN LADEN

With all of the changes to the Fresno State roster, it's easy to think that the Bulldogs are young. Twelve of the 15 players on the roster though are upperclassmen.

- Ten players have at least two years of college basketball experience at the D-I level.

- The Bulldogs have two fifth-year seniors in Isaiah Hill and Isaiah Pope.
- The underclassmen on the roster include true freshman Isaac Taveras, redshirt freshman Jeff Sims Jr. and sophomore transfer Pierre Geneste Jr.

GOING INTERNATIONAL

With three internationals already on the roster in Eduardo Andre (England), Leo Colimerio (Brazil) and Chuks Isitua (Nigeria), the Bulldogs added three more players with passports to its roster during the offseason. The 'Dogs brought in transfers Enoch Boakye (Canada) and Pierre Geneste Jr. (Haiti) along with freshman Isaac Taveras (Dominican Republic).

- When they make their debuts, the three additions will be the 29th, 30th and 31st international players to play for Fresno State.
- Boakye will be the fourth Canadian to play for the Bulldogs while Geneste Jr. and Taveras will be the first from their countries.
- Colimerio was the Bulldogs' fourth player from Brazil while Andre and Isitua were the first to play for Fresno State from England and Nigeria.

FRESNO STATE PRODUCING NBA DRAFT LOTTERY PICKS, PROS

In the last 23 seasons, Fresno State has produced three NBA Lottery picks - Paul George (No. 10 overall in 2010), Melvin Ely (No. 12 overall in 2002) and Courtney Alexander (No. 13 overall in 2000) - while UNLV has two and San Diego State has one in that same span.

- Overall, Fresno State has had 32 players go on to play in the NBA, including 21 being selected in the NBA Draft with five first-round picks (four since 2000).
- Paul George current plays for the Los Angeles Clippers and Orlando Robinson plays for the Miami Heat.

'DOGS IN 2023-24

- Fresno State enters the 2023-24 season bringing back seven returners which includes four seniors in Eduardo Andre, Leo Colimerio, Isaiah Hill (fifth-year) and Donovan Yap Jr., along with juniors Chuks Isitua and Steven Vasquez Jr, and redshirt freshman Jeff Sims Jr.
- Fresno State head coach Justin Hutson is entering his sixth season back home in the San Joaquin Valley entering the season with an 80-73 mark as a Bulldog.
- Hutson hired new assistant coach George Aramide during the offseason. He joins Keith Brown (sixth season) and Vonn Webb (second season - fourth at Fresno State).
- Eight new players have joined the program: guards Xavier DuSell (Wyoming), Isaiah Pope (Utah Tech), Isaac Taveras (North Florida Educational Institute from Santo Domingo, DR), Zaylon Thomas (UCLA - T&F athlete), Jalen Weaver (Salt Lake CC) joining forwards Enoch Boakye (Arizona State), Chase Courtney (San Diego City College), Pierre Geneste Jr. (La Tech).

MOST NBA LOTTERY PICKS

(LAST 24 SEASONS • 2000-23)

- Fresno State: 3
- UNLV: 2
- San Diego State: 1

COMPARISON

Opponent	DATE	SCORE	FG	FG PCT	3FG	3FG PCT	FT	FT Pct	OREB	DREB	REB	F	AST	TO	BLK	STL	PTS
Fresno Pacific	11/06/2023	77-66	26-52	.500	6-19	.316	19-25	.760	6	24	30	14	15	12	5	10	77
			26-60	.433	9-17	.529	5-8	.625	12	25	37	20	11	17	2	7	66
at Kent State	11/11/2023	69-79	27-45	.600	7-16	.438	8-13	.615	6	24	30	17	15	22	2	10	69
			28-58	.483	11-27	.407	12-16	.750	8	13	21	15	13	12	2	10	79
Morgan State	11/15/2023	87-68	35-65	.538	9-20	.450	8-16	.500	11	35	46	14	14	15	3	6	87
			25-67	.373	6-18	.333	12-17	.706	9	24	33	13	4	10	3	6	68
vs. New Mexico State	11/21/2023	81-76	23-53	.434	12-27	.444	23-31	.742	9	26	35	20	13	15	1	7	81
			26-59	.441	8-25	.320	16-23	.696	7	24	31	24	20	12	4	9	76
vs. #22 James Madison	11/22/2023	64-95	26-63	.413	3-14	.214	9-16	.563	15	20	35	13	9	18	2	7	64
			36-64	.563	10-23	.435	13-16	.813	9	24	33	16	16	10	4	7	95
UC Santa Barbara	11/27/2023	65-69	25-69	.362	7-31	.226	8-12	.667	14	25	39	18	12	11	1	7	65
			26-55	.473	1-5	.200	16-19	.842	5	33	38	14	7	11	5	2	69
vs. BYU	12/1/2023	56-85	22-47	.468	4-12	.333	8-9	.889	3	24	27	8	12	21	0	4	56
			34-69	.493	11-29	.379	6-9	.667	12	22	34	14	23	7	2	13	85
Idaho State	12/5/2023	79-67	29-55	.527	3-11	.273	18-23	.783	10	25	35	19	17	14	0	8	79
			26-58	.448	7-26	.269	8-15	.533	10	19	29	21	11	12	5	6	67
Pacific	12/9/2023	89-56	33-51	.647	16-28	.571	7-14	.500	5	31	36	10	22	8	3	5	89
			22-58	.379	7-25	.280	5-12	.417	10	15	25	10	6	8	1	4	56
CSU Bakersfield	12/15/2023	61-58	24-49	.490	5-21	.238	8-15	.533	5	21	26	15	15	10	2	5	61
			23-56	.411	2-9	.222	10-19	.526	15	24	39	17	8	13	2	5	58
Portland State	12/18/2023	72-75	26-57	.456	5-17	.294	15-24	.625	9	29	38	20	11	13	6	7	72
			26-67	.388	9-25	.360	14-22	.636	18	27	45	22	13	14	3	7	75
at San Francisco	12/22/2023	57-77	20-45	.444	3-18	.167	14-21	.667	6	22	28	7	6	18	4	6	57
			29-60	.483	15-29	.517	4-7	.571	10	20	30	20	15	14	3	11	77
at San Diego	12/29/2023	71-67	25-55	.455	2-14	.143	19-28	.679	13	32	45	19	9	15	7	6	71
			26-67	.388	5-18	.278	10-16	.625	13	20	33	22	8	10	5	8	67
at San Diego State	1/3/2024	47-74	19-55	.345	4-15	.267	5-15	.333	9	19	28	17	7	12	1	4	47
			30-57	.526	5-22	.227	9-12	.750	8	31	39	13	13	12	6	4	74
Nevada	1/6/2024	57-72	21-49	.429	6-15	.400	9-14	.643	8	24	32	18	11	14	2	2	57
			24-56	.429	8-19	.421	16-23	.696	8	24	32	15	11	3	4	9	72
at Wyoming	1/13/2024	67-68	27-60	.450	9-25	.360	4-10	.400	10	21	31	19	10	9	4	6	67
			24-54	.444	9-20	.450	11-17	.647	12	27	39	15	13	12	3	3	68
San Jose State	1/16/2024	85-82	33-60	.550	11-25	.440	8-10	.800	6	23	29	9	15	7	4	4	85
			31-66	.470	17-29	.586	3-7	.429	14	22	36	14	15	9	4	4	82
at Utah State	1/20/2024	62-83	24-58	.414	7-25	.280	7-9	.778	4	21	25	18	14	13	2	9	62
			33-60	.550	5-13	.385	12-17	.706	9	31	40	13	20	12	5	5	83
Boise State	1/23/2024	68-72	28-53	.528	6-19	.316	6-7	.857	5	20	25	16	12	10	6	8	68
			25-54	.463	8-23	.348	14-20	.700	14	21	35	10	11	10	3	6	72
Air Force	1/27/2024	84-70	27-51	.529	11-25	.440	19-25	.760	12	22	34	11	19	10	1	9	84
			27-55	.491	11-25	.440	5-8	.625	7	16	23	17	13	11	3	7	70
at UNLV	1/30/2024	69-78	23-45	.511	7-22	.318	16-22	.727	4	24	28	19	17	21	6	8	69
			27-60	.450	6-18	.333	18-25	.720	13	22	35	17	17	13	5	5	78
Colorado State	2/3/2024	61-73	23-50	.460	7-18	.389	8-9	.889	6	21	27	14	15	12	1	1	61
			28-53	.528	9-22	.409	8-8	1.000	4	22	26	12	16	5	1	4	73
at San Jose State	2/6/2024	69-57	23-58	.397	9-24	.375	14-24	.583	8	31	39	14	17	7	1	5	69
			24-61	.393	6-18	.333	3-7	.429	9	33	42	19	12	10	3	2	57
at Air Force	2/10/2024	68-66	24-42	.571	8-13	.615	12-16	.750	6	25	31	13	10	19	2	7	68
			26-59	.441	9-32	.281	5-10	.500	10	16	26	14	17	11	5	11	66
UNLV	2/14/2024	65-67	23-49	.469	5-21	.238	14-18	.778	5	14	19	16	15	6	0	8	65
			24-44	.545	1-8	.125	18-23	.783	8	24	32	15	8	13	3	3	67
at Boise State	2/17/2024	66-90	25-59	.424	11-30	.367	5-12	.417	8	15	23	16	12	7	1	3	66
			30-51	.588	10-24	.417	20-28	.714	8	27	35	15	15	7	3	4	90
San Diego State	2/24/2024	41-73	14-57	.246	5-27	.185	8-12	.667	11	23	34	11	3	7	4	4	41
			28-67	.418	8-27	.296	9-11	.818	17	35	52	13	13	5	9	3	73
Utah State	2/27/2024	73-77	28-66	.424	7-28	.250	10-12	.833	9	20	29	25	9	9	0	8	73
			26-50	.520	6-15	.400	19-29	.655	9	30	39	15	10	17	2	4	77
at Nevada	3/1/2024	66-74	23-54	.426	7-23	.304	13-18	.722	7	18	25	16	11	9	0	5	66
			26-49	.531	11-25	.440	11-13	.846	4	26	30	15	23	12	5	1	74
at New Mexico	3/6/2024	58-79	18-55	.327	7-26	.269	15-20	.750	5	30	35	14	10	11	3	5	58
			30-79	.380	9-29	.310	10-12	.833	19	35	54	13	18	6	10	7	79
Wyoming	3/9/2024	47-86	16-56	.286	5-16	.313	10-18	.556	10	19	29	13	8	8	5	6	47
			35-61	.574	11-26	.423	5-6	.833	8	33	41	18	18	9	4	4	86

MOUNTAIN WEST TOURNAMENT RECORDS

TEAM - SINGLE GAME

Winning Margin
+26 (76-50).....vs. Air Force (3/14/19)

Losing Margin
-25 (60-85).....vs. Utah State (3/15/19)

Points
FS.....95, at UNLV (3/10/16)
Opp.....93, New Mexico (3/14/14)

Points in First Half
FS.....43, vs. Air Force (3/14/19)
Opp.....50, Utah State (3/15/19)

Points in Second Half
FS.....55, at UNLV (3/10/16)
Opp.....62, Nevada (3/10/17)

Fewest Points in a Game
FS.....46, vs. San Diego State (3/10/22)
Opp.....50, Air Force (3/14/19)

Fewest Points in First Half
FS.....22, vs. Colorado State (3/12/15)
Opp.....20, San Diego State (3/10/22)

Fewest Points in Second Half
FS.....23, vs. San Diego State (3/10/22)
Opp.....23, Colorado State (3/11/16)

Most Field Goals Attempted
FS.....73, at UNLV (3/10/16)
Opp.....66, Utah State (3/15/19)

Most Field Goals Made
FS.....36, at UNLV (3/10/16)
Opp.....32, Utah State (3/15/19)

Best Field Goal Percentage
FS.....58.7 (27-46), vs. New Mexico (3/10/21)
Opp.....52.0 (26-50), vs. Colorado State (3/10/21)
Opp.....56.9 (29-51), New Mexico (3/14/14)

Fewest Field Goals Attempted
FS.....46, vs. New Mexico (3/10/21)
Opp.....46, Colorado State (3/13/13)

Fewest Field Goals Made
FS.....18, vs. Air Force (3/13/14)
Opp.....13, Colorado State (3/11/16)

Most 3-Point Field Goals Attempted
FS.....38, vs. Air Force (3/14/19)
Opp.....31, Utah State (3/15/19)

Most 3-Pointers Made
FS.....16, vs. Air Force (3/4/20)
Opp.....16, vs. Air Force (3/14/19)
Opp.....13, Utah State (3/15/19)

Best 3-Point Field Goal Pct. (Minimum 20 ATT)
FS.....44.2 (16-36), vs. Air Force (3/4/20)
Opp.....52.4 (11-21), Nevada (3/10/17)

Most Free Throws Attempted
FS.....34, vs. New Mexico (3/10/21)
Opp.....38, New Mexico (3/14/14)

Most Free Throws Made
FS.....24, vs. New Mexico (3/10/21)
Opp.....31, New Mexico (3/14/14)

Best Free Throw Percentage (Minimum 18 ATT)
FS.....88.9 (16-18), vs. San Diego State (3/12/16)
Opp.....81.6 (31-38), New Mexico (3/14/14)

Fewest Free Throws Attempted
FS.....7, vs. San Diego State (3/10/22)
Opp.....7, vs. Air Force (3/14/19)
Opp.....11, San Diego State (3/10/22)
Opp.....11, Utah State (3/15/19)

Fewest Free Throws Made
FS.....3, vs. San Diego State (3/10/22)
Opp.....8, San Diego State (3/10/22)
Opp.....8, Air Force (3/14/19)
Opp.....8, Utah State (3/15/19)

Most Rebounds
FS.....41, vs. Colorado State (3/11/16)
Opp.....44, Colorado State (3/11/16)

Most Personal Fouls
FS.....26, vs. Colorado State (3/13/13)
Opp.....25, New Mexico (3/10/21)

Fewest Personal Fouls
FS.....10, vs. Utah State (3/15/19)
Opp.....11, San Diego State (3/10/22)

Most Assists
FS.....23, vs. Air Force (3/14/19)
Opp.....23, Utah State (3/15/19)

Most Turnovers Committed
FS.....25, vs. New Mexico (3/10/21)
Opp.....18, Air Force (3/14/19)

Most Blocked Shots
FS.....5, vs. New Mexico (3/10/21)
Opp.....5, vs. Air Force (3/4/20)
Opp.....5, vs. Utah State (3/15/19)
Opp.....5, vs. Colorado State (3/11/16)
Opp.....6, San Diego State (3/10/22)
Opp.....6, San Diego State (3/12/16)

Most Steals
FS.....13, vs. Air Force (3/14/19)
Opp.....8, New Mexico (3/10/21)
Opp.....8, Air Force (3/4/20)
Opp.....8, Nevada (3/10/17)

INDIVIDUAL - CAREER

Points Scored (Minimum 50 points)
.....91, Marvella Harris, 2013-16 (7 games)
.....88, Orlando Robinson, 2020-22 (5 games)
.....78, Deshon Taylor, 2017-19 (5 games)
.....68, Paul Watson, 2014-17 (8 games)
.....**66, Isaiah Hill (5 games)**
.....55, Julien Lewis, 2015-16 (4 games)
.....52, Cezar Guerrero, 2014-16 (6 games)

Scoring Average
.....17.6, Orlando Robinson, 2020-22 (5 games)
.....15.6, Deshon Taylor, 2017-19 (5 games)

Field Goals (Minimum 25 FGs)
.....34, Marvella Harris, 2013-16 (7 games)
.....30, Orlando Robinson, 2020-22 (5 games)
.....25, Paul Watson, 2014-17 (8 games)

Field Goal Percentage (Minimum 10 FGs)
.....73.7 (14-19), Nate Grimes, 2017-19 (4 games)
.....60.6 (20-33), Bryson Williams, 2017-18 (3 games)

3-Point Field Goals Made (Minimum 10 3FGs)
.....14, Paul Watson, 2014-17 (8 games)
.....12, Deshon Taylor, 2017-19 (5 games)
.....10, New Williams, 2018-20 (3 games)
.....10, Marvella Harris, 2013-16 (7 games)

3-Point Field Goal Pct. (Minimum 10 3FGs)
.....45.5 (10-22), New Williams, 2018-20 (3 games)
.....45.2 (14-31), Paul Watson, 2014-17 (8 games)

Free Throws (Minimum 20 FTs)
.....23, Orlando Robinson, 2020-22 (5 games)
.....20, Deshon Taylor, 2017-19 (5 games)

Free Throw Percentage (Minimum 10 FTs)
.....100.0 (14-14), Cezar Guerrero, 2014-16 (6 games)

Rebounds (Minimum 25)
.....45, Orlando Robinson, 2020-22 (5 games)
.....34, Paul Watson, 2014-17 (8 games)
.....28, Julien Lewis, 2015-16 (4 games)
.....27, Marvella Harris, 2013-16 (8 games)

Rebound Average
.....9.0 (45), Orlando Robinson, 2020-22 (5 games)
.....7.0 (28), Julien Lewis, 2015-16 (4 games)
.....7.0 (21), Bryson Williams, 2017-18 (3 games)

Assists
.....20, Deshon Taylor, 2017-19 (5 games)

Blocked Shots
.....10, Nate Grimes, 2017-20 (5 games)
.....10, Karachi Edo, 2014-17 (8 games)

Steals
.....10, Marvella Harris, 2013-16 (7 games)

Minutes (Minimum 200 Total)
.....227, Marvella Harris, 2013-16 (7 games)
.....208, Paul Watson, 2014-17 (8 games)

Average Minutes Played (Minimum 35 MPG)
.....35.4, Deshon Taylor, 2017-19 (5 games)

INDIVIDUAL - SINGLE GAME

Points Scored
FS.....31, Orlando Robinson, vs. San Jose State (3/9/22)
Opp.....28, Marcus Marshall, Nevada (3/10/17)
Opp.....28, Patrick McCaw, UNLV (3/10/16)

Field Goals Attempted
FS.....23, Marvella Harris, vs. Colorado State (3/11/16)
Opp.....21, Elijah Brown, New Mexico (3/9/17)

Field Goals Made
FS.....11, Orlando Robinson, vs. San Jose State (3/9/22)
Opp.....10, Orlando Robinson, vs. San Diego State (3/10/22)
Opp.....10, Bryson Williams, vs. San Diego State (3/8/18)
Opp.....9, Lavelle Scottie, Air Force (3/4/20)
Opp.....9, Cameron Oliver, Nevada (3/10/17)

Field Goal Percentage (Minimum 12 ATT)
FS.....66.7 (8-12), Deon Stroud, vs. New Mexico (3/10/21)
Opp.....53.8 (7-13), Deshon Taylor, vs. Nevada (3/10/17)
Opp.....57.1 (8-14), AJ Walker, Air Force (3/4/20)
Opp.....56.3 (9-16), Cameron Oliver, Nevada (3/10/17)

3-Point Field Goals Attempted
FS.....12, New Williams, vs. Air Force (3/4/20)
Opp.....10, Paul Watson, vs. Nevada (3/10/17)
Opp.....**10, Isaiah Hill (3/8/23)**
Opp.....11, Elijah Brown, New Mexico (3/9/17)

3-Point Field Goals Made (Minimum 5 3FG)
FS.....6, New Williams, vs. Air Force (3/4/20)
Opp.....5, AJ Walker, Air Force (3/4/20)
Opp.....5, Marcus Marshall, Nevada (3/10/17)
Opp.....5, Cameron Oliver, Nevada (3/10/17)

3-Point Field Goal Pct. (Minimum 8 ATT)
FS.....50.0 (6-12), New Williams, vs. Air Force (3/4/20)
Opp.....50.0 (4-8), Paul Watson, vs. New Mexico (3/14/14)
Opp.....55.6 (5-9), Marcus Marshall, Nevada (3/10/17)

Free Throws Attempted
FS.....15, Orlando Robinson, vs. San Jose State (3/9/22)
Opp.....12, Makuach Maluach, New Mexico (3/10/21)
Opp.....12, Marcus Marshall, Nevada (3/10/17)

Free Throws Made
FS.....10, Orlando Robinson, vs. New Mexico (3/10/21)
Opp.....11, Makuach Maluach, New Mexico (3/10/21)

Free Throw Percentage (Minimum 8 ATT)
FS.....100.0 (8-8), Deshon Taylor, vs. New Mexico (3/9/17)
Opp.....100.0 (8-8), Cezar Guerrero, at UNLV (3/10/16)
Opp.....100.0 (8-8), Alex Davis, vs. Air Force (3/15/14)
Opp.....100.0 (10-10), John Gillon, Colorado State (3/11/16)

Rebounds
FS.....12, Orlando Robinson, vs. New Mexico (3/10/21)
Opp.....12, Tyler Johnson, vs. Air Force (3/13/14)
Opp.....13, Neemias Queta, Utah State (3/15/19)

Assists
FS.....10, Deshon Taylor, vs. Air Force (3/14/19)
Opp.....11, Jerome Seagears, UNLV (3/10/16)

Blocked Shots
FS.....4, Nate Grimes, vs. Air Force (3/4/20)
Opp.....5, Nathan Mensah, San Diego State (3/10/22)

Steals
FS.....5, Noah Blackwell, vs. Air Force (3/14/19)
Opp.....4, Lyndsey Drew, Nevada (3/10/17)

Double Doubles
Fresno State (7)
• Orlando Robinson: 25 pts/11 rebs, vs. San Diego State (3/10/22)
• Orlando Robinson: 16 pts/10 rebs, vs. Colorado State (3/11/21)
• Orlando Robinson: 14 pts/12 rebs, vs. New Mexico (3/10/21)
• Anthony Holland: 15 pts/10 rebs, vs. New Mexico (3/10/21)
• Nate Grimes: 13 pts/11 rebs, vs. Air Force (3/4/20)
• Deshon Taylor: 18 pts/10 assts, vs. Air Force (3/14/19)
• Tyler Johnson: 19 pts/12 rebs, vs. Air Force (3/13/14)

Opponents (4)
• Jordan Caroline: 10 pts/10 rebs, Nevada (3/10/17)
• Malik Pope: 19 pts/11 rebs, San Diego State (3/12/16)
• Jerome Seagears: 17 pts/11 assts, UNLV (3/10/16)
• Cameron Bairstow: 21 pts/10 rebs, New Mexico (3/14/14)

Triple Doubles
FS (0).....None
Opp. (0).....None

MOUNTAIN WEST TOURNAMENT HISTORY

Location: Thomas & Mack Center • Las Vegas, Nevada

Record (All-Time): 8-10
Record (Hutson's Tenure): 3-5

MW Tournament Opener Record (All-Time): 6-5
MW Tournament Opener Record (Hutson's Tenure): 3-2

First Round Record: 3-2
Quarterfinal Record: 3-6
Semifinal Record: 1-2
Championship Game Record: 1-0

Record as...

- No. 1 Seed: 0-0
- No. 2 Seed: 3-0
- No. 3 Seed: 1-1
- No. 4 Seed: 1-1
- No. 5 Seed: 0-0
- No. 6 Seed: 2-3
- No. 7 Seed: 1-1
- No. 8 Seed: 0-1
- No. 9 Seed: 0-1
- No. 10 Seed: 0-0
- No. 11 Seed: 0-0

Record versus...

- No. 1 Seed: 1-1
- No. 2 Seed: 0-3
- No. 3 Seed: 0-3
- No. 4 Seed: 0-0
- No. 5 Seed: 1-1
- No. 6 Seed: 2-0
- No. 7 Seed: 1-0
- No. 8 Seed: 0-1
- No. 9 Seed: 0-1
- No. 10 Seed: 1-0
- No. 11 Seed: 2-0

Record versus...

- Air Force: 2-1
- Boise State: 0-0
- Colorado State: 1-4
- Nevada: 0-1
- New Mexico: 2-1
- San Diego State: 1-2
- San Jose State: 0-0
- UNLV: 1-0
- Utah State: 0-1
- Wyoming: 0-0

3/13/13 [QF]: (2) Colorado State 67, (7) Fresno State 61

3/13/14 [IR]: (7) Fresno State 61, (10) Air Force 59
3/14/14 [QF]: (2) New Mexico 93, (7) Fresno State 77

3/12/15 [QF]: (3) Colorado State 71, (6) Fresno State 59

3/10/16 [QF]: (2) Fresno State 95, (7) UNLV 82
3/11/16 [SF]: (2) Fresno State 64, (6) Colorado State 56
3/12/16 [CH]: (2) Fresno State 68, (1) San Diego State 63

3/9/17 [QF]: (4) Fresno State 65, (5) New Mexico 60
3/10/17 [SF]: (1) Nevada 83, (4) Fresno State 72

3/8/18 [QF]: (5) San Diego State 64, (4) Fresno State 52

3/14/19 [QF]: (3) Fresno State 76, (6) Air Force 50
3/15/19 [SF]: (2) Utah State 85, (3) Fresno State 60

3/4/20 [IR]: (9) Air Force 77, (8) Fresno State 70

3/10/21 [IR]: (6) Fresno State 85, (11) New Mexico 77
3/11/21 [QF]: (3) Colorado State 72, (6) Fresno State 62

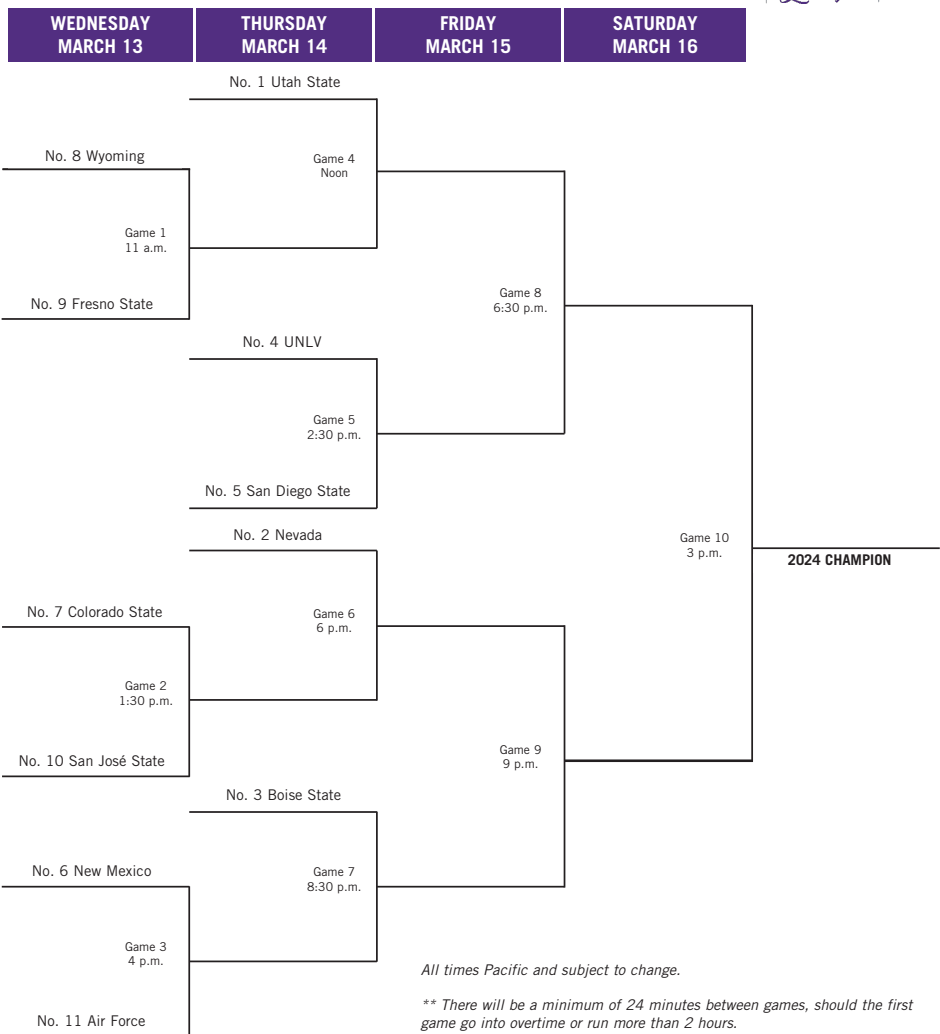
3/9/22 [IR]: (6) Fresno State 69, (11) San Jose State 67 [OT]
3/10/22 [QF]: (3) San Diego State 53, (6) Fresno State 46

3/8/23 [IR]: (8) Colorado State 69, (9) Fresno State 67

Tournament Round: IR - First Round; QF - Quaterfinal Round; SF - Semifinal Round; CH - Championship Game; CS - Championship Series

2024 MOUNTAIN WEST MEN'S BASKETBALL CHAMPIONSHIP

WEDNESDAY-SATURDAY, MARCH 13-16
 THOMAS & MACK CENTER
 LAS VEGAS, NEVADA



GAMES LED TEAM IN (tied for team lead also included)

Scoring Leaders	'23-24
Eduardo Andre	4
Enoch Boakye	1
Leo Colimerio	1
Xavier DuSell	8
Isaiah Hill	9
Isaiah Pope	6
Isaac Taveras	1
Jalen Weaver	1
Donavan Yap Jr.	3

Rebounding Leaders	'23-24
Eduardo Andre	6
Enoch Boakye	18
Leo Colimerio	6
Xavier DuSell	2
Isaiah Hill	2
Isaiah Pope	4
Isaac Taveras	1
Jalen Weaver	1

Assists Leaders	'23-24
Eduardo Andre	1
Leo Colimerio	2
Isaiah Hill	27
Isaiah Pope	3
Jalen Weaver	2
Donavan Yap Jr.	2

Blocks Leaders	'23-24
Eduardo Andre	7
Enoch Boakye	15
Leo Colimerio	2
Xavier DuSell	2
Pierre Geneste Jr.	3
Isaiah Hill	2
Jalen Weaver	2

Steals Leaders	'23-24
Eduardo Andre	4
Enoch Boakye	5
Leo Colimerio	9
Xavier DuSell	3
Isaiah Hill	12
Isaiah Pope	8
Isaac Taveras	6
Jalen Weaver	5
Donavan Yap Jr.	2

SPECIALTY STATS

(PP) points in paint; (OT) points off turnovers; (2nd) second chance points; (FB) fast break point

Fresno State - Opponents

Game	PP	OT	2ND	FB
Fresno Pacific	38	22	2	15
at Kent State	36	10	12	10
Morgan State	44	17	8	17
vs. New Mexico State	14	10	7	10
vs. James Madison	42	13	20	10
UC Santa Barbara	36	16	9	13
vs. BYU	32	7	4	7
Idaho State	52	19	7	26
Pacific	34	12	2	12
CSU Bakersfield	36	8	1	14
Portland State	40	12	12	10
at San Francisco	30	13	8	9
at San Diego	44	6	16	20
at San Diego State	30	12	9	3
Nevada	30	5	6	5
at Wyoming	34	20	12	7
San Jose State	40	9	9	9
at Utah State	34	11	2	2
Boise State	36	11	6	6
Air Force	30	14	15	19
at UNLV	28	16	4	7
Colorado State	32	5	7	5
at San Jose State	26	14	10	4
at Air Force	28	5	6	10
UNLV	24	12	4	5
at Boise State	20	8	11	6
San Diego State	12	3	8	0
at Nevada	30	16	4	9
at New Mexico	18	4	5	14
Wyoming	22	8	4	12
FS Total	992	358	235	307
FS Average	32.0	11.5	7.6	9.9
Opp Total	966	411	335	278
Opp Average	31.2	13.3	10.8	9.0

MISCELLANEOUS STATS

Double-Doubles	'23-24	Career	10+ Rebounds	'23-24	Career
Eduardo Andre	0	6	Eduardo Andre	2	8
Enoch Boakye	4	4	Enoch Boakye	9	9
Leo Colimerio	0	1	Leo Colimerio	0	2
Isaiah Hill	1	2	Isaiah Hill	0	1

10+ Points	'23-24	Career	10+ Assists	'23-24	Career
Eduardo Andre	6	17	Isaiah Hill	3	4
Enoch Boakye	8	8			
Leo Colimerio	6	13			
Xavier DuSell	20	20			
Isaiah Hill	20	68			
Isaiah Pope	11	11			
Isaac Taveras	4	4			
Jalen Weaver	10	10			
Donavan Yap Jr.	10	18			

15+ points	'23-24	Career
Eduardo Andre	2	6
Enoch Boakye	2	2
Leo Colimerio	2	4
Xavier DuSell	8	8
Isaiah Hill	9	30
Isaiah Pope	6	6
Isaac Taveras	1	1
Jalen Weaver	1	1
Donavan Yap Jr.	4	7

20+ points	'23-24	Career
Eduardo Andre	0	2
Leo Colimerio	1	1
Xavier DuSell	3	3
Isaiah Hill	3	10
Donavan Yap Jr.	3	3

LAST TIME IN BULLDOG HISTORY

TEAM - SINGLE GAME

100 Points by a Team

FS 121, vs. San Jose State, 3/9/19
Opp 102, by Nevada, 1/31/18

35-Point Win

FS +36, vs. Chicago State (108-72), 3/4/23
Opp +39, vs. Wyoming (47-86), 3/9/24

Single Overtime Game

FS Win vs. New Mexico State (Cancun Challenge • Maya Riviera, Mexico) (81-76), 11/21/23
FS Loss vs. Utah State (77-73), 2/17/24

Double Overtime Game

FS Win vs. UNLV (111-104), 2/6/16
FS Loss at San Diego State (64-65), 3/3/22

Triple Overtime Game

FS Win vs. Pacific (75-71), 2/4/89
FS Loss vs. Wyoming (65-70), 1/17/15

Quadruple Overtime Game

FS Win Has never happened
FS Loss at Wyoming (100-102), 2/8/17

Five Players Scoring in Double Digits

FS 5, San Jose State, 1/16/24
Opp 5, by UNLV, 2/14/24

More than Five Scoring in Double Digits

FS 6, vs. California, 12/19/18
Opp 6, by Nevada, 1/31/18

55 Rebounds by a Team

FS 58, at San Jose State, 2/12/20
Opp 60, by Wyoming, 2/8/17

50 Rebounds by a Team

FS 51, vs. Fresno Pacific, 12/19/20
Opp 54, by New Mexico, 3/6/24

+25 Rebound Margin by a Team

FS +28, vs. Cal State Monterey Bay, 12/18/17
Opp +25, by UTSA, 11/11/16

60 Points in a Half

FS 62, vs. San Jose State, 3/9/19
Opp 62, by Nevada, 3/10/17

Between 16-20 Points in a Half

FS 17 (2nd half), vs. Wyoming, 3/9/24
Opp 17, by CSU Bakersfield (1st half), 12/15/23

15 Points or Less in a Half

FS 13 (1st half), at UC Riverside, 11/14/12
Opp 15 (1st half), by Air Force, 2/22/22

Less than 50 Points in a Game

FS 41, at San Diego State, 2/24/24
Opp 45, by San Diego State, 2/15/23

Less than 40 Points in a Game

FS 39, at UC Riverside, 11/14/12
Opp 37, by Cal Poly, 12/14/19

15 or More Threes by a Team in a Game

FS 16, vs. Pacific, 12/9/23
Opp 17, by San Jose State, 1/16/24

13 or More Steals in a Game

FS 13, vs. Air Force (MW Quarterfinals), 3/14/19
Opp 13, by BYU, 12/1/23

30 Turnovers in a Game

FS 30, vs. TCU, 2/15/01
Opp 30, by Norfolk State, 12/30/00

Fewer Than 5 Turnovers in a Game

FS 2, vs. Wyoming, 2/6/22
Opp 4, by San Diego State, 1/15/14

Over 65 Percent Shooting in a Game

FS 65.3% (32-49), vs. New Mexico, 1/13/18
Opp 65.1% (28-43), by Utah State, 1/5/12

Over 60 Percent Shooting in a Game

FS 64% (33-51), vs. Pacific, 12/9/23
Opp 61.0% (25-41), by San Diego State, 2/20/21

Under 25 Percent Shooting in a Game

FS 24.6% (14-57), vs. San Diego State, 2/24/24
Opp 24.5% (12-49), by Cal Poly, 12/14/19

Team Won on a Buzzer-Beating Shot

FS by Isaiah Hill, vs. San Jose State, 1/16/24
Opp by Akuel Kot (Wyoming), 1/13/24

LAST TIME IN BULLDOG HISTORY

INDIVIDUAL - SINGLE GAME

40 Points by a Player

FS 43, Jemarl Baker, Jr., vs. Chicago State, 3/4/23
 Opp 41, Elijah Brown (New Mexico), 2/27/16

35 Points by a Player

FS 43, Jemarl Baker, Jr., vs. Chicago State, 3/4/23
 Opp 41, Elijah Brown (New Mexico), 2/27/16

30 Points by a Player

FS 30, Leo Colimerio, vs. UNLV, 2/14/24
 Opp 33, AJ Walker (Air Force), 2/11/21

Two from Same Team with 20 or More Points in Same Game

FS Hill (21)/Yap Jr. (20), vs. New Mexico State, 11/21/23
 Opp Gorener (32)/Anderson (21) • (San Jose State), 1/16/24

Three from Same Team with 20 or More Points in Same Game

FS Taylor (37)/Huggins (34)/Blackwell (25) • vs. San Jose State, 3/9/19
 Opp Muhammad (27)/Adams (25)/Anderson (20) • (UCLA), 12/22/12

Two from Same Team with 30 or More Points in the Same Game

FS Taylor (37)/Huggins (34) • vs. San Jose State, 3/9/19
 Opp Jones (44)/Johnson (31) • (TCU), 3/6/97

15 Field Goals Made by One Player

FS 15, Courtney Alexander, at San Diego State, 2/25/99
 Opp 15, Nate Harris (Utah State), 1/7/06

7 Three-Pointers Made by One Player

FS 7, Xavier DuSell, at Air Force, 2/10/24
 Opp 7, Tibet Gorener (San Jose State), 1/16/24

15 Free Throws Made by One Player

FS 17 (17-for-18), Deshon Taylor, at Wyoming, 2/8/17
 Opp 15 (15-for-18), Chandler Hutchison (Boise State), 1/9/18

20 Field Goals Attempts by One Player

FS 21, Isaiah Hill, vs. Colorado State, 2/18/23
 Opp 20, Wayne McKinney III (San Diego), 12/29/23

15 Rebounds by a Player

FS 16, Enoch Boakye, vs. UCSB, 11/27/23
 Opp 16, JT Toppin (New Mexico), 3/6/24

20 Rebounds by a Player

FS 20, Greg Smith, vs. Nevada, 3/9/11
 Opp 20, Hayden Dalton (Wyoming), 2/8/17

Two With 10 or More Rebounds in Same Game

FS Andre (12) / Moore (12), vs. Vanderbilt (Anaheim, Calif.), 11/24/22
 Opp Toppin (16) / Joseph (12) • (New Mexico), 3/6/24

10 Assists by a Player

FS 10, Isaiah Hill, at San Jose State, 2/6/24
 Opp 10, Jaquan Lyle (New Mexico), 1/7/20

ALL-TIME TRIPLE-DOUBLES

Date	Student-Athlete	Opponent (Result)	Statistics
Jan. 31, 1991	Dave Barnett	UC Irvine (W 88-75)	22 pts, 12 assts, 10 rebs
Feb. 14, 1991	Dave Barnett	Utah State (W 107-86)	19 pts, 11 assts, 10 rebs
Feb. 17, 1994	Brian Santiago	Utah (W 95-86)	25 pts, 11 assts, 10 reb
Dec. 30, 2006	Dominic McGuire	San Diego (W 68-65)	14 pts, 14 rebs, 10 blks
Mar. 14, 2007	Dominic McGuire	at Georgia (L 88-78)	15 pts, 11 rebs, 10 assts

40 POINT CLUB (9)

Pts	Student-Athlete	Opponent, Date
45	Charles Bailey	North Texas, 1974 (20T)
43	Jemarl Baker, Jr.	vs. Chicago State, March 4, 2023
	Kevin Olekaibe	vs. Seattle U, Feb. 23, 2012
	Courtney Alexander	UAB, 1999 (OT)
41	Gary Alcorn	Loyola Marymount, 1957
40	Marvelle Harris	at Nevada, Jan. 10, 2015
	Courtney Alexander	San Jose State, 2000
	Ron Neff	Cal Poly Pomona, 1962
	Jerry Pender	San Jose State, 1971

UNIVERSITY QUICK FACTS

Location Fresno, Calif.
 Founded..... 1911
 Enrollment..... 24,050
 President..... Dr. Saúl Jiménez-Sandoval
 Director of Athletics..... Terry Tumey
 Senior Woman Administrator Carrie Coll
 Faculty Athletic Representative..... Victor Torres
 Colors Red and Blue
 Nickname..... Bulldogs
 Conference Mountain West

PROGRAM QUICK FACTS

TEAM INFORMATION

2023-24 Overall Record 11-20
 2023-24 Mountain West Record..... 4-14
 2023-24 Starters Returning/Lost 3/2
 2023-24 Returners..... 7
 2023-24 Newcomers 8

ARENA INFORMATION

Name Save Mart Center (15,596)
 Opened 2003 (21st Season)
 Record in Save Mart Center 216-103
 Largest Crowd..... 15,423 (12/19/06 vs. Stanford)
 Number of 12,000-plus crowds 25
 Last 12,000-plus crowd....14,801 (3/1/14 vs. San Diego State)

TEAM HISTORY

First Season..... 1921-22
 Seasons..... 102nd
 All-Time Record..... 1,406-1,210
 Record in Selland Arena..... 407-13
 Conference Championships..... 23
 18 Regular Season, 5 Tournament
 Last Conference Championship 2016 (MW)
 Postseason Appearances 24*
 Last Postseason Appearance 2022 (TBC)
 NCAA Tournament Appearances..... 6*
 1981, 1982, 1984, 2000*, '01 & '16)
 Last NCAA Tournament Appearance 2016
 NIT Appearances 10
 (1983, '85, '94, '96, '97, '98, '99, 2002, '07 & '17)
 Last NIT Appearance 2017
 NIT Final Fours..... 2 (1983 & '98)
 NIT Championships..... 1 (1983)
 All-Time NIT Record..... 14-10
 College Basketball Invitational (CBI) Appearances....1
 (2014)
 All-Time CBI Record..... 4-2
 The Basketball Classic Appearances..... 1 (2022)
 NCAA Pacific Coast Regionals..... 6
 NCAA College Division Championships..... 2
*Note: * = 2000 NCAA Tournament appearance vacated due to use of ineligible student-athlete*

ATHLETICS STRATEGIC COMMUNICATIONS

Assistant Director of Strategic Communications /
 MBB Contact Josh Mitchell
 Email..... jomitchell@csufresno.edu
 Office..... 559.278.7301
 Cell..... 559.389.1960

2023-24 FRESNO STATE ROSTER

#	Player	Pos.	Ht.	Wt.	Cl.	Hometown/High School/Previous School
0	Donavan Yap Jr.	G	6-5	182	Sr.*	Las Vegas, Nev. / Arbor View HS / UNLV
1	Isaac Taveras	G	6-5	186	Fr.	Santo Domingo, Dominican Republic / North Florida Educational Institute
3	Isaiah Hill	G	6-0	170	Sr.	Bakersfield, Calif. / Liberty HS / Tulsa
4	Chuks Isitua	C	6-10	226	Jr.	Lagos, Nigeria / Jack Yates HS / IUPUI
5	Jalen Weaver	G	6-4	200	Jr.	Aurora, Colo. / Smoky Hill HS / Salt Lake CC / Nevada
10	AJ Robinson	G	5-10	173	Fr.	Los Angeles, Calif. / Crenshaw High
12	Jeff Sims Jr.	G	6-1	165	RFr.	Menifee, Calif. / Santa Rosa Academy
13	Enoch Boakye	C	6-11	250	Jr.	Brampton, Ontario, Canada / George Harris Prep / Arizona State
21	Isaiah Pope	G	6-5	200	Sr.	Yorba Linda, Calif. / Orange Lutheran HS / Utah Tech
23	Leo Colimerio	G/F	6-7	193	Sr.*	Sao Paulo, Brazil / Wasatch Academy
33	Steven Vasquez Jr.	G	6-2	190	Jr.	Santa Maria, Calif. / Saint Joseph HS
34	Pierre Geneste Jr.	F	6-11	230	So.	Port-au-Prince, Haiti / Heritage Christian / Louisiana Tech
35	Eduardo Andre	C	6-11	248	Sr.*	Luanda, Angola & London, England / AZ Compass Prep / Nebraska
40	Chase Courtney	F	6-10	230	Jr.*	Scottsdale, Ariz. / Golden State Prep / Arizona State / San Jose State / San Diego City College
53	Xavier DuSell	G	6-4	200	Sr.*	Scottsdale, Ariz. / AZ Compass Prep / Wyoming

* Has an additional year of eligibility due to the NCAA COVID-19's policy.

COACHING STAFF

Head Coach: Justin Hutson (6th season)
 Assistant Coach: Keith Brown (6th season)
 Assistant Coach: Vonn Webb (2nd season)
 Assistant Coach: George Aramide (1st season)
 Director of Basketball Operations: Nate Leal (6th season)
 Director of Player Development: Titus Shelton (6th season)

PRONUNCIATIONS

Eduardo Andre – on-dray
 Enoch Boakye – eee-knock beau-ahh-chee
 Leo Colimerio – coh-luh-mare-ee-oh
 Xavier DuSell – x-ae-vee-er do-sell
 Pierre Geneste Jr. – jhuh-neh-stay
 Chuks Isitua – chew-ks Is-uh-too-uh
 Isaac Taveras – tuh-vair-ahs
 George Aramide – uh-rah-muh-dee

GAME-BY-GAME STARTING LINEUP

Date	Opponent	Result	G	G	G/F	G/F	F/C
11/6/23	Fresno Pacific	W, 77-66	Hill	Yap Jr.	DuSell	Andre	Boakye
11/11/23	at Kent State	L, 79-69	Hill	Weaver	DuSell	Colimerio	Andre
11/15/23	Morgan State	W, 87-68	Hill	Weaver	DuSell	Colimerio	Boakye
11/21/23	vs. New Mexico State	W, 81-76 (OT)	Hill	Yap Jr.	DuSell	Andre	Boakye
11/22/23	vs. #22 James Madison	L, 95-64	Hill	Yap Jr.	DuSell	Andre	Boakye
11/27/23	UC Santa Barbara	L, 69-65	Hill	Yap Jr.	DuSell	Colimerio	Andre
12/1/23	vs. #19 BYU	L, 85-56	Hill	Yap Jr.	DuSell	Colimerio	Andre
12/5/23	Idaho State	W, 79-67	Hill	Yap Jr.	DuSell	Andre	Boakye
12/9/23	Pacific	W, 89-56	Hill	Yap Jr.	DuSell	Andre	Boakye
12/15/23	CSU Bakersfield	W, 61-58	Hill	Yap Jr.	DuSell	Colimerio	Boakye
12/18/23	Portland State	L, 75-72 (OT)	Hill	Yap Jr.	DuSell	Andre	Boakye
12/22/23	at San Francisco	L, 77-57	Hill	Yap Jr.	DuSell	Andre	Boakye
12/29/23	at San Diego	W, 71-67	Pope	Yap Jr.	DuSell	Andre	Boakye
1/3/24	at San Diego State	L, 74-47	Hill	Pope	DuSell	Andre	Boakye
1/6/24	Nevada	L, 72-57	Hill	Pope	DuSell	Andre	Boakye
1/13/24	at Wyoming	L, 68-67	Hill	Pope	DuSell	Andre	Boakye
1/16/24	San Jose State	W, 85-82	Hill	Pope	DuSell	Andre	Boakye
1/20/24	at #16 Utah State	L, 83-62	Hill	Pope	DuSell	Andre	Boakye
1/23/24	Boise State	L, 72-68	Hill	Pope	DuSell	Andre	Boakye
1/27/24	Air Force	W, 84-70	Hill	Pope	DuSell	Andre	Boakye
1/30/24	at UNLV	L, 78-69	Hill	Pope	DuSell	Andre	Boakye
2/3/24	Colorado State	L, 73-61	Hill	Weaver	DuSell	Pope	Boakye
2/6/24	at San Jose State	W, 69-57	Hill	Weaver	DuSell	Pope	Boakye
2/10/24	at Air Force	W, 68-66	Hill	Weaver	DuSell	Pope	Boakye
2/14/24	UNLV	L, 67-65	Hill	Weaver	DuSell	Pope	Boakye
2/17/24	Boise State	L, 90-66	Hill	Weaver	DuSell	Pope	Colimerio
2/24/24	#19 San Diego State	L, 73-41	Hill	Weaver	DuSell	Pope	Colimerio
2/27/24	#22 Utah State	L, 77-73	Hill	Weaver	DuSell	Pope	Colimerio
3/1/24	at Nevada	L, 74-66	Hill	Weaver	DuSell	Pope	Colimerio
3/6/24	at New Mexico	L, 79-58	Hill	Weaver	DuSell	Colimerio	Boakye
3/9/24	Wyoming	L, 86-47	Hill	Pope	DuSell	Colimerio	Boakye

HEAD COACH JUSTIN HUTSON



EXPERIENCE

Fresno State	6th season
Fresno State Record (6 seasons)	91-93
Overall Record (6 seasons)	91-93
Alma Mater	CSU Bakersfield ('94)

YEAR-BY-YEAR RECORD AT FRESNO STATE

	OVERALL	MW	FINISH
2018-19	23-9	13-5	3rd
2019-20	11-19	7-11	T-7th
2020-21	12-12	9-11	6th
2021-22	23-13	8-9	6th
2022-23	11-20	6-12	T-8th
2022-23	11-20	4-14	--

COACHING HISTORY

Fresno State

2018-present: Head Coach

San Diego State

2017-18: Associate Head Coach

2013-17: Assistant Coach

UNLV

2011-13: Associate Head Coach

San Diego State

2006-11: Assistant Coach

Cal Poly

2004-06: Assistant Coach

Bakersfield HS

2000-04: Head Coach

CSU Bakersfield

1998-2000: Assistant Coach

Justin Hutson, one of the West's best recruiters and a veteran of the Mountain West conference, is entering his sixth season as Fresno State's 19th head men's basketball coach.

In his first five seasons at Fresno State, Hutson produced a 80-73 record. Hutson has twice won 23 games in a season (2018-19 and 2021-22) and guided the Bulldogs while capturing the 2022 The Basketball Classic, presented by ERACISM, Championship.

Hutson, a native of Bakersfield, Calif., led Fresno State to a 23-9 record during his first season back home in the Valley to earn 2018-19 Joe B. Hall National Coach of the Year honors. The national award is presented annually to the top first-time head coach in NCAA Division I college basketball.

During the 2018-19 season, Fresno State ranked ninth nationally in 3-point field goals per game (10.7), 16th in total 3-point field goals and 24th nationally in both 3-point field goal percentage defense (225-735, 30.6 percent) and 3-point field goal percentage offense (342-897, 38.1 percent). The Bulldogs' defense also led the MW in steals (228, 7.1 steals per game) and turnovers forced (13.7 per game). Three Bulldogs earned All-MW honors and senior guard/forward Sam Bittner earned the program's first Academic All-American recognition. Fresno State was also one of two MW teams to go 7-2 on the road in conference play, which tied for the second-most MW road wins by a team in 20 seasons of MW basketball. Throughout the 2019-20 campaign, Hutson turned to a rotation, which featured six freshmen, who averaged a MW-leading 101.7 minutes per game and produced 33.4 points of the team's 69.2 points per game (48.3 percent of the total points). Freshman forward Orlando Robinson (12.2 ppg) led the squad in scoring.

PRIOR TO FRESNO STATE

Hutson returned to the Valley after serving as a Division I assistant coach for 10 seasons at San Diego State (2006-11, '13-18), two seasons at UNLV (2011-13), two seasons at Cal Poly (2004-06) and two seasons at CSU Bakersfield (1998-2000).

San Diego State

During his time at San Diego State, Hutson helped elevate the Aztecs to the national program it has become. In his first five seasons (2006-11), SDSU won three MW titles and earned postseason berths in each of those campaigns. In 2010-11, San Diego State won 20 straight games to begin the season, won the MW regular-season and tournament titles, and advanced to the Sweet 16 of the NCAA tournament before finishing with a school-record 34 victories. SDSU ended the year ranked No. 6/11 nationally.

Upon returning to San Diego State, the Aztecs won the MW regular-season championship in 2014 and advanced to the Sweet 16 of the NCAA tournament before finishing with a No. 13/12 national ranking. In the last four seasons, which have produced a pair of additional MW regular-season titles, the Aztecs appeared in the third round of the 2015 NCAA tournament, went to the semifinals of the 2016 NIT and won the 2018 MW Tournament to secure a NCAA Tournament first round appearance.

SDSU's defensive numbers also improved to an elite level when he decided to rejoin the Aztec coaching staff. As the defensive coordinator, San Diego State finished in the top 15 nationally in both scoring defense and field-goal percentage defense in his first four seasons back. San Diego State finished second in scoring defense in 2014 and 2015, third in 2016 and 15th in 2017. As far as field-goal percentage defense, the Aztecs were eighth in 2014, seventh in 2015, first in 2016 and eighth in 2017.

UNLV

In his two years at UNLV, Hutson helped coach the Rebels to a pair of 25-win seasons and two NCAA appearances. He played a key role in helping UNLV bring in a highly regarded incoming class in 2012-13, which included the 2013 No. 1 overall NBA Draft selection, Anthony Bennett, a player Hutson recruited.

San Diego State

In both of his stints on the Montezuma Mesa, Hutson played a pivotal part in SDSU's recruiting efforts as the team's recruiting coordinator. He was the point person in recruiting future All-Americans and NBA Draft picks Kawhi Leonard, Jamaal Franklin and Xavier Thames, while also helping land D.J. Gay, who left SDSU as the school's all-time leader in career wins, and Chase Tapley, who was a four-year starter. More recently, Hutson led the charge in the Aztecs inking Malik Pope and Jeremy Hemsley.

In a poll of Division I coaches conducted by ESPN's Jeff Goodman in the summer of 2013, Hutson was considered the eighth-best recruiting assistant nationally and the best on the West Coast. More recently, ESPN's Adam Finckelstein listed Hutson as a top up-and-coming recruiter (May 2014), while Miles Simon placed him on his west region ultimate coaching staff (May 2014).

Hutson is 24-2 all-time as a Division I head or assistant coach when coaching against one of his former teams.

Bakersfield High School

Hutson also served as the head varsity coach at Bakersfield High where he led the Drillers to a CIF Central Section title and four appearances in the playoffs in four seasons. His 2004 team was ranked as high as No. 22 in the nation and fourth in California, while his 2003 squad finished the season with a 25-5 record and won the section title.

PLAYING EXPERIENCE

CSU Bakersfield

As a collegiate player, Hutson enjoyed a storied career, winning two NCAA Division II championships at CSU Bakersfield. In the 1993 championship season, the Roadrunners were undefeated with a 33-0 record and followed that up with a 27-6 record during the 1994 season.

#0 DONAVAN YAP JR.

GUARD • 6-5 • SENIOR
LAS VEGAS, NEV. • ARBOR VIEW HS/UNLV



2023-24 GAME-BY-GAME STATS

OPPONENT	DATE	GS	MIN	FG-FGA	PCT	3FG-FGA	PCT	FT-FTA	PCT	OFF	DEF	TOT	PF	A	T/O	BLK	STL	PTS
Fresno Pacific	11/6/23	*	16	2-6	.333	0-2	.000	0-0	.000	0	0	0	1	2	1	0	0	4
at Kent State	11/11/23		19	0-2	.000	0-1	.000	5-6	.833	0	0	0	2	0	1	0	0	5
Morgan State	11/15/23		25	8-10	.800	2-3	.667	5-5	1.000	0	4	4	3	3	1	0	0	23
vs. New Mexico State	11/21/23	*	32	5-10	.500	2-4	.500	8-8	1.000	2	0	2	3	4	3	0	0	20
vs. James Madison	11/22/23	*	27	3-14	.214	2-4	.500	1-1	1.000	0	1	1	1	2	3	0	1	9
UCSB	11/27/23	*	30	5-10	.500	3-6	.500	0-0	.000	0	3	3	4	3	3	0	0	13
vs. BYU	12/1/23	*	18	1-3	.333	1-2	.500	0-0	.000	0	2	2	3	2	3	0	0	3
Idaho State	12/5/23	*	24	1-2	.500	1-1	1.000	4-4	1.000	0	1	1	1	5	2	0	0	7
Pacific	12/9/23	*	28	2-7	.286	2-6	.333	1-2	.500	0	1	1	0	4	1	0	2	7
CSU Bakersfield	12/15/23	*	27	5-7	.714	0-0	.000	2-3	.333	0	0	0	1	1	2	0	3	12
Portland State	12/18/23	*	34	3-8	.375	0-2	.000	2-2	1.000	0	0	0	4	1	0	1	1	8
at San Francisco	12/22/23	*	18	0-3	.000	0-2	.000	0-0	.000	0	0	0	3	0	4	0	0	0
at San Diego	12/29/23	*	24	3-6	.500	0-1	.000	4-4	1.000	0	4	4	1	1	4	0	0	10
at San Diego State*	1/3/24		13	1-6	.167	0-2	.000	0-0	.000	0	2	2	3	1	2	0	0	2
Nevada*	1/6/24		5	1-1	1.000	0-0	.000	0-0	.000	0	0	0	1	1	0	0	0	2
at Wyoming*	1/13/24		25	5-10	.500	2-5	.400	0-1	.000	0	2	2	2	3	1	0	1	12
San Jose State*	1/16/24		28	6-11	.545	1-5	.200	0-0	.000	0	2	2	0	1	2	0	0	13
at Utah State*	1/20/24		22	4-9	.444	1-3	.333	3-3	1.000	0	2	2	2	2	2	0	0	12
Boise State*	1/23/24		28	5-7	.714	3-5	.600	4-4	1.000	0	2	2	2	4	2	1	2	17
Air Force*	1/27/24		16	2-4	.500	1-2	.500	3-4	.750	0	2	2	0	1	1	0	1	8
UNLV*	1/30/24	*	11	0-3	.000	0-1	.000	0-0	.000	1	1	2	0	0	1	0	1	0
Colorado State*	2/3/24		27	7-10	.700	3-6	.500	3-4	.750	0	5	5	2	3	1	0	0	20
at San Jose State*	2/6/24		20	1-10	.100	0-4	.000	0-0	.000	0	3	3	2	0	1	0	0	2
at Air Force*	2/10/24		2	0-0	.000	0-0	.000	0-0	.000	0	0	0	0	0	1	0	1	0
UNLV*	2/14/24	-	-	-	-	-	-	-	-	-	-	-	-	-	-	-	-	-
at Boise State*	2/17/24	-	-	-	-	-	-	-	-	-	-	-	-	-	-	-	-	-
San Diego State*	2/24/24	-	-	-	-	-	-	-	-	-	-	-	-	-	-	-	-	-
Utah State*	2/27/24	-	-	-	-	-	-	-	-	-	-	-	-	-	-	-	-	-
at Nevada*	3/1/24	-	-	-	-	-	-	-	-	-	-	-	-	-	-	-	-	-
at New Mexico*	3/6/24	-	-	-	-	-	-	-	-	-	-	-	-	-	-	-	-	-
Wyoming*	3/9/24	-	-	-	-	-	-	-	-	-	-	-	-	-	-	-	-	-

SEASON HIGHS

Points	23	vs Morgan State (11/15/23)
Rebounds	5	vs Colorado State (2/3/24)
Assists	5	vs Idaho State (12/5/23)
Steals	3	vs CSU Bakersfield (12/15/23)
Blocks	1	2x, last vs Boise State (1/24/24)
FG Made	8	vs Morgan State (11/15/23)
FG Attempts	14	vs New Mexico State (11/21/23)
3FG Made	3	3x, last vs Colorado State (2/3/24)
3FG Attempts	6	3x, last vs Colorado State (2/3/24)
FT Made	8	vs New Mexico State (11/21/23)
FT Attempts	8	vs New Mexico State (11/21/23)

CAREER HIGHS

Points	23	vs Morgan State (11/15/23)
Rebounds	6	at San Jose State (2/1/22)
Assists	5	4x, last vs Idaho State (12/5/23)
Steals	3	2x, last vs CSU Bakersfield (12/15/23)
Blocks	1	vs Boise State (1/24/24)
FG Made	8	vs Morgan State (11/15/23)
FG Attempts	13	vs Air Force (1/14/23)
3FG Made	5	vs CSUN (12/7/22)
3FG Attempts	7	2x, last at Wyoming 1/31/23
FT Made	8	vs New Mexico State (11/21/23)
FT Attempts	8	vs New Mexico State (11/21/23)

CAREER STATS

SEASON	GP-GS	MIN/AVG	FG-FGA	FG%	3FG-3FGA	3FG%	FT-FTA	FT%	OFF	DEF	TOT	AVG	PF-FO	A	TO	BLK	STL	PTS	AVG
2020-21*	5-0	19/3.8	2-12	.167	0-5	.000	1-2	.500	2	2	4	0.8	2-0	1	1	0	3	5	1.0
2021-22	30-0	306/10.2	22-81	.272	8-40	.200	18-25	.720	2	28	30	1.0	20-0	14	21	0	11	70	2.3
2022-23	29-3	500/17.3	66-171	.386	17-63	.270	29-38	.763	6	40	46	1.6	40-0	38	40	0	15	178	6.1
2023-24	24-12	518/21.6	70-159	.440	24-67	.358	45-51	.882	3	37	40	1.7	41-0	44	42	2	13	209	8.7
TOTAL	88-15	1343/15.3	160-423	.378	49-175	.280	93-116	.802	13	107	120	1.4	103-0	97	104	2	42	462	5.3

* Played 2020-21 season at UNLV

#1 ISAAC TAVERAS

GUARD • 6-5 • FRESHMAN

SANTO DOMINGO, DOMINICAN REPUBLIC • NORTH FLORIDA EDUCATIONAL INSTITUTE

2023-24 GAME-BY-GAME STATS



OPPONENT	DATE	GS	MIN	FG-FGA	PCT	3FG-FGA	PCT	FT-FTA	PCT	OFF	DEF	TOT	PF	A	T/O	BLK	STL	PTS
Fresno Pacific	11/6/23	3	0-1	.000	0-0	.000	1-2	.500	1	1	2	0	0	0	0	0	1	1
at Kent State	11/11/23	16	6-7	.857	0-0	.000	1-3	.333	0	0	0	3	0	3	0	3	0	13
Morgan State	11/15/23	16	3-8	.375	0-1	.000	0-0	.000	2	2	4	1	1	2	0	1	6	
vs. New Mexico State	11/21/23	5	0-1	.000	0-0	.000	0-0	.000	1	0	1	0	0	0	0	0	1	0
vs. James Madison	11/22/23	6	1-4	.250	0-2	.000	0-0	.000	0	0	0	2	0	2	0	0	2	
UCSB	11/27/23	-	-	-	-	-	-	-	-	-	-	-	-	-	-	-	-	-
vs. BYU	12/1/23	6	1-4	.250	0-0	.000	0-0	.000	0	0	0	0	1	0	0	0	2	
Idaho State	12/5/23	14	5-5	1.000	0-0	.000	3-5	.600	1	0	1	1	0	0	0	2	13	
Pacific	12/9/23	12	5-7	.714	0-0	.000	0-0	.000	1	0	1	1	3	0	0	1	10	
CSU Bakersfield	12/15/23	14	3-6	.500	0-1	.000	1-4	.250	0	1	1	1	1	3	0	0	7	
Portland State	12/18/23	16	3-6	.500	0-0	.000	2-5	.400	1	2	3	0	0	2	0	2	8	
at San Francisco	12/22/23	16	3-7	.429	0-1	.000	0-0	.000	1	3	4	0	1	3	0	1	6	
at San Diego	12/29/23	8	1-5	.200	0-0	.000	0-0	.000	0	1	1	1	0	0	0	1	2	
at San Diego State*	1/3/24	13	1-5	.200	0-0	.000	0-2	.000	0	1	1	3	0	1	0	0	2	
Nevada*	1/6/24	-	-	-	-	-	-	-	-	-	-	-	-	-	-	-	-	
at Wyoming*	1/13/24	-	-	-	-	-	-	-	-	-	-	-	-	-	-	-	-	
San Jose State*	1/16/24	-	-	-	-	-	-	-	-	-	-	-	-	-	-	-	-	
at Utah State*	1/20/24	4	3-7	.429	0-1	.000	0-0	.000	2	0	2	0	0	0	0	0	6	
Boise State*	1/23/24	-	-	-	-	-	-	-	-	-	-	-	-	-	-	-	-	
Air Force*	1/27/24	2	0-0	.000	0-0	.000	0-0	.000	0	0	0	2	0	2	0	1	0	
UNLV*	1/30/24	-	-	-	-	-	-	-	-	-	-	-	-	-	-	-	-	
Colorado State*	2/3/24	2	0-0	.000	0-0	.000	0-0	.000	1	2	3	1	0	2	0	0	0	
at San Jose State*	2/6/24	-	-	-	-	-	-	-	-	-	-	-	-	-	-	-	-	
at Air Force*	2/10/24	5	0-1	.000	0-0	.000	0-0	.000	0	0	0	1	0	0	0	1	0	
UNLV*	2/14/24	-	-	-	-	-	-	-	-	-	-	-	-	-	-	-	-	
at Boise State*	2/17/24	-	-	-	-	-	-	-	-	-	-	-	-	-	-	-	-	
San Diego State*	2/24/24	9	0-4	.000	0-0	.000	0-0	.000	1	1	2	0	0	2	1	0	0	
Utah State*	2/27/24	12	1-3	.333	0-0	.000	0-1	.000	2	1	3	3	0	0	0	2	2	
at Nevada*	3/1/24	18	8-11	.727	0-1	.000	0-2	.000	2	3	5	4	2	1	0	1	16	
at New Mexico*	3/6/24	13	2-8	.250	0-0	.000	0-2	.000	1	2	3	0	1	2	0	2	4	
Wyoming*	3/9/24	9	1-4	.250	0-1	.000	3-5	.600	1	3	4	3	0	0	0	0	5	

SEASON HIGHS

Points	16	at Nevada (3/1/24)
Rebounds	5	at Nevada (3/1/24)
Assists	3	vs Pacific (12/9/23)
Steals	2	5x, last at New Mexico (3/6/24)
Blocks	1	San Diego State (2/24/24)
FG Made	8	at Nevada (3/1/24)
FG Attempts	11	at Nevada (3/1/24)
3FG Made		
3FG Attempts	2	vs James Madison (11/22/23)
FT Made	3	2x, last vs Wyoming (3/9/24)
FT Attempts	5	3x, last vs Wyoming (3/9/24)

SEASON HIGHS

Points	16	at Nevada (3/1/24)
Rebounds	5	at Nevada (3/1/24)
Assists	3	vs Pacific (12/9/23)
Steals	2	5x, last at New Mexico (3/6/24)
Blocks	1	San Diego State (2/24/24)
FG Made	8	at Nevada (3/1/24)
FG Attempts	11	at Nevada (3/1/24)
3FG Made		
3FG Attempts	2	vs James Madison (11/22/23)
FT Made	3	2x, last vs Wyoming (3/9/24)
FT Attempts	5	3x, last vs Wyoming (3/9/24)

CAREER STATS

SEASON	GP-GS	MIN	AVG	FG-FGA	FG%	3FG-3FGA	3FG%	FT-FTA	FT%	OFF	DEF	TOT	AVG	PF-FO	A	TO	BLK	STL	PTS	AVG
2023-24	22-0	221	10.0	47-104	.452	0-8	.000	11-31	.355	18	23	41	1.9	27-0	10	25	1	19	105	4.8
TOTAL	22-0	221	10.0	47-104	.452	0-8	.000	11-31	.355	18	23	41	1.9	27-0	10	25	1	19	105	4.8

#3 ISAIAH HILL

GUARD • 6-0 • SENIOR
BAKERSFIELD, CALIF. • LIBERTY HS/TULSA



2023-24 GAME-BY-GAME STATS

OPPONENT	DATE	GS	MIN	FG-FGA	PCT	3FG-FGA	PCT	FT-FTA	PCT	OFF	DEF	TOT	PF	A	T/O	BLK	STL	PTS
Fresno Pacific	11/6/23	*	32	3-8	.375	2-6	.333	2-2	1.000	0	1	1	2	7	1	0	0	10
at Kent State	11/11/23	*	38	4-6	.667	2-3	.667	1-1	1.000	0	4	4	2	8	3	1	2	11
Morgan State	11/15/23	*	40	7-15	.467	3-7	.429	0-0	.000	2	3	5	1	7	1	0	1	17
vs. New Mexico State	11/21/23	*	40	5-14	.357	4-9	.444	7-7	1.000	0	3	3	4	5	4	0	2	21
vs. James Madison	11/22/23	*	33	5-7	.714	0-2	.000	2-2	1.000	0	2	2	1	3	4	1	1	12
UCSB	11/27/23	*	38	6-16	.375	2-8	.250	5-7	.714	1	2	3	1	8	3	0	3	19
vs. BYU	12/1/23	*	30	6-12	.500	1-4	.250	1-2	.500	0	2	2	1	5	3	0	1	14
Idaho State	12/5/23	*	35	2-9	.222	0-2	.000	5-5	1.000	0	5	5	3	4	4	0	1	9
Pacific	12/9/23	*	32	5-9	.556	5-7	.714	2-2	1.000	0	3	3	3	5	1	0	0	17
CSU Bakersfield	12/15/23	*	36	5-12	.417	1-7	.143	2-4	.500	0	3	3	4	9	2	0	0	13
Portland State	12/18/23	*	42	4-14	.286	1-5	.200	1-3	.333	2	3	5	0	8	3	1	1	10
at San Francisco	12/22/23	*	29	3-10	.300	0-4	.000	1-2	.500	0	5	5	1	3	3	0	2	7
at San Diego	12/29/23	-	-	-	-	-	-	-	-	-	-	-	-	-	-	-	-	-
at San Diego State*	1/3/24	*	27	2-8	.250	1-2	.500	2-2	1.000	0	2	2	3	0	1	0	1	7
Nevada*	1/6/24	*	38	2-11	.182	2-6	.333	0-0	.000	0	6	6	3	7	2	0	0	6
at Wyoming*	1/13/24	*	28	4-11	.364	1-5	.200	0-0	.000	0	5	5	1	2	2	0	0	9
San Jose State*	1/16/24	*	37	7-13	.538	5-8	.625	5-5	1.000	1	5	6	1	9	0	0	0	24
at Utah State*	1/20/24	*	37	2-9	.222	1-6	.167	0-0	.000	0	3	3	2	10	0	0	3	5
Boise State*	1/23/24	*	34	7-14	.500	1-4	.250	0-0	.000	0	5	5	4	6	4	0	3	15
Air Force*	1/27/24	*	40	3-8	.375	3-5	.600	2-2	1.000	2	2	4	1	10	2	0	3	11
UNLV*	1/30/24	*	39	3-9	.333	1-3	.333	5-6	.833	0	3	3	2	9	4	0	3	12
Colorado State*	2/3/24	*	38	4-11	.364	1-3	.333	2-2	1.000	2	2	4	2	9	3	0	1	11
at San Jose State*	2/6/24	*	40	2-7	.286	1-3	.333	4-4	1.000	0	0	0	0	10	1	0	0	9
at Air Force*	2/10/24	*	40	7-13	.538	0-2	.000	0-1	.000	1	1	2	1	7	5	0	2	14
UNLV*	2/14/24	*	40	3-7	.429	0-4	.000	0-0	.000	1	0	1	1	7	1	0	1	6
at Boise State*	2/17/24	*	40	7-13	.538	1-3	.333	0-0	.000	0	2	2	3	6	3	0	0	15
San Diego State*	2/24/24	*	35	5-14	.357	1-6	.167	1-2	.500	0	3	3	1	1	0	0	2	12
Utah State*	2/27/24	*	41	7-19	.368	3-12	.250	4-5	.800	1	0	1	5	3	0	0	2	21
at Nevada*	3/1/24	*	40	5-14	.357	3-8	.375	3-4	.750	1	4	5	2	4	0	0	2	16
at New Mexico*	3/6/24	*	20	1-6	.167	1-4	.250	0-0	.000	0	0	0	2	3	3	0	1	3
Wyoming*	3/9/24	*	35	3-15	.200	0-5	.000	0-0	.000	1	2	3	3	7	4	0	1	6

SEASON HIGHS

Points	24	vs San Jose State (1/16/24)
Rebounds	6	2x, last vs San Jose State (1/16/24)
Assists	10	3x, last at San Jose State (2/6/24)
Steals	3	5, last at UNLV (1/30/24)
Blocks	1	3x, last vs Portland State (12/18/23)
FG Made	7	5x, last vs Utah State (2/27/24)
FG Attempts	17	vs Utah State (2/27/24)
3FG Made	5	2x, last vs San Jose State (1/16/24)
3FG Attempts	12	vs Utah State (2/27/24)
FT Made	7	vs New Mexico State (11/21/23)
FT Attempts	7	2x, last vs UC Santa Barbara (11/27/23)

CAREER HIGHS

Points	28	vs UNLV (1/21/23)
Rebounds	10	at Boise State (3/2/21)
Assists	10	4x, last at San Jose State (2/6/24)
Steals	4	2x, last vs Chicago State (3/4/23)
Blocks	2	2x, last vs Eastern Washington (3/17/22)
FG Made	10	2x, last at Air Force (2/21/23)
FG Attempts	21	vs Colorado State (2/18/23)
3FG Made	5	3x, last vs San Jose State (1/16/24)
3FG Attempts	12	vs Utah State (2/27/24)
FT Made	11	vs Pepperdine (11/22/21)
FT Attempts	16	vs Pepperdine (11/22/21)

CAREER STATS

SEASON	GP-GS	MIN/AVG	FG-FGA	FG%	3FG-3FGA	3FG%	FT-FTA	FT%	OFF	DEF	TOT	AVG	PF-FO	A	TO	BLK	STL	PTS	AVG
2019-20*	31-7	634/20.4	45-133	.338	13-55	.236	28-40	.700	4	49	53	1.7	42-0	69	58	4	31	131	4.2
2020-21	24-23	722/30.1	79-194	.407	35-91	.385	52-61	.852	11	64	75	3.1	41-0	79	66	5	32	245	10.2
2021-22	36-36	1186/32.9	129-321	.402	59-160	.369	48-70	.686	10	82	92	2.6	80-0	119	84	6	37	365	10.1
2022-23	28-28	959/34.2	125-325	.385	43-142	.303	59-73	.808	18	50	68	2.4	59-0	114	62	4	31	352	12.6
2023-24	30-30	1070/35.7	129-334	.386	47-153	.307	57-70	.814	15	81	96	3.2	60-1	182	67	3	39	362	12.1
TOTAL	149-124	4571/30.7	507-1307	.388	197-601	.328	244-314	.777	58	326	384	2.6	282-1	563	337	22	170	1455	9.8

* Played 2019-20 season at Tulsa

#4 CHUKS ISITUA

CENTER • 6-10 • JUNIOR
LAGOS, NIGERIA • JACK YATES HS/IUPUI



2023-24 GAME-BY-GAME STATS

OPPONENT	DATE	GS	MIN	FG-FGA	PCT	3FG-FGA	PCT	FT-FTA	PCT	OFF	DEF	TOT	PF	A	T/O	BLK	STL	PTS
Fresno Pacific	11/6/23	-	-	-	-	-	-	-	-	-	-	-	-	-	-	-	-	-
at Kent State	11/11/23	-	-	-	-	-	-	-	-	-	-	-	-	-	-	-	-	-
Morgan State	11/15/23	-	-	-	-	-	-	-	-	-	-	-	-	-	-	-	-	-
vs. New Mexico State	11/21/23	-	-	-	-	-	-	-	-	-	-	-	-	-	-	-	-	-
vs. James Madison	11/22/23	-	-	-	-	-	-	-	-	-	-	-	-	-	-	-	-	-
UCSB	11/27/23	-	-	-	-	-	-	-	-	-	-	-	-	-	-	-	-	-
vs. BYU	12/1/23	-	-	-	-	-	-	-	-	-	-	-	-	-	-	-	-	-
Idaho State	12/5/23	-	-	-	-	-	-	-	-	-	-	-	-	-	-	-	-	-
Pacific	12/9/23	-	-	-	-	-	-	-	-	-	-	-	-	-	-	-	-	-
CSU Bakersfield	12/15/23	-	-	-	-	-	-	-	-	-	-	-	-	-	-	-	-	-
Portland State	12/18/23	-	-	-	-	-	-	-	-	-	-	-	-	-	-	-	-	-
at San Francisco	12/22/23	-	-	-	-	-	-	-	-	-	-	-	-	-	-	-	-	-
at San Diego	12/29/23	-	-	-	-	-	-	-	-	-	-	-	-	-	-	-	-	-
at San Diego State*	1/3/24	-	-	-	-	-	-	-	-	-	-	-	-	-	-	-	-	-
Nevada*	1/6/24	-	-	-	-	-	-	-	-	-	-	-	-	-	-	-	-	-
at Wyoming*	1/13/24	-	-	-	-	-	-	-	-	-	-	-	-	-	-	-	-	-
San Jose State*	1/16/24	-	-	-	-	-	-	-	-	-	-	-	-	-	-	-	-	-
at Utah State*	1/20/24	-	-	-	-	-	-	-	-	-	-	-	-	-	-	-	-	-
Boise State*	1/23/24	-	-	-	-	-	-	-	-	-	-	-	-	-	-	-	-	-
Air Force*	1/27/24	-	-	-	-	-	-	-	-	-	-	-	-	-	-	-	-	-
UNLV*	1/30/24	-	-	-	-	-	-	-	-	-	-	-	-	-	-	-	-	-
Colorado State*	2/3/24	-	-	-	-	-	-	-	-	-	-	-	-	-	-	-	-	-
at San Jose State*	2/6/24	-	-	-	-	-	-	-	-	-	-	-	-	-	-	-	-	-
at Air Force*	2/10/24	-	-	-	-	-	-	-	-	-	-	-	-	-	-	-	-	-
UNLV*	2/14/24	-	-	-	-	-	-	-	-	-	-	-	-	-	-	-	-	-
at Boise State*	2/17/24	-	-	-	-	-	-	-	-	-	-	-	-	-	-	-	-	-
San Diego State*	2/24/24	-	-	-	-	-	-	-	-	-	-	-	-	-	-	-	-	-
Utah State*	2/27/24	-	-	-	-	-	-	-	-	-	-	-	-	-	-	-	-	-
at Nevada*	3/1/24	-	-	-	-	-	-	-	-	-	-	-	-	-	-	-	-	-
at New Mexico*	3/6/24	-	-	-	-	-	-	-	-	-	-	-	-	-	-	-	-	-
Wyoming*	3/9/24	-	-	-	-	-	-	-	-	-	-	-	-	-	-	-	-	-

SEASON HIGHS

Points
 Rebounds
 Assists
 Steals
 Blocks
 FG Made
 FG Attempts
 3FG Made
 3FG Attempts
 FT Made
 FT Attempts

CAREER HIGHS

Points 14 at Youngstown State (2/19/22)
 Rebounds 14 at Oakland (3/1/22)
 Assists 2 at Youngstown State (2/19/22)
 Steals 2 3x, last at UIC (2/14/22)
 Blocks 4 vs Green Bay (2/26/22)
 FG Made 6 at Youngstown (2/19/22)
 FG Attempts 11 at Oakland (3/1/22)
 3FG Made
 3FG Attempts
 FT Made 6 at Cleveland State (2/12/22)
 FT Attempts 8 at Cleveland State (2/12/22)

CAREER STATS

SEASON	GP-GS	MIN/AVG	FG-FGA	FG%	3FG-3FGA	3FG%	FT-FTA	FT%	OFF	DEF	TOT	AVG	PF-FO	A	TO	BLK	STL	PTS	AVG
2021-22*	29-14	627/21.6	65-125	.520	0-0	.000	31-54	.574	46	87	133	4.6	79-2	8	46	23	14	161	5.6
2022-23	5-0	25/4.9	1-4	.250	0-0	.000	0-0	.000	2	1	3	0.6	3-0	0	1	1	2	2	0.4
2023-24	-	-	-	-	-	-	-	-	-	-	-	-	-	-	-	-	-	-	-
TOTAL	34-14	652/19.2	66-129	.512	0-0	.000	31-54	.574	48	88	136	4.0	82-2	8	47	24	16	163	4.8

* Played 2021-22 season at IUPUI

#5 JALEN WEAVER

GUARD • 6-4 • JUNIOR

AURORA, COLO. • SMOKY HILL HS/NEVADA/SALT LAKE CC



2023-24 GAME-BY-GAME STATS

OPPONENT	DATE	GS	MIN	FG-FGA	PCT	3FG-FGA	PCT	FT-FTA	PCT	OFF	DEF	TOT	PF	A	T/O	BLK	STL	PTS
Fresno Pacific	11/6/23		25	6-10	.600	0-2	.000	0-1	.000	1	2	3	2	0	1	0	1	12
at Kent State	11/11/23	*	25	2-6	.333	1-3	.333	0-0	.000	0	2	2	0	1	2	0	0	5
Morgan State	11/15/23	*	29	3-5	.600	2-3	.667	1-4	.250	1	0	1	1	1	2	0	0	9
vs. New Mexico State	11/21/23		17	3-7	.429	1-2	.500	1-2	.500	0	0	0	2	1	1	0	0	8
vs. James Madison	11/22/23		18	5-10	.500	0-1	.000	0-1	.000	1	1	2	0	0	1	0	1	10
UCSB	11/27/23		10	0-1	.000	0-1	.000	0-0	.000	0	1	1	1	1	1	0	1	0
vs. BYU	12/1/23		20	4-8	.500	1-3	.333	1-1	1.000	0	2	2	0	1	2	0	0	10
Idaho State	12/5/23		16	2-6	.333	0-2	.000	1-1	1.000	1	0	1	1	1	0	0	2	5
Pacific	12/9/23		7	0-0	.000	0-0	.000	1-2	.500	0	0	0	0	1	0	0	0	1
CSU Bakersfield	12/15/23		7	1-1	1.000	1-1	1.000	0-0	.000	0	0	0	1	0	0	0	0	3
Portland State	12/18/23		2	0-0	.000	0-0	.000	0-0	.000	0	0	0	0	0	0	0	0	0
at San Francisco	12/22/23		19	3-7	.429	0-2	.000	2-3	.667	0	0	0	1	1	2	0	0	8
at San Diego	12/29/23		24	4-6	.667	0-0	.000	2-4	.500	1	3	4	2	0	0	1	2	10
at San Diego State*	1/3/24		16	3-9	.333	1-3	.333	1-2	.500	1	1	2	0	0	0	0	0	8
Nevada*	1/6/24		9	1-3	.333	0-1	.000	0-0	.000	2	0	2	1	0	0	0	0	2
at Wyoming*	1/13/24		12	2-7	.286	0-3	.000	0-0	.000	1	1	2	1	0	1	0	1	4
San Jose State*	1/16/24		15	3-5	.600	1-2	.500	0-0	.000	1	0	1	1	2	0	0	0	7
at Utah State*	1/20/24		17	1-3	.333	0-0	.000	0-0	.000	0	2	2	0	0	1	0	2	2
Boise State*	1/23/24		13	2-5	.400	0-1	.000	0-0	.000	2	1	3	0	0	0	1	0	4
Air Force*	1/27/24		16	3-5	.600	1-2	.500	7-8	.875	2	2	4	0	1	0	0	0	14
UNLV*	1/30/24		27	3-5	.600	0-2	.000	0-1	.000	1	2	3	1	1	2	0	0	6
Colorado State*	2/3/24	*	23	2-7	.286	1-3	.333	0-0	.000	0	2	2	0	1	1	0	0	5
at San Jose State*	2/6/24	*	27	4-8	.500	1-3	.333	1-4	.250	2	2	4	1	3	0	0	0	10
at Air Force*	2/10/24	*	35	6-11	.545	1-3	.333	3-3	1.000	0	2	2	2	2	6	0	1	16
UNLV*	2/14/24	*	28	1-5	.200	0-2	.000	4-5	.800	1	2	3	2	2	0	0	4	6
at Boise State*	2/17/24	*	34	5-13	.385	2-8	.250	1-2	.500	1	3	4	1	3	1	0	1	13
San Diego State*	2/24/24	*	28	1-6	.167	0-2	.000	1-2	.500	0	3	3	0	2	0	2	0	3
Utah State*	2/27/24	*	40	2-9	.222	0-3	.000	0-0	.000	1	5	6	3	1	1	0	1	4
at Nevada*	3/1/24	*	34	3-6	.500	1-2	.500	1-2	.500	1	1	2	2	1	1	0	0	8
at New Mexico*	3/6/24	*	29	3-7	.429	0-2	.000	4-5	.800	0	3	3	2	3	1	1	1	10
Wyoming*	3/9/24		23	5-9	.556	0-1	.000	2-4	.500	1	2	3	0	0	1	0	1	12

SEASON HIGHS

Points	16	at Air Force (2/10/24)
Rebounds	6	vs Utah State (2/27/24)
Assists	3	3x, last at New Mexico (3/6/24)
Steals	4	vs UNLV (2/14/24)
Blocks	2	vs San Diego State (2/24/24)
FG Made	6	2x, last at Air Force (2/10/24)
FG Attempts	13	at Boise State (2/17/24)
3FG Made	2	2x, last at Boise State (2/17/24)
3FG Attempts	8	at Bosie State (2/17/24)
FT Made	7	vs Air Force (1/27/24)
FT Attempts	8	vs Air Force (1/27/24)

CAREER HIGHS

Points	16	at Air Force (2/10/24)
Rebounds	6	vs Utah State (2/27/24)
Assists	3	3x, last at New Mexico (3/6/24)
Steals	4	vs UNLV (2/14/24)
Blocks	2	vs San Diego State (2/24/24)
FG Made	6	2x, last at Air Force (2/10/24)
FG Attempts	13	at Boise State (2/17/24)
3FG Made	2	2x, last at Boise State (2/17/24)
3FG Attempts	8	at Bosie State (2/17/24)
FT Made	7	vs Air Force (1/27/24)
FT Attempts	8	vs Air Force (1/27/24)

CAREER STATS

SEASON	GP-GS	MIN/AVG	FG-FGA	FG%	3FG-3FGA	3FG%	FT-FTA	FT%	OFF	DEF	TOT	AVG	PF-FO	A	TO	BLK	STL	PTS	AVG
2021-22*	11-0	54/4.9	4-10	.400	1-4	.250	2-3	.667	0	1	1	0.1	3-0	1	3	0	2	11	1.0
2023-24	31-11	645/20.8	83-190	.437	15-63	.238	34-57	.596	22	45	67	2.2	28-0	30	28	5	19	215	6.9
TOTAL	42-11	699/16.7	87-200	.435	16-67	.239	36-60	.600	22	46	68	1.6	31-0	31	31	5	21	226	5.4

* Played 2021-22 season at Nevada

#13 ENOCH BOAKYE

CENTER • 6-11 • JUNIOR

BRAMPTON, ONTARIO, CANADA • GEORGE HARRIS PREP/ARIZONA STATE



2023-24 GAME-BY-GAME STATS

OPPONENT	DATE	GS	MIN	FG-FGA	PCT	3FG-FGA	PCT	FT-FTA	PCT	OFF	DEF	TOT	PF	A	T/O	BLK	STL	PTS
Fresno Pacific	11/6/23	*	18	3-4	.750	0-0	.000	1-2	.500	1	3	4	3	0	5	0	0	7
at Kent State	11/11/23		26	4-5	.800	0-0	.000	1-2	.500	3	3	6	3	2	4	0	2	9
Morgan State	11/15/23	*	23	5-12	.417	0-0	.000	0-1	.000	2	7	9	1	0	1	2	0	10
vs. New Mexico State	11/21/23	*	22	1-1	1.000	0-0	.000	0-0	.000	1	2	3	2	0	1	1	1	2
vs. James Madison	11/22/23	*	21	4-9	.444	0-0	.000	0-0	.000	6	7	13	2	0	2	0	0	8
UCSB	11/27/23		20	3-6	.500	0-0	.000	1-2	.500	6	10	16	2	0	0	0	0	7
vs. BYU	12/1/23		20	4-5	.800	0-0	.000	0-0	.000	0	4	4	0	0	4	0	0	8
Idaho State	12/5/23	*	16	4-6	.667	0-0	.000	0-1	.000	1	4	5	4	0	2	0	0	8
Pacific	12/9/23	*	18	2-2	1.000	0-0	.000	2-6	.333	3	6	9	1	1	2	0	0	6
CSU Bakersfield	12/15/23	*	29	5-7	.714	0-0	.000	1-2	.500	0	8	8	3	0	0	1	0	11
Portland State	12/18/23	*	22	5-6	.833	0-0	.000	2-2	1.000	3	4	7	2	1	0	4	1	12
at San Francisco	12/22/23	*	23	3-3	1.000	0-0	.000	1-5	.200	2	6	8	1	0	3	1	1	7
at San Diego	12/29/23	*	28	3-4	.750	0-0	.000	2-5	.400	4	10	14	2	0	2	2	0	8
at San Diego State*	1/3/24	*	21	3-5	.600	0-0	.000	0-1	.000	2	3	5	5	0	0	1	0	6
Nevada*	1/6/24	*	20	3-7	.429	0-0	.000	3-5	.600	5	6	11	3	0	3	0	0	9
at Wyoming*	1/13/24	*	24	3-4	.750	0-0	.000	1-3	.333	3	3	6	4	0	3	2	0	7
San Jose State*	1/16/24	*	28	5-7	.714	0-0	.000	0-0	.000	2	11	13	0	1	1	3	1	10
at Utah State*	1/20/24	*	20	0-0	.000	0-0	.000	0-0	.000	1	6	7	4	0	2	0	2	0
Boise State*	1/23/24	*	28	5-7	.714	0-0	.000	2-2	1.000	1	4	5	4	0	1	3	0	12
Air Force*	1/27/24	*	33	9-10	.900	0-0	.000	1-2	.500	4	6	10	3	0	2	1	0	19
UNLV*	1/30/24	*	34	6-7	.857	0-0	.000	4-6	.667	2	8	10	3	1	2	5	3	16
Colorado State*	2/3/24	*	32	4-8	.500	0-0	.000	1-1	1.000	1	6	7	3	0	1	1	0	9
at San Jose State*	2/6/24	*	24	6-11	.545	0-0	.000	2-5	.400	3	11	14	3	1	1	1	2	14
at Air Force*	2/10/24	*	35	1-3	.333	0-0	.000	3-5	.600	4	6	10	3	0	1	2	1	5
UNLV*	2/14/24	*	1	0-0	.000	0-0	.000	0-0	.000	0	0	0	0	0	1	0	0	0
at Boise State*	2/17/24	-	-	-	-	-	-	-	-	-	-	-	-	-	-	-	-	-
San Diego State*	2/24/24	-	-	-	-	-	-	-	-	-	-	-	-	-	-	-	-	-
Utah State*	2/27/24	-	-	-	-	-	-	-	-	-	-	-	-	-	-	-	-	-
at Nevada*	3/1/24	-	-	-	-	-	-	-	-	-	-	-	-	-	-	-	-	-
at New Mexico*	3/6/24	*	27	1-2	.500	0-0	.000	0-1	.000	0	6	6	0	0	0	1	0	2
Wyoming*	3/9/24	*	24	0-4	.000	0-0	.000	2-4	.500	3	1	4	3	0	1	3	2	2

SEASON HIGHS

Points	19	vs Air Force (1/27/24)
Rebounds	16	vs UC Santa Barbara (11/27/23)
Assists	2	at Kent State (11/11/23)
Steals	3	at UNLV (1/30/24)
Blocks	5	at UNLV (1/30/24)
FG Made	9	vs Air Force (1/27/24)
FG Attempts	12	vs Morgan State (11/15/23)
3FG Made		
3FG Attempts		
FT Made	4	at UNLV (1/30/24)
FT Attempts	6	2x, last at UNLV (1/30/24)

CAREER HIGHS

Points	19	vs Air Force (1/27/24)
Rebounds	16	vs UC Santa Barbara (11/27/23)
Assists	2	at Kent State (11/11/23)
Steals	3	at UNLV (1/30/24)
Blocks	5	at UNLV (1/30/24)
FG Made	9	vs Air Force (1/27/24)
FG Attempts	12	vs Morgan State (11/15/23)
3FG Made		
3FG Attempts		
FT Made	4	at UNLV (1/30/24)
FT Attempts	6	2x, last at UNLV (1/30/24)

CAREER STATS

SEASON	GP-GS	MIN/AVG	FG-FGA	FG%	3FG-3FGA	3FG%	FT-FTA	FT%	OFF	DEF	TOT	AVG	PF-FO	A	TO	BLK	STL	PTS	AVG
2021-22*	31-3	382/12.3	28-53	.528	0-0	.000	7-23	.304	36	72	108	3.5	58-1	7	24	29	1	63	2.0
2022-23*	19-0	60/3.2	5-10	.500	0-0	.000	3-9	.333	6	7	13	0.7	12-0	2	4	4	1	13	0.7
2023-24	27-24	635/23.5	92-145	.634	0-0	.000	30-63	.476	63	151	214	7.9	64-1	7	45	34	16	214	7.9
TOTAL	77-27	1077/14.0	125-208	.601	0-0	.000	40-95	.421	105	230	335	4.4	134-2	16	73	67	18	290	3.8

* Played 2021-22 and 2022-23 seasons at Arizona State

#21 ISAIAH POPE

GUARD • 6-5 • SENIOR

YORBA LINDA, CALIF. • ORANGE LUTHERAN HS/UTAH TECH



2023-24 GAME-BY-GAME STATS

OPPONENT	DATE	GS	MIN	FG-FGA	PCT	3FG-FGA	PCT	FT-FTA	PCT	OFF	DEF	TOT	PF	A	T/O	BLK	STL	PTS
Fresno Pacific	11/6/23	14		0-2	.000	0-2	.000	0-0	.000	0	1	1	2	1	0	0	1	0
at Kent State	11/11/23	-	-	-	-	-	-	-	-	-	-	-	-	-	-	-	-	-
Morgan State	11/15/23	-	-	-	-	-	-	-	-	-	-	-	-	-	-	-	-	-
vs. New Mexico State	11/21/23	11	1-1	1.000	0-0	.000	0-0	.000	0	1	1	0	0	1	0	0	0	2
vs. James Madison	11/22/23	20	4-5	.800	1-1	1.000	0-0	.000	1	3	4	3	0	3	0	0	0	9
UCSB	11/27/23	27	3-14	.214	1-7	.143	0-1	.000	1	1	2	1	0	0	0	0	3	7
vs. BYU	12/1/23	23	0-2	.000	0-1	.000	2-2	1.000	1	1	2	1	2	5	0	3	2	
Idaho State	12/5/23	15	1-3	.333	0-1	.000	2-2	1.000	0	1	1	1	0	0	0	0	0	4
Pacific	12/9/23	19	3-4	.750	1-2	.500	0-0	.000	0	2	2	1	3	1	0	1	0	7
CSU Bakersfield	12/15/23	19	0-2	.000	0-2	.000	0-0	.000	4	2	6	0	1	1	0	2	0	0
Portland State	12/18/23	29	3-9	.333	1-5	.200	7-10	.700	0	3	3	2	0	3	0	1	14	
at San Francisco	12/22/23	25	1-4	.250	0-3	.000	6-6	1.000	0	1	1	1	1	0	0	0	8	
at San Diego	12/29/23	*	31	5-10	.500	1-4	.250	2-5	.400	1	4	5	4	4	2	0	1	13
at San Diego State*	1/3/24	*	22	3-5	.600	0-1	.000	0-0	.000	0	2	2	0	2	0	0	0	6
Nevada*	1/6/24	*	36	5-9	.556	2-4	.500	6-7	.857	0	4	4	3	2	4	0	1	18
at Wyoming*	1/13/24	*	35	6-12	.500	3-4	.750	0-1	.000	1	6	7	2	3	1	0	2	15
San Jose State*	1/16/24	*	31	4-8	.500	1-1	1.000	3-4	.750	0	1	1	1	1	1	0	1	12
at Utah State*	1/20/24	*	29	6-10	.600	3-7	.429	1-2	.500	0	1	1	2	2	4	0	0	16
Boise State*	1/23/24	*	24	4-8	.500	1-4	.250	0-0	.000	0	2	2	2	1	0	0	0	9
Air Force*	1/27/24	*	28	4-10	.400	1-4	.250	4-4	1.000	1	3	4	3	5	1	0	0	13
UNLV*	1/30/24	*	31	4-7	.571	2-5	.400	5-6	.833	0	3	3	1	4	7	0	0	15
Colorado State*	2/3/24	*	27	2-8	.250	1-3	.333	0-0	.000	0	3	3	1	1	1	0	0	5
at San Jose State*	2/6/24	*	28	1-6	.167	1-4	.250	2-2	1.000	1	5	6	4	2	2	0	2	5
at Air Force*	2/10/24	*	23	2-3	.667	0-0	.000	0-0	.000	0	3	3	3	0	2	0	1	4
UNLV*	2/14/24	*	38	1-9	.111	0-3	.000	2-2	1.000	1	2	3	1	2	0	0	2	4
at Boise State*	2/17/24	*	30	6-13	.462	4-8	.500	1-2	.500	0	1	1	2	2	0	0	1	17
San Diego State*	2/24/24	*	32	2-11	.182	2-6	.333	3-4	.750	1	4	5	3	0	1	0	2	9
Utah State*	2/27/24	*	42	7-17	.412	1-5	.200	0-0	.000	0	6	6	3	2	2	0	1	15
at Nevada*	3/1/24	*	30	0-5	.000	0-2	.000	2-2	1.000	1	4	5	2	1	3	0	0	2
at New Mexico*	3/6/24		26	3-10	.300	2-7	.286	4-4	1.000	0	6	6	4	1	0	0	0	12
Wyoming*	3/9/24	*	35	3-5	.600	2-2	1.000	1-2	.500	0	6	6	2	1	0	0	1	9

SEASON HIGHS

Points	18	vs Nevada (1/6/24)
Rebounds	7	at Wyoming (1/13/24)
Assists	5	vs Air Force (1/27/24)
Steals	3	vs BYU (12/1/23)
Blocks		
FG Made	7	vs Utah State (2/27/24)
FG Attempts	17	vs Utah State (2/27/24)
3FG Made	4	at Boise State (2/17/24)
3FG Attempts	8	at Boise State (2/17/24)
FT Made	7	vs Portland State (12/18/23)
FT Attempts	10	vs Portland State (12/18/23)

CAREER HIGHS

Points	27	at Tarleton State (1/26/23)
Rebounds	8	vs Master's (12/17/22)
Assists	8	vs New Mexico State (1/21/23)
Steals	4	vs Cal State East Bay (1/23/20)
Blocks	2	vs Westmont (12/19/22)
FG Made	8	3x, last Seattle U (3/1/23)
FG Attempts	17	vs Utah State (2/27/24)
3FG Made	6	Tarleton State (2/20/21)
3FG Attempts	11	vs Tarleton State (2/20/21)
FT Made	11	at Grand Canyon (1/18/23)
FT Attempts	14	at Grand Canyon (1/18/23)

CAREER STATS

SEASON	GP-GS	MIN/AVG	FG-FGA	FG%	3FG-3FGA	3FG%	FT-FTA	FT%	OFF	DEF	TOT	AVG	PF-FO	A	TO	BLK	STL	PTS	AVG
2019-20*	27-19	666/24.7	85-186	.457	34-91	.374	49-56	.875	18	65	83	3.1	75-4	52	47	4	27	253	9.4
2020-21*	16-5	345/21.5	34-99	.343	14-59	.237	28-38	.737	7	46	53	3.3	46-1	28	27	2	15	110	6.9
2021-22*	30-15	546/18.2	55-150	.367	17-61	.279	42-55	.764	20	63	83	2.8	65-2	39	55	2	17	169	5.6
2022-23*	33-28	935/28.3	130-296	.439	51-120	.425	121-151	.801	22	111	133	4.0	97-4	85	97	4	37	432	13.1
2023-24	29-18	779/26.9	84-212	.396	31-98	.316	53-68	.779	14	82	96	3.3	55-0	44	45	0	26	252	8.7
TOTAL	135-85	3271/24.2	388-943	.411	147-429	.343	293-368	.796	81	367	448	3.3	338-11	248	271	12	122	1216	9.0

* Played 2019-20 season at Humboldt State and 2020-21, 2021-22 and 2022-23 seasons at Utah Tech

#23 LEO COLIMERO

GUARD/FORWARD • 6-7 • SENIOR
SAO PAULO, BRAZIL • WASATCH ACADEMY



2023-24 GAME-BY-GAME STATS

OPPONENT	DATE	GS	MIN	FG-FGA	PCT	3FG-FGA	PCT	FT-FTA	PCT	OFF	DEF	TOT	PF	A	T/O	BLK	STL	PTS
Fresno Pacific	11/6/23		30	2-2	1.000	0-0	.000	3-5	.600	1	6	7	0	2	1	1	1	7
at Kent State	11/11/23	*	22	3-6	.500	0-2	.000	0-0	.000	1	4	5	4	3	1	0	1	6
Morgan State	11/15/23	*	21	2-2	1.000	0-0	.000	0-0	.000	1	5	6	2	1	3	0	2	4
vs. New Mexico State	11/21/23		33	2-5	.400	1-2	.500	3-4	.750	2	6	8	2	2	0	0	0	8
vs. James Madison	11/22/23		24	0-5	.000	0-2	.000	2-4	.500	1	1	2	1	2	0	0	0	2
UCSB	11/27/23	*	25	4-8	.500	1-3	.333	2-2	1.00	1	4	5	4	0	1	1	0	11
vs. BYU	12/1/23	*	21	1-5	.200	0-0	.000	1-1	1.000	0	1	1	0	0	2	0	0	3
Idaho State	12/5/23		22	5-8	.625	0-1	.000	1-2	.500	0	3	3	1	4	2	0	2	11
Pacific	12/9/23		22	6-7	.857	1-2	.500	0-0	.000	0	7	7	2	0	1	0	1	13
CSU Bakersfield	12/15/23	*	28	1-3	.333	0-1	.000	2-2	1.000	0	2	2	5	1	2	0	0	4
Portland State	12/18/23		15	1-2	.500	0-0	.000	0-0	.000	0	1	1	5	0	1	0	0	2
at San Francisco	12/22/23		19	2-3	.667	0-0	.000	4-5	.800	2	2	4	0	0	0	0	0	8
at San Diego	12/29/23		23	1-3	.333	0-1	.000	4-4	1.000	0	2	2	5	3	1	0	1	6
at San Diego State*	1/3/24		27	1-2	.500	0-0	.000	0-0	.000	2	3	5	0	2	2	0	2	2
Nevada*	1/6/24		29	1-3	.333	0-0	.000	0-0	.000	0	1	1	2	0	1	0	1	2
at Wyoming*	1/13/24		27	2-6	.333	0-2	.000	2-3	.667	4	1	5	3	1	0	1	0	6
San Jose State*	1/16/24		26	2-3	.667	0-1	.000	0-0	.000	0	1	1	1	1	0	0	1	4
at Utah State*	1/20/24		17	2-3	.667	1-2	.500	0-0	.000	0	1	1	3	0	0	0	2	5
Boise State*	1/23/24		22	2-2	1.000	0-0	.000	0-0	.000	0	1	1	1	0	0	0	2	4
Air Force*	1/27/24		23	1-3	.333	0-1	.000	2-4	.500	1	2	3	0	2	1	0	3	4
UNLV*	1/30/24		17	1-1	1.000	1-1	1.000	0-0	.000	0	0	0	4	2	1	0	0	3
Colorado State*	2/3/24		20	1-1	1.000	0-0	.000	2-2	1.000	2	1	3	3	0	2	0	0	4
at San Jose State*	2/6/24		25	2-3	.667	0-0	.000	2-5	.400	1	5	6	3	1	0	0	0	6
at Air Force*	2/10/24		22	0-0	.000	0-0	.000	0-1	.000	0	5	5	2	1	1	0	0	0
UNLV*	2/14/24		37	10-13	.769	2-2	1.000	8-9	.889	0	4	4	4	1	1	0	0	30
at Boise State*	2/17/24	*	31	2-7	.286	0-1	.000	1-4	.250	2	1	3	4	0	1	1	1	5
San Diego State*	2/24/24	*	31	2-4	.500	0-1	.000	1-2	.500	3	5	8	3	0	1	0	0	5
Utah State*	2/27/24	*	39	5-6	.833	1-1	1.000	4-4	1.000	3	5	8	4	3	3	0	2	15
at Nevada*	3/1/24	*	40	4-7	.571	1-1	1.000	1-2	.500	0	2	2	4	2	2	0	1	10
at New Mexico*	3/6/24	*	32	0-0	.000	0-0	.000	5-6	.583	1	5	6	2	1	3	0	0	5
Wyoming*	3/9/24	*	31	2-5	.400	1-1	1.000	2-3	.667	0	3	3	0	0	1	0	1	7

SEASON HIGHS

Points	30	vs UNLV (2/14/24)
Rebounds	8	3x, last vs Utah State (2/27/24)
Assists	4	vs Idaho State (12/5/23)
Steals	3	vs Air Force (1/27/24)
Blocks	1	4x, last at Boise State (2/17/24)
FG Made	10	vs UNLV (2/14/24)
FG Attempts	13	vs UNLV (2/14/24)
3FG Made	2	vs UNLV (2/14/24)
3FG Attempts	3	vs UC Santa Barbara (11/27)
FT Made	8	vs UNLV (2/14/24)
FT Attempts	9	vs UNLV (2/14/24)

CAREER HIGHS

Points	30	vs UNLV (2/14/24)
Rebounds	10	2x, last vs Boise State (1/28/22)
Assists	4	vs Idaho State (12/5/23)
Steals	3	3x, last vs Air Force (1/27/24)
Blocks	3	vs Wyoming (12/28/22)
FG Made	10	vs UNLV (2/14/24)
FG Attempts	13	vs UNLV (2/14/24)
3FG Made	2	vs UNLV (2/14/24)
3FG Attempts	4	4x
FT Made	8	vs UNLV (2/14/24)
FT Attempts	9	vs UNLV (2/14/24)

CAREER STATS

SEASON	GP-GS	MIN/AVG	FG-FGA	FG%	3FG-3FGA	3FG%	FT-FTA	FT%	OFF	DEF	TOT	AVG	PF-FO	A	TO	BLK	STL	PTS	AVG
2020-21	18-1	194/10.8	11-23	.478	2-7	.286	3-8	.375	10	9	19	1.1	17-0	10	10	1	6	27	1.5
2021-22	36-33	912/25.3	78-131	.595	6-26	.231	29-39	.744	61	110	171	4.8	67-0	35	31	6	30	191	5.3
2022-23	31-21	736/23.7	60-115	.522	9-31	.290	34-39	.872	27	78	105	3.4	64-1	23	28	9	24	163	5.3
2023-24	31-11	804/25.9	70-128	.547	10-28	.357	52-74	.703	28	90	118	3.8	74-3	35	35	4	24	202	6.5
TOTAL	116-66	2646/22.8	219-397	.552	27-92	.293	118-160	.738	126	287	413	3.6	222-4	103	104	20	84	583	5.0

#33 STEVEN VASQUEZ JR.

GUARD • 6-2 • JUNIOR
SANTA MARIA, CALIF. • SAINT JOSEPH HS



2023-24 GAME-BY-GAME STATS

OPPONENT	DATE	GS	MIN	FG-FGA	PCT	3FG-FGA	PCT	FT-FTA	PCT	OFF	DEF	TOT	PF	A	T/O	BLK	STL	PTS	
Fresno Pacific	11/6/23	-	-	-	-	-	-	-	-	-	-	-	-	-	-	-	-	-	-
at Kent State	11/11/23	-	-	-	-	-	-	-	-	-	-	-	-	-	-	-	-	-	-
Morgan State	11/15/23	-	-	-	-	-	-	-	-	-	-	-	-	-	-	-	-	-	-
vs. New Mexico State	11/21/23	-	-	-	-	-	-	-	-	-	-	-	-	-	-	-	-	-	-
vs. James Madison	11/22/23	2		0-0	.000	0-0	.000	0-0	.000	0	1	1	0	0	0	0	0	0	0
UCSB	11/27/23	-	-	-	-	-	-	-	-	-	-	-	-	-	-	-	-	-	-
vs. BYU	12/1/23	2		0-0	.000	0-0	.000	0-0	.000	0	0	0	0	0	0	0	0	0	0
Idaho State	12/5/23	-	-	-	-	-	-	-	-	-	-	-	-	-	-	-	-	-	-
Pacific	12/9/23	3		1-1	1.000	1-1	1.000	0-0	.000	0	0	0	1	0	0	0	0	0	3
CSU Bakersfield	12/15/23	-	-	-	-	-	-	-	-	-	-	-	-	-	-	-	-	-	-
Portland State	12/18/23	-	-	-	-	-	-	-	-	-	-	-	-	-	-	-	-	-	-
at San Francisco	12/22/23	-	-	-	-	-	-	-	-	-	-	-	-	-	-	-	-	-	-
at San Diego	12/29/23	-	-	-	-	-	-	-	-	-	-	-	-	-	-	-	-	-	-
at San Diego State*	1/3/24	2		0-1	.000	0-1	.000	0-0	.000	0	1	1	0	0	0	0	0	1	0
Nevada*	1/6/24	-	-	-	-	-	-	-	-	-	-	-	-	-	-	-	-	-	-
at Wyoming*	1/13/24	-	-	-	-	-	-	-	-	-	-	-	-	-	-	-	-	-	-
San Jose State*	1/16/24	-	-	-	-	-	-	-	-	-	-	-	-	-	-	-	-	-	-
at Utah State*	1/20/24	-	-	-	-	-	-	-	-	-	-	-	-	-	-	-	-	-	-
Boise State*	1/23/24	-	-	-	-	-	-	-	-	-	-	-	-	-	-	-	-	-	-
Air Force*	1/27/24	-	-	-	-	-	-	-	-	-	-	-	-	-	-	-	-	-	-
UNLV*	1/30/24	-	-	-	-	-	-	-	-	-	-	-	-	-	-	-	-	-	-
Colorado State*	2/3/24	-	-	-	-	-	-	-	-	-	-	-	-	-	-	-	-	-	-
at San Jose State*	2/6/24	-	-	-	-	-	-	-	-	-	-	-	-	-	-	-	-	-	-
at Air Force*	2/10/24	-	-	-	-	-	-	-	-	-	-	-	-	-	-	-	-	-	-
UNLV*	2/14/24	6		1-3	.333	1-3	.333	0-0	.000	0	0	0	0	1	0	0	1	3	
at Boise State*	2/17/24	7		1-2	.500	0-1	.000	0-0	.000	0	2	2	1	1	0	0	0	2	
San Diego State*	2/24/24	7		0-2	.000	0-2	.000	0-0	.000	0	2	2	0	0	0	0	0	0	
Utah State*	2/27/24	-	-	-	-	-	-	-	-	-	-	-	-	-	-	-	-	-	-
at Nevada*	3/1/24	-	-	-	-	-	-	-	-	-	-	-	-	-	-	-	-	-	-
at New Mexico*	3/6/24	9		0-3	.000	0-2	.000	0-0	.000	1	3	4	1	1	0	0	0	0	
Wyoming*	3/9/24	3		0-1	.000	0-1	.000	0-0	.000	0	0	0	0	0	0	0	0	0	

SEASON HIGHS

Points	3	2x, last vs UNLV (2/14/24)
Rebounds	4	at New Mexico (3/6/24)
Assists	1	3x, last at New Mexico (3/6/24)
Steals	1	at San Diego State (1/3/24)
Blocks		
FG Made	1	2x, last vs UNLV (2/14/24)
FG Attempts	3	at New Mexico (3/6/24)
3FG Made	1	2x, last vs UNLV (2/14/24)
3FG Attempts	2	at New Mexico (3/6/24)
FT Made		
FT Attempts		

CAREER HIGHS

Points	3	2x, last vs UNLV (2/14/24)
Rebounds	4	at New Mexico (3/6/24)
Assists	2	vs Chicago State (3/4/23)
Steals		
Blocks		
FG Made	1	3x, last vs UNLV (2/14/24)
FG Attempts	3	at New Mexico (3/6/24)
3FG Made	1	2x, last vs UNLV (2/14/24)
3FG Attempts	2	at New Mexico (3/6/24)
FT Made		
FT Attempts		

CAREER STATS

SEASON	GP-GS	MIN/AVG	FG-FGA	FG%	3FG-3FGA	3FG%	FT-FTA	FT%	OFF	DEF	TOT	AVG	PF-FO	A	TO	BLK	STL	PTS	AVG
2021-22	4-0	7/1.6	1-3	.333	0-0	.000	0-0	.000	0	2	2	0.5	0-0	0	0	0	0	2	0.5
2022-23	4-0	15/3.9	0-5	.000	0-4	.000	0-0	.000	0	3	3	0.8	0-0	2	1	0	0	0	0.0
2023-24	9-0	41/4.6	3-13	.231	2-11	.182	0-0	.000	1	9	10	1.1	3-0	3	0	0	2	8	0.9
TOTAL	17-0	63/3.7	4-21	.190	2-15	.133	0-0	.000	1	14	15	0.9	3-0	5	1	0	2	10	0.6

#34 PIERRE GENESTE JR.



FORWARD • 6-11 • SOPHOMORE
PORT-AU-PRINCE, HAITI • HERITAGE CHRISTIAN/LA TECH

2023-24 GAME-BY-GAME STATS

OPPONENT	DATE	GS	MIN	FG-FGA	PCT	3FG-FGA	PCT	FT-FTA	PCT	OFF	DEF	TOT	PF	A	T/O	BLK	STL	PTS
Fresno Pacific	11/6/23	-	-	-	-	-	-	-	-	-	-	-	-	-	-	-	-	-
at Kent State	11/11/23	-	-	-	-	-	-	-	-	-	-	-	-	-	-	-	-	-
Morgan State	11/15/23	7	1-1	1.000	0-0	.000	0-0	.000	1	1	2	0	0	0	0	0	0	2
vs. New Mexico State	11/21/23	-	-	-	-	-	-	-	-	-	-	-	-	-	-	-	-	-
vs. James Madison	11/22/23	5	0-1	.000	0-0	.000	0-0	.000	0	0	0	0	0	0	0	0	0	0
UCSB	11/27/23	-	-	-	-	-	-	-	-	-	-	-	-	-	-	-	-	-
vs. BYU	12/1/23	1	0-0	.000	0-0	.000	0-0	.000	0	0	0	0	0	0	0	0	0	0
Idaho State	12/5/23	2	0-0	.000	0-0	.000	0-0	.000	0	0	0	1	0	0	0	0	0	0
Pacific	12/9/23	3	0-0	.000	0-0	.000	0-0	.000	1	0	1	0	0	1	0	0	0	0
CSU Bakersfield	12/15/23	6	0-0	.000	0-0	.000	0-0	.000	0	1	1	0	0	0	0	1	0	0
Portland State	12/18/23	-	-	-	-	-	-	-	-	-	-	-	-	-	-	-	-	-
at San Francisco	12/22/23	-	-	-	-	-	-	-	-	-	-	-	-	-	-	-	-	-
at San Diego	12/29/23	-	-	-	-	-	-	-	-	-	-	-	-	-	-	-	-	-
at San Diego State*	1/3/24	5	0-1	.000	0-0	.000	1-2	.500	2	0	2	1	0	0	0	0	0	1
Nevada*	1/6/24	-	-	-	-	-	-	-	-	-	-	-	-	-	-	-	-	-
at Wyoming*	1/13/24	-	-	-	-	-	-	-	-	-	-	-	-	-	-	-	-	-
San Jose State*	1/16/24	-	-	-	-	-	-	-	-	-	-	-	-	-	-	-	-	-
at Utah State*	1/20/24	4	0-1	.000	0-0	.000	0-0	.000	0	1	1	0	0	0	0	1	0	0
Boise State*	1/23/24	-	-	-	-	-	-	-	-	-	-	-	-	-	-	-	-	-
Air Force*	1/27/24	-	-	-	-	-	-	-	-	-	-	-	-	-	-	-	-	-
UNLV*	1/30/24	-	-	-	-	-	-	-	-	-	-	-	-	-	-	-	-	-
Colorado State*	2/3/24	2	0-0	.000	0-0	.000	0-0	.000	0	0	0	1	0	1	0	0	0	0
at San Jose State*	2/6/24	-	-	-	-	-	-	-	-	-	-	-	-	-	-	-	-	-
at Air Force*	2/10/24	-	-	-	-	-	-	-	-	-	-	-	-	-	-	-	-	-
UNLV*	2/14/24	11	1-1	1.000	0-0	.000	0-2	.000	0	2	2	4	0	1	0	0	0	2
at Boise State*	2/17/24	8	0-1	.000	0-0	.000	0-0	.000	0	1	1	2	0	0	0	0	0	0
San Diego State*	2/24/24	8	0-1	.000	0-0	.000	2-2	.000	1	0	1	1	0	0	0	0	0	2
Utah State*	2/27/24	1	0-0	.000	0-0	.000	0-0	.000	0	1	1	1	0	0	0	0	0	0
at Nevada*	3/1/24	-	-	-	-	-	-	-	-	-	-	-	-	-	-	-	-	-
at New Mexico*	3/6/24	3	0-0	.000	0-0	.000	0-0	.000	0	1	1	0	0	0	0	1	0	0
Wyoming*	3/9/24	3	0-1	.000	0-0	.000	0-0	.000	1	0	1	0	0	0	0	2	0	0

SEASON HIGHS

Points	2	2x, last vs UNLV (2/14/24)
Rebounds	2	3x, last at Boise State (2/17/24)
Assists		
Steals		
Blocks	2	vs Wyoming (3/9/24)
FG Made	1	2x, last vs UNLV (2/14/24)
FG Attempts	1	8x, last Wyoming (3/9/24)
3FG Made		
3FG Attempts		
FT Made	1	2x, last vs San Diego State (2/24/24)
FT Attempts	2	3x, last vs San Diego State (2/24/24)

CAREER HIGHS

Points	9	vs Tennessee Southern (11/26/22)
Rebounds	7	vs Tennessee Southern (11/26/22)
Assists		
Steals		
Blocks	2	vs Wyoming (3/9/24)
FG Made	2	vs Tennessee Southern (11/26/22)
FG Attempts	3	vs Tennessee Southern (11/26/22)
3FG Made		
3FG Attempts		
FT Made	5	vs Tennessee Southern (11/26/22)
FT Attempts	9	vs Tennessee Southern (11/26/22)

CAREER STATS

SEASON	GP-GS	MIN/AVG	FG-FGA	FG%	3FG-3FGA	3FG%	FT-FTA	FT%	OFF	DEF	TOT	AVG	PF-FO	A	TO	BLK	STL	PTS	AVG
2022-23*	7-0	40/5.7	6-7	.857	0-0	.000	5-9	.556	6	6	12	1.7	6-0	0	3	2	0	17	2.4
2023-24	15-0	67/4.5	2-8	.250	0-0	.000	3-6	.500	6	8	14	0.9	11-0	0	3	5	0	7	0.5
TOTAL	22-0	107/4.9	8-15	.533	0-0	.000	8-15	.533	12	14	26	1.2	17-0	0	6	7	0	24	1.1

* Played 2022-23 season at Louisiana Tech

#35 EDUARDO ANDRE

CENTER • 6-11 • SENIOR
LONDON, ENGLAND • AZ COMPASS PREP/NEBRASKA



2023-24 GAME-BY-GAME STATS

OPPONENT	DATE	GS	MIN	FG-FGA	PCT	3FG-FGA	PCT	FT-FTA	PCT	OFF	DEF	TOT	PF	A	T/O	BLK	STL	PTS
Fresno Pacific	11/6/23	*	29	6-9	.667	0-0	.000	5-6	.833	1	8	9	3	0	2	4	2	17
at Kent State	11/11/23	*	17	1-2	.500	0-0	.000	0-1	.000	1	3	4	2	0	5	0	2	2
Morgan State	11/15/23		9	2-2	1.000	0-0	.000	2-6	.333	1	4	5	5	0	1	1	0	6
vs. New Mexico State	11/21/23	*	28	2-3	.667	0-0	.000	4-10	.400	1	6	7	4	0	4	0	1	8
vs. James Madison	11/22/23	*	22	4-4	1.000	0-0	.000	4-8	.500	3	2	5	2	1	3	1	3	12
UCSB	11/27/23	*	24	4-7	.571	0-0	.000	0-0	.000	2	3	5	4	0	1	0	0	8
vs. BYU	12/1/23	*	31	3-3	1.000	0-0	.000	0-0	.000	0	7	7	2	1	2	0	0	6
Idaho State	12/5/23	*	30	7-12	.583	0-0	.000	2-3	.667	3	4	7	5	3	2	0	1	16
Pacific	12/9/23	*	27	3-4	.750	0-0	.000	0-0	.000	0	10	10	0	3	1	3	0	6
CSU Bakersfield	12/15/23	-	-	-	-	-	-	-	-	-	-	-	-	-	-	-	-	-
Portland State	12/18/23	*	32	4-7	.571	0-0	.000	0-0	.000	1	9	10	3	1	2	0	0	8
at San Francisco	12/22/23	*	23	2-2	1.000	0-0	.000	0-0	.000	1	4	5	0	0	2	3	2	4
at San Diego	12/29/23	*	25	4-10	.400	0-0	.000	3-4	.750	3	2	5	4	1	1	4	1	11
at San Diego State*	1/3/24	*	25	1-4	.250	0-1	.000	1-6	.167	1	0	1	1	2	4	0	0	3
Nevada*	1/6/24	*	31	6-9	.667	0-0	.000	0-2	.000	1	4	5	4	0	1	1	0	12
at Wyoming*	1/13/24	*	22	2-4	.500	0-0	.000	0-0	.000	1	1	2	3	1	1	1	1	4
San Jose State*	1/16/24	*	15	2-3	.667	0-0	.000	0-1	.000	1	2	3	3	0	3	1	1	4
at Utah State*	1/20/24	*	24	5-10	.500	0-0	.000	1-2	.500	1	2	3	2	0	1	1	0	11
Boise State*	1/23/24	*	19	2-5	.400	0-0	.000	0-1	.000	1	1	2	1	0	1	0	0	4
Air Force*	1/27/24	*	11	0-0	.000	0-0	.000	0-0	.000	1	0	1	0	0	1	0	0	0
UNLV*	1/30/24	12	1-1	1.000	0-0	.000	1-2	.500	0	3	3	5	0	4	1	1	3	
Colorado State*	2/3/24	-	-	-	-	-	-	-	-	-	-	-	-	-	-	-	-	-
at San Jose State*	2/6/24	-	-	-	-	-	-	-	-	-	-	-	-	-	-	-	-	-
at Air Force*	2/10/24	-	-	-	-	-	-	-	-	-	-	-	-	-	-	-	-	-
UNLV*	2/14/24	-	-	-	-	-	-	-	-	-	-	-	-	-	-	-	-	-
at Boise State*	2/17/24	-	-	-	-	-	-	-	-	-	-	-	-	-	-	-	-	-
San Diego State*	2/24/24	-	-	-	-	-	-	-	-	-	-	-	-	-	-	-	-	-
Utah State*	2/27/24	-	-	-	-	-	-	-	-	-	-	-	-	-	-	-	-	-
at Nevada*	3/1/24	-	-	-	-	-	-	-	-	-	-	-	-	-	-	-	-	-
at New Mexico*	3/6/24	-	-	-	-	-	-	-	-	-	-	-	-	-	-	-	-	-
Wyoming*	3/9/24	-	-	-	-	-	-	-	-	-	-	-	-	-	-	-	-	-

SEASON HIGHS

Points	17	vs Fresno Pacific (11/6/23)
Rebounds	10	2x, last vs Portland State (12/18/23)
Assists	3	2x, last vs Pacific (12/9/23)
Steals	3	vs James Madison (11/22/23)
Blocks	4	2x, last at San Diego (12/29/23)
FG Made	7	vs Idaho State (12/5/23)
FG Attempts	12	vs Idaho State (12/5/23)
3FG Made		
3FG Attempts		
FT Made	5	vs Fresno Pacific (11/6/23)
FT Attempts	10	vs New Mexico State (11/21/23)

CAREER HIGHS

Points	26	at Air Force (2/21/23)
Rebounds	15	vs Air Force (1/14/23)
Assists	3	3x, last vs Pacific (12/9/23)
Steals	4	vs New Mexico (1/3/23)
Blocks	5	vs Air Force (1/14/23)
FG Made	10	at Air Force (2/21/23)
FG Attempts	14	at Air Force (2/21/23)
3FG Made		
3FG Attempts	2	vs Vanderbilt (11/24/22)
FT Made	6	at Air Force (2/21/23)
FT Attempts	10	vs New Mexico State (11/21/23)

CAREER STATS

SEASON	GP-GS	MIN/AVG	FG-FGA	FG%	3FG-3FGA	3FG%	FT-FTA	FT%	OFF	DEF	TOT	AVG	PF-FO	A	TO	BLK	STL	PTS	AVG
2020-21*	20-0	175/8.8	22-34	.647	0-0	.000	9-20	.450	12	31	43	2.2	41-1	9	9	5	5	53	2.7
2021-22*	30-0	345/11.5	36-63	.571	0-1	.000	22-42	.524	25	71	96	3.2	63-2	9	33	16	17	94	3.1
2022-23	29-15	612/21.1	96-165	.582	0-4	.000	49-63	.778	51	120	171	5.9	82-2	23	47	44	28	241	8.3
2023-24	20-18	459/23.0	61-101	.604	0-1	.000	23-52	.442	24	75	99	5.0	53-3	13	42	21	15	145	7.3
TOTAL	99-33	1591/16.1	215-363	.592	0-6	.000	103-177	.582	112	297	409	4.1	239-8	54	131	86	65	533	5.4

* Played 2020-21 and 2021-22 seasons at Nebraska

#40 CHASE COURTNEY

FORWARD • 6-10 • JUNIOR

SCOTTSDALE, ARIZ. • GOLDEN STATE PREP/SAN JOSE STATE/ARIZONA STATE/SAN DIEGO CITY COLLEGE



2023-24 GAME-BY-GAME STATS

OPPONENT	DATE	GS	MIN	FG-FGA	PCT	3FG-FGA	PCT	FT-FTA	PCT	OFF	DEF	TOT	PF	A	T/O	BLK	STL	PTS
Fresno Pacific	11/6/23	-	-	-	-	-	-	-	-	-	-	-	-	-	-	-	-	-
at Kent State	11/11/23	-	-	-	-	-	-	-	-	-	-	-	-	-	-	-	-	-
Morgan State	11/15/23	-	-	-	-	-	-	-	-	-	-	-	-	-	-	-	-	-
vs. New Mexico State	11/21/23	-	-	-	-	-	-	-	-	-	-	-	-	-	-	-	-	-
vs. James Madison	11/22/23	-	-	-	-	-	-	-	-	-	-	-	-	-	-	-	-	-
UCSB	11/27/23	-	-	-	-	-	-	-	-	-	-	-	-	-	-	-	-	-
vs. BYU	12/1/23	1		0-2	.000	0-0	.000	0-0	.000	1	1	2	0	0	0	0	0	0
Idaho State	12/5/23	-	-	-	-	-	-	-	-	-	-	-	-	-	-	-	-	-
Pacific	12/9/23	-	-	-	-	-	-	-	-	-	-	-	-	-	-	-	-	-
CSU Bakersfield	12/15/23	-	-	-	-	-	-	-	-	-	-	-	-	-	-	-	-	-
Portland State	12/18/23	-	-	-	-	-	-	-	-	-	-	-	-	-	-	-	-	-
at San Francisco	12/22/23	-	-	-	-	-	-	-	-	-	-	-	-	-	-	-	-	-
at San Diego	12/29/23	-	-	-	-	-	-	-	-	-	-	-	-	-	-	-	-	-
at San Diego State*	1/3/24	-	-	-	-	-	-	-	-	-	-	-	-	-	-	-	-	-
Nevada*	1/6/24	-	-	-	-	-	-	-	-	-	-	-	-	-	-	-	-	-
at Wyoming*	1/13/24	-	-	-	-	-	-	-	-	-	-	-	-	-	-	-	-	-
San Jose State*	1/16/24	-	-	-	-	-	-	-	-	-	-	-	-	-	-	-	-	-
at Utah State*	1/20/24	-	-	-	-	-	-	-	-	-	-	-	-	-	-	-	-	-
Boise State*	1/23/24	-	-	-	-	-	-	-	-	-	-	-	-	-	-	-	-	-
Air Force*	1/27/24	-	-	-	-	-	-	-	-	-	-	-	-	-	-	-	-	-
UNLV*	1/30/24	-	-	-	-	-	-	-	-	-	-	-	-	-	-	-	-	-
Colorado State*	2/3/24	-	-	-	-	-	-	-	-	-	-	-	-	-	-	-	-	-
at San Jose State*	2/6/24	-	-	-	-	-	-	-	-	-	-	-	-	-	-	-	-	-
at Air Force*	2/10/24	-	-	-	-	-	-	-	-	-	-	-	-	-	-	-	-	-
UNLV*	2/14/24	-	-	-	-	-	-	-	-	-	-	-	-	-	-	-	-	-
at Boise State*	2/17/24	10		0-1	.000	0-0	.000	0-0	.000	2	1	3	1	0	0	0	0	0
San Diego State*	2/24/24	12		0-2	.000	0-0	.000	0-0	.000	2	1	3	2	0	1	0	0	0
Utah State*	2/27/24	6		0-1	.000	0-0	.000	0-0	.000	0	0	0	3	0	1	0	0	0
at Nevada*	3/1/24	-	-	-	-	-	-	-	-	-	-	-	-	-	-	-	-	-
at New Mexico*	3/6/24	3		1-2	.500	0-0	.000	0-0	.000	1	0	1	1	0	0	0	0	2
Wyoming*	3/9/24	2		0-0	.000	0-0	.000	0-0	.000	0	0	0	0	0	1	0	0	0

SEASON HIGHS

Points	2	at New Mexico (3/6/24)
Rebounds	3	at Boise State (2/17/24)
Assists		
Steals		
Blocks		
FG Made	1	at New Mexico (3/6/24)
FG Attempts	2	2x, last at New Mexico (3/6/24)
3FG Made		
3FG Attempts		
FT Made		
FT Attempts		

CAREER HIGHS

Points	5	vs Boise State (12/31/20)
Rebounds	4	2x, last vs Boise State (1/2/21)
Assists		
Steals		
Blocks	1	at Saint Mary's (12/11/20)
FG Made	2	2x, last vs Fresno Pacific (12/9/20)
FG Attempts	5	2x, last at Saint Mary's (12/11/20)
3FG Made		
3FG Attempts		
FT Made	2	2x, last at Saint Mary's (12/11/20)
FT Attempts	4	at Utah State (12/23/20)

CAREER STATS

SEASON	GP-GS	MIN/AVG	FG-FGA	FG%	3FG-3FGA	3FG%	FT-FTA	FT%	OFF	DEF	TOT	AVG	PF-FO	A	TO	BLK	STL	PTS	AVG
2020-21	12-1	107/8.9	5-25	.200	0-0	.000	5-9	.556	8	11	19	1.6	25-0	0	8	1	0	15	1.3
2021-22	-	-	-	-	-	-	-	-	-	-	-	-	-	-	-	-	-	-	-
2023-24	5-0	32/6.3	1-8	.125	0-0	.000	0-0	.000	6	3	9	1.8	7-0	0	2	0	0	2	0.4
TOTAL	17-1	139/8.2	6-33	.182	0-0	.000	5-9	.556	14	14	28	1.6	32-0	0	10	1	0	17	1.0

* Played 2020-21 season at San Jose State and 2021-22 season at Arizona State



2023-24 Fresno St. Men's Basketball Combined Team Statistics All games

Game Records

Record	Overall	Home	Away	Neutral
ALL GAMES	11-20	7-9	3-9	1-2
CONFERENCE	4-14	2-7	2-7	0-0
NON-CONFERENCE	7-6	5-2	1-2	1-2

Score by Periods

Team	1st	2nd	OT	TOT
Fresno St.	929	1125	27	2081
Opponents	1072	1178	29	2279

Team Box Score

No.	Player	Total			3-Point			F-Throw		Rebounds				Other				PTS	AVG			
		GP-GS	MIN	AVG	FG-FGA	FG%	3FG-3FGA	3FG%	FT-FTA	FT%	OFF	DEF	TOT	AVG	PF	DQ	A			TO	BLK	STL
3	HILL, Isaiah	30-30	1070:14	35.7	129-334	.386	47-153	.307	57-70	.814	15	81	96	3.2	60	1	182	67	3	39	362	12.1
53	DUSELL, Xavier	31-31	996:41	32.2	118-278	.424	85-214	.397	39-46	.848	3	63	66	2.1	50	0	17	22	4	17	360	11.6
0	YAP JR., Donavan	24-12	517:37	21.6	70-159	.440	24-67	.358	45-51	.882	3	37	40	1.7	41	0	44	42	2	13	209	8.7
21	POPE, Isaiah	29-18	779:28	26.9	84-212	.396	31-98	.316	53-68	.779	14	82	96	3.3	55	0	44	45	0	26	252	8.7
13	BOAKYE, Enoch	27-24	635:04	23.5	92-145	.634	0-0	.000	30-63	.476	63	151	214	7.9	64	1	7	45	34	16	214	7.9
35	ANDRE, Eduardo	20-18	459:14	23.0	61-101	.604	0-1	.000	23-52	.442	24	75	99	5.0	53	3	13	42	21	15	145	7.3
5	WEAVER, Jalen	31-11	644:54	20.8	83-190	.437	15-63	.238	34-57	.596	22	45	67	2.2	28	0	30	28	5	19	215	6.9
23	COLIMERO, Leo	31-11	803:56	25.9	70-128	.547	10-28	.357	52-74	.703	28	90	118	3.8	74	3	35	35	4	24	202	6.5
1	TAVERAS, Isaac	22-0	220:52	10.0	47-104	.452	0-8	.000	11-31	.355	18	23	41	1.9	27	0	10	25	1	19	105	4.8
33	VASQUEZ JR., Steven	9-0	41:20	4.6	3-13	.231	2-11	.182	0-0	.000	1	9	10	1.1	3	0	3	0	0	2	8	0.9
34	GENESTE JR., Pierre	15-0	67:13	4.5	2-8	.250	0-0	.000	3-6	.500	6	8	14	0.9	11	0	0	3	5	0	7	0.5
40	COURTNEY, Chase	6-0	34:14	5.7	1-8	.125	0-0	.000	0-0	.000	6	3	9	1.5	7	0	0	3	0	0	2	0.3
12	SIMS JR., Jeff	1-0	00:50	0.8	0-0	.000	0-0	.000	0-0	.000	0	0	0	0.0	0	0	0	0	0	0	0	0.0
10	ROBINSON, AJ	2-0	03:23	1.7	0-3	.000	0-2	.000	0-0	.000	0	0	0	0.0	0	0	0	0	0	0	0	0.0
Team											42	61	103					26				
Total		31	6275		760-1683	.452	214-645	.332	347-518	.670	245	728	973	31.4	473	8	385	383	79	190	2081	67.1
Opponents		31	6272		851-1834	.464	250-671	.373	327-475	.688	319	765	1084	35.0	491	5	418	327	119	181	2279	73.5

Team Statistics

	FRESNO	OPP
Scoring	2081	2279
Points per game	67.1	73.5
Scoring margin	-6.4	-
Field goals-att	760-1683	851-1834
Field goal pct	.452	.464
3 point fg-att	214-645	250-671
3-point FG pct	.332	.373
3-pt FG made per game	6.9	8.1
Free throws-att	347-518	327-475
Free throw pct	.670	.688
F-Throws made per game	11.2	10.5
Rebounds	973	1084
Rebounds per game	31.4	35.0
Rebounding margin	-3.6	-
Assists	385	418
Assists per game	12.4	13.5
Turnovers	383	327
Turnovers per game	12.4	10.5
Turnover margin	-1.8	-
Assist/turnover ratio	1.0	1.3
Steals	190	181
Steals per game	6.1	5.8
Blocks	79	119
Blocks per game	2.5	3.8
Winning streak	0	-
Home win streak	0	-
Attendance	61340	76407
Home games-Avg/Game	16-3834	12-6367
Neutral site-Avg/Game	-	3-4186

Team Results

Date	Opponent		Score	Att.
11/06/2023	Fresno Pacific	W	77-66	4419
11/11/2023	at Kent St.	L	69-79	2655
11/15/2023	Morgan St.	W	87-68	3433
11/21/2023	vs New Mexico St.	Wot	81-76	516
11/22/2023	vs James Madison	L	64-95	683
11/27/2023	UC Santa Barbara	L	65-69	2796
12/01/2023	vs BYU	L	56-85	11360
12/05/2023	Idaho St.	W	79-67	2638
12/09/2023	Pacific	W	89-56	3473
12/15/2023	CSU Bakersfield	W	61-58	3166
12/18/2023	Portland St.	Lot	72-75	3003
12/22/2023	at San Francisco	L	57-77	1488
12/29/2023	at San Diego	W	71-67	1197
01/03/2024	at San Diego St.	L	47-74	12414
01/06/2024	Nevada	L	57-72	5083
01/13/2024	at Wyoming	L	67-68	3763
01/16/2024	San Jose St.	W	85-82	3146
01/20/2024	at Utah St.	L	62-83	8851
01/23/2024	Boise St.	L	68-72	3872
01/27/2024	Air Force	W	84-70	4433
01/30/2024	at UNLV	L	69-78	5980
02/03/2024	Colorado St.	L	61-73	4331
02/06/2024	at San Jose St.	W	69-57	3284
02/10/2024	at Air Force	W	68-66	2287
02/14/2024	UNLV	L	65-67	2915
02/17/2024	at Boise St.	L	66-90	11595
02/24/2024	San Diego St.	L	41-73	6452
02/27/2024	Utah St.	Lot	73-77	3785
03/01/2024	at Nevada	L	66-74	9753
03/06/2024	at New Mexico	L	58-79	13140
03/09/2024	Wyoming	L	47-86	4395



2023-24 Fresno St. Men's Basketball Combined Team Statistics In Conference games

Game Records

Record	Overall	Home	Away	Neutral
ALL GAMES	4-14	2-7	2-7	0-0
CONFERENCE	4-14	2-7	2-7	0-0
NON-CONFERENCE	0-0	0-0	0-0	0-0

Score by Periods

Team	1st	2nd	OT	TOT
Fresno St.	530	615	8	1153
Opponents	666	663	12	1341

Team Box Score

No.	Player	Overall			Total			3-Point			F-Throw			Rebounds				Other				PTS	AVG
		GP-GS	MIN	AVG	FG-FGA	FG%	3FG-3FGA	3FG%	FT-FTA	FT%	OFF	DEF	TOT	AVG	PF	DQ	A	TO	BLK	STL			
53	DUSELL, Xavier	18-18	597:44	33.2	75-176	.426	52-133	.391	25-30	.833	1	35	36	2.0	36	0	6	10	3	6	227	12.6	
3	HILL, Isaiah	18-18	646:11	35.9	74-202	.366	26-89	.292	28-33	.848	10	45	55	3.1	37	1	110	35	0	25	202	11.2	
21	POPE, Isaiah	18-17	545:52	30.3	63-156	.404	26-70	.371	34-42	.810	6	62	68	3.8	39	0	32	29	0	14	186	10.3	
0	YAP JR., Donavan	11-1	194:60	17.7	32-71	.451	11-33	.333	13-16	.813	1	21	22	2.0	14	0	16	14	1	6	88	8.0	
13	BOAKYE, Enoch	14-14	350:09	25.0	46-75	.613	0-0	.000	19-35	.543	31	77	108	7.7	38	1	3	19	23	11	111	7.9	
5	WEAVER, Jalen	18-9	424:31	23.6	50-123	.407	9-43	.209	25-38	.658	17	34	51	2.8	17	0	22	16	4	12	134	7.4	
23	COLIMERO, Leo	18-6	499:38	27.8	40-69	.580	7-14	.500	30-45	.667	19	46	65	3.6	43	0	17	20	2	16	117	6.5	
35	ANDRE, Eduardo	8-7	163:14	20.4	19-36	.528	0-1	.000	3-14	.214	7	13	20	2.5	19	1	3	16	5	3	41	5.1	
1	TAVERAS, Isaac	10-0	89:51	9.0	16-43	.372	0-3	.000	3-12	.250	10	13	23	2.3	17	0	3	10	1	7	35	3.5	
33	VASQUEZ JR., Steven	6-0	34:07	5.7	2-12	.167	1-10	.100	0-0	.000	1	8	9	1.5	2	0	3	0	0	2	5	0.8	
34	GENESTE JR., Pierre	9-0	43:20	4.8	1-6	.167	0-0	.000	3-6	.500	4	6	10	1.1	10	0	0	2	4	0	5	0.6	
40	COURTNEY, Chase	5-0	32:51	6.6	1-6	.167	0-0	.000	0-0	.000	5	2	7	1.4	7	0	0	3	0	0	2	0.4	
10	ROBINSON, AJ	1-0	02:33	2.6	0-2	.000	0-1	.000	0-0	.000	0	0	0	0.0	0	0	0	0	0	0	0	0.0	
Team											21	28	49				17						
Total		18	3625		419-977	.429	132-397	.332	183-271	.675	133	390	523	29.1	279	3	215	191	43	102	1153	64.1	
Opponents		18	3625		498-1036	.481	149-395	.377	196-276	.710	181	475	656	36.4	263	1	263	177	78	86	1341	74.5	

Team Statistics

	FRESNO	OPP
Scoring	1153	1341
Points per game	64.1	74.5
Scoring margin	-10.4	-
Field goals-att	419-977	498-1036
Field goal pct	.429	.481
3 point fg-att	132-397	149-395
3-point FG pct	.332	.377
3-pt FG made per game	7.3	8.3
Free throws-att	183-271	196-276
Free throw pct	.675	.710
F-Throws made per game	10.2	10.9
Rebounds	523	656
Rebounds per game	29.1	36.4
Rebounding margin	-7.4	-
Assists	215	263
Assists per game	11.9	14.6
Turnovers	191	177
Turnovers per game	10.6	9.8
Turnover margin	-0.8	-
Assist/turnover ratio	1.1	1.5
Steals	102	86
Steals per game	5.7	4.8
Blocks	43	78
Blocks per game	2.4	4.3
Winning streak	0	-
Home win streak	0	-
Attendance	38412	71067
Home games-Avg/Game	9-4268	9-7896
Neutral site-Avg/Game	-	0-0

Team Results

Date	Opponent	Score	Att.
01/03/2024	at San Diego St.	L 47-74	12414
01/06/2024	Nevada	L 57-72	5083
01/13/2024	at Wyoming	L 67-68	3763
01/16/2024	San Jose St.	W 85-82	3146
01/20/2024	at Utah St.	L 62-83	8851
01/23/2024	Boise St.	L 68-72	3872
01/27/2024	Air Force	W 84-70	4433
01/30/2024	at UNLV	L 69-78	5980
02/03/2024	Colorado St.	L 61-73	4331
02/06/2024	at San Jose St.	W 69-57	3284
02/10/2024	at Air Force	W 68-66	2287
02/14/2024	UNLV	L 65-67	2915
02/17/2024	at Boise St.	L 66-90	11595
02/24/2024	San Diego St.	L 41-73	6452
02/27/2024	Utah St.	Lot 73-77	3785
03/01/2024	at Nevada	L 66-74	9753
03/06/2024	at New Mexico	L 58-79	13140
03/09/2024	Wyoming	L 47-86	4395

TV/PHOTO SPOT CHART



0
Donavan Yap Jr.
 G • 6-5 • 182 lbs. • Sr.
 Las Vegas, Nev.
 Arbor View HS / UNLV



1
Isaac Taveras
 G • 6-5 • 186 lbs. • Fr.
 Santo Domingo, Dominican Rep.
 North Florida Educational Institute



3
Isaiah Hill
 G • 6-0 • 170 lbs. • Sr.
 Bakersfield, Calif.
 Liberty HS / Tulsa



4
Chuks Isitua
 C • 6-10 • 226 lbs. • Jr.
 Lagos, Nigeria
 Jack Yates HS / IUPUI



5
Jalen Weaver
 G • 6-4 • 200 lbs. • Jr.
 Aurora, Colo.
 Smoky Hill HS / Nevada / Salt Lake CC



10
AJ Robinson
 G • 5-10 • 173 lbs. • R-Fr.
 Menifee, Calif.
 Santa Rosa Academy



12
Jeff Sims Jr.
 G • 6-1 • 165 lbs. • R-Fr.
 Menifee, Calif.
 Santa Rosa Academy



13
Enoch Boakye
 F • 6-11 • 250 lbs. • Jr.
 Brampton, Ontario, Canada
 George Harris Prep / Arizona State



21
Isaiah Pope
 G • 6-5 • 200 lbs. • Sr.
 Yorba Linda, Calif.
 Orange Lutheran HS / Utah Tech



23
Leo Colimero
 G/F • 6-7 • 193 lbs. • Sr.
 Sao Paulo, Brazil
 Wasatch Academy




33
Steven Vasquez Jr.
 G • 6-2 • 190 lbs. • Jr.
 Santa Maria, Calif.
 Saint Joseph HS



34
Pierre Geneste Jr.
 F • 6-11 • 230 lbs. • So.
 Port-au-Prince, Haiti
 Heritage Christian / La Tech



35
Eduardo Andre
 F • 6-11 • 248 lbs. • Sr.
 Luanda, Angola & London, England
 AZ Compass Prep / Nebraska




40
Chase Courtney
 F • 6-10 • 230 lbs. • Jr.
 Scottsdale, Ariz.
 Golden State Prep / San Jose State /
 Arizona State / San Diego City College



53
Xavier DuSell
 G • 6-4 • 200 lbs. • Sr.
 Scottsdale, Ariz.
 AZ Compass Prep / Wyoming



Justin Hutson
 Head Coach
 6th Season



Keith Brown
 Assistant Coach
 6th Season



Vonn Webb
 Assistant Coach
 2nd Season



George Aramide
 Assistant Coach
 1st Season



Nate Leal
 Director of Basketball Operations
 6th Season



Titus Shelton
 Director of Player Development
 6th Season



Charles Young
 Director of Basketball Performance
 3rd Season



Juan Torres
 Associate Director of Sports
 Medicine
 1st Season



Jazmin Pulido
 Assistant Director of Basketball
 Operations
 5th Season



Jerome Jenkins
 Special Assistant to the
 Head Coach
 2nd Season