



COLE
HENRY

TOUKO
TAINAMO

OBI
AGBIM

JORDAN
NESBITT

DONTAIE
ALLEN

KOBE
NEWTON

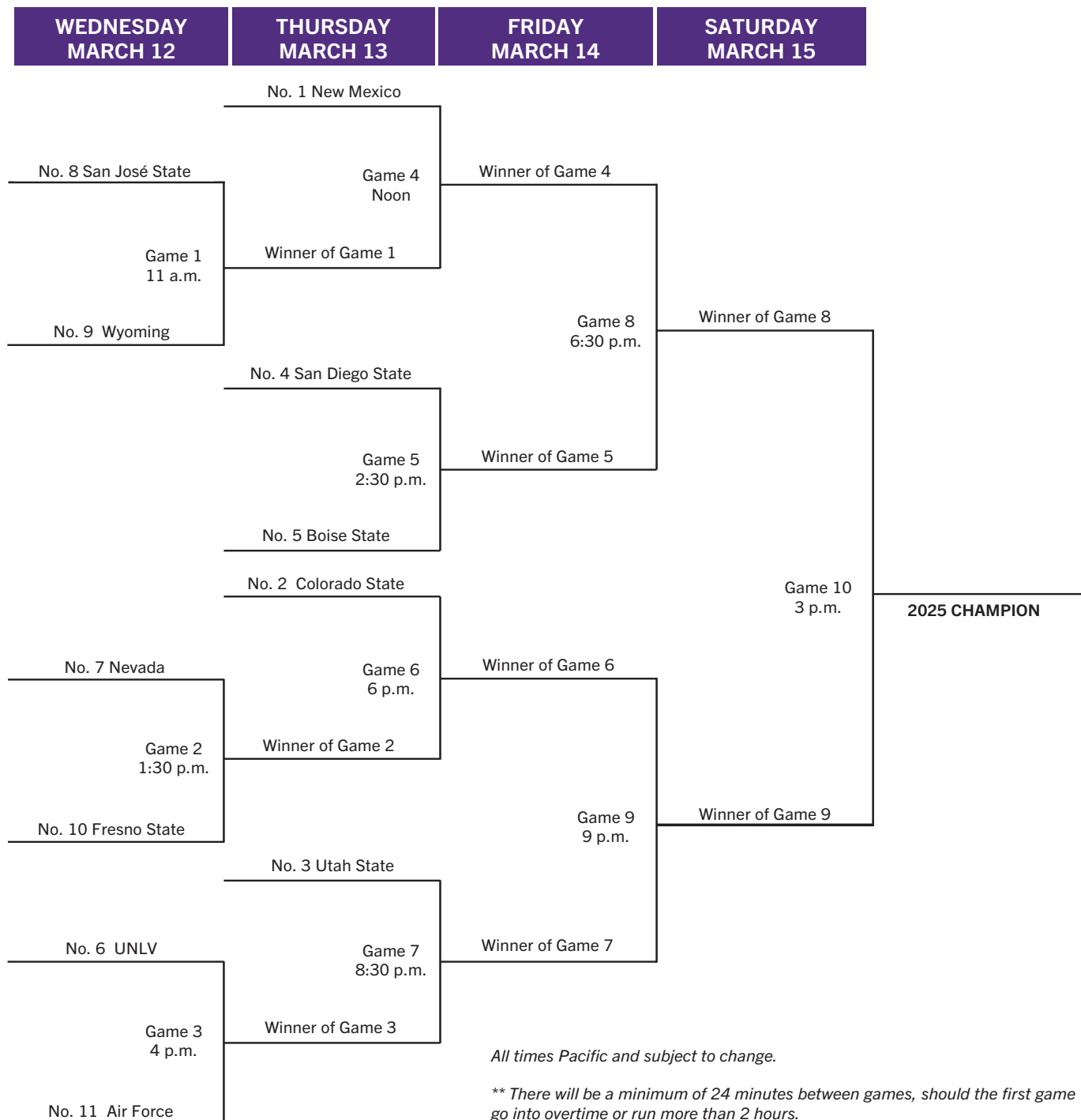
WYOMING

2024-25 COWBOY BASKETBALL

POSTSEASON GUIDE

2025 CREDIT UNION 1 MOUNTAIN WEST MEN'S BASKETBALL CHAMPIONSHIP

WEDNESDAY-SATURDAY, MARCH 12-15
THOMAS & MACK CENTER
LAS VEGAS, NEVADA



WYOMING

COWBOYS

GAME NOTES

Nick Seeman, Assistant AD for Media and Public Relations - Cell Phone: 612-741-0550 - Email: nseeman@uwyo.edu

About The Contest

Game 32: vs. No. 8 San Jose State
 Wednesday, March 12 | Noon MT
 Thomas & Mack Center | Las Vegas, Nev.
Radio: Cowboy Sports Network
Play-by-Play: Keith Kelley
Color: Kevin McKinney
Stream: MW Network
Play-by-Play: Nate Kreckman
Color: Terrence Ogelsby

Schedule

Date	Opponent	Results/Time (TV)
10/25	College of Idaho (EXH)	W, 80-63
11/4	Concordia-St. Paul	W, 108-85
11/10	Tennessee State	W, 81-66
11/13	Texas Tech	L, 49-96
11/16	Utah Tech	W, 66-69
11/22	Southeastern Louisiana	W, 64-61
11/26	Tulane#	W, 64-63
11/27	Loyola Marymount#	L, 70-73
12/4	Utah State*	L, 67-70
12/10	South Dakota	L, 81-82
12/14	BYU^	L, 49-68
12/19	Bellarmine	W, 92-55
12/22	Cal State Fullerton	W, 73-69
12/28	Nevada*	W, 66-63
12/31	Boise State*	L, 58-67
1/4	Air Force*	W, 70-65
1/7	New Mexico*	L, 53-61
1/14	Boise State*	L, 55-96
1/18	Colorado State*	L, 63-79
1/21	UNLV*	W, 63-61
1/25	San Jose State*	L, 58-67
1/28	Fresno State*	W, 83-72 OT
2/1	San Diego State*	L, 61-63
2/4	Utah State*	L, 67-71
2/8	UNLV*	L, 57-68
2/12	New Mexico*	L, 67-71
2/15	Colorado State*	L, 53-88
2/18	Air Force*	W, 69-62
2/22	San Jose State*	L, 73-82
2/25	Nevada*	L, 61-84
3/1	San Diego State*	L, 69-72
3/4	Fresno State*	L, 58-62
	Mountain West Championships	
3/12	No. 8 San Jose State \$	Noon (MWN)
3/13	Quarterfinals\$	TBA (CBSSN)
3/14	Semifinals\$	TBA (CBSSN)
3/15	Championships\$	TBA (CBS)

Bold indicates home games; Dates are tentative and subject to change.

- Cancun Challenge

^ - Game in Salt Lake City, Utah

* - Indicates Mountain West games

\$ - The 2025 Mountain West Championship will be played at the Thomas & Mack Center in Las Vegas

Did You Know

Spring is just around the corner, and March 12th is the day to participate in National Plant a Flower Day.

No. 9 Wyoming Cowboys (12-19 overall, 5-15 Mountain West)

Projected Starters

No.	Name	Pos.	Ht.	Wt.	Yr.	Hometown	PPG	RPG	APG
2	Kobe Newton	G	6-2	185	Sr.	Portland, Ore.	7.5	2.0	1.4
5	Obi Agbim	G	6-3	180	Sr.	Aurora, Colo.	17.8	3.3	3.5
7	Matija Belic	F	6-7	205	Jr.	Belgrade, Serbia	5.7	3.3	0.9
8	Cole Henry	F	6-9	240	Gr.	Oskaloosa, Iowa	6.1	3.7	1.4
11	Dontaie Allen	G	6-6	210	Sr.	Falmouth, Ky.	7.9	3.4	1.0
No.	Name	Pos.	Ht.	Wt.	Yr.	Hometown	PPG	RPG	APG
1	Nigle Cook	G	6-6	176	So.	DeLand, Fla.	0.3	0.3	0.2
3	A.J. Wills	G	6-2	160	So.	Richmond, Va.	4.8	0.9	1.6
9	Abou Magassa	F	6-7	215	RFr.	Morsang-sur-Orge, France	3.2	3.7	0.2
10	Levi Brown	G	6-0	167	RFr.	Laramie, Wyo.	0.0	0.0	0.0
12	Scottie Ebube	C	6-10	275	Jr.	Mundelein, Ill.	5.0	2.5	0.3
14	Garrett Spielman	G/F	6-7	192	Fr.	Sheridan, Wyo.	N/A		
15	Oleg Kojenets	F	7-0	228	Jr.	Kaunas, Lithuania	2.6	2.4	0.1
16	Jordan Nesbitt	G	6-6	210	Sr.	St. Louis, Mo.	8.4	6.8	1.9
22	Jehvion Starwood	G	6-3	180	Fr.	Oswego, Ill.	N/A		
25	Touko Tainamo	F	6-9	220	Sr.	Helsinki, Finland	5.6	2.0	0.7
31	Cort Roberson	G	6-0	160	Jr.	Arlington, Wash.	1.0	0.0	0.0

Head Coach:

Sundance Wicks (Northern State '03)

UW Record: 12-19 (.387), 1st Season

Overall Record: 60-65 (.480), 4th Season

Assistant Coaches:

Pat Monaghan (Lewis University), Nick Whitmore (Boise State)

Nic Reynolds (Columbia College) Shaun Vandiver (Colorado)

Tim O'Flannigan (Wyoming)



No. 8 San Jose State Spartans (14-18 overall, 7-13 Mountain West)

Projected Starters

No.	Name	Pos.	Ht.	Wt.	Yr.	Hometown	PPG	RPG	APG
0	Donavan Yap Jr.	G	6-5	175	Gr.	Las Vegas, Nev.	9.9	2.5	2.9
6	Sadaidriene Hall	F	6-5	210	Gr.	Lulphur Springs, Texas	7.5	5.1	1.7
9	Josh Uduje	G	6-5	190	Sr.	London, England	16.6	4.4	1.5
13	Jermaine Washington Jr.	G	6-0	185	Fr.	Moreno Valley, Calif.	4.4	1.6	1.0
22	Robert Vaihola	C	6-8	260	RJr.	San Mateo, Calif.	7.7	7.3	2.0
No.	Name	Pos.	Ht.	Wt.	Yr.	Hometown	PPG	RPG	APG
1	Will McClendon	G	6-3	195	RJr.	Las Vegas, Nev.	12.0	3.3	2.8
4	Adrame Diongue	C	7-0	200	Jr.	Dakar, Senegal	N/A		
5	Latrell Davis	G	6-3	210	So.	Leeds, Great Britain	11.4	3.1	1.7
7	Pasha Goodarzi	G	6-3	200	RFr.	Los Gatos, Calif.	2.6	0.6	0.2
8	Cameron Patterson	G	6-5	180	Fr.	Humble, Texas	N/A		
11	Ben Roseborough	G	6-4	205	Fr.	Sacramento, Calif.	N/A		
15	Chol Marial	C	7-2	230	Gr.	Rumbek, South Sudan	1.7	2.4	0.2
20	Christian Wise	F	6-6	205	So.	San Francisco, Calif.	N/A		
23	Ameere Britton	G	6-2	196	Jr.	Sacramento, Calif.	N/A		
24	Sadraque NgaNga	F	6-10	220	Jr.	Luanda, Angola	7.3	3.5	0.6
33	Steven Vasquez Jr.	G	6-2	190	Sr.	Santa Maria, Calif.	2.1	0.9	0.4

Head Coach:

Tim Miles (Mary '09)

SJSU Record: 52-78 (.400), 4th Season

Overall Record: 451-415 (.521), 28th Season

Assistant Coaches:

Damany Hendrix, Jeff Strohm, Ed Gipson

BY THE NUMBERS STAT COMPARISON

	PPG	OPPG	FG%	OFG%	3FG%	O3FG%	FT%	RPG	APG	TOPG	SPG	BPG
Wyoming	67.4	71.3	.439	.446	.349	.332	.653	34.8	11.8	12.8	4.2	2.8
San Jose St.	73.0	74.1	.449	.460	.348	.330	.735	34.0	13.3	11.3	5.8	3.0

Wyoming Cowboys

Know The Foe

Wyoming Quick Facts

Location:	Laramie, Wyo.
Enrollment:	11,100
President:	Edward Seidel
Athletics Director:	Tom Burman
School Colors:	Brown & Gold
Home Arena:	Arena-Auditorium
23-24 Record:	15-17
23-24 MW Record:	8-10, 8th
Starters R/L:	0/5
Letterwinners R/L:	4/10
Head Coach:	Sundance Wicks
Alma Mater:	Northern State
UW Record:	12-19, 1st Season
Overall Record:	60-65, 4th Season

San Jose State Quick Facts

Location:	San Jose, Calif.
President:	Dr. Cynthia Teniente-Matson
Director of Athletics:	Jeff Konya
Enrollment:	32,773
School Colors:	Gold, White and Blue
Affiliation:	Mountain West
Home Arena:	PCU Event Center
24-25 Record:	14-18
24-25 MW Record:	7-13
Head Coach:	Tim Miles
Alma Mater:	Mary '89
SJSU Record:	52-78, 4th Season
Overall Record:	451-416, 28th Season

San Jose State Series History

Overall Series: Wyoming leads 22-5
Series Began: Jan. 29, 1965
Wyoming Record at Home: 11-1
Wyoming Record on the Road: 9-4
Wyoming Record on Neutral Sites: 2-0
UW Head Coach Sundance Wicks vs.: 0-2
Longest UW Win Streak: 12 (2016-22)
Longest SJSU Win Streak: 2, (2025)
Largest UW Margin of Victory: 31, 111-80 in 2021
Largest SJSU Margin of Victory: 20, 64-84 in 2023
Most Points Scored by UW: 111 in 2021
Most Points Scored by SJSU: 86 in 2018
Last Meeting: Feb. 22, 2025, SJSU won 82-73 in Laramie

All-Time Meetings

Date	Score	Site
01/29/65	W 92-70	H
12/19/69	W 88-81	H
12/11/70	W 76-58	A
01/23/97	W 75-59	H
02/22/97	L 62-67	A
01/18/14	W 67-56	H
02/15/14	W 46-38	A
01/03/15	W 64-59	A
02/14/15	W 77-60	H
01/13/16	L 55-62	A
03/02/16	W 81-78	H
01/18/17	W 80-70	A
03/04/17	W 74-62	H
01/27/18	W 90-86(ot)	A
02/17/18	W 89-75	H
03/07/18	W 74-61	N
01/23/19	W 59-46	H
03/06/19	W 81-71	A
02/01/20	W 71-66	A
03/10/21	W 111-80	N
01/19/22	W 84-69	H
02/12/22	W 74-52	A
2/4/23	L 64-84	A
01/02/24	W 75-73	H
02/17/24	W 80-75	A
01/25/25	L 58-67	A
202/22/25	L 73-82	H

Pokes Face SJSU in First Round of Credit Union 1 MW Basketball Championship

The Wyoming Cowboys face the eighth-seeded San Jose State Spartans in the First Round of the 2025 Credit Union 1 Mountain West Men's Basketball Championship on Wednesday at Noon MT in the Thomas & Mack Center in Las Vegas. Wyoming is the ninth seed in the championship and have played 13 games decided by four or less points this season.

The First Round will be streamed on the Mountain West Network and the Mountain West App with Nate Kreckman on the call alongside Terrence Ogelsby.

Fans can watch, listen to the contest, as well as follow stats on GoWyo.com. The game will be broadcast live on radio over the 26 affiliate stations of the Cowboy Sports Network, as Keith Kelly will be on the call alongside Kevin McKinney.

About The Teams

Wyoming heads into the contest with a 12-19 overall recorded and finished conference play at 5-15. UW finished the regular season with a pair of loss by four points. The Pokes are shooting 43.9 percent from the field this season with opponents shooting 44.6 percent. Wyoming is shooting 34.9 percent from behind the arc and are adding 7.8 threes per game for the season. The Cowboys are grabbing 34.8 rebounds per game and are +1.9 on the glass this season.

The Spartans head into the tournament with a 14-18 overall record and finished with a 7-13 mark in conference play. San Jose State downed Fresno State on Saturday. San Jose State is averaging 73 points per game and are allowing 74.1 points per night. The Spartans are shooting 44.9 percent from the field and 34.8 percent from behind the arc averaging 8.2 three pointers per game. Opponents are shooting 46 percent from the field and 33 percent from three.

About The Players

The Cowboys are led by Obi Agbim at 17.8 points per game for fourth in the conference. He is shooting 44.4 percent from behind the arc to lead the league and rank fourth in the nation. He leads the team with 3.5 assists per game to rank No. 12 in the MW. Jordan Nesbitt added has eight double-doubles on the season for third in the conference. He adds 8.4 points per game and 6.8 rebounds per night to lead the team and rank fifth in the MW. Dontaie Allen adds 7.9 points per game and is second on the team at 9.9 points per game in conference play. Kobe Newton adds 7.5 points per game and has made 48 threes for the season.

The Spartans are led in scoring by Josh Uduje at 16.6 points per game for sixth in the conference. He is shooting 49.5 percent from the field and adds 4.4 rebounds per game. Latrell Davis adds 11.4 points per game and leads the team with 49 made three pointers. Robert Vaiholo adds 7.7 points and a team-high 7.3 rebounds per game.

About The Series

The Cowboys lead the all-time series with the Spartans 22-5, but San Jose State took both meetings this season. The two teams have met twice on a neutral floor with the Pokes winning both meetings in MW Championship including a 111-80 win in 2021.

Up Next

The winner will face top-seed New Mexico in the quarterfinals on Thursday with tip-off set for 1 p.m. MT on CBS Sports Network.

Wyoming Cowboys

MW Standings and Results (As of End of Regular Season)

Team (AP/Coaches)	W	L	Pct.	Home	Away	Neutral	W	L	Pct.	Home	Away	Neutral	Last 10	Strk
New Mexico* (RV/RV)	17	3	.850	10-0	7-3	0-0	25	6	.806	16-1	7-4	2-1	8-2	W3
Colorado State	16	4	.800	9-1	6-4	0-0	22	9	.710	14-2	7-4	1-3	8-2	W6
Utah State	15	5	.750	9-1	6-4	0-0	25	6	.806	15-2	7-4	3-0	6-4	W1
San Diego State	14	6	.700	8-2	6-4	0-0	21	8	.714	12-3	6-4	3-1	7-3	W1
Boise State (-/RV)	14	6	.700	9-2	5-4	0-0	22	9	.710	14-2	5-5	3-2	8-2	L1
UNLV	11	9	.550	6-4	5-5	0-0	17	14	.548	12-5	5-7	0-2	6-4	L1
Nevada	8	11	.421	5-5	3-6	0-0	16	14	.533	11-6	3-7	2-1	5-5	L3
San José State	7	13	.350	4-6	3-7	0-0	14	18	.438	7-8	3-9	4-1	4-6	W1
Wyoming	5	15	.250	3-7	2-8	0-0	12	19	.387	8-7	3-10	1-2	1-9	L4
Fresno State	2	18	.100	2-8	0-10	0-0	6	25	.194	5-9	1-14	0-2	1-9	L1
Air Force	1	19	.050	1-9	0-10	0-0	4	27	.129	3-13	0-14	1-0	1-9	L3

*2025 MW Regular-Season Champion, % 2025 MW Tournament Champion

24-25 MW Players of the Week

Nov. 11
Player - Nelly Junior Joseph - New Mexico
Freshman - Kyle Jorgensen - Colorado State

Nov. 18
Player - Tyson Degenhart - Boise State
Freshman - Taj Degourville - San Diego State

Nov. 25
Player - Mason Falslev, Utah State
Freshman - Elijah Price, Fresno State

Dec. 2
Player - Miles Byrd, San Diego State
Freshman - Pharoh Compton, San Diego State

Dec. 9
Player - Mason Falslev, Utah State
Freshman - Pharoh Compton, San Diego State

Dec. 16
Player - Mason Falslev, Utah State
Freshman - Jovon Milicevic, New Mexico

Dec. 23
Player Donovan Dent, New Mexico
Freshman Kyle Marshall, Air Force

Dec. 30
Player - Mason Falslev, Utah State

Jan. 6
Player - Nelly Junior Joseph, New Mexico
Freshman - Taj Degourville - San Diego State

Jan. 13
Player - Donovan Dent, New Mexico
Freshman - Abou Magassa, Wyoming

Jan. 20
Player - Dedan Thomas Jr. - UNLV
Freshman - Kyle Marshall - Air Force

Jan. 27
Player - Donovan Dent, New Mexico
Freshman - Magoon Gwath, San Diego State

Feb. 3
Player - Nelly Junior Joseph, New Mexico
Freshman - Magoon Gwath, San Diego State

Feb. 10
Player - Nelly Junior Joseph, New Mexico
Freshman - Elijah Price, Fresno State

Feb. 17
Player - Tru Washington, New Mexico
Freshman - Magoon Gwath, San Diego State

Feb. 24
Player - Tyson Degenhart, Boise State
Freshman - Pearson Carnicael, Boise State

March 3
Player - Jaden Henley, UNLV
Freshman - Brian Amuneke, Fresno State

March 10
Player - Nique Clifford, Colorado State
Freshman - Elijah Price, Fresno State

A LOOK AHEAD IN THE MW

Wednesday, March 12

No. 8 San José State vs. #9 Wyoming (MW)
11 a.m. PT
No. 7 Nevada vs. No. 10 Fresno State (MW)
1:30 p.m. PT
No. 6 UNLV vs. No. 11 Air Force (MW)
4 p.m. PT

Thursday, March 13

No. 1 New Mexico vs. San José State/Wyoming (CBSSN)
Noon PT
No. 4 San Diego State vs. No. 5 Boise State (CBSSN)
2:30 p.m. PT
No. 2 Colorado State vs. Nevada/Fresno State (CBSSN)
6 p.m. PT
No. 3 Utah State vs. UNLV/Air Force (CBSSN)
8:30 p.m. PT

Friday, March 14

MW Championship Semifinals (CBSSN)
6:30 p.m. PT
MW Championship Semifinals (CBSSN)
9 p.m. PT

Saturday, March 15

MW Championship (CBS)
3 p.m. PT

Selection Sunday

March 16

A LOOK BACK IN THE MW

Saturday, March 8

Utah State 87, Air Force 47* (KMYU/MWN)
San José State 92, Fresno State 68* (MWN)
San Diego State 80, Nevada 61* (FS1)

Friday, March 7

Colorado State 83, Boise State 73* (FS1)
New Mexico 81, UNLV 67* (CBSSN)

Tuesday, March 4

New Mexico 71, Nevada 67* (CBSSN)
Boise State 80, Air Force 57* (Altitude2/MWN)
Colorado State 83, San José State 56* (MWN)
Fresno State 62, Wyoming 58* (MWN)
UNLV 74, San Diego State 67* (CBSSN)

Saturday, March 1

New Mexico 92, Air Force 71* (MWN)
Colorado State 93, Utah State 66* (FS1)
Boise State 66, Fresno State 61* (MWN)
San Diego State 72, Wyoming 69* (CBSSN)

Friday, February 28

UNLV 68, Nevada 55* (FS1)

Wednesday, February 26

Boise State 82, Utah State 65* (FS1)

Tuesday, February 25

Colorado State 77, Air Force 55* (Altitude2/MWN)
Nevada 84, Wyoming 61* (NSN/MWN)
UNLV 77, San José State 71* (MWN)
San Diego State 73, New Mexico 65* (FS1)

Saturday, February 22

Air Force 72, Fresno State 69* (OT) (Altitude2/MWN)
San José State 82, Wyoming 73* (MWN)
Boise State 70, Nevada 69* (FS1)
Utah State 79, San Diego State 71* (CBSSN)
Colorado State 61, UNLV 53* (CBSSN)

Wednesday, February 19

Utah State 105, San José State 57* (KMYU/MWN)
Boise State 86, New Mexico 75* (CBSSN)

Game 31: Wyoming 58 Fresno State 62 March 4, 2025 | Fresno, Calif. | Save Mart Center



Official Basketball Box Score - Final
Wyoming at Fresno St.
03/04/25 Save Mart Center, Fresno
2024-25 Men's Basketball

Game Time: 7:00 PM
Game Duration: 1:56

Officials: Verne Harris, Blanca Burns, Jordan Love

Wyoming - 58

Record: 12-19 (5-15)

NO.	Name	Min	Shooting Performance										pts	+/-			
			FG	3P	FT	Rebounds	Fouls	TP	AS	TO	ST	Blocks					
8	Cole Henry	F 26:13	2-7	0-0	0-0	3	2	5	3	0	4	2	1	0	0	6	
2	Kobe Newton	G 35:38	5-12	5-11	0-0	0	3	3	2	2	15	1	2	0	0	8	
5	Oti Agbim	G 40:00	6-18	5-16	0-0	0	2	2	1	3	17	5	1	3	0	4	
7	Majia Bello	G 35:38	0-3	0-2	1-2	0	1	1	4	1	1	1	0	1	0	0	
11	Dontaie Allen	G 37:20	4-12	2-9	4-4	2	3	5	5	3	14	1	0	0	1	2	
9	Abou Magassa	G 01:24	0-1	0-0	0-0	0	0	0	0	0	0	0	0	0	1	5	
25	Touko Tainamo	G 19:32	1-4	0-0	1-4	4	4	8	1	3	3	0	0	1	1	0	
12	Scottie Elabe	G 19:47	3-2	0-0	0-0	1	2	3	2	0	4	0	2	0	1	0	
16	Jordan Nesbitt	G 20:38	0-2	0-2	0-0	3	2	5	3	0	1	0	1	0	1	0	
Team																	
Totals			20-61	12-40	6-10	14	19	33	23	15	52	14	7	5	4	2	4

Technical Fouls: NONE

Fresno St. - 62

Record: 6-24 (2-17)

Shooting By Period															
NO.	Name	Min	FG	3P	FT	Rebounds	Fouls	TP	AS	TO	ST	Blocks	pts	+/-	
3	Elijah Price	32:28	4-9	2-5	6-10	5	8	13	3	8	16	0	4	1	
8	Alex Crawford	39:18	5-12	0-3	5-6	5	6	11	3	3	15	2	3	0	
23	Mor Sack	25:16	1-3	0-0	1-2	2	7	9	2	2	3	0	1	0	
10	Zaion Collins	38:37	4-10	1-4	6-8	1	3	4	1	6	15	4	2	0	
21	Brian Amuneke	35:42	3-11	3-4	2-2	2	2	4	3	11	0	0	0	0	
7	Pierre Geneste Jr.	11:48	0-1	0-0	0-0	2	1	3	1	0	0	0	1	0	
0	Jasir Tremble	16:51	1-5	0-2	0-0	0	1	1	2	1	2	0	0	0	
Team						0	0	0	0	0	1				
Totals			18:51	16-51	6-18	20-28	17	28	45	15	23	62	6	12	3
Dead Ball Rebounds: 5															

Technical Fouls: NONE

	WYO	FST	Points from Turnovers	WYO	FST	Period by Period Scoring
Biggest lead	3 (2 nd 4:11)	9 (2 nd 15:50)	16	7		1st 2nd TOT
Best Scoring Run	10 (2 nd 11:45)	10 (1 st 14:40)	14	24		WYO 24 34 58
Lead Changes	10		Second Chance	12	14	
Times Tied	7		Fast Breaks	4	3	
Time with Lead	06:59	29:42	Bench	7	2	FST 27 35 62

Cowboy Offense Goes Cold in Road Loss at Fresno State, 62-58

The Wyoming Cowboys could not overcome cold shooting closing the regular season with a 62-58 road loss at Fresno State on Tuesday night in the Save Mart Center in Fresno, Calif. Wyoming knocked down 12 threes in the contest, but were outscored at the free throw line by 14.

"When you play a zone, you are going to half to hit shots, but the story is rebounding, Fresno State looked like we did against San Diego State and they had three guys rebound our entire team and it is a game of toughness," UW head coach Sundance Wicks said.

Both teams shot under 40 percent in the contest with Wyoming shooting only 32.8 percent. Wyoming did hit 12 threes in the game but was held to only 30 percent. Fresno State shot 35.3 percent from the field and 71.4 percent from the line with 20 makes Fresno State dominated the glass at 45-33 and held the Pokes to only 14 points in the paint.

The Pokes were led in scoring by Obi Agbim scoring 17 points and five threes, as he scored all his points in the second half. Agbim has scored in double-figures in all but one game this season. Kobe Newton added 15 points for his tenth game in double figures this season. He knocked down five threes on the night. Dontaie Allen recorded 14 points for his 12th game in double-figures this season. He has scored 10 or more points in the first half in back-to-back games. Touko Tainamo added eight rebounds in the contest to lead the team. It tied a season-high

Preseason MW Info

Rank	Team (First-Place Votes) -Points
1.	Boise State (19) - 276
2.	New Mexico (1) - 233
3.	Nevada (1) - 219
4.	San Diego State (2) - 213
5.	UNLV (2) - 178
6.	Utah State (1) - 169
7.	Colorado State - 160
8.	San José State - 88
9.	Wyoming - 67
10.	Fresno State -62
11.	Air Force - 51

2024-25 PRESEASON ALL-MOUNTAIN WEST TEAM

Pos.	Name	Team
G	Alvaro Cardenas	Boise State
F	Tyson Degenhart	Boise State
F	O'Mar Stanley	Boise State
G	Nique Clifford	Colorado St.
F	Nick Davidson	Nevada
G	Donovan Dent	New Mexico
C	Nelly Junior Joseph	New Mexico
G	Reese Waters	San Diego St.
G	Dedan Thomas Jr.	UNLV
G	Ian Martinez	Utah State

Preseason Player of the Year

Tyson Degenhart, Sr., F, Boise State

Preseason Newcomer of the Year

Kobe Sanders, G, Sr., Nevada

Preseason Freshman of the Year

Pharaoh Compton, F, San Diego State

Pokes Insider Stories



In The MW Championship: The Wyoming Cowboys will play their 41st game in the MW Championship on Wednesday. The Pokes are 16-24 all-time in the tournament and own one tournament title coming in 2015. Wyoming and San Jose State met in the First Round in 2021 with the Cowboys earning a 111-80 win over the Spartans. Sundance Wicks was an assistant for the Cowboys that season. UW is 2-0 against SJSU in the MW Championships.

Conference Championship History: The Cowboys are 26-37 all-time in conference tournament games dating back to the Western Athletic Conference Tournament in 1984.

Cowboys on Neutral Floors: The Pokes will play their fourth game on a neutral floor against San Jose State at the Credit Union 1 Mountain West Men's Basketball Championship. The Pokes are 1-2 on neutral floors this season with a win against Tulane and a pair of loses Loyola Marymount and BYU. Obi Agbim has averaged 20.7 points per game this season on neutral floors.

Newton from the Arc: Guard Kobe Newton tied a career-high with five threes at Fresno State. He has hit five threes against Utah State and Cal State Fullerton with all of those contests on the road. He scored in double-figures for the 10th time this season and 13th in his career at Fresno State. He has made 48 threes this season for second on the team.

Agbim in Second Half: Guard Obi Agbim recorded 17 points at Fresno State to lead the team. He also added five threes with all of his points coming in the second half. His five threes in the second half was the most in a frame this season.

Splash Brothers: Guards Obi Agbim and Kobe Newton combined for 10 of Wyoming's 12 three-pointers against at Fresno State. The two have combined for 127 threes for the season, which is 53 percent of the total makes this season.

A Note on Wicks: Head coach Sundance Wicks served as the acting head coach for the Cowboys during the First Round of the 2023 MW Championships. The Cowboys fell to New Mexico in the contest.

Double-Digit Threes: The Pokes hit 12 threes at Fresno State marking the seventh game this season with double-digit three pointers. The Pokes had hit eight in each of the three previous games. UW adds 7.8 per game on the season for x in the conference.

Opponents Under 40: The Cowboys held Fresno State to 35.3 percent from the field in the regular season finale. That number marked the 10th game this season that an opponent has shot 40 percent or less from the field.

Back in Vegas: The Cowboys defeated UNLV in its contest at the Thomas and Mack Center Earlier this season. Wyoming hit a then season-best 14 threes and shot 50 percent from behind the arc for the night. Obi Agbim went 5-of-9 from behind the arc in that contest for the Brown and Gold.

Wyoming Cowboys

Pokes in the Pros

Larry Nance Jr. - Atlanta Hawks
 Francisco Cruz - Mersin BBSK (Turkey)
 Hunter Maldonado - MHP Riesen (Germany)
 Josh Adams - Brisbane Bullets (Australia)
 Alan Herndon - Dzedek (Hungary)
 Derek Cooke Jr. - Pistoria (Italy)
 Sam Griffin - Lavrio (Greece)
 Akuel Kot - Fox BC (South Sudan)
 Drake Jeffries - Sheffield Sharks (United Kingdom)
 Nathan Sobey - Melbourne Phoenix- (Australia)
 Hayden Dalton - Uralmash (Russia)
 Jordan Naughton - Amager (Denmark)
 Mory Correa - Cambrai (France)
 A.J. Banks - Angeles de Ciudad de Mexico (Mexico)
 Mason Walters - Kouvot Kouvola (Finland)
 Luke Martinez - Capitanes de Ciudad (NBA G-League)
 Justin James - Alftanes (Iceland)



Media Guide



About The Three-Ball: The Cowboys have made 241 threes this season, as that number is tied for ninth in single-season school history with last season's team that hit the same number.

3-POINT FIELD GOALS MADE

1.	369	2016-17	(38 games)	6.	260	2019-20	(33 games)
2.	307	2015-16	(31 games)	7.	251	2020-21	(25 games)
3.	304	2017-18	(33 games)	8.	248	2018-19	(32 games)
4.	275	2021-22	(34 games)	9.	241	2023-24	(32 games)
5.	268	2022-23	(31 games)		241	2024-25	(31 games)

Agbim Behind the Arc: Guard Obi Agbim has hit 79 threes this season after making five against Fresno State. He is tied for ninth in single season school history in three pointers. Agbim is hitting 44.4 percent of his shots, which ranks sixth in single-season school history.

3-POINT FIELD GOALS MADE

1.	Sean Ogirri	2008-09	109	6.	Jason McManamen	2016-17	86
2.	Josh Adams	2015-16	96	7.	Hayden Dalton	2017-18	85
3.	Drake Jeffries	2021-22	94	8.	Luke Martinez	2011-12	81
4.	Jake Hendricks	2019-20	91	9.	Derrious Gilmore	2012-13	79
5.	Jason McManamen	2015-16	92		Obi Agbim	2024-25	79

Did You Know: Guard Dontaie Allen helped lead Western Kentucky to the NCAA Tournament a season ago winning their first Conference USA Tournament title. He was 5-of-10 from behind the arc in the tournament and averaged nearly 10 points per game. Agbim also led his team last season to a RMAC Tournament Title with 33 points in the finals.

Agbim in the 20's: Guard Obi Agbim led all scorers with 21 points against San Diego State. It marked his 10th game this season with 20 or more points. He adds 17.8 points per game for the season to rank fourth in the conference. He is scoring 16.9 points per game in conference play this season.

Allen Back in Double-Figures: Guard Dontaie Allen added 16 points for the Pokes against San Diego State and added 14 at Fresno State for his 10th and 11th games in conference play in double-figures. He has scored 17 points per game in both contests against San Diego State. He ranks second on the team in scoring in conference play at 9.9 points per game.

Belic Adds Spark Off bench: Guard Matija Belic added 12 points off the bench for the Cowboys against San Diego State. It was his third game in double-figures this season doing so against Bellarmine and Air Force, a contest in which he scored a season-high 13 points. He knocked down two threes against the Aztecs tying a season best.

On The Glass: The Pokes are grabbing 34.8 rebounds per game for the season to rank sixth in the conference. UW held a 39-22 advantage against San Diego State marking the eighth game UW has had +10 or more rebounds than the opponent. In fact, UW in the last three games is +17 on the glass over the last four games.

Big Advantage on the Glass: The Pokes were +17 on the glass against San Diego State on Saturday. It was the highest rebound margin for the Cowboys in a conference game since being +23 against Fresno State on Jan. 31, 2023.

Wyoming Cowboys

Cook-ing: Wyoming sophomore Nigle Cook appeared in the season opener last season, but did not appear in any more games. He is back and added six points in the exhibition game against College of Idaho. He was 2-of-3 from behind the arc.

Looks Familiar: Wyoming guard A.J. Wills had a solid freshman season at Holy Cross. He appeared in 22 games last season with three starts for the Crusaders. He averaged 16 minutes a game. He finished his freshman season averaging 5.5 points and one assist per game. He has appeared in the movie Shooting Stars and the series Swagger.

Oleg Last Season: Wyoming forward Oleg Kojenets appeared in 28 games for the Cowboys in his first season with the program. He averaged 3.7 points and 2.5 rebounds per game averaging just under 10.

Dunk Tracker

Scottie Ebube - 22
Obi Agbim - 4
Cole Henry - 9
Oleg Kojenets - 6
Jordan Nesbitt - 6
Abou Magasa - 13
Matija Belic - 1
Dontaie Allen - 1



Ebube and Minutes: Center Scottie Ebube has played 48 minutes over the last three games for his longest stretch of play in back-to-back-to-back. He averaged 6.3 points per game and 3.7 rebounds. He was also 9-of-9 from the field. In his only meeting against San Jose State this season, Ebube scored a career-high 22 points on 11 made field goals.

Close, But No Cigar: The Pokes have lost eight games this season by four or fewer points and back-to-back games. Of those seven losses five of them came against teams in the MW that are projected to make the NCAA Tournament. The Pokes are 5-8 this season in games decided by four or fewer points.

Second Chances: The Pokes scored 15 points off second chances against San Diego State and 12 at Fresno State. The Cowboys have scored 10 or more points off the offensive glass 12 times this season. UW is averaging just over 11 points per game on the offensive glass in the last five games.

Newton Finds Rhythm: Guard Kobe Newton found his rhythm against Nevada. He recorded 16 points in the contest for his first points in three games. He has hit nine threes in his last three games.

Magassa Trending Up: Forward Abou Magassa played a career-high 29 minutes at Nevada. He played a career-high in back-to-back games after 27 against San Jose State. He recorded eight points and eight rebounds against the Wolf Pack, as his eight rebounds was a high in a conference game. He is shooting 73.2 percent from the field this season and hasn't missed more than one shot in a game all year.

On The Glass: The Cowboys held a 34-33 advantage on the glass against San Jose State. UW won the battle on the glass against Air Force marking back-to-back games with the lead on the boards. It is the first time in conference play that the Pokes have done that and the first time since Southeastern Louisiana and Tulane.

Nesbitt Notches Season High: Guard Jordan Nesbitt recorded a season-high 18 points for the Pokes against San Jose State. His previous season-high was 15 points against Tennessee State. He also tied for the team lead with 6.9 rebounds on the night. He is second on the team in scoring at 8.6 points per game.

Agbim and His Minutes: Guard Obi Agbim recorded a season-high 39 minutes played against San Jose State and SDSU. He added 20 points to lead the team in scoring. He leads the team at nearly 34 minutes played per game for the season, as that number ranks seventh in the Mountain West.

Oh Henry: Forward Cole Henry had a career day for the Pokes against Air Force. He recorded a career-best 16 points in the contest and grabbed a season high nine rebounds. He now has 174 points this season for the highest in his career after adding 11 against San Jose State. He also recorded a career-high eight field goals against the Falcons.

Wyoming Cowboys

Active Scoring Leaders



#5 OBI AGBIM
1,331 CAREER POINTS



JORDAN NESBITT
1,283 CAREER POINTS



TOUKO TAINAMO
1,251 CAREER POINTS

Cowboy Bench: The Cowboy bench is averaging 22.8 points per game for the season for third in the conference. UW had 26 against at Nevada and 24 against SDSU and has scored above their season average 12 times this season.

Nesbitt on the Glass: Guard Jordan Nesbitt hauled in 10 rebounds against Air Force for his ninth game this season with 10 or more rebounds. He has double-doubles in eight of those games. He ranks fifth in the conference grabbing 6.8 rebounds per game this season.

Second Half Shooting: The Pokes shot 60.9 percent in the second half against Air Force on their way to the win. Wyoming was 11-of-18 inside the arc and 3-of-5 outside of it. It marked the 13th game of shooting over 50 percent in the second half.

Double-Digit Comeback: The Pokes were down by as much as 12 points in the first half with 6:32 remaining in the frame against Air Force. The Pokes erased that to take the win and the second largest comeback this season after being down 16 to Tulane. UW was down nine points against Air Force earlier this season.

A Big Run: The Pokes used a 19-2 run to rally past Air Force. The run included Wyoming going on an 11-0 run in the final 10 minutes of the contest. It was the largest since a 12-0 run against Fresno State on Jan. 28.

Starting Lineups: The Cowboys have used 16 different starting lineups this season. That number is for the lead nationally. San Diego has used 15 different starting lineups this season.

Obi from Deep: Guard Obi Agbim was 3-of-3 from behind the arc at Colorado State and tied for the team lead with 15 points. He added four threes against Air Force and had four against SJSU and three against SDSU and five against Fresno State. He has now hit three or more three-pointers in 15 games this season. He has made 79 on the season and is knocking down 2.8 per game for the season for second in the MW.

Hot Shooting First Half: The Cowboys shot 61.5 percent from the field in the first half at New Mexico. It was the third-highest field goal percentage in the first half this season after shooting 63.6 percent in the opening frame at Cal State Fullerton and 75.9 percent against Bellarmine. UW has shot 50 percent or better in the first half six times.

50 Percent or Better from Behind the Arc: the Cowboys also over 50 percent from the arc at New Mexico also at 53.8 percent. UW was 7-of-13 in the contest and have now shot 50 percent or better from the three point line in six games this season.

50 Percent or Better from Field: The Pokes finished the contest at New Mexico shooting 53.8 percent from the field. It marked the eighth game this season shooting 50 percent or better from the field in a contest and the first since shooting 57 percent at Air Force.

Wills Steps Up: Guard A.J. Wills played big minutes with Kobe Newton out with an illness against at New Mexico. Wills recorded 12 points for his fourth game this season in double-figures. It was the most points since scoring 17 against Boise State on New Year's Eve.

Numerical Roster

No.	Name	Pos.	Ht.	Wt.	Cl.	Exp.	Hometown (Last School)
1	Nigle Cook	G	6-6	176	So.	1L	Deland, Fla. (DME Academy)
2	Kobe Newton	G	6-2	185	Sr.	1L	Portland, Ore. (Fullerton College)
3	A.J. Wills	G	6-2	160	So.	TR	Richmond, Va. (Holy Cross)
5	Obi Agbim	G	6-3	180	Sr.	TR	Aurora, Colo. (Fort Lewis College)
7	Matija Belic	F	6-7	205	Jr.	TR	Belgrade, Serbia (UC Santa Barbara)
8	Cole Henry	F	6-9	240	Gr.	TR	Oskaloosa, Iowa (Northern Iowa)
9	Abou Magassa	F	6-7	215	RFr.	TR	Morsang-sur-Orge, France (Saint Louis)
10	Levi Brown	G	6-0	167	RFr.	RS	Laramie, Wyo. (Laramie)
11	Dontaie Allen	G	6-6	210	Sr.	TR	Falmouth, Ky. (Western Kentucky)
12	Scottie Ebube	C	6-10	275	Jr.	TR	Mundelein, Ill. (Southern Illinois)
14	Garrett Spielman	G/F	6-7	192	Fr.	HS	Sheridan, Wyo. (Sheridan)
15	Oleg Kojenets	F	7-0	228	Jr.	1L	Kaunas, Lithuania (Nebraska)
16	Jordan Nesbitt	G	6-6	210	Sr.	TR	St. Louis, Mo. (Hampton)
22	Jehvion Starwood	G	6-3	180	Fr.	HS	Oswego, Ill. (Oswego East)
25	Touko Tainamo	F	6-9	220	Sr.	TR	Helsinki, Finland (Denver)
31	Cort Roberson	G	6-0	160	Jr.	2L	Arlington, Wash. (Stanwood)

Alphabetical Roster

No.	Name	Pos.	Ht.	Wt.	Cl.	Exp.	Hometown (Last School)
5	Obi Agbim	G	6-3	180	Sr.	TR	Aurora, Colo. (Fort Lewis College)
11	Dontaie Allen	G	6-6	210	Sr.	TR	Falmouth, Ky. (Western Kentucky)
7	Matija Belic	F	6-7	205	Jr.	TR	Belgrade, Serbia (UC Santa Barbara)
10	Levi Brown	G	6-0	167	RFr.	RS	Laramie, Wyo. (Laramie)
1	Nigle Cook	G	6-6	176	So.	1L	Deland, Fla. (DME Academy)
12	Scottie Ebube	C	6-10	275	Jr.	TR	Mundelein, Ill. (Southern Illinois)
8	Cole Henry	F	6-9	240	Gr.	TR	Oskaloosa, Iowa (Northern Iowa)
15	Oleg Kojenets	F	7-0	228	Jr.	1L	Kaunas, Lithuania (Nebraska)
9	Abou Magassa	F	6-7	215	RFr.	TR	Morsang-sur-Orge, France (Saint Louis)
16	Jordan Nesbitt	G	6-6	210	Sr.	TR	St. Louis, Mo. (Hampton)
2	Kobe Newton	G	6-2	185	Sr.	1L	Portland, Ore. (Fullerton College)
31	Cort Roberson	G	6-0	160	Jr.	2L	Arlington, Wash. (Stanwood)
14	Garrett Spielman	G/F	6-7	192	Fr.	HS	Sheridan, Wyo. (Sheridan)
22	Jehvion Starwood	G	6-3	180	Fr.	HS	Oswego, Ill. (Oswego East)

Starters and Lettermen Returning/Lost

Starters Returning (0)

Starters Lost (5)

No.	Name	Pos.	Ht.	Wt.	Cl.	Exp.	PPG	RPG	APG	GP/GS
3	Sam Griffin	G	6-3	188	Sr.	1L	16.9	3.7	3.4	32/32
13	Akuel Kot	G	6-2	167	Sr.	1L	14.0	2.5	2.0	32/32
33	Mason Walters	F	6-9	221	Gr.	1L	12.2	5.4	2.1	22/22
1	Brendan Wenzel	G	6-7	208	Sr.	3L	11.6	5.1	1.5	31/31
44	Caden Powell	F	6-10	220	So.	2L	5.4	4.6	1.3	32/31

Lettermen Returning (4)

No.	Name	Pos.	Ht.	Wt.	Cl.	Exp.	PPG	RPG	APG	GP/GS
1	Nigle Cook	G	6-6	176	So.	1L	6.0	2.0	0.0	1/0
2	Kobe Newton	G	6-2	185	Sr.	1L	4.5	1.9	0.6	20/0
15	Oleg Kojenets	F	7-0	228	Jr.	1L	3.7	2.5	0.1	28/0
31	Cort Roberson	G	6-0	160	Jr.	2L	1.5	0.1	0.0	8/0

Redshirts (1)

No.	Name	Pos.	Ht.	Wt.	Cl.	Exp.	Hometown (Last School)
10	Levi Brown	G	6-0	167	RFr.	RS	Laramie, Wyo. (Laramie)

Redshirts/Newcomers

Newcomers (11)

No.	Name	Pos.	Ht.	Wt.	Cl.	Exp.	Hometown (Last School)
3	A.J. Wills	G	6-2	160	So.	TR	Richmond, Va. (Holy Cross)
5	Obi Agbim	G	6-3	180	Sr.	TR	Aurora, Colo. (Fort Lewis College)
7	Matija Belic	F	6-7	205	Jr.	TR	Belgrade, Serbia (UC Santa Barbara)
8	Cole Henry	F	6-9	240	Gr.	TR	Oskaloosa, Iowa (Northern Iowa)
9	Abou Magassa	F	6-7	215	RFr.	TR	Morsang-sur-Orge, France (Saint Louis)
11	Dontaie Allen	G	6-6	210	Sr.	TR	Falmouth, Ky. (Western Kentucky)
12	Scottie Ebube	C	6-10	275	Jr.	TR	Mundelein, Ill. (Southern Illinois)
14	Garrett Spielman	G/F	6-7	192	Fr.	HS	Sheridan, Wyo. (Sheridan)
16	Jordan Nesbitt	G	6-6	210	Sr.	TR	St. Louis, Mo. (Hampton)
22	Jehvion Starwood	G	6-3	180	Fr.	HS	Oswego, Ill. (Oswego East)
25	Touko Tainamo	F	6-9	220	Sr.	TR	Helsinki, Finland (Denver)

PRONUCATIONS

#5 OBI AGBIM (AG - LIKE AGGIE - BIM)
 #7 MATIJA BELC (MAH-TEE-UH BELL-ITCH)
 #12 SCOTTIE EBUBE (eh-BOO-bay)
 #9 ABOU MAGASSA (MUH-GOSS-UH)
 #15 OLEG KOJENETS (O-LEG KO-YAH-NETS)
 #22 JEHVION STARWOOD (JAY-VEE-ON)
 #25 TOUKO TAINAMO (TOE-coe TINE-ammo (rhymes dynamo))

Roster Breakdown

By Class

Graduate (1)

Cole Henry	F	6-9	240
------------	---	-----	-----

Seniors (5)

Obi Agbim	G	6-3	180
Dontaie Allen	G	6-6	210
Jordan Nesbitt	G	6-6	210
Kobe Newton	G	6-2	185
Touko Tainamo	F	6-9	220

Juniors (4)

Matija Belic	F	6-7	205
Scottie Ebube	C	6-10	275
Oleg Kojenets	F	7-0	228
Cort Roberson	G	6-0	160

Sophomores (2)

Nigle Cook	G	6-6	176
A.J. Wills	G	6-2	160

Redshirt Freshman (2)

Levi Brown	G	6-0	167
Abou Magassa	F	6-7	215

Freshmen (2)

Garrett Spielman	G/F	6-3	192
Jehvion Starwood	G	6-3	180

By Position

Guards (10)

Garrett Spielman	G/F	6-3	192
Jehvion Starwood	G	6-3	180
Levi Brown	G	6-0	167
Nigle Cook	G	6-6	176
A.J. Wills	G	6-2	160
Cort Roberson	G	6-0	160
Obi Agbim	G	6-3	180
Dontaie Allen	G	6-6	210
Jordan Nesbitt	G	6-6	210
Kobe Newton	G	6-2	185

Forwards/Centers (6)

Abou Magassa	F	6-7	215
Matija Belic	F	6-7	205
Scottie Ebube	C	6-10	275
Oleg Kojenets	F	7-0	228
Touko Tainamo	F	6-9	220
Cole Henry	F	6-9	240

By High School or Transfer


High School (4)

Garrett Spielman	G/F	6-3	192
Jehvion Starwood	G	6-3	180
Levi Brown	G	6-0	167
Nigle Cook	G	6-6	176

Transfers (12)

A.J. Wills	G	6-2	160
Cort Roberson	G	6-0	160
Obi Agbim	G	6-3	180
Dontaie Allen	G	6-6	210
Jordan Nesbitt	G	6-6	210
Kobe Newton	G	6-2	185
Abou Magassa	F	6-7	215
Matija Belic	F	6-7	205
Scottie Ebube	C	6-10	275
Oleg Kojenets	F	7-0	228
Touko Tainamo	F	6-9	220
Cole Henry	F	6-9	240

Wyoming Cowboys



Nigle Cook
G, 6-6, 176, So.
DeLand, Fla.



Kobe Newton
G, 6-2, 178, Sr.
Portland, Ore.



A.J. Wills
G, 6-2, 160, So.
Richmond, Va.



Obi Agbim
G, 6-3, 180, Sr.
Aurora, Colo.



Matija Belic
F, 6-7, 205, Jr.
Belgrade, Serbia



Cole Henry
F, 6-9, 240, Gr.
Oskaloosa, Iowa



Abou Magassa
F, 6-7, 215, So.
Morsang-sur-Orge,
France



Levi Brown
G, 6-0, 167, RFr.
Laramie, Wyo.



Dontaie Allen
G, 6-6, 210, Sr.
Falmouth, Ky.



Scottie Ebube
C, 6-10, 275, Jr.
Mundelein, Ill.



Garrett Spielman
G-F, 6-7, 192, Fr.
Sheridan, Wyo.



Oleg Kojenets
F, 7-0, 228, Jr.
Kaunas, Lithuania



Jordan Nesbitt
G, 6-6, 210, Sr.
St. Louis, Mo.



Jehvion Starwood
G, 6-3, 180, Fr.
Oswego, Ill.



Touko Tainamo
F, 6-9, 220, Sr.
Helsinki, Finland



Cort Roberson
G, 6-0, 160, Jr.
Arlington, Wash.



Sundance Wicks
Head Coach
1st Season

Wyoming Cowboys

THE PLAYERS ACCORDING TO WICKS

The following is Coach Wicks' player-by-player analysis of the 2024-25 lineup:

BY NUMBER

#1 Nigle Cook Guard

"He's got all the metrics you look for in a shooting guard. If he can defend his position at a high level, I think it would be really hard to take him off the floor."

#2 Kobe Newton Guard

"He's old, a sixth-year senior, so we're really going to rely on his veteran experience. We need his consistency from being a Cowboy to shine through in a mature way and help our guys understand what Laradise is about, what the University of Wyoming is about. That can pay dividends for us."

#3 A.J. Wills Guard

"He's a classic point guard. He's a setup guy, he sees it well and he's classically trained in the ways of the PG, almost to the fault where he's always reading, and we need him to be more aggressive and put the defense on their heels."

#5 Obi Agbim Guard

"I love that he's local, I love that he's from right down the road. That stuff goes a long way for our fan base to have a connection to a kid from Aurora. They like when guys from their backyard decide to become Pokes, and we've had a lot of success with Colorado kids in the past." "I love that he's local, I love that he's from right down the road. That stuff goes a long way for our fan base to have a connection to a kid from Aurora. They like when guys from their backyard decide to become Pokes, and we've had a lot of success with Colorado kids in the past."

#7 Matija Belic Forward

"The ultimate connector. He can shoot it, he's always in the right position, he's a smart position player who understands the game of basketball. Those are the type of guys that can play basketball for a long time. They don't have to rely on their athletic ability and their God-given talent, they're just smart enough to understand every single position on the floor."

#8 Cole Henry Forward

"He is like Jake Taylor from Major League. He's the catcher who has one last ride here. We want to make sure his body holds up and everything holds up for him, not put too much wear and tear on him, but I'm going to rely on him especially early a lot because of the veteran status that he has. He has seen it all and won championships."

#9 Abou Magassa Forward

"He's a monster defensively. He rebounds and defends at a high major level and that's going to get him on the floor. We're going to play a physical brand of basketball, and your fours and fives have to be physical."

#10 Levi Brown Guard

"Levi has got some game and people don't realize that. When I first got here, I saw him at open gym a couple time and was like, all right, you can play. Sometimes it's him believing that he's good enough. He can go out there and give dudes that have been playing college basketball for a couple years some buckets."

#11 Dontae Allen Guard

"He has an old soul. Dontae has seen a lot, done a lot, he's from a small town in Kentucky. When you're from a small town you had better have people skills because you're going to see the same people every single day. I think he understands what it means to be in a community and be part of something bigger than himself."

#12 Scottie Ebube Center

"He has all the gifts, all the tools. He has immaculate touch around the rim. I don't know if I've seen a guy with as good a touch through contact as Scottie. He's got feet, he's got hands, he's got physicality, he's got heart. It's the head that must come together. That's the only thing that stops him from being great."

#14 Garrett Spielman Guard

"He's an everyday dude that brings the juice and he's what you want in the locker room, he's what you want out of a teammate, he's what you want out of a competitor. When he gets in at practice he goes full tilt. I don't mind guys when they make mistakes as long as they're going hard, and he goes hard every single possession."

#15 Oleg Kojenets Forward

"He has to understand that he is 7 feet tall sometimes. I tell him that sometimes he wants to play like a guard, he wants to swipe down and try to use his hands a lot. I'm like, dude, you're like the Sears Tower over there. You've just got to be big and let everybody know that you're big. Make them shoot over you and if they finish over you good luck."

#16 Jordan Nesbitt Guard

"His biggest thing is effective field goal percentage. That's what he has to improve on. He has to make sure he's taking the right shots and making the right shots, playing off two feet when he drives. His winning plays metrics – his steals, rebounds, assists, blocks – translate to NBA draft picks with his size."

#22 Jehvion Starwood Guard

"He's a heady player, he has great feel, he sees the game, but like all freshman coming in you've got to work on your body and your strength and your physicality."

#25 Touko Tainamo Forward

"We want the gritty not pretty guys, and he can fit that mold. He's got to start to believe in the role that he's a tough, gritty player. His number proved it at Denver but by going up a level you've got to raise your level even more. You've got to level up as they say."

#31 Cort Roberson Guard

"I think he has a bigger vision than most kids his age and knows wants to be when he grows up. He gives back to the community; he gives back when he goes home and runs his Cort Roberson camps. He's a special human being. He's going to be a guy on senior night where I'll shed some tears for that kid. That's a real Cowboy."

Wyoming Cowboys

Head Coach Sundance Wicks



University of Wyoming Athletics Director Tom Burman announced the hiring of Sundance Wicks as head coach of the Cowboy Basketball Program in May of 2024. He is the 23rd head coach in Cowboy history. A native of Gillette, Wicks spent three seasons as an assistant coach (2020-23) at Wyoming and spent last season as head coach at Green Bay spearheading one of the best

single season turnarounds in college basketball history.

"First off, please know that I am honored, humbled and immensely grateful for this opportunity at the University of Wyoming," Wicks said. "This opportunity would have never been possible without the Belief that Green Bay Chancellor Mike Alexander and Athletics Director Josh Moon had in our mission and vision a year ago at UWGB. To that end, I would like to thank Director of Athletics Tom Burman and UW President Edward Seidel for their trust in me and what We will do for the University and this great state moving forward."



"You cannot put into words what it means for a kid from the country roads outside of Gillette to represent the State of Wyoming and the Cowboys as their new head basketball coach," said Wicks.

In his first year at Green Bay, Wicks was named the 2023-24 Horizon League Coach of the Year. He was also named the Joe B. Hall National Coach of the Year, which is presented annually to the top rookie, first-year head coach in NCAA Division I college basketball. Last season, Wicks posted an 18-14 record after the program finished at 3-29 prior to his arrival in 2022-23. That 15-game turnaround tied for the ninth-best turnaround in NCAA DI history.

Wicks also mentored numerous players to award-winning seasons at Green Bay. Noah Reynolds was named the Horizon League Newcomer of the Year, All-Horizon League First Team, and NABC District 12 All-Region First Team. For the first time in program history, Green Bay also saw two freshmen named to the Horizon League All-Freshman Team in David Douglas Jr. and Marcus Hall. Douglas Jr. was named the Freshman of the Year in the conference.

"We couldn't be more excited to welcome back Sundance Wicks to Wyoming," Burman said. "Sundance will bring a great energy to our program and the entire State of Wyoming. Being a native of this great state, Wicks knows the pride Cowboy fans take in the program and he will work tirelessly for his student-athletes and the community."

Wicks spent three seasons at Wyoming under former head coach Jeff Linder. The Cowboys reached the NCAA Tournament in 2022 finishing the season with a 25-9 overall record. The Pokes received their first at-large bid to the NCAA Tournament since 2002 and marked the first trip to the Big Dance since 2015. The Pokes recorded 24 wins in the regular season for the most since the 1951-52 campaign.

"If there is one thing, I learned growing up in Wyoming it's that when you Honor the Brown and Gold, you are honoring so much more than just the University of Wyoming," Wicks said. "You are honoring every single hard hat that woke up before the sun to work the coal mines. It means paying your respects to the all the rough and rowdy ranchers that chose the Cowboy Way and Rode for the Brand before it became a popular phrase. Honoring the Brown and Gold is the understanding that a tip of the cap, a steering wheel wave, a hard handshake or a big hug is how you lift your people up in support of a hard day's work."

The Pokes, who were picked to finish eighth in the Conference ranked as high as No. 22 in the nation in both the Associated Press and USA Today Coaches' polls.

Wicks and his energy on the bench helped the Cowboys become the top offense in the Mountain West in his first season with the program. He helped revamp the Cowboy offense to average 76.5 points per game.

Wyoming Cowboys

Wyoming also led the MW in three-point field goals per game at 10.1. The Pokes ranked No. 12 in the nation in three-point field goals per game as well.

The Pokes went 6-1 in non-conference play in 2020-21 including a road win over an NCAA Elite Eight team in Oregon State. Wyoming won six total road games on the season for the most away from Laramie since the 2012-13 season. UW also had a winning record on the road for the first time since 2000-01 season.

Prior to his time in Laramie, Wicks was the head coach at Missouri Western for two seasons. Wicks led the Griffons to 18 wins in 2019-20, as it was the most by the program in 10 years. In his first season at the helm of the program his team doubled their win total from the prior campaign. In his two seasons, Wicks helped mentor six All-MIAA players and an NABC All-District selection.

Prior to his time at Missouri Western, Wicks spent time at his alma mater Northern State University, where he was associate head coach during the 2016-17 and 2017-18 seasons. In 2017-18, Wicks helped lead Northern State to the Northern Sun Intercollegiate Conference regular season and postseason championships. Northern State also claimed the central region championship for the program's first-ever appearance in the national championship game.

Wicks has been an assistant coach at the Division II and Division I levels. After lettering four years as a student-athlete at Northern State from 1999-2003, Wicks held assistant coaching positions at Northern State, Colorado (2006-07), Northern Illinois (2007-11) and San Francisco (2015-16).

He also built the Arizona Power Basketball Academy, serving as a skill instructor and director from 2011-15. Prior to launching the APBA, he spent five months training NBA pre-draft prospects at the Impact Basketball Academy in Las Vegas. Wicks' draft class trainees included Kawhi Leonard, Alec Burks and Isaiah Thomas.

Wicks began his collegiate coaching career as a graduate assistant at Northern State under the legendary Don Meyer.

As a student-athlete, Wicks was twice named first team All-NSIC, scoring 1,174 points and pulling down 665 rebounds in his career. He was also a two-time All-NSIC performer in the 400-meter hurdles at Northern State. After graduation, Wicks played for the Sodertalje Kings in Sweden. He led the team in points and rebounding.

Wicks graduated from Campbell County High School in 1999, where he lettered in football, basketball and track and field. In 1999, he was named the Milward Simpson Athlete of the Year. Wicks was a part of two high school basketball championships (1996-97 and 1998-99), and in his senior season won a trio of state championships in football, basketball and track and field, where he captured the individual state title in the 300-meter hurdles, and was the state runner-up in the 110-meter high hurdles.

Wicks received a bachelor's degree in international business from Northern State in 2003 and a master's degree in health, physical education and coaching from

The Wicks File

Coaching History

2024-Pres.: Head Coach, University of Wyoming

2023-2024: Head Coach, Green Bay

2020-23: Assistant Coach, University of Wyoming

2018-20: Head Coach, Missouri Western University

2016-18: Associate Head Coach, Northern State University

2015-16: Assistant Coach, University of San Francisco

2007-11: Assistant Coach, Northern Illinois University

2006-07: Assistant Coach, University of Colorado

2004-06: Graduate Assistant, Northern State University

Awards

2023-24 Horizon League Coach of the Year

2023-24 Joe B. Hall National Coach of the Year

Notable Accolades

- He was named the Horizon League Coach of the Year in his only season at Green Bay.

- Wicks named the Joe B. Hall National Coach of the Year, which is presented annually to the top rookie, first-year head coach in NCAA Division I college basketball.

- As an assistant at UW, he Cowboys reached the NCAA Tournament in 2022 finishing the season with a 25-9 overall record. The Pokes received their first at-large bid to the NCAA Tournament since 2002 and marked the first trip to the Big Dance since 2015. The Pokes recorded 24 wins in the regular season for the most since the 1951-52 campaign.

- As a collegiate athlete at Northern State, Wicks was a two-time All-NSIC in basketball and was an All-NSIC athlete in track and field

- Wicks graduated from Campbell County High School in 1999, where he lettered in football, basketball and track and field. In 1999, he was named the Milward Simpson Athlete of the Year.

Northern State in 2006.

Wicks and his wife Courteney have two children, Grace and Skywalker.

"Whether you were raised in Evanston, Worland or Wheatland, the Big Horns in Buffalo, the blue-collar town of Gillette, Casper, Cody or Cheyenne, Jackson Hole, Rock Springs or Riverton, Shoshoni, Lander or Paradise. Raise a glass, this one's for you, we got work to do Wyoming", Said Wicks..

Wyoming Cowboys

Assistant Coach Pat Monaghan



Cowboy basketball head coach Sundance Wicks announced the addition of Pat Monaghan to the Cowboy coaching staff in May. He brings 18 years of coaching experience to the Cowboys as he helped Wicks turnaround Green Bay a season ago.

"I'm very excited to join coach Wicks in Wyoming and continue our vision that we started a year ago," Monaghan said. "The winning mindset, elite leadership and connection coach Wicks creates toward people is why I'm so excited for this opportunity. I look forward to assisting our players and staff in anyway possible as we continue to build this time for the Brown and Gold fans throughout this great state. Coach Wicks has shared so many great stories about Wyoming and now to have an opportunity to live it on a day-to-day basis is something that I really look forward to."

In June of 2022, Monaghan was selected to attend the Jay Bilas Coaches Leadership Program. The program was designed to identify and develop up-and-coming coaches who have the potential to be Division I College Head Coaches. The four-day leadership program in Charlotte was limited to 12 Division 1 assistant coaches nationwide who have been recognized as rising stars in the profession as assistants.

"This is a TOUGH GUY TOWN and Coach Monaghan is all of that," Wicks said. "He is THE toughest and most relentless recruiter and competitor I have ever been around. Pat is a gifted teacher as well, and his weaponry lies on the detailed instruction he provides on the defensive side of the ball. He has a unique gift of solving problems by identifying outside the box solutions and has always been a part of winning cultures. In this profession, the best ability is availability and Coach Monaghan is 24/7 like 7-11. If it's Cowboy Tough you want, it's Cowboy Tough you're going to get from Coach P. Help me give a rough and rowdy welcome to the newest member of the Cowboy Culture, Coach Pat Monaghan."

Last season at UWGB, Monaghan helped the Phoenix to 18-14 record after the program finished at 3-29 during the 2022-23 season. That 15-game turnaround tied for the ninth-best turnaround in NCAA DI history.

Monaghan also helped mentored numerous players to award-winning seasons at Green Bay. Noah Reynolds was named the Horizon League Newcomer of the Year, All-Horizon League First Team, and NABC District 12 All-Region First Team. For the first time in program history, Green Bay also saw two freshmen named to the Horizon League All-Freshman Team in David Douglas Jr. and Marcus Hall. Douglas Jr. was named the Freshman of the Year in the conference.

He spent four years at Southern Illinois prior to UWGB, helping the Salukis to a 67-55 record from 2019-23, which included 23 wins in 2022-23, the most in program history since the 2006-07 season.

Monaghan was influential in the development of Marcus Domask, who had one the best freshman seasons in Southern Illinois history, earning Freshman All-America honors, along with the league's Freshman and Newcomer of the Year awards. Domask was one of only four freshmen in the nation to average at least 13.5 points, five rebounds, and 2.5 steals.

Monaghan was also instrumental in signing one of the best recruiting classes in school history. Troy D'Amico and Scottie Ebube were both ranked as top-10 players in the state of Illinois, and D'Amico was the highest-rated in-state recruit to sign with SIU since 2008. Foster Wonders, the runner-up for Michigan Mr. Basketball in 2021 and the fifth ranked player in the state of Michigan, also signed with SIU. In the offseason, Ben Coupet Jr., who averaged double-figures on a conference-title-winning Little Rock team in 2020, signed with SIU as a graduate transfer.

Prior to Southern Illinois, Monaghan spent two seasons (2017-19) at Milwaukee. The Panthers were among just a handful of teams to beat nationally ranked Loyola in 2017-18, topping the eventual Final Four-bound Ramblers by 17 points in non-conference play.

Before his stop in the Milwaukee, Monaghan was an assistant for six seasons at Division II powerhouse Minnesota State (2011-17), where he helped the Mavericks to four NCAA Tournament appearances and a pair of Northern Sun Intercollegiate Conference titles. He was also the recruiting coordinator for the Mavericks, and 13 players earned All-NSIC honors during his tenure. The team tied the school record with 28 wins in 2012-13 and topped that with a 30-5 mark in 2013-14. The Mavs won 20 or more games in each of his final five campaigns.

He served as the director of basketball operations at Loyola (2010-11) and two years as an assistant at Coffeyville Community College (2008-10), where he helped guide the Ravens to a 46-20 record, including a Jayhawk East Conference Championship in 2009. He spent two seasons as a graduate assistant at Wayne State College.

Monaghan played collegiately at Division II institution Lewis University and led the Flyers in scoring with 14.0 points per game as a senior in 2005-06. Prior to Lewis, he played two seasons at Harper Junior College and was named Third-Team NJCAA All-American in 2004.



Wyoming Cowboys

Assistant Coach Nick Whitmore



Nick Whitmore was added to the coaching staff in March of 2023 and enters his second season with the Brown and Gold.

Last season, Whitmore helped mentor Sam Griffin to All-MW honors. Griffin was named Third Team All-Mountain West by the media and Honorable Mention by the league coaches. He led the Cowboys in scoring last season at 16.9 points per game. He also led the team in assists with 3.4 per night. Griffin ranked in the top-five of the conference with 76 made three pointers. He along with fellow guard Akuel Kot signed professional contracts in Europe.

Whitmore came to Wyoming after serving as head coach at the Prep School level for nearly a decade producing 39 Division I players and one First Round NBA Draft pick. He has also coached 30 players that have gone to play professionally including a First Round NBA talent and recruited players from 11 different countries.

Whitmore has been the head coach at the Asheville School in Asheville, N.C. since 2019. He led Asheville to three-straight titles and attracted the first Top-100 player in school history.

Whitmore is one of the top recruiters of national and international talent attracting National Team players from Turkey, Greece, Germany, France, Latvia Puerto Rico, United States, and the Netherlands.

He spent six years coaching at the New Hampton School one of the nation's top prep programs. His teams were consistently in the Top-10 in the nation and were ranked as high as second. He reached the NEPSAC AAA Title game in just his second season at the helm of the program.

Whitmore spent time at the University of San Francisco as the director of operations from 2012-14. The Dons earned a second seed in the National Invitational Tournament after finishing second in the WCC. He also spent the previous two seasons on the staff as a volunteer assistant.

He also spent time at the Drew School in San Francisco as the head coach. He helped lead the team to their best season in 25 years.

Whitmore is a graduate of Boise State University and earned his master's degree from Middlebury College in Vermont. He was a student assistant while at Boise State.

His father Bill was a long-time basketball coach spending time as the head coach at the University of Vermont.



Wyoming Cowboys

Assistant Coach Nic Reynolds



Cowboy basketball head coach Sundance Wicks announced the addition of Nic Reynolds to the Cowboy coaching staff on May 15. The Peoria, Ill. native comes to Wyoming from Green Bay spending one season with Wicks as an assistant coach for the Phoenix.

"Nic Reynolds has one trait that a lot of people preach, but very few actually practice, and that is loyalty," Wicks said. "He loves at a high level and serves with great passion and purpose. A true mentor leader, Nic does not tell you the way, he shows you the way. I am not sure there is a job in this profession that Coach Reynolds has not done. He understands the grit and grind of this profession and that the mission is the man. Without first leading the man, there can be no mission. Committed, competitive and all about the culture, Cowboy Country please welcome coach Reynolds to the Wild West."

Reynolds is the brother of former Cowboy guard Noah Reynolds. He spent time on the front range serving as the Director of Operations at Denver.

"It is one of those situations where you are a little overwhelmed, but I'm so excited and thankful for the opportunity," Reynolds said. "I'm so happy for coach Wicks and this opportunity for him and his family. This is a full circle moment for the both of us. To be able to share this with Sundance is special as he has done so much for our family and I'm happy to get to come home with him. He is a big brother, a mentor and working with him every day is truly special. We are ready to get to work."

Last season at UWGB, Reynolds helped the Phoenix to 18-14 record after the program finished at 3-29 during the 2022-23 season. That 15-game turnaround tied for the ninth-best turnaround in NCAA DI history.

Reynolds also helped mentored numerous players to award-winning seasons at Green Bay. Noah Reynolds was named the Horizon League Newcomer of the Year, All-Horizon League First Team, and NABC District 12 All-Region First Team. For the first time in program history, Green Bay also saw two freshmen named to the Horizon League All-Freshman Team in David Douglas Jr. and Marcus Hall. Douglas Jr. was named the Freshman of the Year in the conference.

Prior to his time in Green Bay, Reynolds spent one season at NCAA Division II Southern Arkansas. The Muleriders finished the GAC (Great American Conference) regular season in second place and won the GAC Tournament and an NCAA Tournament Appearance.

He served as the Director of Basketball Operations at Denver during the 2021-22 season, holding responsibility for all logistics of team travel including scheduling, meals, and lodging in addition to handling all team film and video editing, scheduling of practice times, and plans both home and away.

He coached at Division II Illinois-Springfield where he served as a graduate assistant for the Prairie Stars during the 2019-20 campaign. In addition to overseeing of the scouting report and video operations, Reynolds was instrumental in the planning and execution of player workouts and skill developmental sessions. Reynolds would depart for Purdue Northwest of the Great Lakes Intercollegiate Athletic Conference (GLIAC) for the 2020-21 season where he was a top assistant. Reynolds produced the team scouting reports and handled opponent film analysis as well as directing in-game substitutions, adjustments, and defensive matchups. Additionally, Reynolds oversaw academics for the program.

Reynolds' coaching experience began in 2018 as an assistant for his alma mater, Columbia College. A 2018 graduate of the school, Reynolds was part of three league championships, a conference tournament title, and four national tournament appearances as a player at Columbia College.



Wyoming Cowboys

Assistant Coach Shaun Vandiver



University of Wyoming assistant coach Shaun Vandiver enters his seventh season with the Cowboys.

He has served various roles including graduate assistant, special assistant to head coach and assistant coach. A veteran in the coaching ranks he is the longest tenured staff member on the Cowboy coaching staff.

The Cowboys reached the NCAA Tournament in 2022 finishing the season with a 25-9 overall record. The Pokes received their first at-large bid to the NCAA Tournament since 2002 and marked the first trip to the Big Dance since 2015. The Pokes recorded 24 wins in the regular season for the most since the 1951-52 campaign.

The Pokes, who were picked to finish eighth in the Conference ranked as high as No. 22 in the nation in both the Associated Press and USA Today Coaches' polls.

He helped mentor freshman Graham Ike during the 2020-21 season. Ike recorded a career-high 32 points against San Jose State in the first round of the MW Tournament. His 32 points was tied for the second most amongst freshman in a single game in the NCAA last season.

The Pokes went 6-1 in non-conference play in 2020-21 including a road win over an Elite Eight team in Oregon State. Wyoming won six total road games on the season for the most away from Laramie since the 2012-13 season. UW also had a winning record on the road since 2000-01 season.

In his first season back with the Brown and Gold, Vandiver helped the Pokes defeat South Carolina for Wyoming's first win against an SEC team in Laramie since he served as a graduate assistant during the 2002-03 season. In his second season, he helped lead the Cowboys to the semifinals of the MW Tournament.

Vandiver was an assistant for the Pokes from 2005-10 serving under head coaches Steve McClain and Heath Schroyer. He also served as a graduate assist at Wyoming for the 2002-03 season.

As a member of the Wyoming coaching staff, Vandiver helped lead the Cowboys to the Championship game of the 2006 Mountain West Tournament. During his time with the Pokes, he mentored nine players who earned All-MW honors.

"I like the way the Cowboy basketball program has progressed, and my goal is to help the coaching staff keep it going and take it to another level," Vandiver said.

Vandiver led the Hornets to five Mid-America Athletic Association tournaments during his time at Emporia State. In his first season as head coach, he became only the second coach in MIAA history to lead his team to the tournament championship game in his first season. Last season, Emporia State nearly knocked off Mizzou on the road before falling to the Tigers 67-62.

Prior to his time as head coach at Emporia State, Vandiver was an assistant coach at Boise State. He was a key part of one of the biggest turnarounds in Boise State history in 2010-11. The Broncos were 22-13 and advanced to the semifinals of the CBI Tournament before falling to the Oregon Ducks 79-71 in Eugene, Ore. The 22 wins were a seven-game improvement over the previous year.

He began his coaching career in 2001-02 as volunteer assistant coach with Colorado while finishing his degree in sociology. In 2002-03, he moved on to Wyoming as a graduate assistant where he helped guide the Cowboys to a 21-11 record and an NIT berth. His first full-time coaching position was at Bowling Green State in 2003-04. He moved on to Northern Colorado for the 2004-05 season as the Bears were finishing their transition to NCAA Division I.

Vandiver transferred to Colorado following his freshman year at Hutchison Community College and was named Big Eight Newcomer of the Year in 1989. His senior season, he led the Buffs to the National Invitation Tournament finals in New York City, where they finished third. He averaged a double-double in his career for the Buffaloes and ended his career as the third leading scorer (1,876) and rebounder (962) in CU history. After earning First-Team All-Big Eight honors as a junior and senior, he was selected by the Golden State Warriors with the 25th pick of the 1991 NBA Draft. After his collegiate career, Vandiver enjoyed a nine-year professional playing career in Europe. He played for teams in: Bologna, Italy (1991-92); Bilbao, Spain (1992-93); Girona, Spain (1993-94); Reggio Calabria, Italy (1994-95); Las Palmas, Spain (1995-97); and Madrid, Spain (1997-2001).

Vandiver, a native of Bolingbrook, Ill., is married to the former Danielle Dodgion. They have five children: Aubrey, a former Cowgirl basketball player; Amber, a former Emporia State basketball player; Garin, a former Emporia State player; Alessandra and Gage, ball player; Amber, a former Emporia State basketball player; Garin, a former Emporia State player; Alessandra and Gage.



Wyoming Cowboys

Head Sports Performance coach for Basketball Jimmy Edel



Jimmy Edel is in his fifth season with the Cowboys. He spent four seasons at Northern Colorado prior to heading to Laramie

Edel got his start in strength and conditioning as an intern at Winona State University. He then spent three seasons as head strength coach for men's and women's basketball at Appalachian State prior to his time at UNC. He earned Master's degree in Exercise Science with a concentration in Strength and Conditioning while at Appalachian State.

Assistant Coach/Director of Operations Tim O Flannigan



O'Flannigan is in his sixth season with the Cowboys as the Director of Basketball Operations and also added assistant coaching duties this season for the second-straight campaign.

A native of Laramie returned to UW after spending two seasons as director of operations at Weber State. Prior to heading to Weber State, O'Flannigan was a graduate assistant for the Pokes helping lead Wyoming to the College Basketball Insider Championship in 2017. Before his duties as a graduate assistant, he spent four years as a student manager for the Cowboys.

Associate Athletic Trainer Dallas Fichtner




Dallas Fichtner joined the University of Wyoming Sports Medicine Staff in August 2018 as an Associate Athletic Trainer with the Cowboy Basketball and Cowboy and Cowgirl Diving programs after spending the previous eleven years at Nebraska Wesleyan University in Lincoln, NE.

While at NWU, Dallas worked with a variety of sports including men's and women's soccer, track and field, and men's and women's basketball. Before his time at Nebraska Wesleyan, he served as a graduate assistant athletic trainer at Boise State University from 2005-2007. While at Boise State, Dallas worked one year with the wrestling program and one year with the men's basketball as well as assisting with the football program.

Dallas received his Masters of Exercise and Sports Studies with a Biophysical Emphasis from Boise State in 2007 after completing his undergraduate education at the University of Nebraska at Kearney in 2005. Dallas is originally from Hayes Center, NE where he grew up on a family owned cattle ranch.

General Manager - Pat Stacy




Cowboy basketball head coach Sundance Wicks announced in August of 2024 the addition of Patrick Stacy to the coaching staff as the team's General Manager. Stacy will focus on analytics in both scouting and recruiting for the Brown and Gold.

A native of Illinois, Stacy comes to Wyoming as the founder of Jam Basketball Intelligence a company that constructed pre-game scouting reports that identify strengths, weaknesses, and tendencies of opponents in college basketball. JBI partnered 10 conference champions, five teams that won 30 or more games and a National Champion. He was named 40 Under 40 Rising Stars in College Basketball by Seth Davis.

He is a graduate of Loyola-Chicago graduating in 2017 and was an analytic manager on 2018 Final Four team.

Wyoming Cowboys



#1 Nigle Cook

So. □ Guard □ 6-6 □ 176
DeLand, Fla. (DME Academy)

2024-25 Averages

PTS	REB	AST	FG%	3FG%	FT%	MIN
0.3	0.3	0.2	.143	.000	---	3.5

Notable

- Had six points in season opener last season in only appearance
- Scored six points in exhibition game against College of Idaho
- Added two points and a steal at Boise State

2024-25 Game-by-Game Statistics

#1 COOK, Nigle

Opponent	Date	GS	MIN	Total		3-Pointers		Free throws		Rebounds										
				FG-FGA	PCT	3FG-3FGA	PCT	FT-FTA	PCT	OFF	DEF	TOT	AVG	PF	A	TO	BLK	STL	PTS	AVG
Concordia-St. Paul	11/04/2024		02:09	0-2	.000	0-2	.000	0-0	.000	0	1	1	1.0	0	0	0	0	0	0	0.0
Tennessee St.	11/10/2024		01:19	0-0	.000	0-0	.000	0-0	.000	0	1	1	1.0	0	0	0	0	0	0	0.0
at Texas Tech	11/13/2024		05:01	0-1	.000	0-1	.000	0-0	.000	0	0	0	0.7	0	0	0	0	0	0	0.0
Utah Tech	11/16/2024		04:11	0-1	.000	0-1	.000	0-0	.000	0	0	0	0.5	1	0	0	1	0	0	0.0
Bellarmine	12/19/2024		03:36	0-1	.000	0-1	.000	0-0	.000	0	0	0	0.4	0	0	0	0	0	0	0.0
at Boise St.	01/14/2025		04:45	1-2	.500	0-1	.000	0-0	.000	0	0	0	0.3	1	1	0	1	2	0.3	
Totals			0 21:01	1-7	.143	0-6	.000	0-0	.000	0	2	2	0.3	1	1	0	1	2	0.3	

Player Averages

Games Played	Minutes/game	Points/game	FG Pct	3FG Pct	FT Pct	Rebounds/game	Assists/game	Turnovers/game	Assist/Turnover ratio	Steals/game	Blocks/game
6	3.5	0.3	14.3	0.0	0.0	0.3	0.2	0.0	1.0	0.2	0.2



#2 Kobe Newton

Senior □ Guard □ 6-2 □ 185
Portland, Ore. (Fullerton College)

2024-25 Averages

PTS	REB	AST	FG%	3FG%	FT%	MIN
7.5	2.0	1.4	.405	.372	.919	23.7

Notable

- Scored a career-high 20 points at Fullerton
- Hit a career-high five assists vs. TSU
- Hit a career-high 5 threes at Utah State, CSU Fullerton and Fresno St.

2024-25 Game-by-Game Statistics

Opponent	Date	GS	MIN	Total		3-Pointers		Free throws		Rebounds		PF	A	TO	BLK	STL	PTS	AVG		
				FG	FGA	PCT	3FG	3FGA	PCT	FT	FTA								PCT	OFF
Concordia-St. Paul	11/04/2024	*	26:52	5-8	625	1-3	333	0-0	000	0	4	4	3	0	0	0	11	11.0		
Tennessee St.	11/10/2024	*	33:54	4-7	571	3-4	750	0-0	000	0	4	4	4	1	5	1	0	11	11.0	
at Texas Tech	11/13/2024	*	22:38	1-1	1000	1-1	1000	5-5	1000	0	1	3	0	0	6	0	0	8	10.0	
Utah Tech	11/16/2024	*	25:26	6-12	500	2-5	400	5-6	833	1	1	2	1	6	0	0	1	19	12.3	
vs Tulane	11/26/2024	*	25:38	1-6	167	0-5	000	0-0	000	0	1	1	2.4	3	1	0	0	2	10.2	
vs LMU (CA)	11/27/2024	*	34:59	4-10	400	1-6	167	0-0	000	0	3	3	2.5	1	2	0	0	9	10.0	
at Utah St.	12/04/2024	*	25:44	5-12	417	5-10	500	2-2	1000	0	0	0	2.1	4	0	0	0	1	17	11.0
at South Dakota	12/10/2024	*	29:14	3-7	429	2-6	333	2-2	1000	0	2	2	2.1	4	0	1	0	0	10	10.9
vs BYU	12/14/2024	*	27:23	1-7	143	1-7	143	0-0	000	0	0	0	1.9	0	1	3	0	0	3	10.0
Bellarmine	12/19/2024	*	26:30	1-6	167	0-5	000	0-0	000	0	1	1	1.8	2	3	3	0	1	2	9.2
at Cal St. Fullerton	12/22/2024	*	33:52	6-9	667	5-8	625	3-3	1000	1	3	4	2.0	1	1	3	0	0	20	10.2
Nevada	12/28/2024	*	15:37	0-2	000	0-2	000	0-0	000	0	1	1	1.9	0	0	0	0	0	2	9.5
Boise St.	12/31/2024	*	17:54	0-2	000	0-1	000	0-0	000	0	0	0	1.8	1	0	0	0	0	0	8.8
at Air Force	01/04/2025	*	25:46	4-7	571	4-5	800	4-4	1000	0	0	0	1.6	2	1	2	0	1	16	9.3
New Mexico	01/07/2025	*	27:26	3-7	429	3-6	500	0-0	000	0	4	4	1.8	1	1	0	0	1	9	9.3
at Boise St.	01/14/2025	*	18:49	1-3	333	0-1	000	0-0	000	0	1	1	1.8	3	1	3	0	0	3	8.8
Colorado St.	01/18/2025	*	08:01	0-2	000	0-0	000	0-0	000	0	0	0	1.6	0	0	0	0	0	0	8.3
at UNLV	01/21/2025	*	23:28	2-6	333	2-6	333	0-0	000	0	2	2	1.7	2	1	1	0	0	6	8.2
at San Jose St.	01/25/2025	*	17:43	1-4	250	1-4	250	0-0	000	1	4	5	1.8	1	2	0	0	0	3	7.9
Fresno St.	01/28/2025	*	34:38	6-10	600	4-8	500	2-2	1000	0	7	7	2.1	4	4	2	1	1	18	8.4
San Diego St.	02/01/2025	*	17:52	1-4	250	0-3	000	2-2	1000	0	0	0	2.0	4	2	1	0	1	4	8.2
Utah St.	02/04/2025	*	27:01	3-8	375	3-7	429	0-0	000	0	4	4	2.1	3	1	0	0	1	9	8.2
UNLV	02/08/2025	*	24:02	1-3	333	1-3	333	0-0	000	0	2	2	2.1	2	1	3	0	0	3	8.0
at Colorado St.	02/15/2025	*	16:54	0-3	000	0-2	000	0-0	000	0	1	1	2.0	0	1	1	0	0	0	7.7
Air Force	02/18/2025	*	06:30	0-1	000	0-1	000	0-0	000	0	0	0	2.0	2	0	1	0	0	0	7.4
San Jose St.	02/22/2025	*	07:39	0-2	000	0-2	000	0-0	000	0	1	1	1.9	0	1	0	0	0	0	7.1
at Nevada	02/25/2025	*	27:38	4-4	1000	4-4	1000	4-5	.800	0	0	0	1.9	3	1	1	0	0	16	7.4
San Diego St.	03/01/2025	*	22:05	0-3	000	0-3	000	3-4	.750	1	3	4	1.9	4	1	3	0	0	3	7.3
at Fresno St.	03/04/2025	*	35:28	5-12	417	5-11	455	0-0	000	0	3	3	2.0	2	1	2	0	0	15	7.5
Totals			17 686:41	68-168	.405	48-129	.372	34-37	.919	4	53	57	2.0	53	40	37	1	11	218	7.5

Player Averages

Games Played	Minutes/game	Points/game	FG Pct	3FG Pct	FT Pct	Rebounds/game	Assists/game	Turnovers/game	Assist/Turnover ratio	Steals/game	Blocks/game
29	23.7	7.5	40.5	37.2	91.9	2.0	1.4	1.3	1.1	0.4	0.0

Season & Career Highs

Season Highs

Points 20 at Cal State Fullerton, 12-22-24
FG Made 6 three times, last vs. Fresno State, 1-28-25
3FG Made 5, three times, last at Fresno State, 3-4-25
FT Made 5, twice last vs. Utah Tech, 11-16-24
Rebounds 7 vs. Fresno State, 1-28-25
Assists 5 vs. Tennessee St., 11-10-24
Blocks NA
Steals 2 vs. Tennessee St., 11-10-24
Minutes 35 vs. Fresno State, 1-28-25

Career Highs

Points 20 at Cal State Fullerton, 12-22-24
FG Made 3 times, last vs. Fresno State, 1-28-25
3FG Made 5, three times last at Fresno State, 3-4-25
FT Made 5, three times last vs. Utah Tech, 11-16-24
Rebounds 7 vs. Fresno State, 1-28-25
Assists 5 vs. Tennessee St., 11-10-24
Blocks 1 vs. Fresno State, 1-28-25
Steals 2 twice, last vs. Tennessee St., 11-10-24
Minutes 35 vs. Fresno State, 1-28-25

Double-Figure Scoring Games

Season 10
Career 13

Double-Figure Rebounding Games

Season 0
Career 0

Twenty-Point Scoring Games

Season 1
Career 1

Double-Double Games

Season 0
Career 0

Wyoming Career Statistics

			Field Goals		3-Point		F-Throws		Rebounds		Scoring										
SEASON	TEAM	GP-GS	MIN	AVG	FG-FGA	FG%	3FG-3FGA	3FG%	FT-FTA	FT%	OFF	DEF	TOT	AVG	PF-FO	A	TO	BLK	STL	PTS	AVG
2023-24	UW	20-0	387	19.3	28-62	.452	25-51	.490	9-11	.818	4	33	37	1.9	28-0	12	13	0	9	90	4.5
2024-25	UW	29-17	687	23.7	68-168	.405	48-129	.372	34-37	.919	4	53	57	2.0	53-0	40	37	1	11	218	7.5
TOTAL		49-17	1074	21.9	96-230	.417	73-180	.406	43-48	.896	8	86	94	1.9	81-0	52	50	1	20	308	6.3

			Field Goals		3-Point		F-Throws		Rebounds					Scoring				
SEASON TEAM	GP-GS	MIN/AVG	FG-FGA	FG%	3FG-3FGA	3FG%	FT-FTA	FT%	OFF DEF	TOT AVG	PF-FO	A TO	BLK STL	PTS	AVG			
2023-24 UW	1-0	13/13.3	2-5	.400	1-4	.250	1-2	.500	1	1	2	2.0	1-0	0	0	6	6.0	
2024-25 UW	6-0	21/3.5	1-7	.143	0-6	.000	0-0	.000	0	2	2	0.3	1-0	1	1	2	0.3	
TOTAL	7-0	34/4.9	3-12	.250	1-10	.100	1-2	.500	1	3	4	0.6	2-0	1	0	1	8	1.1

Wyoming Cowboys



#3 A.J. Wills

Sophomore □ Guard □ 6-2 □ 160
Richmond, Va. (Holy Cross)

2024-25 Averages

PTS	REB	AST	FG%	3FG%	FT%	MIN
4.8	0.9	1.6	.400	.453	.706	18.2

Notable

- Recorded a season-high 17 points against Boise State
- Had a season-high seven assists vs. Bellarmine

2024-25 Game-by-Game Statistics

#3 WILLS, A.J.

Opponent	Date	GS	MIN	Total		3-Pointers		Free throws		Rebounds		PF	A	TO	BLK	STL	PTS	AVG			
				FG	FGA	PCT	3FG	3FGA	PCT	FT	FTA								PCT	OFF	DEF
Concordia-St. Paul	11/04/2024	*	15:21	2-5	.400	1-1	1.000	0-0	.000	0	0	0	0	2	4	0	1	5.0			
Tennessee St.	11/10/2024		09:21	2-3	.667	0-1	.000	0-0	.000	0	0	0	0	0	1	0	4.5				
at Texas Tech	11/13/2024		17:03	1-3	.333	1-1	1.000	0-0	.000	0	0	0	0	0	0	0	3.4				
Utah Tech	11/16/2024		16:48	2-4	.500	0-0	.000	2-2	1.000	0	0	0	0	2	1	2	6.4				
Southeastern La.	11/22/2024		24:27	3-6	.500	2-3	.667	1-2	.500	0	0	0	0	2	1	3	19.5				
vs Tulane	11/26/2024	*	23:12	0-0	.000	0-0	.000	0-0	.000	0	2	2	0	3	2	2	1	0	4.5		
vs LMU (CA)	11/27/2024		06:32	0-1	.000	0-0	.000	0-0	.000	0	0	0	0	0	0	1	0	0	3.9		
at Utah St.	12/04/2024		05:12	0-0	.000	0-0	.000	0-0	.000	0	1	1	0	4	1	0	0	0	3.4		
at South Dakota	12/10/2024		28:07	4-7	.571	2-4	.500	6-6	1.000	1	1	2	6	2	1	2	1	16.4			
vs BYU	12/14/2024		11:27	2-3	.667	0-0	.000	0-0	.000	0	0	0	0	5	0	1	1	0	4.7		
Bellarmine	12/19/2024		31:38	5-7	.714	3-5	.600	0-0	.000	0	3	3	0	7	2	7	2	0	13.5		
at Cal St. Fullerton	12/22/2024		10:07	0-2	.000	0-2	.000	0-0	.000	0	0	0	0	7	1	1	0	0	5.8		
Nevada	12/28/2024		17:06	1-3	.333	0-1	.000	0-0	.000	0	2	2	0	8	3	4	2	0	4.8		
Boise St.	12/31/2024		14:09	6-8	.750	5-7	.714	0-0	.000	0	0	0	0	7	2	1	1	0	17.5		
at Air Force	01/04/2025	*	40:00	1-3	.333	1-3	.333	2-2	1.000	0	0	0	7	3	5	3	0	5.6			
New Mexico	01/07/2025	*	14:16	0-6	.000	0-3	.000	0-0	.000	0	0	0	6	3	1	0	0	5.3			
at Boise St.	01/14/2025		13:19	1-5	.200	1-3	.333	0-0	.000	0	1	1	0	6	1	0	0	0	5.1		
Colorado St.	01/18/2025		09:13	1-3	.333	0-2	.000	0-0	.000	0	0	0	0	6	1	0	0	0	4.9		
at UNLV	01/21/2025		04:12	0-0	.000	0-0	.000	0-0	.000	0	1	1	0	6	0	1	0	0	4.7		
at San Jose St.	01/25/2025		15:10	0-1	.000	0-1	.000	3-4	.750	0	1	1	0	7	0	2	0	0	3.6		
Fresno St.	01/28/2025		21:45	2-5	.400	2-3	.667	0-0	.000	2	1	3	0	8	1	3	2	0	6.4		
at San Diego St.	01/31/2025		17:26	2-6	.333	1-3	.333	0-3	.000	1	0	1	0	8	1	0	0	0	5.4		
Utah St.	02/04/2025	*	31:24	3-7	.429	1-2	.500	2-2	1.000	0	2	2	0	8	3	2	3	0	9.4		
UNLV	02/08/2025		15:43	0-2	.000	0-0	.000	0-0	.000	0	1	1	0	8	1	0	1	0	4.7		
at New Mexico	02/12/2025		29:27	5-9	.556	2-2	1.000	0-0	.000	0	2	2	0	9	5	3	1	1	12.5		
at Colorado St.	02/15/2025		12:39	0-3	.000	0-0	.000	1-2	.500	0	0	0	0	8	3	0	1	0	1.4		
Air Force	02/18/2025		36:33	0-4	.000	0-0	.000	7-10	.700	0	2	2	0	9	2	2	0	0	7.4		
San Jose St.	02/22/2025		29:21	3-7	.429	2-5	.400	0-1	.000	0	1	1	0	9	1	4	4	0	8.5		
at Nevada	02/25/2025		06:30	0-2	.000	0-1	.000	0-0	.000	0	0	0	0	9	2	0	0	0	4.8		
Totals			5	527:28	46-115	.400	24-53	.453	24-34	.706	4	21	25	0.9	46	46	33	2	8	140	4.8

Player Averages

Games Played	Minutes/game	Points/game	FG Pct	3FG Pct	FT Pct	Rebounds/game	Assists/game	Turnovers/game	Assist/Turnover ratio	Steals/game	Blocks/game
29	18.2	4.8	40.0	45.3	70.6	0.9	1.6	1.1	1.4	0.3	0.1

Season & Career Highs

Season Highs

Points	17 vs. Boise State, 12-31-24
FG Made	6 vs. Boise State, 12-31-24
3FG Made	5 vs. Boise State, 12-31-24
FT Made	7 vs. Air Force, 2-18-25
Rebounds	3 vs. Fresno State, 1-28-25
Assists	7 vs. Bellarmine, 12-19-24
Blocks	1 at New Mexico, 2-12-25
Steals	2 vs. Utah Tech, 11-16-24
Minutes	40 vs. Air Force, 1-4-25

Career Highs

Points	17 vs. Boise State, 12-31-24
FG Made	6, twice, last vs. Boise State, 12-31-24
3FG Made	5 vs. Boise State, 12-31-24
FT Made	7 vs. Air Force, 2-18-25
Rebounds	3 vs. Fresno State, 1-28-25
Assists	7 vs. Bellarmine, 12-19-24
Blocks	1 vs. Elms, 12-29-24
Steals	2, twice lat vs. Utah Tech, 11-16-24

Double-Figure Scoring Games

Season	4
Career	10

Twenty-Point Scoring Games

Season	0
Career	0

Double-Figure Rebounding Games

Season	0
Career	0

Double-Double Games

Season	0
Career	0

Wyoming Career Statistics

				Field Goals		3-Point		F-Throws		Rebounds							Scoring				
SEASON	TEAM	GP-GS	MIN	AVG	FG-FGA	FG%	3FG-3FGA	3FG%	FT-FTA	FT%	OFF	DEF	TOT	AVG	PF-FO	A	TO	BLK	STL	PTS	AVG
2023-24	HolyCr	22-3	350	15.9	45-111	.405	15-42	.357	16-20	.800	3	15	18	0.8	18-0	21	10	1	7	121	5.5
2024-25	UW	29-5	527	18.2	46-115	.400	24-53	.453	24-34	.706	4	21	25	0.9	46-1	46	33	2	8	140	4.8
TOTAL FOR UW		29-5	527	18.2	46-115	.400	24-53	.453	24-34	.706	4	21	25	0.9	46-1	46	33	2	8	140	4.8



#5 Obi Agbim

Senior □ Guard □ 6-3 □ 180
Aurora, Colo. (Fort Lewis College)

2024-25 Averages

PTS	REB	AST	FG%	3FG%	FT%	MIN
17.8	3.3	3.5	.474	.444	.792	34.4

Notable

- Has scored 20 or more points 10 times this season
- Ranks ninth in the nation in three-point percentage
- Scored 28 points for a season-high against Bellarmine

2024-25 Game-by-Game Statistics

Opponent	Date	GS	MIN	Total		3-Pointers		Free throws		Rebounds		PF	A	TO	BLK	STL	PTS	AVG			
				FG-FGA	PCT	3FG-3FGA	PCT	FT-FTA	PCT	OFF	DEF								TOT	AVG	
Concordia-St. Paul	11/04/2024	*	24:39	9-16	.563	3-5	.600	4-4	1.000	1	1	2	2	0	2	1	2	25	25.0		
Tennessee St.	11/10/2024	*	31:52	10-13	.769	4-4	1.000	0-0	.000	0	3	3	2	3	2	6	2	1	24	24.5	
at Utah Tech	11/13/2024	*	27:18	7-12	.583	0-2	.000	1-3	.333	0	3	3	2	2	2	6	0	2	15	21.3	
Utah Tech	11/16/2024	*	31:48	3-9	.333	2-4	.500	4-4	1.000	0	4	4	3	0	1	3	1	0	12	19.0	
Southeastern La.	11/22/2024	*	34:31	2-9	.222	2-7	.286	5-7	.714	0	0	0	2	4	2	1	3	0	11	17.4	
vs Tulane	11/26/2024	*	32:46	5-14	.357	2-7	.286	6-8	.750	0	4	4	2	7	0	1	1	0	1	18	17.5
vs LMU (CA)	11/27/2024	*	37:50	8-15	.533	3-4	.750	4-4	1.000	1	3	4	2	9	3	5	4	0	23	18.3	
at Utah St.	12/04/2024	*	37:15	7-11	.636	0-3	.000	3-4	.750	0	5	5	3	1	2	1	0	0	17	18.1	
at South Dakota	12/10/2024	*	39:11	5-12	.417	3-6	.500	4-4	1.000	2	4	6	3	4	3	4	0	3	1	17	18.0
vs BYU	12/14/2024	*	38:28	8-12	.667	3-6	.500	2-2	1.000	0	3	3	4	4	2	3	0	2	2	21	18.3
Bellarmine	12/19/2024	*	29:51	10-13	.769	8-10	.800	0-0	.000	0	5	5	3	5	2	5	0	1	28	19.2	
at Cal St. Fullerton	12/22/2024	*	36:01	6-13	.462	2-9	.222	2-3	.667	1	2	3	3	5	1	1	2	0	0	16	18.9
Nevada	12/28/2024	*	37:19	7-12	.583	4-7	.571	0-0	.000	1	1	2	3	4	3	4	0	2	18	18.8	
Boise St.	12/31/2024	*	37:15	6-19	.316	2-9	.222	0-2	.000	0	2	2	3	0	0	1	0	2	14	18.5	
at Boise St.	01/14/2025	*	29:29	4-9	.444	3-5	.600	5-6	.833	0	1	1	3	1	3	1	1	0	0	16	18.3
Colorado St.	01/18/2025	*	36:27	10-17	.588	2-5	.400	4-4	1.000	1	5	6	3	3	2	1	0	1	26	18.8	
at UNLV	01/21/2025	*	37:08	7-16	.438	5-9	.556	0-1	.000	0	3	3	3	3	1	3	2	1	19	18.8	
at San Jose St.	01/25/2025	*	36:05	3-12	.250	1-6	.167	0-0	.000	1	4	5	3	4	2	6	1	0	1	7	18.2
Fresno St.	01/28/2025	*	35:00	6-9	.667	5-7	.714	0-0	.000	1	2	3	3	4	4	5	3	1	3	17	18.1
at San Diego St.	02/01/2025	*	36:12	2-11	.182	1-5	.200	7-9	.778	1	3	4	3	4	2	6	3	0	1	12	17.8
UNLV	02/08/2025	*	26:15	6-13	.462	1-6	.167	1-1	1.000	0	2	2	3	3	2	3	1	1	1	14	17.6
at New Mexico	02/12/2025	*	27:58	9-18	.500	3-6	.500	1-3	.333	0	0	0	3	2	3	1	4	1	0	22	17.8
at Colorado St.	02/15/2025	*	30:21	6-13	.462	3-3	1.000	0-0	.000	1	2	3	3	2	1	2	0	2	15	17.7	
Air Force	02/18/2025	*	36:22	7-13	.538	4-7	.571	4-4	1.000	0	3	3	3	2	4	2	1	0	22	17.9	
San Jose St.	02/22/2025	*	39:38	8-15	.533	4-7	.571	0-0	.000	0	3	3	3	2	4	4	1	0	1	20	18.0
at Nevada	02/25/2025	*	34:12	4-15	.267	1-4	.250	2-2	1.000	1	3	4	3	2	2	6	2	0	0	11	17.7
San Diego St.	03/01/2025	*	39:41	8-19	.421	3-9	.333	2-2	1.000	0	6	6	3	3	2	3	2	3	1	21	17.8
at Fresno St.	03/04/2025	*	40:00	6-18	.333	5-16	.313	0-0	.000	0	2	2	3	3	1	5	1	0	3	3	17.8
Totals			27	960:52	179-378	.474	79-178	.444	61-77	.792	12	79	91	31	63	91	68	10	29	498	17.7

Wyoming Cowboys



#7 Matija Belic

Junior □ Forward □ 6-7 □ 205
Belgrade, Serbia (UC Santa Barbara)

2024-25 Season Averages

PTS	REB	AST	FG%	3FG%	FT%	MIN
5.7	3.3	0.9	.427	.244	.455	24.0

Notable

- Tied a career-high with seven rebounds against New Mexico
- Recorded season-high four assists at UNLV
- Had a season-high 13 points at Air Force



#8 Cole Henry

Graduate □ Forward □ 6-9 □ 240
Oskaloosa, Iowa (Northern Iowa)

2024-25 Averages

PTS	REB	AST	FG%	3FG%	FT%	MIN
6.1	3.7	1.4	.560	---	.473	19.0

Notable

- Played career-high 32 minutes against Fresno State, was +21
- Scored career-high 16 points against Air Force
- Tied a career-high with six assists against UNLV

2024-25 Game-by-Game Statistics

#7 BELIC, Matija

Opponent	Date	GS	MIN	FG-FGA	PCT	3FG-3FGA	PCT	FT-FTA	PCT	Rebounds	PF	A	TO	BLK	STL	PTS	AVG					
vs BYU	12/14/2024	*	19:03	2-4	.500	0-1	.000	0-0	.000	0	2	2	2	0	0	4	4.0					
Bellarmine	12/19/2024	*	23:46	6-9	.667	0-2	.000	0-0	.000	0	2	2	2	0	1	12	8.0					
at Cal St. Fullerton	12/22/2024	*	34:19	3-7	.429	0-1	.000	0-0	.000	2	4	6	3	2	1	1	6	7.3				
Nevada	12/28/2024	*	27:18	3-6	.500	2-3	.667	0-0	.000	0	1	1	2	0	2	0	8	7.5				
Boise St.	12/31/2024	*	30:11	0-4	.000	0-0	.000	4-6	.667	1	5	6	3	4	1	1	0	2	4	6.8		
at Air Force	01/04/2025	*	32:51	6-8	.750	0-0	.000	1-4	.250	2	3	5	3	7	4	0	3	2	2	13	7.8	
New Mexico	01/07/2025	*	28:04	2-7	.286	1-2	.500	1-3	.333	3	4	7	4	1	2	0	1	0	0	6	7.6	
at Boise St.	01/14/2025	*	26:49	1-5	.200	0-2	.000	2-3	.667	1	0	1	3	8	3	2	1	1	1	4	7.1	
Colorado St.	01/18/2025	*	22:59	1-5	.200	0-4	.000	0-0	.000	1	1	2	3	6	2	0	0	1	2	2	6.6	
at UNLV	01/21/2025	*	35:48	3-5	.600	2-4	.500	1-2	.500	2	3	5	3	7	3	4	4	0	0	9	6.8	
at San Jose St.	01/25/2025	*	29:30	1-8	.125	0-3	.000	0-3	.000	3	0	3	3	6	4	0	1	0	0	2	6.4	
Fresno St.	01/28/2025	*	20:05	2-5	.400	0-2	.000	0-0	.000	1	2	3	3	6	1	0	2	0	0	4	6.2	
at San Diego St.	02/01/2025	*	13:21	1-2	.500	1-2	.500	0-2	.000	0	1	1	3	4	5	1	0	0	0	3	5.9	
Utah St.	02/04/2025	*	29:29	3-6	.500	0-2	.000	2-2	1.000	2	2	4	3	4	3	2	1	1	0	8	6.1	
UNLV	02/08/2025	*	28:34	3-6	.500	0-0	.000	1-4	.250	3	3	6	3	6	3	1	1	0	0	7	6.1	
at New Mexico	02/12/2025	*	24:52	1-2	.500	0-0	.000	0-0	.000	2	0	2	3	5	3	1	2	0	0	2	5.9	
at Colorado St.	02/15/2025	*	23:03	3-6	.500	1-4	.250	0-0	.000	2	1	3	5	1	0	2	0	0	0	7	5.9	
Air Force	02/18/2025	*	15:16	2-5	.400	1-3	.333	0-0	.000	2	1	3	3	4	1	0	0	1	0	5	5.9	
at Nevada	02/25/2025	*	02:22	0-1	.000	0-1	.000	0-0	.000	0	0	0	3	3	0	0	0	0	0	0	5.6	
San Diego St.	03/01/2025	*	31:25	4-6	.667	2-3	.667	2-2	1.000	3	3	6	3	4	3	2	0	1	1	12	5.9	
at Fresno St.	03/04/2025	*	05:38	0-3	.000	0-2	.000	1-2	.500	0	1	1	3	3	4	1	0	0	1	1	5.7	
Totals			15	504:43	47-110	.427	10-41	.244	15-33	.455	30	39	69	3	3	56	19	23	10	11	119	5.7

Player Averages

Games Played	Minutes/game	Points/game	FG Pct	3FG Pct	FT Pct	Rebounds/game	Assists/game	Turnovers/game	Assist/Turnover ratio	Steals/game	Blocks/game
21	24.0	5.7	.427	.244	.455	3.3	0.9	1.1	0.8	0.5	0.5

#8 HENRY, Cole

Opponent	Date	GS	MIN	FG	FGA	PCT	3FG	3FGA	PCT	FT	FTA	PCT	OFF	DEF	TOT	AVG	PF	A	TO	BLK	STL	PTS	AVG
Concordia-St. Paul	11/04/2024	*	15:34	6-9	.667	0-0	.000	0-0	.000	0-0	.000	1	4	5	5.0	3	1	0	0	0	12	12.0	
Tennessee St.	11/10/2024	*	23:18	3-4	.750	0-0	.000	1-4	.250	1	5	6.5	2	3	1	0	0	0	0	7	9.5		
at Texas Tech	11/13/2024	*	19:58	2-4	.500	0-0	.000	1-3	.333	5	1	6	5	7	3	0	1	0	0	0	5	8.0	
Utah Tech	11/16/2024	*	14:52	3-4	.750	0-0	.000	0-2	.000	2	1	3	3	5.0	1	3	2	0	1	6	7.5		
vs Tulane	11/26/2024	*	22:23	3-3	1.000	0-0	.000	4-7	.571	0	4	4	4	4.8	3	2	1	1	0	10	8.0		
vs LMU (CA)	11/27/2024	*	19:45	5-8	.625	0-0	.000	2-2	1.000	1	2	3	4.5	0	1	1	1	1	1	12	8.7		
at Utah St.	12/04/2024	*	15:33	0-1	.000	0-0	.000	0-0	.000	0	2	2	4.1	4	2	2	2	0	0	0	7.4		
at South Dakota	12/10/2024	*	15:14	1-3	.333	0-0	.000	2-3	.667	2	2	4	4.1	2	0	5	0	0	0	4	7.0		
vs BYU	12/14/2024	*	15:56	1-2	.500	0-0	.000	0-2	.000	1	2	3	4	0	2	1	0	0	0	2	6.4		
Bellarmine	12/19/2024	*	21:17	4-5	.800	0-0	.000	3-4	.750	2	3	5.4	4	0	1	1	1	2	11	6.9			
at Cal St. Fullerton	12/22/2024	*	10:48	1-2	.500	0-0	.000	0-0	.000	1	1	2	3.9	3	2	0	0	0	0	2	6.5		
Nevada	12/28/2024	*	05:58	0-1	.000	0-0	.000	2-2	1.000	1	1	2	3.8	2	0	2	0	0	0	2	6.1		
Boise St.	12/31/2024	*	16:35	2-3	.667	0-0	.000	1-2	.500	2	1	3	3.7	2	2	0	0	0	0	5	6.0		
at Air Force	01/04/2025	*	26:43	4-5	.800	0-0	.000	0-0	.000	0	4	4	3.7	3	2	3	0	0	0	8	6.1		
New Mexico	01/07/2025	*	25:04	4-10	.400	0-0	.000	2-4	.500	0	5	5	3.8	5	0	2	1	1	1	10	6.4		
at Boise St.	01/14/2025	*	13:11	2-3	.667	0-0	.000	0-1	.000	0	3	3	3	8	2	0	0	0	0	4	6.3		
Colorado St.	01/18/2025	*	13:12	2-5	.400	0-0	.000	0-0	.000	0	2	2	3.6	1	0	1	0	0	0	4	6.1		
at UNLV	01/21/2025	*	21:54	2-3	.667	0-0	.000	0-1	.000	1	5	6	3.8	4	3	0	0	0	0	4	6.0		
at San Jose St.	01/25/2025	*	06:56	0-2	.000	0-0	.000	0-0	.000	1	2	3	3.7	1	0	0	0	0	0	0	5.7		
Fresno St.	01/28/2025	*	32:02	3-3	1.000	0-0	.000	2-3	.667	0	1	1	3.6	4	4	1	0	1	0	8	5.8		
at San Diego St.	02/01/2025	*	02:57	0-1	.000	0-0	.000	0-0	.000	0	1	1	3.5	0	0	0	0	0	0	0	5.5		
Utah St.	02/04/2025	*	20:06	4-7	.571	0-0	.000	0-0	.000	0	2	2	3.4	3	2	4	0	0	0	8	5.6		
UNLV	02/08/2025	*	24:41	5-8	.625	0-0	.000	1-2	.500	1	2	3	3.5	2	6	1	0	1	0	10	5.8		
at New Mexico	02/12/2025	*	22:53	4-7	.571	0-0	.000	2-7	.286	1	3	4	3.5	3	2	1	1	1	1	10	6.0		
at Colorado St.	02/15/2025	*	26:03	1-5	.200	0-0	.000	1-2	.500	1	4	4	3.6	1	1	3	2	0	0	3	5.9		
Air Force	02/18/2025	*	29:37	8-11	.727	0-0	.000	0-1	.000	2	7	9	3.8	3	1	1	0	0	0	16	6.3		
San Jose St.	02/22/2025	*	27:33	4-10	.400	0-0	.000	1-1	.500	1	1	2	3.7	3	1	1	0	1	0	11	6.4		
at Nevada	02/25/2025	*	13:39	2-3	.667	0-0	.000	0-1	.000	1	0	1	3	6	1	0	0	0	0	4	6.4		
San Diego St.	03/01/2025	*	19:22	1-2	.500	0-0	.000	0-0	.000	2	4	6	3.7	1	0	3	0	0	0	2	6.2		
at Fresno St.	03/04/2025	*	26:13	2-7	.286	0-0	.000	0-0	.000	3	2	5	3.7	3	2	1	0	0	0	4	6.1		
Totals			26	569:14	79-141	.560	0-0	.000	26-55	.473	35	77	112	3	7	67	41	40	10	9	184	6.1	

Player Averages

Games Played	Minutes/game	Points/game	FG Pct	3FG Pct	FT Pct	Rebounds/game	Assists/game	Turnovers/game	Assist/Turnover ratio	Steals/game	Blocks/game
30	19.0	6.1	.560	0.0	.473	3.7	1.4	1.3	1.0	0.3	0.3

Season & Career Highs

Season Highs

Points	13 vs. Air Force, 1-4-25
FG Made	6 twice, last vs. Air Force, 1-4-25
3FG Made	2 three times, last vs. San Diego State, 3-1-25
FT Made	4 vs. Boise State, 12-31-24
Rebounds	7 vs. New Mexico, 1-7-25
Assists	4 at UNLV, 1-21-25
Blocks	2 twice, last vs. Air Force, 1-4-25
Steals	2 twice, last vs. Air Force, 1-4-25
Minutes	36 at UNLV, 1-21-25

Career Highs

Points	16, vs. Westmont, 11-22-23
FG Made	6 twice, last vs. Bellarmine, 12-19-24
3FG Made	2 three times, last vs. Portland State, 11-9-23
FT Made	4 twice, last at Fresno State, 11-27-23
Rebounds	7 vs. New Mexico, 1-7-25
Assists	5 vs. Portland State, 11-9-23
Blocks	2 three times, last vs. Air Force, 1-4-25
Steals	2 three times, last vs. vs. Air Force, 1-4-25

Double-Figure Scoring Games

Season	3
Career	6

Double-Figure Rebounding Games

Season	0
Career	0

Twenty-Point Scoring Games

Season	0
Career	0

Double-Double Games

Season	0
Career	0

Wyoming Career Statistics

		Field Goals										3-Point			F-Throws			Rebounds			Scoring									
SEASON	TEAM	GP-GS	MIN	AVG	FG-FGA	FG%	3FG-3FGA	3FG%	FT-FTA	FT%	OFF	DEF	TOT	AVG	PF	A	TO	BLK	STL	PTS	AVG									
2022-23	UCSB	23-0	157:6.8	14-32	.438	2-11	.182	5-11	.455	5	13	18	0.8	18-0	6	8	1	3	35	1.5										
2023-24	UCSB	29-9	438:15.1	40-91	.440	11-41	.268	22-30	.733	22	47	69	2.4	57-1	25	18	10	7	113	3.9										
2024-25	UW	21-15	505:24.0	47-110	.427	10-41	.244	15-33	.455	30	39	69	3.3	56-1	19	23	10	11	119	5.7										
TOTAL FOR UW		21-15	505:24.0	47-110	.427	10-41	.244	15-33	.455	30	39	69	3.3	56-1	19	23	10	11	119	5.7										
TOTAL		72-129	159:15.1	101-233	.433	23-94	.247	42-74	.568	57	95	121	1.61	131-2	50	49	21	21	267	3.7										

Wyoming Cowboys



#9 Abou Magassa

Sophomore □ Forward □ 6-07 □ 215
Morsang-sur-Orge, France (Saint Louis)

2024-25 Averages

PTS	REB	AST	FG%	3FG%	FT%	MIN
3.2	3.7	0.2	.732	.000	.453	14.9

Notable

- Recorded three steals at Texas Tech
- Named MW Freshman of the Week following New Mexico
- Recorded a career-high nine rebounds against BYU

2024-25 Game-by-Game Statistics

#9 MAGASSA, Abou

Opponent	Date	GS	MIN	Total			3-Pointers			Free throws			Rebounds			PF	A	TO	BLK	STL	PTS	AVG
				FG	FGA	PCT	3FG	3FGA	PCT	FT	FTA	PCT	OFF	DEF	TOT							
Concordia-St. Paul	11/04/2024	*	22:07	3-4	.750	0-1	.000	1-3	.333	2	3	5	5.0	3	1	0	1	7	7.0			
Tennessee St.	11/10/2024		17:01	2-3	.667	0-0	.000	0-0	.000	1	4	5	5.0	2	1	1	1	4	5.5			
at Texas Tech	11/13/2024		13:02	1-1	1.000	0-0	.000	1-2	.500	3	0	3	4.3	0	0	4	0	3	3.4			
Utah Tech	11/16/2024	*	15:28	2-3	.667	0-0	.000	1-2	.500	2	3	5	4.5	5	0	1	0	5	4.8			
Southeastern La.	11/22/2024		21:01	2-2	1.000	0-0	.000	5-6	.833	4	3	7	5.0	3	0	0	0	9	5.6			
vs Tulane	11/26/2024	*	19:20	2-3	.667	0-0	.000	0-3	.000	1	6	7	5.3	2	0	1	0	4	5.3			
vs LMU (CA)	11/27/2024	*	21:33	1-2	.500	0-0	.000	0-0	.000	3	2	5	5.3	2	0	0	0	1	2	4.9		
at Utah St.	12/04/2024		05:11	0-0	.000	0-0	.000	0-0	.000	0	0	0	4.6	1	0	0	0	0	0	4.3		
at South Dakota	12/10/2024		11:44	2-2	1.000	0-0	.000	0-0	.000	2	2	4	4.6	3	0	0	0	0	4	4.2		
vs BYU	12/14/2024	*	22:47	1-1	1.000	0-0	.000	0-2	.000	3	6	9	5.0	1	0	1	2	0	4	4.0		
Bellarmine	12/19/2024		22:38	2-3	.667	0-1	.000	1-1	1.000	2	7	9	5.4	1	0	0	0	5	4.1			
at Cal St. Fullerton	12/22/2024		12:46	0-1	.000	0-0	.000	0-0	.000	1	1	2	5.1	0	0	2	0	1	0	3.8		
Nevada	12/28/2024		03:52	0-0	.000	0-0	.000	0-0	.000	0	0	0	4.7	3	0	0	0	0	0	3.5		
Boise St.	12/31/2024		09:49	1-2	.500	0-1	.000	0-0	.000	2	2	4	4.6	1	0	0	1	0	2	3.4		
at Air Force	01/04/2025		07:01	1-1	1.000	0-0	.000	0-0	.000	0	2	2	4.5	1	0	0	0	0	2	3.3		
New Mexico	01/07/2025		23:38	5-5	1.000	0-0	.000	0-0	.000	2	3	5	4.5	0	0	1	0	10	3.7			
at Boise St.	01/14/2025		12:48	0-0	.000	0-0	.000	0-0	.000	0	0	0	4.2	3	0	0	0	0	0	3.5		
Colorado St.	01/18/2025	*	22:57	2-3	.667	0-0	.000	1-2	.500	3	1	4	4.2	3	0	0	0	5	3.6			
at UNLV	01/21/2025	*	14:33	1-1	1.000	0-0	.000	0-0	.000	0	1	1	4.1	3	0	2	0	0	2	3.5		
at San Jose St.	01/25/2025	*	08:11	0-1	.000	0-0	.000	0-0	.000	0	1	1	3.9	0	0	0	0	0	0	3.3		
Fresno St.	01/28/2025		07:20	0-1	.000	0-0	.000	0-0	.000	1	0	1	3.8	1	1	0	1	0	0	3.1		
at San Diego St.	02/01/2025		15:29	0-0	.000	0-0	.000	0-0	.000	1	1	2	3.7	2	0	0	0	0	0	3.0		
UNLV	02/08/2025	*	11:04	4-4	1.000	0-0	.000	0-0	.000	0	1	1	3.6	1	0	1	0	0	9	3.3		
at New Mexico	02/12/2025	*	14:35	2-2	1.000	0-0	.000	0-0	.000	0	3	3	3.5	1	1	2	1	0	4	3.3		
at Colorado St.	02/15/2025	*	15:00	0-0	.000	0-0	.000	0-0	.000	1	4	5	3.6	2	0	1	0	0	0	3.2		
Air Force	02/18/2025		03:56	0-0	.000	0-0	.000	1-3	.333	1	0	1	3.5	1	0	0	0	0	1	3.1		
San Jose St.	02/22/2025	*	27:47	3-4	.750	0-0	.000	1-2	.500	3	4	7	3.6	5	1	0	0	0	7	3.2		
at Nevada	02/25/2025	*	29:21	4-5	.800	0-0	.000	0-2	.000	1	7	8	3.8	2	0	0	1	1	8	3.4		
San Diego St.	03/01/2025	*	15:01	0-1	.000	0-0	.000	0-0	.000	2	2	4	3.8	3	1	1	1	0	0	3.3		
at Fresno St.	03/04/2025		01:24	0-1	.000	0-0	.000	0-0	.000	0	0	0	3.7	0	0	0	0	0	0	3.2		
Totals			14	448:23	41-56	.732	0-3	.000	13-30	.433	41	69	110	3.7	55	6	16	11	7	95	3.2	

Player Averages

Games Played	Minutes/game	Points/game	FG Pct	3FG Pct	FT Pct	Rebounds/game	Assists/game	Turnovers/game	Assist/Turnover ratio	Steals/game	Blocks/game
30	14.9	3.2	73.2	0.0	43.3	3.7	0.2	0.5	0.4	0.2	0.4

Season & Career Highs

Season Highs

Points 10 vs. New Mexico, 1-7-25
FG Made 5 vs. New Mexico, 1-7-25
3FG Made NA
FT Made 5 vs. Southeastern La., 11-22-24
Rebounds 9 twice, last vs. Bellarmine, 12-19-24
Assists 1 five times, last vs. San Diego State, 3-1-25
Blocks 2 vs. BYU, 12-14-24
Steals 3 vs. Texas Tech, 11-13-24
Minutes 29 vs. Nevada, 2-25-25

Career Highs

Points 10 vs. New Mexico, 1-7-25
FG Made 5 vs. New Mexico, 1-7-25
3FG Made NA
FT Made 5 vs. Southeastern La., 11-22-24
Rebounds 9 twice, last vs. Bellarmine, 12-19-24
Assists 1 four times, vs. San Jose State, 2-22-25
Blocks 2 vs. BYU, 12-14-24
Steals 3 vs. Texas Tech, 11-13-24
Minutes 29 vs. Nevada, 2-25-25

Double-Figure Scoring Games

Season 1
Career 1

Double-Figure Rebounding Games

Season 0
Career 0

Twenty-Point Scoring Games

Season 0
Career 0

Double-Double Games

Season 0
Career 0

Wyoming Career Statistics

			Field Goals		3-Point		F-Throws		Rebounds						Scoring				
SEASON TEAM	GP-GS	MIN/AVG	FG-FGA	FG%	3FG-3FGA	3FG%	FT-FTA	FT%	OFF DEF	TOT AVG	PF-FO	A	TO	BLK	STL	PTS AVG			
2024-25 UW	30-14	448/14.9	41-56	.732	0-3	.000	13-30	.433	41	69	110	3.7	55-2	6	16	11	7	95	3.2
TOTAL	30-14	448/14.9	41-56	.732	0-3	.000	13-30	.433	41	69	110	3.7	55-2	6	16	11	7	95	3.2



#10 Levi Brown

Redshirt-Freshman □ Guard □ 6-0 □ 167
Laramie, Wyo. (Laramie)

2024-25 Averages

PTS	REB	AST	FG%	3FG%	FT%	MIN
0.0	0.0	0.0	---	---	---	1.5

Notable

- Redshirted last year for the Cowboys.
- One of five player on last season's roster

2024-25 Game-by-Game Statistics

#10 BROWN, Levi

Opponent	Date	GS	MIN	Total		3-Pointers		Free throws		Rebounds		PF	A	TO	BLK	STL	PTS	AVG	
				FG	FGA	3FG	3FGA	PCT	FT	FTA	PCT								OFF
Concordia-St. Paul	11/04/2024		02:09	0-0	.000	0-0	.000	0-0	.000	0	0	0	0.0	1	0	0	0	0.0	
Tennessee St.	11/10/2024		00:25	0-0	.000	0-0	.000	0-0	.000	0	0	0	0.0	0	0	0	0	0.0	
at Texas Tech	11/13/2024		01:41	0-0	.000	0-0	.000	0-0	.000	0	0	0	0.0	0	0	0	0	0.0	
at Boise St.	01/14/2025		01:08	0-0	.000	0-0	.000	0-0	.000	0	0	0	0.0	0	0	0	0	0.0	
at Nevada	02/25/2025		02:03	0-0	.000	0-0	.000	0-0	.000	0	0	0	0.0	0	0	1	0	0.0	
Totals			0	07:26	0-0	.000	0-0	.000	0-0	.000	0	0	0	0.0	1	0	1	0	0.0

Player Averages

Games Played	Minutes/game	Points/game	FG Pct	3FG Pct	FT Pct	Rebounds/game	Assists/game	Turnovers/game	Assist/Turnover ratio	Steals/game	Blocks/game
5	1.5	0.0	0.0	0.0	0.0	0.0	0.0	0.2	0.0	0.0	0.0

Season & Career Highs

Season Highs

Points N/A
FG Made N/A
3FG Made N/A
FT Made N/A
Rebounds N/A
Assists N/A
Blocks N/A
Steals N/A
Minutes 2 vs. Nevada, 2-25-25

Career Highs

Points N/A
FG Made N/A
3FG Made N/A
FT Made N/A
Rebounds N/A
Assists N/A
Blocks N/A
Steals N/A
Minutes 2 vs. vs. Nevada, 2-25-25

Double-Figure Scoring Games

Season 0
Career 0

Double-Figure Rebounding Games

Season 0
Career 0

Twenty-Point Scoring Games

Season 0
Career 0

Double-Double Games

Season 0
Career 0

Wyoming Career Statistics

			Field Goals		3-Point		F-Throws		Rebounds							Scoring			
SEASON TEAM	GP-GS	MIN/AVG	FG-FA	FG%	3FG-3FA	3FG%	FT-FTA	FT%	OFF	DEF	TOT	AVG	PF-FO	A	TO	BLK	STL	PTS	AVG
2024-25 UW	5-0	7/1.5	0-0	.000	0-0	.000	0-0	.000	0	0	0	0.0	1-0	0	1	0	0	0	0.0
TOTAL	5-0	7/1.5	0-0	.000	0-0	.000	0-0	.000	0	0	0	0.0	1-0	0	1	0	0	0	0.0

Wyoming Cowboys



#11 Dontaie Allen

Senior □ Guard □ 6-6 □ 210
Falmouth Ky. (Western Kentucky)

2024-25 Averages

PTS	REB	AST	FG%	3FG%	FT%	MIN
7.9	3.4	1.0	.355	.311	.765	24.3

Notable

- Has 183 career three pointers
- Grabbed career-high 11 rebounds at New Mexico



#12 Scottie Ebube

Junior □ Center □ 6-10 □ 275
Mundelein, Ill. (Southern Illinois)

2024-25 Averages

PTS	REB	AST	FG%	3FG%	FT%	MIN
5.0	2.5	0.3	.696	---	.361	9.9

Notable

- Scored career-high 22 points at San Jose State
- Grabbed season-high six rebounds at San Jose State
- Leads team in dunks

2024-25 Game-by-Game Statistics

Opponent	Date	GS	MIN	Total		3-Pointers		Free throws		Rebounds		PF	A	TO	BLK	STL	PTS	AVG			
				FG-FGA	PCT	3FG-3FGA	PCT	FT-FTA	PCT	OFF	DEF								TOT	AVG	
Concordia-St. Paul	11/04/2024	*	25:02	2-8	.250	1-6	.167	0-0	.000	0	0	0	0	1	2	2	1	5.0			
Tennessee St.	11/10/2024	*	17:09	0-6	.000	0-2	.000	4-5	.800	0	4	4	2	0	1	0	2	4.5			
at Texas Tech	11/13/2024	*	21:39	1-8	.125	0-4	.000	0-1	.000	1	0	1	1	1	0	2	1	2.3			
Utah Tech	11/16/2024	*	19:15	3-5	.600	0-1	.000	3-6	.500	1	4	5	2	4	1	2	1	9.0			
Southeastern La.	11/22/2024	*	28:19	1-7	.143	0-4	.000	2-3	.667	2	4	6	3	2	0	1	0	4.8			
vs Tulane	11/26/2024	*	16:32	1-7	.143	1-6	.167	0-0	.000	0	1	1	2	2	0	1	1	0	3.4		
vs LMU (CA)	11/27/2024	*	05:01	0-1	.000	0-1	.000	0-0	.000	0	2	2	2	0	0	1	0	0	3.9		
at Utah St.	12/04/2024	*	28:46	3-5	.600	3-4	.750	0-0	.000	0	1	1	2	0	0	0	0	0	9.4		
at South Dakota	12/10/2024	*	23:02	2-8	.250	0-4	.000	6-7	.857	2	3	5	2	1	1	3	0	10.5			
vs BYU	12/14/2024	*	15:12	1-7	.143	1-5	.200	1-2	.500	0	0	0	2	5	1	0	0	0	4.5		
Bellarmine	12/19/2024	*	03:36	1-2	.500	0-0	.000	2-2	1.000	1	0	1	2	4	0	0	0	0	4.9		
at Cal St. Fullerton	12/22/2024	*	05:37	1-1	1.000	1-1	1.000	0-0	.000	0	0	0	2	2	0	0	0	0	3.4		
Nevada	12/28/2024	*	30:17	3-3	1.000	3-3	1.000	0-0	.000	1	4	5	2	4	1	2	1	0	9.5		
Boise St.	12/31/2024	*	27:34	3-7	.429	2-5	.400	0-0	.000	1	1	2	2	4	0	0	0	0	8.5		
at Air Force	01/04/2025	*	22:01	5-5	1.000	4-4	1.000	0-0	.000	0	2	2	2	3	0	0	0	0	14.5		
New Mexico	01/07/2025	*	33:50	2-9	.222	1-5	.200	6-8	.750	0	5	5	2	5	2	2	1	0	11.6		
at Boise St.	01/14/2025	*	21:32	4-9	.444	1-3	.333	2-2	1.000	0	2	2	2	5	0	1	0	0	11.6		
Colorado St.	01/18/2025	*	35:46	5-9	.556	3-5	.600	1-2	.500	0	4	4	2	6	3	2	0	0	14.6		
at UNLV	01/21/2025	*	14:54	2-6	.333	2-5	.400	0-0	.000	0	1	1	2	5	1	0	0	0	6.8		
at San Jose St.	01/25/2025	*	27:34	2-9	.222	2-8	.250	0-0	.000	0	3	3	2	5	0	1	2	0	6.8		
Fresno St.	01/28/2025	*	26:13	4-12	.333	4-11	.364	2-2	1.000	1	3	4	2	6	2	3	0	0	14.7		
at San Diego St.	02/01/2025	*	35:49	5-10	.500	4-8	.500	4-4	1.000	0	6	6	2	7	1	0	0	0	21.8		
Utah St.	02/04/2025	*	37:39	2-10	.200	1-8	.125	5-5	1.000	0	5	5	2	8	3	2	1	1	10.7		
UNLV	02/08/2025	*	17:05	0-3	.000	0-3	.000	0-0	.000	0	2	2	2	8	1	2	0	0	0.7		
at New Mexico	02/12/2025	*	30:04	1-2	.500	0-1	.000	1-3	.333	0	11	11	3	1	4	1	1	0	3.7		
at Colorado St.	02/15/2025	*	30:44	5-9	.556	2-3	.667	3-4	.750	0	2	2	3	1	1	3	0	0	15.7		
Air Force	02/18/2025	*	33:26	5-10	.500	1-2	.500	1-2	.500	2	3	5	3	1	3	1	2	0	12.7		
San Jose St.	02/22/2025	*	24:56	0-1	.000	0-0	.000	2-2	1.000	0	5	5	3	4	2	1	0	1	7.5		
at Nevada	02/25/2025	*	24:12	2-8	.250	1-6	.167	1-2	.500	2	4	6	3	3	2	2	1	0	6.7		
San Diego St.	03/01/2025	*	34:27	6-15	.400	2-8	.250	2-2	1.000	2	2	4	3	4	1	1	0	0	16.7		
at Fresno St.	03/04/2025	*	37:20	4-12	.333	2-9	.222	4-4	1.000	2	3	5	3	4	5	1	0	0	14.9		
Totals			16	754:34	76-214	.355	42-135	.311	52-68	.765	18	87	105	3.4	54	31	36	9	13	246	7.9

Player Averages

Games Played	Minutes/game	Points/game	FG Pct	3FG Pct	FT Pct	Rebounds/game	Assists/game	Turnovers/game	Assist/Turnover ratio	Steals/game	Blocks/game
31	24.3	7.9	35.5	31.1	76.5	3.4	1.0	1.2	0.9	0.4	0.3

Season & Career Highs

Season Highs

Points 18 at San Diego State, 2-1-25
FG Made 6 vs. San Diego State, 3-1-25
3FG Made 4 three times, last at San Diego State, 2-1-25
FT Made 6, twice last vs. New Mexico, 1-7-25
Rebounds 11 at New Mexico, 2-12-25
Assists 4 at New Mexico, 2-12-25
Blocks 1 five times, vs. UNLV, 2-8-25
Steals 2 twice, last at San Diego State, 2-1-25
Minutes 38 vs. Utah State, 2-4-25

Career Highs

Points 30, vs. FIU, 1-25-24
FG Made 9 twice, last vs. FIU, 1-25-24
3FG Made 7 at Mississippi State, 1-2-21
FT Made 7 vs. FIU, 1-25-24
Rebounds 11 at New Mexico, 2-12-25
Assists 4 at New Mexico, 2-12-25
Blocks 2 twice, last vs. Bowling Green, 11-24-23
Steals 2 six times, last vs. Tennessee St., 11-10-24

Double-Figure Scoring Games

Season 12
Career 39

Twenty-Point Scoring Games

Season 0
Career 6

Double-Figure Rebounding Games

Season 0
Career 0

Double-Double Games

Season 0
Career 0

Wyoming Career Statistics

		Field Goals				3-Point		F-Throws		Rebounds			Scoring							
SEASON	TEAM	GP-GS	MIN/AVG	FG-FGA	PCT	3FG-3FGA	PCT	FT-FTA	PCT	OFF	DEF	TOT	AVG	PF-FO	A	TO	BLK	STL	PTS	AVG
2020-21	UK	22-1	309/14.0	39-100	.390	31-78	.397	9-14	.643	5	29	34	1.5	16-0	6	17	6	8	118	5.4
2021-22	UK	18-0	120/6.6	15-51	.294	7-37	.189	4-4	1.000	5	17	22	1.2	11-0	6	4	3	2	41	2.3
2022-23	Westky	26-11	543/20.9	79-193	.409	47-125	.376	38-56	.679	17	64	81	3.1	40-0	13	28	5	12	243	9.3
2023-24	Westky	33-13	686/20.8	89-220	.405	56-140	.400	37-52	.712	12	86	98	3.0	54-1	21	37	12	27	372	11.3
2024-25	UW	31-16	755/24.3	76-214	.355	42-135	.311	52-68	.765	18	87	105	3.4	54-31	31	36	9	13	246	7.9
TOTAL FOR UW		31-16	755/24.3	76-214	.355	42-135	.311	52-68	.765	18	87	105	3.4	54-31	36	9	13	246	7.9	
TOTAL		130-41	2412/18.6	298-778	.383	183-515	.355	140-194	.722	57	283	340	2.6	175-72	127	122	35	57	919	7.1

#12 EBUBE, Scottie

Opponent	Date	GS	MIN	Total		3-Pointers		Free throws		Rebounds		PF	A	TO	BLK	STL	PTS	AVG			
				FG-FA	PCT	3FG-3FGA	PCT	FT-FTA	PCT	OFF	DEF								TOT	AVG	
Concordia-St. Paul	11/04/2024		10:04	9-12	.750	0-0	.000	1-2	.500	1	1	2	2	0	4	1	1	2	19.0		
Tennessee St.	11/10/2024		08:01	1-1	1.000	0-0	.000	1-4	.250	2	0	2	2	0	5	0	4	0	3	11.0	
at Texas Tech	11/13/2024		06:54	0-0	.000	0-0	.000	0-0	.000	1	2	3	2	3	2	1	0	0	0	7.3	
Southeastern La.	11/22/2024		05:05	0-1	.000	0-0	.000	3-4	.750	2	2	4	2	8	4	0	2	1	0	3	6.3
vs LMU (CA)	11/27/2024		12:44	3-3	1.000	0-0	.000	0-1	.000	2	1	3	2	8	3	0	2	1	0	6	6.2
at Utah St.	12/04/2024		22:24	3-5	.600	0-0	.000	0-1	.000	1	3	4	3	0	3	1	0	2	0	6	6.2
at South Dakota	12/10/2024		15:23	2-5	.400	0-0	.000	3-7	.429	3	2	5	3	3	1	3	2	0	7	6.3	
vs BYU	12/14/2024		13:08	1-1	1.000	0-0	.000	0-0	.000	0	1	1	3	0	2	0	0	0	2	5.8	
at Cal St. Fullerton	12/22/2024		03:41	1-1	1.000	0-0	.000	0-0	.000	0	0	0	2	7	3	0	0	0	0	2	5.3
Nevada	12/28/2024		13:21	2-4	.500	0-0	.000	0-0	.000	0	1	1	2	5	2	0	2	0	1	4	5.2
Boise St.	12/31/2024		03:53	0-0	.000	0-0	.000	0-0	.000	0	0	2	3	1	0	1	0	0	0	4.7	
New Mexico	01/07/2025		00:10	0-0	.000	0-0	.000	0-0	.000	0	0	0	2	1	1	0	0	0	0	4.3	
at Boise St.	01/14/2025		08:52	1-5	.200	0-0	.000	2-4	.500	3	1	4	2	2	1	1	2	0	0	4	4.3
Colorado St.	01/18/2025		01:55	0-1	.000	0-0	.000	0-0	.000	1	0	1	2	1	0	0	0	0	0	4.0	
at San Jose St.	01/25/2025		16:46	11-14	.786	0-0	.000	0-3	.000	4	2	6	2	4	4	0	0	0	0	22	5.2
Fresno St.	01/28/2025		02:16	0-0	.000	0-0	.000	0-0	.000	0	0	0	2	3	0	0	0	0	0	0	4.9
at San Diego St.	02/01/2025		11:09	2-2	1.000	0-0	.000	2-4	.500	0	2	2	3	3	1	2	0	0	0	4	4.9
Utah St.	02/04/2025		11:16	2-2	1.000	0-0	.000	2-4	.500	0	2	2	3	3	1	2	0	0	0	4	4.9
UNLV	02/08/2025		04:16	1-2	.500	0-0	.000	0-0	.000	1	2	3	2	4	0	1	0	0	0	2	4.7
at Nevada	02/25/2025		12:39	3-3	1.000	0-0	.000	0-2	.000	1	2	3	2	4	2	1	2	0	0	6	4.8
San Diego St.	03/01/2025		20:38	4-4	1.000	0-0	.000	1-4	.250	3	2	5	2	5	4	0	4	0	0	9	5.0
at Fresno St.	03/04/2025		13:47	2-2	1.000	0-0	.000	0-0	.000	1	2	3	2	5	2	0	2	1	0	4	5.0
Totals			0	218:24	48-69	.696	0-0	.000	13-36	.361	28	28	56	2.5	53	6	30	8	4	109	5.0

Player Averages

Games Played	Minutes/game
--------------	--------------

Wyoming Cowboys



#14 Garrett Spielman
Freshman □ Guard/Forward □ 6-7 □ 192
Sheridan, Wyo. (Sheridan HS)

2024-25 Averages

PTS	REB	AST	FG%	3FG%	FT%	MIN
---	---	---	---	---	---	---

Notable

- Joined the program as a walk-on.
- An All-State player as a senior

2024-25 Game-by-Game Statistics



#15 Oleg Kojenets

Junior □ Forward □ 7-0 □ 228
Kaunas, Lithuania (Nebraska)

2024-25 Averages

PTS	REB	AST	FG%	3FG%	FT%	MIN
2.6	2.4	0.0	.412	---	.789	10.1

Notable

- Added six points and five rebounds at New Mexico
- Grabbed a career-high eight rebounds against Southeastern La.
- Scored season-high seven points against Southeastern La. and SJSU

2024-25 Game-by-Game Statistics

#15 KOJENETS, Oleg

Opponent	Date	GS	MIN	Total	3-Pointers	Free throws	Rebounds	PF	A	TO	BLK	STL	PTS	AVG
Opponent	Date	GS	MIN	FG-FGA	PCT	3FG-3FGA	PCT	FT-FTA	PCT	OFF	DEF	TOT	AVG	
Concordia-St. Paul	11/04/2024		14:22	1-2	.500	0-0	.000	1-2	.500	1	3	4	4.0	2
Tennessee St.	11/10/2024		08:41	0-1	.000	0-0	.000	0-0	.000	0	1	1	2.5	3
at Texas Tech	11/13/2024	*	11:27	0-3	.000	0-0	.000	0-0	.000	1	2	2	3	1
Utah Tech	11/18/2024		17:26	3-4	.750	0-0	.000	0-0	.000	3	2	5	3.0	2
Southeastern La.	11/22/2024	*	21:39	3-5	.600	0-0	.000	1-2	.500	2	6	8	4.0	0
vs Tulane	11/26/2024		06:16	0-1	.000	0-0	.000	4-4	1.000	0	1	1	3.5	2
vs LMU (CA)	11/27/2024		02:10	0-0	.000	0-0	.000	0-0	.000	0	0	0	3.0	0
at Utah St.	12/04/2024		02:03	0-0	.000	0-0	.000	0-0	.000	0	0	0	2.6	1
at South Dakota	12/10/2024		08:51	1-2	.500	0-0	.000	0-0	.000	0	2	2	2.6	1
Bellarmine	12/19/2024		03:36	0-0	.000	0-0	.000	0-0	.000	1	2	3	2.6	0
at Air Force	01/04/2025		04:59	0-0	.000	0-0	.000	0-0	.000	0	0	0	2.4	1
at Boise St.	01/14/2025		10:22	1-2	.500	0-0	.000	2-2	1.000	0	1	1	2.3	1
Colorado St.	01/18/2025		14:05	1-5	.200	0-0	.000	0-0	.000	0	1	1	2.2	0
at UNLV	01/21/2025	*	16:48	2-4	.500	0-0	.000	0-0	.000	0	4	4	2.3	2
at San Jose St.	01/25/2025	*	12:20	2-4	.500	0-0	.000	2-2	1.000	0	1	1	2.2	0
Fresno St.	01/28/2025		01:26	0-1	.000	0-0	.000	0-0	.000	0	0	0	2.1	1
at San Diego St.	02/01/2025	*	25:54	2-5	.400	0-0	.000	2-2	1.000	1	5	6	2.3	3
UNLV	02/08/2025		04:17	0-1	.000	0-0	.000	0-0	.000	0	0	0	2.2	0
at New Mexico	02/12/2025		16:00	3-6	.500	0-0	.000	0-1	.000	2	3	5	2.3	1
Air Force	02/18/2025		01:19	0-1	.000	0-0	.000	0-0	.000	0	2	2	2.3	1
San Jose St.	02/22/2025		11:17	2-2	1.000	0-0	.000	3-3	1.000	2	1	3	2.3	1
at Nevada	02/25/2025		06:02	0-2	.000	0-0	.000	0-0	.000	1	2	3	2.4	2
Totals			5 221:19	21-51	.412	0-0	.000	15-19	.789	14	38	52	2.4	25

Player Averages

Games Played	Minutes/game	Points/game	FG Pct	3FG Pct	FT Pct	Rebounds/game	Assists/game	Turnovers/game	Assist/Turnover ratio	Steals/game	Blocks/game
22	10.1	2.6	41.2	0.0	78.9	2.4	0.0	0.6	0.1	0.1	0.5

Season & Career Highs

Season Highs

Points
FG Made
3FG Made
FT Made
Rebounds
Assists
Blocks
Steals
Minutes

Career Highs

Points
FG Made
3FG Made
FT Made
Rebounds
Assists
Blocks
Steals
Minutes

Double-Figure Scoring Games

Season 0
Career 0

Twenty-Point Scoring Games

Season 0
Career 0

Double-Figure Rebounding Games

Season 0
Career 0

Double-Double Games

Season 0
Career 0

Wyoming Career Statistics

Season & Career Highs

Season Highs

Points 7 vs. Southeastern La., 11-22-24
FG Made 3 three times, last at New Mexico, 2-12-25
3FG Made N/A
FT Made 4 vs. Tulane, 11-26-24
Rebounds 8 vs. Southeastern La., 11-22-24
Assists 1 four times, last vs. Tennessee St., 11-10-24
Blocks 3 at San Diego State, 2-1-25
Steals 1 three times, last at New Mexico, 2-12-25
Minutes 26 at San Diego State, 2-1-25

Career Highs

Points 18 vs. SJSU, 1-2-24
FG Made 5 vs. SJSU, 1-2-24
3FG Made N/A
FT Made 8 vs. SJSU, 1-2-24
Rebounds 8 vs. Southeastern La., 11-22-24
Assists 1 four times, last vs. Tennessee St., 11-10-24
Blocks 5 vs. Cal Poly, 11-11-23
Steals 2 vs. Cal Poly, 11-11-23
Minutes 22, twice last vs. Southeastern La., 11-22-24

Double-Figure Scoring Games

Season 0
Career 2

Double-Figure Rebounding Games

Season 0
Career 0

Twenty-Point Scoring Games

Season 0
Career 0

Double-Double Games

Season 0
Career 0

Wyoming Career Statistics

		Field Goals					3-Point			FT Throws		Rebounds				Scoring					
SEASON	TEAM	GP-GS	MIN	AVG	FG-FGA	FG%	3FG-3FGA	3FG%	FT-FTA	FT%	OFF	DEF	TOT	AVG	PF-FO	A	TO	BLK	STL	PTS	AVG
2022-23	Nebr	18-0	63	3.5	3-6	.500	0-0	.000	4-6	.667	5	8	13	0.7	9-0	0	6	1	1	10	0.6
2023-24	UW	28-0	266	9.5	42-81	.519	0-0	.000	20-34	.588	22	48	70	2.5	29-1	3	35	15	7	104	3.7
2024-25	UW	22-5	221	10.1	21-51	.412	0-0	.000	15-19	.789	14	38	52	2.4	25-0	1	13	10	3	57	2.6
TOTAL FOR UW		50-5	487	9.7	63-132	.477	0-0	.000	35-53	.660	36	86	122	2.4	54-1	4	48	25	10	161	3.2
TOTAL		68-5	549	8.1	66-138	.478	0-0	.000	39-59	.661	41	94	135	2.0	63-1	4	54	26	11	171	2.5

Wyoming Cowboys



#16 Jordan Nesbitt

Senior □ Guard □ 6-6 □ 210
St. Louis, Mo. (Hampton)

2024-25 Averages

PTS	REB	AST	FG%	3FG%	FT%	MIN
8.4	6.8	1.9	.337	.286	.663	27.7

Notable

- Recorded 16 rebounds in opener for most in opener by Pokes since Reggie Slate in 1990-91 opener with 17.
- Has eight double-doubles on the season

2024-25 Game-by-Game Statistics

#16 NESBITT, Jordan

Opponent	Date	GS	MIN	FG-FGA	PCT	3FG-3FGA	PCT	FT-FTA	PCT	OFF	DEF	TOT	AVG	PF	A	TO	BLK	STL	PTS	AVG	
Concordia-St. Paul	11/04/2024	*	25:10	4-11	.364	0-2	.000	3-6	.500	8	8	16	16.0	3	3	1	0	2	11	11.0	
Tennessee St.	11/10/2024	*	26:25	6-12	.500	1-5	.200	2-5	.400	1	6	7	11.5	2	2	1	0	1	15	13.0	
at Texas Tech	11/13/2024	*	28:26	1-10	.100	0-2	.000	2-4	.500	2	2	4	9.0	3	2	2	0	0	4	10.0	
Utah Tech	11/16/2024	*	26:06	3-8	.375	1-2	.500	5-6	.833	2	10	12	9.8	4	2	5	0	0	12	10.5	
Southeastern La.	11/22/2024	*	37:51	5-13	.385	1-5	.200	2-7	.286	2	13	15	10.8	3	1	4	0	1	13	11.0	
vs Tulane	11/26/2024	*	32:43	4-11	.364	0-3	.000	2-2	1.000	4	9	13	11.2	3	3	3	0	0	10	10.8	
vs LMU (CA)	11/27/2024	*	35:38	2-10	.200	1-2	.500	5-6	.833	2	8	10	11.0	0	0	1	0	1	10	10.7	
at Utah St.	12/04/2024	*	36:33	4-9	.444	3-6	.500	2-2	1.000	0	9	9	10.8	4	1	6	0	4	13	11.0	
at South Dakota	12/10/2024	*	34:13	2-5	.400	1-3	.333	2-2	1.000	0	5	5	10.1	4	1	1	0	0	7	10.6	
vs BYU	12/14/2024	*	24:21	3-7	.429	1-3	.333	0-0	.000	0	1	1	9.2	2	1	2	0	0	7	10.2	
Bellarmine	12/19/2024	*	18:25	2-4	.500	2-3	.667	0-0	.000	0	0	0	8.4	3	2	2	1	0	6	9.8	
at Cal St. Fullerton	12/22/2024	*	27:28	2-7	.286	2-5	.400	5-6	.833	0	6	6	8.2	2	2	0	1	0	11	9.9	
Nevada	12/28/2024	*	28:32	3-8	.375	0-2	.000	0-0	.000	1	3	4	7.8	1	0	3	0	1	6	9.6	
Boise St.	12/31/2024	*	23:08	2-9	.222	0-1	.000	1-1	1.000	2	3	5	7.6	5	0	1	0	0	5	9.3	
at Air Force	01/04/2025	*	32:21	3-10	.300	0-0	.000	6-8	.750	3	7	10	7.8	2	3	3	0	0	12	9.5	
New Mexico	01/07/2025	*	32:46	2-11	.182	0-1	.000	1-2	.500	0	8	8	7.8	4	5	2	2	0	5	9.2	
at Boise St.	01/14/2025	*	16:45	0-2	.000	0-2	.000	0-0	.000	0	2	2	7.5	2	2	3	0	0	0	8.6	
Colorado St.	01/18/2025	*	24:37	1-7	.143	0-3	.000	2-2	1.000	0	3	3	7.2	4	0	0	0	0	4	8.4	
at UNLV	01/21/2025	*	31:15	3-7	.429	3-4	.750	4-4	1.000	4	8	12	7.5	2	6	2	0	0	13	8.6	
at San Jose St.	01/25/2025	*	23:59	2-10	.200	2-7	.286	1-2	.500	3	4	7	7.5	2	2	2	1	3	7	8.6	
Fresno St.	01/28/2025	*	34:59	2-5	.400	2-5	.400	4-6	.667	2	8	10	7.6	2	4	3	1	0	10	8.6	
at San Diego St.	02/01/2025	*	22:12	4-10	.400	1-5	.200	0-0	.000	0	1	1	7.3	5	1	3	0	0	9	8.6	
Utah St.	02/04/2025	*	34:27	5-8	.625	1-3	.333	0-1	.000	1	6	7	7.3	3	1	2	0	1	11	8.7	
UNLV	02/08/2025	*	32:50	3-12	.250	1-7	.143	0-1	.000	4	2	6	7.2	4	1	1	0	1	7	8.7	
at New Mexico	02/12/2025	*	33:04	3-5	.600	2-3	.667	0-0	.000	0	7	7	7.2	3	2	5	0	2	8	8.6	
at Colorado St.	02/15/2025	*	31:18	3-9	.333	0-4	.000	1-1	1.000	0	3	3	7.0	4	1	0	1	0	7	8.6	
Air Force	02/18/2025	*	31:53	3-9	.333	0-4	.000	0-2	.000	2	8	10	7.1	2	3	2	1	2	6	8.5	
San Jose St.	02/22/2025	*	31:49	6-14	.429	2-5	.400	4-5	.800	1	6	7	7.1	2	3	3	0	1	18	8.8	
at Nevada	02/25/2025	*	22:52	2-7	.286	2-2	1.000	0-0	.000	0	4	4	7.0	6	2	0	0	0	6	8.7	
San Diego St.	03/01/2025	*	17:21	2-6	.333	1-4	.250	1-2	.500	1	1	2	6.9	2	1	1	0	0	6	8.6	
at Fresno St.	03/04/2025	*	20:38	0-2	.000	0-2	.000	0-0	.000	3	2	5	6.8	5	1	0	1	0	0	8.4	
Totals			25	860:05	87-258	.337	30-105	.286	55-83	.663	48	163	211	6.8	93	58	64	9	20	259	8.4

Player Averages

Games Played	Minutes/game	Points/game	FG Pct	3FG Pct	FT Pct	Rebounds/game	Assists/game	Turnovers/game	Assist/Turnover ratio	Steals/game	Blocks/game
31	27.7	8.4	33.7	28.6	66.3	6.8	1.9	2.1	0.9	0.6	0.3

Season & Career Highs

Season Highs

Points 18 vs. San Jose State, 2-22-25
FG Made 6 twice, last vs. San Jose State, 2-22-25
3FG Made 3 twice, last at UNLV, 1-21-25
FT Made 6 vs. Air Force, 1-4-25
Rebounds 16 vs. Concordia, St. Paul, 11-3-24
Assists 6 at UNLV, 1-21-25
Blocks 2 vs. New Mexico, 1-7-25
Steals 4 at Utah State, 12-4-24
Minutes 38 vs. Southeastern La., 11-22-24

Career Highs

Points 31 vs. Delaware, 1-26-23
FG Made 11 vs. Delaware, 1-26-23
3FG Made 5 twice, last at St. Bonaventure, 2-14-22
FT Made 14 vs. North Alabama, 11-22-22
Rebounds 16 vs. Concordia, St. Paul, 11-3-24
Assists 11 at Hofstra, 1-18-24
Blocks 3 vs. Monmouth, 3-3-23
Steals 5 three times, last at Hofstra, 1-18-24

Double-Figure Scoring Games

Season 13
Career 61

Twenty-Point Scoring Games

Season 0
Career 8

Double-Figure Rebounding Games

Season 9
Career 12

Double-Double Games

Season 8
Career 12

Wyoming Career Statistics

Season	Team	Field Goals					3-Point		F-Throws		Rebounds			Scoring						
		GP-GS	MIN/AVG	FG-FGA	FG%	3FG-3FGA	3FG%	FT-FTA	FT%	OFF	DEF	TOT	AVG	PPG	A	TO	BLK	STL	PTS	AVG
2020-21	Mem	3-0	12/3.9	1-4	.250	1-3	.333	0-0	.000	0	3	3	1.0	2-0	1	3	0	0	3	1.0
2021-22	SLU	35-33	906/25.9	95-243	.391	35-104	.337	63-91	.692	50	99	149	4.3	90.3	42	12	28	288	8.2	8.2
2022-23	Hamp	32-31	1072/33.5	157-448	.350	44-154	.286	119-161	.739	43	160	203	6.3	101.6	105	93	23	39	477	14.9
2023-24	Hamp	25-21	758/30.3	91-271	.336	21-85	.247	53-76	.697	34	89	123	4.9	61.2	107	66	20	20	256	10.2
2024-25	UW	31-25	860/27.7	87-258	.337	30-105	.286	55-83	.663	48	163	211	6.8	93.4	58	64	9	20	259	8.4
TOTAL FOR UW		31-25	860/27.7	87-258	.337	30-105	.286	55-83	.663	48	163	211	6.8	93.4	58	64	9	20	259	8.4
TOTAL		126-110	3607/28.6	431-1224	.352	131-451	.290	290-411	.706	175	514	689	5.5	347-15	313	267	64	107	1283	10.2



#22 Jehvion Starwood

Freshman □ Guard □ 6-3 □ 180
Oswego, Ill. (Oswego East)

2024-25 Averages

PTS	REB	AST	FG%	3FG%	FT%	MIN
---	---	---	---	---	---	---

Notable

- Was the 15th ranked recruit in Illinois
- Earned All-State honors

2024-25 Game-by-Game Statistics

Season & Career Highs

Season Highs

Points
FG Made
3FG Made
FT Made
Rebounds
Assists
Blocks
Steals
Minutes

Career Highs

Points
FG Made
3FG Made
FT Made
Rebounds
Assists
Blocks
Steals
Minutes

Double-Figure Scoring Games

Season 0
Career 0

Twenty-Point Scoring Games

Season 0
Career 0

Double-Figure Rebounding Games

Season 0
Career 0

Double-Double Games

Season 0
Career 0

Wyoming Career Statistics

Wyoming Cowboys



#25 Touko Tainamo

Senior ☐ Forward ☐ 6-9 ☐ 220
Helsinki, Finland (Denver)

2024-25 Averages

PTS	REB	AST	FG%	3FG%	FT%	MIN
5.6	2.9	0.7	.396	.200	.660	15.5

Notable

- Has scored 1,251 career points
- Hit game winner with nine seconds left against Tulane
- Has 711 career rebounds

2024-25 Game-by-Game Statistics

#25 TAINAMO, Touko

Opponent	Date	GS	MIN	Total		3-Pointers		Free throws		Rebounds				PF	A	TO	BLK	STL	PTS	AVG
				FG-FGA	PCT	3FG-3FGA	PCT	FT-FTA	PCT	OFF	DEF	TOT								
Concordia-St. Paul	11/04/2024		16:31	4-7	.571	0-1	.000	2-2	1.000	2	1	3	3.0	2	0	0	0	0	10	10.0
Tennessee St.	11/10/2024	*	22:34	2-7	.286	1-2	.500	4-6	.667	4	0	4	3.5	1	1	1	0	0	9	9.5
at Texas Tech	11/13/2024	*	23:51	4-10	.400	1-3	.333	0-0	.000	2	2	4	3.7	2	0	3	0	0	9	9.3
Utah Tech	11/16/2024		24:54	3-7	.429	0-1	.000	3-3	1.000	0	5	5	4.0	3	1	0	0	0	9	9.3
Southeastern La.	11/22/2024	*	27:07	4-11	.364	0-3	.000	0-2	.000	3	5	8	4.8	0	2	2	1	0	8	9.0
vs Tulane	11/26/2024		21:11	5-8	.625	1-1	1.000	2-2	1.000	2	3	5	4.8	1	0	2	1	0	13	9.7
vs LMU (CA)	11/27/2024		23:48	4-13	.308	0-3	.000	0-1	.000	1	3	4	4.7	1	1	0	0	1	8	9.4
at Utah St.	12/04/2024	*	21:19	2-5	.400	1-3	.333	0-0	.000	1	0	1	4.3	1	1	0	0	0	5	8.9
at South Dakota	12/10/2024	*	15:01	2-5	.400	0-0	.000	0-2	.000	2	4	6	4.4	1	2	0	0	0	4	8.3
vs BYU	12/14/2024		12:15	0-4	.000	0-2	.000	0-0	.000	1	3	4	4.4	0	0	0	0	0	0	7.5
Bellarmine	12/19/2024		15:07	5-5	1.000	1-1	1.000	0-0	.000	1	2	3	4.3	0	2	0	0	0	11	7.8
at Cal St. Fullerton	12/22/2024		25:21	5-6	.833	0-0	.000	3-4	.750	1	2	3	4.2	1	3	1	0	1	13	8.5
Nevada	12/28/2024		20:41	3-6	.500	2-3	.667	7-8	.875	0	1	1	3.9	2	0	0	0	0	15	8.8
Boise St.	12/31/2024		19:32	0-3	.000	0-1	.000	3-4	.750	0	4	4	3.9	3	1	0	1	2	3	8.4
at Air Force	01/04/2025		08:18	0-3	.000	0-1	.000	0-0	.000	0	2	2	3.8	1	0	0	0	0	2	7.8
New Mexico	01/07/2025		14:46	1-4	.250	0-2	.000	0-0	.000	0	1	1	3.6	1	2	1	1	0	2	7.4
at Boise St.	01/14/2025		19:07	1-2	.500	0-0	.000	3-5	.600	1	3	4	3.6	1	0	1	0	0	5	7.3
Colorado St.	01/18/2025		10:48	2-6	.333	0-3	.000	0-0	.000	1	0	1	3.5	1	0	1	0	1	4	7.1
at San Jose St.	01/25/2025		05:46	1-4	.250	0-2	.000	0-0	.000	1	0	1	3.4	1	0	0	0	1	2	6.8
Fresno St.	01/28/2025		09:16	3-6	.500	0-0	.000	0-0	.000	1	0	1	3.3	0	0	1	0	0	6	6.8
at San Diego St.	02/01/2025		01:39	0-0	.000	0-0	.000	0-0	.000	0	0	0	3.1	0	0	0	0	0	0	6.5
Utah St.	02/04/2025		08:38	2-5	.400	0-1	.000	2-2	1.000	0	1	1	3.0	2	0	0	0	1	6	6.5
UNLV	02/08/2025		11:13	2-5	.400	1-2	.500	0-0	.000	1	2	3	3.0	1	0	1	0	0	5	6.4
at New Mexico	02/12/2025		01:07	0-1	.000	0-1	.000	0-0	.000	0	1	1	2.9	0	0	0	0	0	0	6.1
at Colorado St.	02/15/2025		13:57	2-5	.400	0-1	.000	1-2	.500	2	0	2	2.9	1	0	0	0	1	5	6.1
Air Force	02/18/2025		05:08	0-0	.000	0-0	.000	0-0	.000	0	1	1	2.8	1	0	1	0	0	0	5.8
at Nevada	02/25/2025		15:57	1-7	.143	0-3	.000	0-0	.000	0	0	0	2.7	1	0	0	0	0	1	5.7
at Fresno St.	03/04/2025		19:32	1-4	.250	0-0	.000	1-4	.250	4	4	8	2.9	1	3	0	1	1	3	5.6
Totals			5 434:25	59-149	.396	8-40	.200	31-47	.660	31	50	81	2.9	31	19	15	7	12	157	5.6

Player Averages

Games Played	Minutes/ game	Points/ game	FG Pct	3FG Pct	FT Pct	Rebounds/ game	Assists/ game	Turnovers/ game	Assist/Turnover ratio	Steals/ game	Blocks/ game
28	15.5	5.6	39.6	20.0	66.0	2.9	0.7	0.5	1.3	0.4	0.3

Season & Career Highs

Season Highs

Points 15 vs. Nevada, 12-28-24
FG Made 5 three times, last at Cal State Fullerton, 12-22-24
3FG Made 2 vs. Nevada, 12-28-24
FT Made 7 vs. Nevada, 12-28-24
Rebounds 8 twice, last at Fresno State, 3-4-25
Assists 3 at Cal State Fullerton, 12-22-24
Blocks 1 three times, last vs. Colorado State, 1-18-25
Steals 2 twice, last vs. Air Force, 1-4-25
Minutes 27 vs. Southeastern La., 11-22-24

Career Highs

Points 31 twice, last vs. Colorado Christian, 11-22-23
FG Made 10 three times, last vs. North Dakota, 2-15-24
3FG Made 3 five times
FT Made 14, at UC San Diego, 11-6-23
Rebounds 20 vs. Oral Roberts, 12-13-23
Assists 4 twice, last at South Dakota, 1-19-23
Blocks 4 at Kansas City, 2-1-24
Steals 3 at Kansas City, 1-17-23

Double-Figure Scoring Games

Season 5
Career 58

Twenty-Point Scoring Games

Season 0
Career 14

Double-Figure Rebounding Games

Season 0
Career 19

Double-Double Games

Season 0
Career 14

Wyoming Career Statistics

		Field Goals				3-Point		F-Throws		Rebounds		Scoring								
SEASON	TEAM	GP-GS	MIN/AVG	FG-FGA	FG%	3FG-3FGA	3FG%	FT-FTA	FT%	OFF	DEF	TOT	AVG	PF-FO	A	TO	BLK	STL	PTS	AVG
2021-22	Denver	32-23	727/22.7	100-173	.578	12-34	.353	25-43	.581	41	122	163	5.1	88-4	17	31	20	14	237	7.4
2022-23	Denver	32-25	889/27.8	131-250	.524	15-36	.417	63-91	.692	66	139	205	6.4	69-1	28	36	12	17	340	10.6
2023-24	Denver	34-34	1004/29.5	182-390	.467	35-102	.343	118-162	.728	80	182	262	7.7	65-0	19	40	22	15	517	15.2
2024-25	UW	28-5	434/15.5	59-149	.396	8-40	.200	31-47	.660	31	50	81	2.9	31-0	19	15	7	12	157	5.6
TOTAL FOR UW		28-5	434/15.5	59-149	.396	8-40	.200	31-47	.660	31	50	81	2.9	31-0	19	15	7	12	157	5.6
TOTAL		126-87	3055/24.2	472-962	.491	70-212	.330	237-343	.691	218	493	711	5.6	253-5	83	122	61	58	1251	9.9



#31 Cort Roberson

Senior ☐ Guard ☐ 6-0 ☐ 160
Arlington, Wash. (Stanwood)

2024-25 Averages

PTS	REB	AST	FG%	3FG%	FT%	MIN
1.0	0.0	0.0	.667	.000	---	2.6

Notable

- Shot 66.7 from the field and behind the arc last season.
- Longest reigning member of Cowboy roster.

#31 ROBBERSON, Cort

Opponent	Date	GS	MIN	Total		3-Pointers		Free throws		Rebounds			PF	A	TO	BLK	STL	PTS	AVG
				FG-FGA	PCT	3FG-3FGA	PCT	FT-FTA	PCT	OFF	DEF	TOT							
at Texas Tech	11/13/2024		01:02	0-0	.000	0-0	.000	0-0	.000	0	0	0	0.0	0	0	0	0	0	0.0
Utah Tech	11/16/2024		03:46	1-1	1.000	0-0	.000	0-0	.000	0	0	0	0.0	2	0	0	0	2	1.0
at Boise St.	01/14/2025		03:04	0-1	.000	0-1	.000	0-0	.000	0	0	0	0.0	1	0	0	0	0	0.7
at Nevada	02/25/2025		02:33	1-1	1.000	0-0	.000	0-0	.000	0	0	0	0.0	0	0	1	0	1	2.0
Totals			0 10:25	2-3	.667	0-1	.000	0-0	.000	0	0	0	0.0	3	0	1	0	4	1.0

Player Averages

Games Played	Minutes/ game	Points/ game	FG Pct	3FG Pct	FT Pct	Rebounds/ game	Assists/ game	Turnovers/ game	Assist/Turnover ratio	Steals/ game	Blocks/ game
4	2.6	1.0	66.7	0.0	0.0	0.0	0.0	0.3	0.0	0.3	0.0

Season & Career Highs

Season Highs

Points 2 vs. Nevada, 2-25-25
FG Made 1 vs. Nevada, 2-25-25
3FG Made N/A
FT Made N/A
Rebounds N/A
Assists N/A
Blocks N/A
Steals 1 vs. Nevada, 2-25-25
Minutes 4 vs. Utah Tech, 11-16-24

Career Highs

Points 3 twice, last vs. Boise State, 2-24-24
FG Made 1 four times, last vs. Fresno State, 3-9-24
3FG Made 1 twice, last vs. Boise State, 2-24-24
FT Made 2 at Texas, 11-26-23
Rebounds 1 at Fresno State, 3-9-24
Assists N/A
Blocks 1 at Fresno State, 3-9-24
Steals 1 vs. Nevada, 2-25-25
Minutes 4 three time, last vs. Utah Tech, 11-16-24

Double-Figure Scoring Games

Season 0
Career 0

Double-Figure Rebounding Games

Season 0
Career 0

Twenty-Point Scoring Games

Season 0
Career 0

Double-Double Games

Season 0
Career 0

Wyoming Career Statistics

		Field Goals				3-Point		F-Throws		Rebounds								Scoring		
SEASON	TEAM	GP-GS	MIN/AVG	FG-FGA	FG%	3FG-3FGA	3FG%	FT-FTA	FT%	OFF	DEF	TOT	AVG	PF-FO	A	TO	BLK	STL	PTS	AVG
2022-23	UW	4-0	6/1.5	0-1	.000	0-0	.000	3-4	.750	0	1	1	0.3	0-0	0	1	0	3	0.8	
2023-24	UW	8-0	15/1.8	4-6	.667	2-3	.667	2-2	1.000	1	0	1	0.1	2-0	0	1	0	12	1.5	
2024-25	UW	4-0	10/2.6	2-3	.667	0-1	.000	0-0	.000	0	0	0	0.0	3-0	0	1	0	4	1.0	
TOTAL		16-0	31/1.9	6-10	.600	2-4	.500	5-6	.833	1	1	2	0.1	5-0	0	2	1	19	1.2	

Wyoming Cowboys



2024-25 Wyoming Men's Basketball Combined Team Statistics All games

Page 1/1
as of Mar 05, 2025

Game Records

Record	Overall	Home	Away	Neutral
ALL GAMES	12-19	8-7	3-10	1-2
CONFERENCE	5-15	3-7	2-8	0-0
NON-CONFERENCE	7-4	5-0	1-2	1-2

Score by Periods

Team	1st	2nd	OT	TOT
Wyoming	963	1109	16	2088
Opponents	1014	1192	5	2211

Team Box Score

No.	Player				Total		3-Point		F-Throw		Rebounds													
		GP-GS	MIN	AVG	FG-FGA	FG%	3FG-3FGA	3FG%	FT-FTA	FT%	OFF	DEF	TOT	AVG	PF	DQ	A	TO	BLK	STL	PTS	AVG		
5	AGBIM, Obi	28-27	960:52	34.3	179-378	.474	79-178	.444	61-77	.792	12	79	91	3.3	61	0	98	60	10	29	498	17.8		
16	NESBITT, Jordan	31-25	860:05	27.7	87-258	.337	30-105	.286	55-83	.663	48	163	211	6.8	93	4	58	64	9	20	259	8.4		
11	ALLEN, Dontaie	31-16	754:34	24.3	76-214	.355	42-135	.311	52-68	.765	18	87	105	3.4	54	1	31	36	9	13	246	7.9		
2	NEWTON, Kobe	29-17	686:41	23.7	68-168	.405	48-129	.372	34-37	.919	4	53	57	2.0	53	0	40	37	1	11	218	7.5		
8	HENRY, Cole	30-26	569:14	19.0	79-141	.560	0-0	.000	26-55	.473	35	77	112	3.7	67	1	41	40	10	9	184	6.1		
7	BELIC, Matija	21-15	504:43	24.0	47-110	.427	10-41	.244	15-33	.455	30	39	69	3.3	56	1	19	23	10	11	119	5.7		
25	TAINAMO, Touko	28-5	434:25	15.5	59-149	.396	8-40	.200	31-47	.660	31	50	81	2.9	31	0	19	15	7	12	157	5.6		
12	EBUBE, Scottie	22-0	218:24	9.9	48-69	.696	0-0	.000	13-36	.361	28	28	56	2.5	53	1	6	30	8	4	109	5.0		
3	WILLS, A.J.	29-5	527:28	18.2	46-115	.400	24-53	.453	24-34	.706	4	21	25	0.9	46	1	46	33	2	8	140	4.8		
9	MAGASSA, Abou	30-14	448:23	14.9	41-56	.732	0-3	.000	13-30	.433	41	69	110	3.7	55	2	6	16	11	7	95	3.2		
15	KOJENETS, Oleg	22-5	221:19	10.1	21-51	.412	0-0	.000	15-19	.789	14	38	52	2.4	25	0	1	13	10	3	57	2.6		
31	ROBERSON, Cort	4-0	10:25	2.6	2-3	.667	0-1	.000	0-0	.000	0	0	0	0.0	3	0	0	1	0	1	4	1.0		
1	COOK, Nigle	6-0	21:01	3.5	1-7	.143	0-6	.000	0-0	.000	0	2	2	0.3	1	0	1	0	1	1	2	0.3		
10	BROWN, Levi	5-0	07:26	1.5	0-0	.000	0-0	.000	0-0	.000	0	0	0	0.0	1	0	0	1	0	0	0	0.0		
Team											59	49	108					29						
Total		31	6225		754-1719	.439	241-691	.349	339-519	.653	324	755	1079	34.8	599	11	366	398	88	129	2088	67.4		
Opponents		31	6225		753-1688	.446	209-629	.332	496-693	.716	285	735	1020	32.9	535	7	353	319	95	206	2211	71.3		

Team Statistics

	UW	OPP
Scoring	2088	2211
Points per game	67.4	71.3
Scoring margin	-4.0	-
Field goals-att	754-1719	753-1688
Field goal pct	.439	.446
3 point fg-att	241-691	209-629
3-point FG pct	.349	.332
3-pt FG made per game	7.8	6.7
Free throws-att	339-519	496-693
Free throw pct	.653	.716
F-Throws made per game	10.9	16.0
Rebounds	1079	1020
Rebounds per game	34.8	32.9
Rebounding margin	+1.9	-
Assists	366	353
Assists per game	11.8	11.4
Turnovers	398	319
Turnovers per game	12.8	10.3
Turnover margin	-2.5	-
Assist/turnover ratio	0.9	1.1
Steals	129	206
Steals per game	4.2	6.6
Blocks	88	95
Blocks per game	2.8	3.1
Winning streak	0	-
Home win streak	0	-
Attendance	56467	86261
Home games-Avg/Game	15-3764	13-6635
Neutral site-Avg/Game	-	3-4148

Team Results

Date	Opponent		Score	Att.
11/04/2024	Concordia-St. Paul	W	108-85	4281
11/10/2024	Tennessee St.	W	81-66	3399
11/13/2024	at Texas Tech	L	49-96	11456
11/16/2024	Utah Tech	W	86-69	3596
11/22/2024	Southeastern La.	W	64-61	3761
11/26/2024	vs Tulane	W	64-63	374
11/27/2024	vs LMU (CA)	L	70-73	853
12/04/2024	at Utah St.	L	67-70	8420
12/10/2024	at South Dakota	L	81-82	1838
12/14/2024	vs BYU	L	49-68	11217
12/19/2024	Bellarmine	W	92-55	2998
12/22/2024	at Cal St. Fullerton	W	73-69	468
12/28/2024	Nevada	W	66-63	4352
12/31/2024	Boise St.	L	58-67	3823
01/04/2025	at Air Force	W	70-65	2482
01/07/2025	New Mexico	L	53-61	2938
01/14/2025	at Boise St.	L	55-96	10474
01/18/2025	Colorado St.	L	63-79	4941
01/21/2025	at UNLV	W	63-61	4685
01/25/2025	at San Jose St.	L	58-67	2585
01/28/2025	Fresno St.	Wot	83-72	3955
02/01/2025	at San Diego St.	L	61-63	12414
02/04/2025	Utah St.	L	67-71	3550
02/08/2025	UNLV	L	57-68	3787
02/12/2025	at New Mexico	L	67-71	11852
02/15/2025	at Colorado St.	L	53-88	8083
02/18/2025	Air Force	W	69-62	3211
02/22/2025	San Jose St.	L	73-82	3924
02/25/2025	at Nevada	L	61-84	7563
03/01/2025	San Diego St.	L	69-72	3951
03/04/2025	at Fresno St.	L	58-62	3941

Wyoming Cowboys



2024-25 Wyoming Men's Basketball Season/Career Statistics All games

Page 1/1
as of Mar 05, 2025

Summary

Player	Season Statistics										Career Statistics									
	GP-GS	MIN/G	FG%	3FG%	FT%	R/G	A/G	STL	BLK	PTS/G	GP-GS	MIN/G	FG%	3FG%	FT%	R/G	A/G	STL	BLK	PTS/G
AGBIM, Obi	28-27	34.3	.474	.444	.792	3.3	3.5	29	10	17.8	93-54	29.4	.453	.386	.800	3.4	2.7	102	29	14.3
ALLEN, Dontaie	31-16	24.3	.355	.311	.765	3.4	1.0	13	9	7.9	130-41	18.6	.383	.355	.722	2.6	0.6	57	35	7.1
BELIC, Matija	21-15	24.0	.427	.244	.455	3.3	0.9	11	10	5.7	73-24	15.1	.433	.247	.568	2.1	0.7	21	21	3.7
BROWN, Levi	5-0	1.5	.000	.000	.000	0.0	0.0	0	0	0.0	5-0	1.5	.000	.000	.000	0.0	0.0	0	0	0.0
COOK, Nigle	6-0	3.5	.143	.000	.000	0.3	0.2	1	1	0.3	7-0	4.9	.250	.100	.500	0.6	0.1	1	1	1.1
EBUBE, Scottie	22-0	9.9	.696	.000	.361	2.5	0.3	4	8	5.0	65-1	9.6	.684	.000	.393	2.9	0.3	18	30	5.1
HENRY, Cole	30-26	19.0	.560	.000	.473	3.7	1.4	9	10	6.1	134-33	13.4	.551	.000	.478	2.7	1.4	29	26	3.9
KOJENETS, Oleg	22-5	10.1	.412	.000	.789	2.4	0.0	3	10	2.6	68-5	8.1	.478	.000	.661	2.0	0.1	11	26	2.5
MAGASSA, Abou	30-14	14.9	.732	.000	.433	3.7	0.2	7	11	3.2	30-14	14.9	.732	.000	.433	3.7	0.2	7	11	3.2
NESBITT, Jordan	31-25	27.7	.337	.286	.663	6.8	1.9	20	9	8.4	126-110	28.6	.352	.290	.706	5.5	2.5	107	64	10.2
NEWTON, Kobe	29-17	23.7	.405	.372	.919	2.0	1.4	11	1	7.5	49-17	21.9	.417	.406	.896	1.9	1.1	20	1	6.3
ROBERSON, Cort	4-0	2.6	.667	.000	.000	0.0	0.0	1	0	1.0	16-0	1.9	.600	.500	.833	0.1	0.0	1	2	1.2
TAINAMO, Touko	28-5	15.5	.396	.200	.660	2.9	0.7	12	7	5.6	126-87	24.2	.491	.330	.691	5.6	0.7	58	61	9.9
WILLS, A.J.	29-5	18.2	.400	.453	.706	0.9	1.6	8	2	4.8	51-8	17.2	.403	.411	.741	0.8	1.3	15	3	5.1

Scoring

Player	Season Statistics								Career Statistics							
	FG-FGA	FG%	3FG-3FGA	3FG%	FT-FTA	FT%	PTS	PTS/G	FG-FGA	FG%	3FG-3FGA	3FG%	FT-FTA	FT%	PTS	PTS/G
AGBIM, Obi	179-378	.474	79-178	.444	61-77	.792	498	17.8	468-1032	.453	167-433	.386	228-285	.800	1331	14.3
ALLEN, Dontaie	76-214	.355	42-135	.311	52-68	.765	246	7.9	298-778	.383	183-515	.355	140-194	.722	919	7.1
BELIC, Matija	47-110	.427	10-41	.244	15-33	.455	119	5.7	101-233	.433	23-93	.247	42-74	.568	267	3.7
BROWN, Levi	0-0	.000	0-0	.000	0-0	.000	0	0.0	0-0	.000	0-0	.000	0-0	.000	0	0.0
COOK, Nigle	1-7	.143	0-6	.000	0-0	.000	2	0.3	3-12	.250	1-10	.100	1-2	.500	8	1.1
EBUBE, Scottie	48-69	.696	0-0	.000	13-36	.361	109	5.0	143-209	.684	0-0	.000	48-122	.393	334	5.1
HENRY, Cole	79-141	.560	0-0	.000	26-55	.473	184	6.1	227-412	.551	0-1	.000	65-136	.478	519	3.9
KOJENETS, Oleg	21-51	.412	0-0	.000	15-19	.789	57	2.6	66-138	.478	0-0	.000	39-59	.661	171	2.5
MAGASSA, Abou	41-56	.732	0-3	.000	13-30	.433	95	3.2	41-56	.732	0-3	.000	13-30	.433	95	3.2
NESBITT, Jordan	87-258	.337	30-105	.286	55-83	.663	259	8.4	431-1224	.352	131-451	.290	290-411	.706	1283	10.2
NEWTON, Kobe	68-168	.405	48-129	.372	34-37	.919	218	7.5	96-230	.417	73-180	.406	43-48	.896	308	6.3
ROBERSON, Cort	2-3	.667	0-1	.000	0-0	.000	4	1.0	6-10	.600	2-4	.500	5-6	.833	19	1.2
TAINAMO, Touko	59-149	.396	8-40	.200	31-47	.660	157	5.6	472-962	.491	70-212	.330	237-343	.691	1251	9.9
WILLS, A.J.	46-115	.400	24-53	.453	24-34	.706	140	4.8	91-226	.403	39-95	.411	40-54	.741	261	5.1

Totals

Player	Season Statistics									Career Statistics								
	O-REB	D-REB	TOTAL	PF	FO	A	TO	A/TO		O-REB	D-REB	TOTAL	PF	FO	A	TO	A/TO	
AGBIM, Obi	12	79	91	61	0	98	60	1.6		42	276	318	173	0	252	162	1.6	
ALLEN, Dontaie	18	87	105	54	1	31	36	0.9		57	283	340	175	2	77	122	0.6	
BELIC, Matija	30	39	69	56	1	19	23	0.8		57	99	156	131	2	50	49	1.0	
BROWN, Levi	0	0	0	1	0	0	1	0.0		0	0	0	1	0	0	1	0.0	
COOK, Nigle	0	2	2	1	0	1	0	0.0		1	3	4	2	0	1	0	0.0	
EBUBE, Scottie	28	28	56	53	1	6	30	0.2		87	103	190	117	2	17	57	0.3	
HENRY, Cole	35	77	112	67	1	41	40	1.0		104	260	364	180	3	183	160	1.1	
KOJENETS, Oleg	14	38	52	25	0	1	13	0.1		41	94	135	63	1	4	54	0.1	
MAGASSA, Abou	41	69	110	55	2	6	16	0.4		41	69	110	55	2	6	16	0.4	
NESBITT, Jordan	48	163	211	93	4	58	64	0.9		175	514	689	347	15	313	267	1.2	
NEWTON, Kobe	4	53	57	53	0	40	37	1.1		8	86	94	81	0	52	50	1.0	
ROBERSON, Cort	0	0	0	3	0	0	1	0.0		1	1	2	5	0	0	2	0.0	
TAINAMO, Touko	31	50	81	31	0	19	15	1.3		218	493	711	253	5	83	122	0.7	
WILLS, A.J.	4	21	25	46	1	46	33	1.4		7	36	43	64	1	67	43	1.6	

Wyoming Cowboys



2024-25 Wyoming Men's Basketball Combined Team Statistics In Conference games

Page 1/1
as of Mar 05, 2025

Game Records

Record	Overall	Home	Away	Neutral
ALL GAMES	5-15	3-7	2-8	0-0
CONFERENCE	5-15	3-7	2-8	0-0
NON-CONFERENCE	0-0	0-0	0-0	0-0

Score by Periods

Team	1st	2nd	OT	TOT
Wyoming	557	698	16	1271
Opponents	633	786	5	1424

Team Box Score

No.	Player				Total		3-Point		F-Throw		Rebounds											
		GP-GS	MIN	AVG	FG-FGA	FG%	3FG-3FGA	3FG%	FT-FTA	FT%	OFF	DEF	TOT	AVG	PF	DQ	A	TO	BLK	STL	PTS	AVG
5	AGBIM, Obi	17-17	596:37	35.1	106-240	.442	47-114	.412	29-38	.763	7	47	54	3.2	38	0	65	31	7	19	288	16.9
11	ALLEN, Dontaie	20-13	574:09	28.7	63-154	.409	38-101	.376	34-42	.810	11	69	80	4.0	38	1	26	24	5	8	198	9.9
16	NESBITT, Jordan	20-16	563:19	28.2	53-160	.331	20-70	.286	27-39	.692	27	95	122	6.1	64	4	39	42	7	15	153	7.7
2	NEWTON, Kobe	19-8	400:15	21.1	36-95	.379	32-79	.405	19-21	.905	2	33	35	1.8	36	0	20	20	1	7	123	6.5
8	HENRY, Cole	20-17	390:10	19.5	50-97	.515	0-0	.000	13-28	.464	19	52	71	3.6	48	1	28	26	7	5	113	5.7
7	BELIC, Matija	18-13	427:35	23.8	36-90	.400	10-37	.270	15-33	.455	28	31	59	3.3	48	1	15	21	7	10	97	5.4
12	EBUBE, Scottie	14-0	143:23	10.2	31-45	.689	0-0	.000	5-18	.278	17	19	36	2.6	27	0	4	18	3	2	67	4.8
3	WILLS, A.J.	18-3	333:25	18.5	25-74	.338	15-36	.417	15-24	.625	3	15	18	1.0	33	1	27	20	1	3	80	4.4
25	TAINAMO, Touko	17-1	206:45	12.2	21-66	.318	4-23	.174	17-25	.680	12	20	32	1.9	18	0	7	6	5	9	63	3.7
15	KOJENETS, Oleg	13-3	126:52	9.8	13-33	.394	0-0	.000	9-11	.818	6	20	26	2.0	14	0	0	8	8	1	35	2.7
9	MAGASSA, Abou	19-9	248:57	13.1	23-31	.742	0-1	.000	4-11	.364	17	32	49	2.6	33	1	4	7	6	1	50	2.6
1	COOK, Nigle	1-0	04:45	4.8	1-2	.500	0-1	.000	0-0	.000	0	0	0	0.0	0	0	1	0	0	1	2	2.0
31	ROBERSON, Cort	2-0	05:37	2.8	1-2	.500	0-1	.000	0-0	.000	0	0	0	0.0	1	0	0	1	0	1	2	1.0
10	BROWN, Levi	2-0	03:11	1.6	0-0	.000	0-0	.000	0-0	.000	0	0	0	0.0	0	0	0	1	0	0	0	0.0
Team											36	28	64					22				
Total		20	4025		459-1089	.421	166-463	.359	187-290	.645	185	461	646	32.3	398	9	236	247	57	82	1271	63.6
Opponents		20	4025		481-1054	.456	136-389	.350	326-463	.704	186	500	686	34.3	327	2	242	203	70	127	1424	71.2

Team Statistics

	UW	OPP
Scoring	1271	1424
Points per game	63.6	71.2
Scoring margin	-7.7	-
Field goals-att	459-1089	481-1054
Field goal pct	.421	.456
3 point fg-att	166-463	136-389
3-point FG pct	.359	.350
3-pt FG made per game	8.3	6.8
Free throws-att	187-290	326-463
Free throw pct	.645	.704
F-Throws made per game	9.4	16.3
Rebounds	646	686
Rebounds per game	32.3	34.3
Rebounding margin	-2.0	-
Assists	236	242
Assists per game	11.8	12.1
Turnovers	247	203
Turnovers per game	12.4	10.2
Turnover margin	-2.2	-
Assist/turnover ratio	1.0	1.2
Steals	82	127
Steals per game	4.1	6.4
Blocks	57	70
Blocks per game	2.9	3.5
Winning streak	0	-
Home win streak	0	-
Attendance	38432	72499
Home games-Avg/Game	10-3843	10-7250
Neutral site-Avg/Game	-	0-0

Team Results

Date	Opponent		Score	Att.
12/04/2024	at Utah St.	L	67-70	8420
12/28/2024	Nevada	W	66-63	4352
12/31/2024	Boise St.	L	58-67	3823
01/04/2025	at Air Force	W	70-65	2482
01/07/2025	New Mexico	L	53-61	2938
01/14/2025	at Boise St.	L	55-96	10474
01/18/2025	Colorado St.	L	63-79	4941
01/21/2025	at UNLV	W	63-61	4685
01/25/2025	at San Jose St.	L	58-67	2585
01/28/2025	Fresno St.	Wot	83-72	3955
02/01/2025	at San Diego St.	L	61-63	12414
02/04/2025	Utah St.	L	67-71	3550
02/08/2025	UNLV	L	57-68	3787
02/12/2025	at New Mexico	L	67-71	11852
02/15/2025	at Colorado St.	L	53-88	8083
02/18/2025	Air Force	W	69-62	3211
02/22/2025	San Jose St.	L	73-82	3924
02/25/2025	at Nevada	L	61-84	7563
03/01/2025	San Diego St.	L	69-72	3951
03/04/2025	at Fresno St.	L	58-62	3941

Wyoming Cowboys

# Games	Lineup Started	Lineup #	Forward	Forward	Guard	Guard	Guard	Record
1		1	Henry	Magassa	Newton	Allen	Wills	1-0
1		2	Henry	Tainamo	Allen	Nesbitt	Agbim	1-0
1		3	Kojenets	Tainamo	Nesbitt	Newton	Agbim	0-1
3		4	Henry	Magassa	Nesbitt	Newton	Agbim	1-2
1		5	Kojenets	Tainamo	Nesbitt	Allen	Agbim	1-0
1		6	Henry	Magassa	Newton	Wills	Agbim	1-0
2		7	Henry	Tainamo	Nesbitt	Newton	Agbim	0-2
5		8	Henry	Belic	Nesbitt	Newton	Agbim	3-2
2		9	Henry	Belic	Nesbitt	Newton	Wills	1-1
6		10	Henry	Magassa	Nesbitt	Allen	Agbim	0-6
2		11	Kojenets	Magassa	Belic	Allen	Agbim	1-1
2		12	Henry	Belic	Nesbitt	Allen	Agbim	2-0
1		13	Kojenets	Belic	Nesbitt	Allen	Agbim	0-1
1		14	Henry	Belic	Nesbitt	Allen	Wills	0-1
1		15	Henry	Magassa	Belic	Newton	Agbim	0-1
1		16	Henry	Belic	Allen	Newton	Agbim	0-1

Totals (31 games)

(The lineup numbers are by the order they first appeared during the season.)

12-19, 5-15 MW

Starting Lineup Game-by-Game

Date	Opponent	Lineup #	Forward	Forward	Guard	Guard	Guard	Record
11/4	Concordia, St. Paul	1	Henry	Magassa	Newton	Allen	Wills	1-0
11/10	Tennessee State	2	Henry	Tainamo	Allen	Nesbitt	Agbim	2-0
11/13	at Texas Tech	3	Kojenets	Tainamo	Nesbitt	Newton	Agbim	2-1
11/16	Utah Tech	4	Henry	Magassa	Nesbitt	Newton	Agbim	3-1
11/22	Southeastern La.	5	Kojenets	Tainamo	Nesbitt	Allen	Agbim	4-1
11/26	Tulane	6	Henry	Magassa	Newton	Wills	Agbim	5-1
11/27	LMU	4	Henry	Magassa	Nesbitt	Newton	Agbim	5-2
12/4	at Utah State	7	Henry	Tainamo	Nesbitt	Newton	Agbim	5-3
12/10	at South Dakota	7	Henry	Tainamo	Nesbitt	Newton	Agbim	5-4
12/14	vs. BYU	8	Henry	Magassa	Nesbitt	Newton	Agbim	5-5
12/19	Bellarmine	9	Henry	Belic	Nesbitt	Newton	Agbim	6-5
12/22	at CSU Fullerton	9	Henry	Belic	Nesbitt	Newton	Agbim	7-5
12/28	Nevada	9	Henry	Belic	Nesbitt	Newton	Agbim	8-5
12/31	Boise State	9	Henry	Belic	Nesbitt	Newton	Agbim	8-6
1/4	at Air Force	10	Henry	Belic	Nesbitt	Newton	Wills	9-6
1/7	New Mexico	10	Henry	Belic	Nesbitt	Newton	Wills	9-7
1/14	at Boise State	9	Henry	Belic	Nesbitt	Newton	Agbim	9-8
1/18	Colorado State	11	Henry	Magassa	Nesbitt	Allen	Agbim	9-9
1/21	at UNLV	12	Kojenets	Magassa	Belic	Allen	Agbim	10-9
1/25	at San Jose State	12	Kojenets	Magassa	Belic	Allen	Agbim	10-10
1/28	Fresno State	13	Henry	Belic	Nesbitt	Allen	Agbim	11-10
2/1	San Diego State	14	Kojenets	Belic	Nesbitt	Allen	Agbim	11-11
2/4	Utah State	15	Henry	Belic	Nesbitt	Allen	Wills	11-12
2/8	UNLV	16	Henry	Magassa	Belic	Newton	Agbim	11-13
2/12	at New Mexico	11	Henry	Magassa	Nesbitt	Allen	Agbim	11-14
2/15	at Colorado State	11	Henry	Magassa	Nesbitt	Allen	Agbim	11-15
2/18	Air Force	13	Henry	Belic	Nesbitt	Allen	Agbim	12-15
2/22	San Jose State	10	Henry	Magassa	Nesbitt	Allen	Agbim	12-16
2/25	at Nevada	10	Henry	Magassa	Nesbitt	Allen	Agbim	12-17
3/1	San Diego State	10	Henry	Magassa	Nesbitt	Allen	Agbim	12-18
3/4	at Fresno State	16	Henry	Belic	Allen	Newton	Agbim	12-19

Wyoming Cowboys

Individual Category Leaders

Points

##	Player	G	Pts	Pts/G
5	Agbim, Obi	28	498	17.8
16	Nesbitt, Jordan	31	259	8.4
11	Allen, Dontae	31	246	7.9
2	Newton, Kobe	29	218	7.5
8	Henry, Cole	30	184	6.1
25	Tainamo, Touko	28	157	5.6
3	Wills, A.J.	29	140	4.8
7	Belic, Matija	21	119	5.7
12	Ebube, Scottie	22	109	5.0
9	Magassa, Abou	30	95	3.2
15	Kojenets, Oleg	22	57	2.6
31	Roberson, Cort	4	4	1.0
1	Cook, Nigle	6	2	0.3

Scoring Average

##	Player	G	Pts	Pts/G
5	Agbim, Obi	28	498	17.8
16	Nesbitt, Jordan	31	259	8.4
11	Allen, Dontae	31	246	7.9
2	Newton, Kobe	29	218	7.5
8	Henry, Cole	30	184	6.1
7	Belic, Matija	21	119	5.7
25	Tainamo, Touko	28	157	5.6
12	Ebube, Scottie	22	109	5.0
3	Wills, A.J.	29	140	4.8
9	Magassa, Abou	30	95	3.2
15	Kojenets, Oleg	22	57	2.6
31	Roberson, Cort	4	4	1.0
1	Cook, Nigle	6	2	0.3

3-Point FG Percentage

##	Player	3FG	Att	Pct
3	Wills, A.J.	24	53	.453
5	Agbim, Obi	79	178	.444
2	Newton, Kobe	48	129	.372
11	Allen, Dontae	42	135	.311
16	Nesbitt, Jordan	30	105	.286
7	Belic, Matija	10	41	.244
25	Tainamo, Touko	8	40	.200

3-Point FG Attempts

##	Player	G	Att	Att/G
5	Agbim, Obi	28	178	6.4
11	Allen, Dontae	31	135	4.4
2	Newton, Kobe	29	129	4.4
16	Nesbitt, Jordan	31	105	3.4
3	Wills, A.J.	29	53	1.8

3-Point FG Made

##	Player	G	Made	Made/G
5	Agbim, Obi	28	79	2.8
2	Newton, Kobe	29	48	1.7
11	Allen, Dontae	31	42	1.4
16	Nesbitt, Jordan	31	30	1.0
3	Wills, A.J.	29	24	0.8

Field Goal Percentage

##	Player	FG	Att	Pct
9	Magassa, Abou	41	56	.732
12	Ebube, Scottie	48	69	.696
31	Roberson, Cort	2	3	.667
8	Henry, Cole	79	141	.560
5	Agbim, Obi	179	378	.474
7	Belic, Matija	47	110	.427
15	Kojenets, Oleg	21	51	.412
2	Newton, Kobe	68	168	.405
3	Wills, A.J.	46	115	.400
25	Tainamo, Touko	59	149	.396
11	Allen, Dontae	76	214	.355
16	Nesbitt, Jordan	87	258	.337
1	Cook, Nigle	1	7	.143

Field Goal Attempts

##	Player	G	Att	Att/G
5	Agbim, Obi	28	378	13.5
16	Nesbitt, Jordan	31	258	8.3
11	Allen, Dontae	31	214	6.9
2	Newton, Kobe	29	168	5.8
25	Tainamo, Touko	28	149	5.3

Field Goals Made

##	Player	G	Made	Made/G
5	Agbim, Obi	28	179	6.4
16	Nesbitt, Jordan	31	87	2.8
8	Henry, Cole	30	79	2.6
11	Allen, Dontae	31	76	2.5
2	Newton, Kobe	29	68	2.3

Free Throw Percentage

##	Player	Made	Att	Pct
2	Newton, Kobe	34	37	.919
5	Agbim, Obi	61	77	.792
15	Kojenets, Oleg	15	19	.789
11	Allen, Dontae	52	68	.765
3	Wills, A.J.	24	34	.706
16	Nesbitt, Jordan	55	83	.663
25	Tainamo, Touko	31	47	.660
8	Henry, Cole	26	55	.473
7	Belic, Matija	15	33	.455
9	Magassa, Abou	13	30	.433
12	Ebube, Scottie	13	36	.361

Free Throw Attempts

##	Player	G	Att	Att/G
16	Nesbitt, Jordan	31	83	2.7
5	Agbim, Obi	28	77	2.8
11	Allen, Dontae	31	68	2.2
8	Henry, Cole	30	55	1.8
25	Tainamo, Touko	28	47	1.7

Free Throws Made

##	Player	G	Made	Made/G
5	Agbim, Obi	28	61	2.2
16	Nesbitt, Jordan	31	55	1.8
11	Allen, Dontae	31	52	1.7
2	Newton, Kobe	29	34	1.2
25	Tainamo, Touko	28	31	1.1

Offensive Rebounds

##	Player	G	OReb	OReb/G
16	Nesbitt, Jordan	31	48	1.5
9	Magassa, Abou	30	41	1.4
8	Henry, Cole	30	35	1.2
25	Tainamo, Touko	28	31	1.1
7	Belic, Matija	21	30	1.4

Blocked Shots

##	Player	G	Blk	Blk/G
9	Magassa, Abou	30	11	0.4
5	Agbim, Obi	28	10	0.4
8	Henry, Cole	30	10	0.3
7	Belic, Matija	21	10	0.5
15	Kojenets, Oleg	22	10	0.5

Defensive Rebounds

##	Player	G	DReb	DReb/G
16	Nesbitt, Jordan	31	163	5.3
11	Allen, Dontae	31	87	2.8
5	Agbim, Obi	28	79	2.8
8	Henry, Cole	30	77	2.6
9	Magassa, Abou	30	69	2.3

Minutes

##	Player	G	Min	Min/G
5	Agbim, Obi	28	961	34.19
16	Nesbitt, Jordan	31	860	27.45
11	Allen, Dontae	31	755	24.20
2	Newton, Kobe	29	687	23.41
8	Henry, Cole	30	569	18.58

Rebounds

##	Player	G	Reb	Reb/G
16	Nesbitt, Jordan	31	211	6.8
8	Henry, Cole	30	112	3.7
9	Magassa, Abou	30	110	3.7
11	Allen, Dontae	31	105	3.4
5	Agbim, Obi	28	91	3.3

Assists

##	Player	G	Asst	Asst/G
16	Nesbitt, Jordan	28	98	3.5
16	Nesbitt, Jordan	31	58	1.9
9	Magassa, Abou	29	46	1.6
8	Henry, Cole	30	41	1.4
2	Newton, Kobe	29	40	1.4

Rebounds Average

##	Player	G	Reb	Reb/G
16	Nesbitt, Jordan	31	211	6.8
8	Henry, Cole	30	112	3.7
9	Magassa, Abou	30	110	3.7
11	Allen, Dontae	31	105	3.4
7	Belic, Matija	21	69	3.3

Steals

##	Player	G	Stl	Stl/G
5	Agbim, Obi	28	29	1.0
16	Nesbitt, Jordan	31	20	0.6
11	Allen, Dontae	31	13	0.4
25	Tainamo, Touko	28	12	0.4
2	Newton, Kobe	29	11	0.4

Specialty Stat Leaders

Scoring	2024-25	Record	Career	Record
Obi Agbim	20	7-13	20	7-13
Kobe Newton	6	4-2	6	4-2
Jordan Nesbitt	2	1-1	2	1-1
A.J. Wills	1	0-1	1	0-1
Dontae Allen	2	0-2	2	0-2
Scottie Ebube	1	0-1	1	0-1

Double-Figure Points	2024-25	Record	Career	Record
Oleg Kojenets	0	0-0	2	2-0
Kobe Newton	10	6-4	13	8-5
Obi Agbim	26	11-15	26	11-15
Jordan Nesbitt	13	9-4	13	9-4
Scottie Ebube	2	1-1	2	1-1
Cole Henry	9	4-5	9	4-5
Touko Tainamo	5	5-0	5	5-0
A.J. Wills	4	1-3	4	1-3
Dontae Allen	12	3-9	12	3-9
Matija Belic	3	2-1	3	2-1
Abou Magassa	1	0-1	1	0-1

Scoring 20+ Points	2024-25	Record	Career	Record
Obi Agbim	10	4-6	10	4-6
Kobe Newton	1	1-0	1	1-0
Scottie Ebube	1	0-1	1	0-1

Double-Doubles	2024-25	Record	Career	Record
Jordan Nesbitt	8	7-1	8	7-1
Obi Agbim	1	0-1	1	0-1

Double-Figure Rebounds	2024-25	Record	Career	Record
Jordan Nesbitt	9	8-1	9	8-1
Dontae Allen	1	0-1	1	0-1

Rebounds	2024-25	Record	Career	Record
Oleg Kojenets	2	0-2	3	0-3
Jordan Nesbitt	15	10-5	15	10-5
Cole Henry	1	0-1	1	0-1
Touko Tainamo	2	0-2	2	0-2
Abou Magassa	5	1-4	5	1-4
Dontae Allen	3	1-2	3	1-2
Matija Belic	2	0-2	2	0-2
Scottie Ebube	1	0-1	1	0-1
Obi Agbim	1	0-1	1	0-1

Assists	2024-25	Record	Career	Record
Obi Agbim	15	4-11	15	4-11
Kobe Newton	2	2-0	2	2-0
Touko Tainamo	1	1-0	1	1-0
Jordan Nesbitt	4	2-2	4	2-2
A.J. Wills	3	2-1	3	2-1
Touko Tainamo	1	1-0	1	1-0
Cole Henry	2	0-2	2	0-2
Matija Belic	3	0-3	3	0-3
Dontae Allen	2	0-2	2	0-2

Wyoming Cowboys

Opponent	Date	Score		1 COOK,NIGLE	2 NEWTON,KOB	3 WILLS,A.J.	5 AGBIM,OBI	7 BELIC,MATI	8 HENRY,COLE	9 MAGASSA,AB	10 BROWN,LEVI	11 ALLEN,DONT	12 EBUBE,SCOT	15 KOJENETS,O
Concordia-St. Paul	11/04/2024	108-85	W	0-1-0	11-4-3	5-0-4	25-2-6	DNP	12-5-0	7-5-1	0-0-0	5-0-2	19-2-0	3-4-0
Tennessee St.	11/10/2024	81-66	W	0-1-0	11-4-5	4-0-1	24-3-3	DNP	7-6-3	4-5-1	0-0-0	4-4-1	3-2-0	0-1-1
at Texas Tech	11/13/2024	49-96	L	0-0-0	8-1-0	3-0-0	15-3-2	DNP	5-6-0	3-3-0	0-0-0	2-1-0	0-3-1	0-2-0
Utah Tech	11/16/2024	86-69	W	0-0-0	19-2-4	6-0-1	12-4-3	DNP	6-3-3	5-5-0	DNP	9-5-1	DNP	6-5-0
Southeastern La.	11/22/2024	64-61	W	DNP	DNP	9-0-1	11-0-1	DNP	DNP	9-7-0	DNP	4-6-0	3-4-0	7-8-0
vs Tulane	11/26/2024	64-63	W	DNP	2-1-1	0-2-2	18-4-1	DNP	10-4-2	4-7-0	DNP	3-1-0	DNP	4-1-0
vs LMU (CA)	11/27/2024	70-73	L	DNP	9-3-2	0-0-0	23-4-5	DNP	12-3-0	2-5-0	DNP	0-2-0	6-3-0	0-0-0
at Utah St.	12/04/2024	67-70	L	DNP	17-0-0	0-1-0	17-5-10	DNP	0-2-2	0-0-0	DNP	9-1-0	6-4-1	0-0-0
at South Dakota	12/10/2024	81-82	L	DNP	10-2-0	16-2-1	17-6-4	DNP	4-4-0	4-4-0	DNP	10-5-1	7-5-1	2-2-0
vs BYU	12/14/2024	49-68	L	DNP	3-0-1	4-0-1	21-3-2	4-2-2	2-3-2	2-9-0	DNP	4-0-0	2-1-0	DNP
Bellarmine	12/19/2024	92-55	W	0-0-0	2-1-3	13-3-7	28-5-5	12-2-1	11-5-1	5-9-0	DNP	4-1-0	DNP	0-3-0
at Cal St. Fullerton	12/22/2024	73-69	W	DNP	20-4-1	0-0-1	16-3-1	6-6-1	2-2-2	0-2-0	DNP	3-0-0	2-0-0	DNP
Nevada	12/28/2024	66-63	W	DNP	2-1-0	2-2-4	18-2-4	8-1-0	2-2-0	0-0-0	DNP	9-5-2	4-1-0	DNP
Boise St.	12/31/2024	58-67	L	DNP	0-0-0	17-0-1	14-2-1	4-6-1	5-3-2	2-4-0	DNP	8-2-0	0-0-0	DNP
at Air Force	01/04/2025	70-65	W	DNP	16-0-1	5-0-5	DNP	13-5-0	8-4-2	2-2-0	DNP	14-2-0	DNP	0-0-0
New Mexico	01/07/2025	53-61	L	DNP	9-4-1	0-0-1	DNP	6-7-0	10-5-0	10-5-0	DNP	11-5-2	0-0-0	DNP
at Boise St.	01/14/2025	55-96	L	2-0-1	2-1-1	3-1-0	16-1-1	4-1-2	4-3-0	0-0-0	0-0-0	11-2-1	4-4-1	4-1-0
Colorado St.	01/18/2025	63-79	L	DNP	0-0-0	2-0-0	26-6-2	2-2-0	4-2-0	5-4-0	DNP	14-4-2	0-1-0	2-1-0
at UNLV	01/21/2025	63-61	W	DNP	6-2-2	0-1-0	19-3-3	9-5-4	4-6-3	2-1-0	DNP	6-1-0	DNP	4-4-0
at San Jose St.	01/25/2025	58-67	L	DNP	3-5-2	3-1-2	7-5-6	2-3-0	0-3-0	0-1-0	DNP	6-3-1	22-6-0	6-1-0
Fresno St.	01/28/2025	83-72	Wot	DNP	18-7-4	6-3-3	17-3-5	4-3-0	8-1-4	0-1-1	DNP	14-4-2	0-0-0	0-0-0
at San Diego St.	02/01/2025	61-63	L	DNP	4-0-2	5-1-0	12-4-6	3-1-1	0-1-0	0-2-0	DNP	18-6-0	4-4-0	6-6-0
Utah St.	02/04/2025	67-71	L	DNP	9-4-1	9-2-2	DNP	8-4-2	8-4-2	DNP	DNP	10-5-2	6-2-1	DNP
UNLV	02/08/2025	57-68	L	DNP	3-2-1	0-1-0	14-2-3	7-6-1	10-3-6	9-1-0	DNP	0-2-2	2-3-0	0-0-0
at New Mexico	02/12/2025	67-71	L	DNP	DNP	12-2-3	22-0-1	2-2-1	10-4-2	4-3-1	DNP	3-11-4	DNP	6-5-0
at Colorado St.	02/15/2025	53-88	L	DNP	0-1-1	1-0-0	15-3-2	7-3-0	3-5-1	0-5-0	DNP	15-2-1	DNP	DNP
Air Force	02/18/2025	69-62	W	DNP	0-0-0	7-2-2	22-3-4	5-3-0	16-9-1	1-1-0	DNP	12-5-1	DNP	0-2-0
San Jose St.	02/22/2025	73-82	L	DNP	0-1-1	8-1-4	20-3-4	DNP	11-2-1	7-7-1	DNP	2-5-2	DNP	7-3-0
at Nevada	02/25/2025	61-84	L	DNP	16-0-1	0-0-0	11-4-6	0-0-0	4-1-0	8-8-0	0-0-0	6-6-2	6-3-1	0-3-0
San Diego St.	03/01/2025	69-72	L	DNP	3-4-1	DNP	21-6-2	12-6-2	2-6-0	0-4-1	DNP	16-4-1	9-5-0	DNP
at Fresno St.	03/04/2025	58-62	L	DNP	15-3-1	DNP	17-2-5	1-1-1	4-5-2	0-0-0	DNP	14-5-1	4-3-0	DNP

Opponent	Date	Score		16 NESBITT,JO	25 TAINAMO,TO	31 ROBERSON,C
Concordia-St. Paul	11/04/2024	108-85	W	11-16-3	10-3-0	DNP
Tennessee St.	11/10/2024	81-66	W	15-7-2	9-4-1	DNP
at Texas Tech	11/13/2024	49-96	L	4-4-2	9-4-0	0-0-0
Utah Tech	11/16/2024	86-69	W	12-12-2	9-5-1	2-0-0
Southeastern La.	11/22/2024	64-61	W	13-15-1	8-8-2	DNP
vs Tulane	11/26/2024	64-63	W	10-13-3	13-5-0	DNP
vs LMU (CA)	11/27/2024	70-73	L	10-10-0	8-4-1	DNP
at Utah St.	12/04/2024	67-70	L	13-9-1	5-1-1	DNP
at South Dakota	12/10/2024	81-82	L	7-5-1	4-6-2	DNP
vs BYU	12/14/2024	49-68	L	7-1-1	0-4-0	DNP
Bellarmine	12/19/2024	92-55	W	6-0-2	11-3-2	DNP
at Cal St. Fullerton	12/22/2024	73-69	W	11-6-2	13-3-3	DNP
Nevada	12/28/2024	66-63	W	6-4-0	15-1-0	DNP
Boise St.	12/31/2024	58-67	L	5-5-0	3-4-1	DNP
at Air Force	01/04/2025	70-65	W	12-10-3	0-2-0	DNP
New Mexico	01/07/2025	53-61	L	5-8-5	2-1-2	DNP
at Boise St.	01/14/2025	55-96	L	0-2-2	5-4-0	0-0-0
Colorado St.	01/18/2025	63-79	L	4-3-0	4-1-0	DNP
at UNLV	01/21/2025	63-61	W	13-12-6	DNP	DNP
at San Jose St.	01/25/2025	58-67	L	7-7-2	2-1-0	DNP
Fresno St.	01/28/2025	83-72	Wot	10-10-4	6-1-0	DNP
at San Diego St.	02/01/2025	61-63	L	9-1-1	0-0-0	DNP
Utah St.	02/04/2025	67-71	L	11-7-1	6-1-0	DNP
UNLV	02/08/2025	57-68	L	7-6-1	5-3-0	DNP
at New Mexico	02/12/2025	67-71	L	8-7-2	0-1-0	DNP
at Colorado St.	02/15/2025	53-88	L	7-3-1	5-2-0	DNP
Air Force	02/18/2025	69-62	W	6-10-3	0-1-0	DNP
San Jose St.	02/22/2025	73-82	L	18-7-3	DNP	DNP
at Nevada	02/25/2025	61-84	L	6-4-2	2-0-0	2-0-0
San Diego St.	03/01/2025	69-72	L	6-2-1	DNP	DNP
at Fresno St.	03/04/2025	58-62	L	0-5-1	3-8-3	DNP

Game-by-Game Leaders

Opponent	Date	Score	Points	Rebounds	Assists	Steals	Blocks
Concordia, St. Paul	11/4	108-85	25 - Agbim	16 - Nesbitt	6 - Agbim	2 - Multiple	1 - Multiple
Tennessee State	11/10	81-66	24 - Agbim	7 - Nesbitt	5 - Newton	2 - Allen/Newton	1 - Magassa/Agbim
at Texas Tech	11/13	49-96	15 - Agbim	6 - Henry	2 - Agbim/Nesbitt	3 - Magassa	None
Utah Tech	11/16	86-69	12 - Agbim	12 - Nesbitt	4 - Newton	2 - Wills	1 - Multiple Players
Southeastern La.	11/22	64-61	13 - Nesbitt	14 - Nesbitt	2 - Tainamo	1 - Wills/Nesbitt	1 - Multiple Players
v. Tulane	11/26	64-63	18 - Agbim	13 - Nesbitt	3 - Nesbitt	1 - Agbim	1 - Multiple Players
vs. LMU	11/27	70-73	23 - Agbim	10 - Nesbitt	5 - Agbim	1 - Multiple players	1 - Multiple players
at Utah State	12/4	67-70	17 - Newton/Agbim	7 - Nesbitt	10 - Agbim	4 - Nesbitt	2 - Henry/Ebube
at South Dakota	12/10	81-82	17 - Agbim	6 - Tainamo	4 - Agbim	1 - Agbim/Wills	2 - Ebube
vs. BYU	12/14	49-68	21 - Agbim	9 - Magassa	2 - Multiple Players	2 - Agbim	2 - Magassa
Bellarmine	12/19	92-55	28 - Agbim	9 - Magassa	7 - Wills	2 - Henry	2 - Belic
at CSU Fullerton	12/22	73-69	20 - Newton	6 - Belic/Nesbitt	3 - Tainamo	1 - Multiple Players	1 - Belic/Nesbitt
Nevada	12/28	66-63	18 - Agbim	5 - Allen	4 - Agbim	2 - Agbim	None
Boise State	12/31	58-67	17 - Wills	6 - Belic	2 - Henry	2 - Multiple Players	1 - Magassa/Tainamo
at Air Force	1/4	70-65	16 - Newton	10 - Nesbitt	5 - Wills	2 - Belic/Tainamo	2 - Belic
New Mexico	1/7	53-61	11 - Allen	8 - Nesbitt	5 - Nesbitt	1 - Henry/Newton	2 - Nesbitt
at Boise State	1/14	55-96	16 - Agbim	4 - Kojenets/Ebube	2 - Nesbitt/Belic	1 - Multiple Players	1 - Belic/Kojenets
Colorado State	1/18	63-79	26 - Agbim	6 - Agbim	2 - Allen/Agbim	2 - Belic	1 - Multiple Players
at UNLV	1/21	63-61	19 - Agbim	12 - Nesbitt	6 - Nesbitt	1 - Agbim	2 - Agbim
at San Jose State	1/25	58-67	22 - Ebube	7 - Nesbitt	6 - Agbim	3 - Nesbitt	1 - Kojenets/Nesbitt
Fresno State	1/28	83-72 OT	18 - Newton	10 - Nesbitt	5 - Agbim	3 - Agbim	1 - Multiple Players
at San Diego State	2/1	61-73	18 - Allen	6 - Allen/Kojenets	6 - Agbim	2 - Allen	3 - Kojenets
Utah State	2/4	67-71	11 - Nesbitt	7 - Nesbitt	2 - Multiple Player	1 - Multiple Player	1 - Belic/Allen
UNLV	2/8	57-68	14 - Agbim	6 - Nesbitt/Belic	6 - Henry	1 - Multiple Players	1 - Multiple Players
at New Mexico	2/12	67-71	22 - Agbim	11 - Allen	4 - Allen	2 - Nesbitt	1 - Multiple Player
at Colorado State	2/15	53-88	15 - Agbim/Allen	5 - Henry/Nesbitt	2 - Agbim	2 - Agbim	2 - Henry
Air Force	2/18	69-62	22 - Agbim	10 - Nesbitt	4 - Agbim	2 - Nesbitt	1 - Multiple Players
San Jose State	2/22	73-82	20 - Agbim	7 - Nesbitt/Magassa	4 - Agbim/Wills	1 - Multiple Players	1 - Henry/Kojenets
at Nevada	2/25	61-84	16 - Newton	6 - Magassa	6 - Agbim	1 - Multiple Players	1 - Magassa
San Diego State	3/1	69-72	21 - Agbim	6 - Multiple Players	2 - Belic/Agbim	1 - Belic/Agbim	1 - Multiple Players
at Fresno State	3/4	58-62	17 - Agbim	8 - Tainamo	5 - Agbim	3 - Agbim	1 - Multiple Players

Wyoming Cowboys

Cowboys in Comparison to Opponents

Overall Record	12-19	When the Cowboys they are	When the Cowboys they are
When the Cowboys . . .		Commit fewer fouls than opponent	4-2		
Play day games	4-4	Commit more fouls than opponent	8-16		
Play night games	8-15	Commit the same number of fouls	0-1		
Lead at halftime	9-5	Have more assists than opponent	8-9		
Trail at halftime	3-13	Have fewer assists than opponent	4-9		
Are tied at halftime	0-1	Have the same number of assists	0-1		
Shoot better from the field than opponent	11-3	Commit fewer turnovers than opponent	3-6		
Shoot worse from the field than opponent	1-16	Commit more turnovers than opponent	8-12		
Shoot the same from the field as opponent	0-0	Commit the same number of turnovers	0-1		
Shoot better from three-point range than opponent	8-7	Block more shots than opponent	7-7		
Shoot worse from three-point range than opponent	5-14	Block fewer shots than opponent	3-8		
Shoot the same from three-point range as opponent	0-0	Block the same number of shots	2-4		
Shoot better from the free-throw line than opponent	9-5	Have more steals than opponent	1-5		
Shoot worse from the free-throw line than opponent	4-14	Have fewer steals than opponent	9-12		
Shoot the same from the free-throw line as opponent	0-0	Have the same number of steals	2-2		
Outrebound opponent	9-4	Have their starting frontcourt outscore the opponent's	2-5		
Are outrebounded by opponent	3-15	Have their starting frontcourt outscored by the opponent's	9-12		
Are even in rebounds with opponent	0-1	Have their starting frontcourt tied by the opponent's	1-2		
Have more offensive rebounds than opponent	8-10	Have their starting backcourt outscore the opponent's	9-6		
Have fewer offensive rebounds than opponent	4-6	Have their starting backcourt outscored by the opponent's	2-12		
Have the same number of offensive rebounds	1-2	Have their starting backcourt tied by the opponent's	1-1		
Have more defensive rebounds than opponent	11-4	Have their bench outscore the opponent's	8-7		
Have fewer defensive rebounds than opponent	1-15	Have their bench outscored by the opponent's	4-11		
Have the same number of defensive rebounds	0-0	Have their bench tied by the opponent's in scoring	1-0		

Team Game-by-Game Comparison

Opponent	1st	2nd	Score	Mar	FG	FG %	3FG	3FG %	FT	FT Pct	Rbs	Ast	TO	Block	Steal	Fouls	
CONCORDIA-ST. P	51/45	57/40	108-85	+23	45-84/26-67	.536/.388	6-21/10-31	.286/.323	12-19/23-29	.632/.793	53/33	+20	19/12	8/15	3/1	9/2	26/18
TENNESSEE ST.	43/28	38/38	81-66	+15	30-57/22-59	.526/.373	9-18/2-16	.500/.125	12-24/20-32	.500/.625	38/40	(2)	18/5	11/12	2/1	6/6	23/19
Texas Tech	20/46	29/50	49-96	(47)	18-53/39-61	.340/.639	3-14/10-18	.214/.556	10-18/8-11	.556/.727	29/35	(6)	5/21	25/14	0/1	6/17	14/16
UTAH TECH	42/28	44/41	86-69	+17	29-58/21-59	.500/.356	5-14/5-25	.357/.200	23-31/22-31	.742/.710	50/27	+23	15/4	16/9	4/0	7/8	27/25
SOUTHEASTERN LA.	36/26	28/35	64-61	+3	20-54/21-63	.370/.333	5-22/8-25	.227/.320	19-33/11-16	.576/.688	52/30	+22	5/11	16/7	5/4	2/10	16/28
Tulane	34/40	30/23	64-63	+1	21-53/20-59	.396/.339	4-22/4-20	.182/.200	18-26/19-23	.692/.826	44/34	+10	9/10	11/6	4/7	2/8	18/23
LMU (CA)	27/40	43/33	70-73	(3)	27-63/28-57	.429/.491	5-16/8-25	.313/.320	11-14/9-11	.786/.818	37/32	+5	8/14	9/10	3/6	4/8	10/12
Utah St.	29/32	38/38	67-70	(3)	24-48/23-56	.500/.411	12-26/5-17	.462/.294	7-9/19-26	.778/.731	27/35	(8)	15/9	12/8	4/2	5/5	21/13
South Dakota	37/37	44/45	81-82	(1)	24-56/27-60	.429/.450	8-23/4-19	.348/.211	25-33/24-34	.758/.706	44/28	+16	10/7	19/10	2/1	2/4	24/26
BYU	25/34	24/34	49-68	(19)	20-48/24-46	.417/.522	6-24/9-20	.250/.450	3-8/11-14	.375/.786	25/30	(5)	9/11	14/13	2/2	2/5	14/13
BELLARMINE	52/28	40/27	92-55	+37	36-55/19-49	.655/.388	14-28/5-21	.500/.238	6-7/12-15	.857/.800	34/17	+17	21/9	11/12	4/0	4/6	14/8
CSU Fullerton	39/29	34/40	73-69	+4	25-49/25-54	.510/.463	10-26/8-20	.385/.400	13-16/11-14	.813/.786	27/29	(2)	11/7	11/9	2/2	3/5	15/20
NEVADA	26/24	40/39	66-63	+3	22-45/21-47	.489/.447	11-21/5-11	.524/.455	11-12/16-20	.917/.800	26/25	+1	10/13	19/16	0/7	4/9	19/16
Boise State	19/25	39/42	58-67	(8)	20-57/21-46	.351/.457	9-25/8-20	.360/.400	9-15/17-22	.600/.773	28/41	(13)	6/12	7/13	2/4	7/3	20/17
Air Force	33/36	37/29	70-65	+5	24-42/26/46	.571/.565	9-13/8-18	.692/.444	13-18/5-13	.722/.385	25/22	+3	11/16	14/13	2/1	5/6	17/20
New Mexico	32/18	21/43	53-61	(8)	19-59/19-57	.322/.333	5-19/5-21	.263/.238	10-17/18-22	.588/.818	41/44	(3)	11/8	11/10	6/5	2/7	19/17
Boise State	21/50	34/46	55-96	(41)	17-48/31/53	.354/.585	5-18/13-26	.278/.500	16-23/21/26	.696/.750	33/22	(11)	9/15	14/8	2/2	3/7	21/21
Colorado State	28/36	35/43	63-79	(16)	25-63/28-54	.397/.519	5-22/8-24	.227/.333	8-10/15-17	.800/.882	28/37	(9)	4/17	6/9	3/1	4/3	18/16
UNLV	25/24	38/37	63-61	+3	22-48/23-58	.458/.397	14-28/5-19	.500/.263	5-8/10-17	.625/.588	37/30	+7	18/11	16/5	3/4	1/10	16/14
San Jose State	19/25	39/44	58-67	(9)	23-69/23-52	.333/.442	6-31/6-14	.194/.429	6-14/15-19	.429/.789	41/43	(2)	13/13	7/10	2/6	6/2	15/18
Fresno State	31/30	36/37	83-72	+11	28-57/27-66	.491/.409	17-36/5-22	.472/.227	10-13/13-19	.769/.684	35/38	(3)	23/13	15/18	4/2	5/13	20/14
San Diego State	25/28	36/35	61-63	(2)	19-52/18-49	.365/.367	8-26/5-22	.308/.227	15-22/22-28	.682/.876	32/26	(4)	10/9	12/12	3/8	4/4	27/17
Utah State	35/30	32/41	67-71	(4)	24-53/22-54	.453/.407	6-23/3-19	.261/.158	13-16/24-31	.813/.774	32/36	(4)	11/8	14/11	2/3	7/9	23/16
UNLV	23/30	34/38	57-68	(11)	25-59/23-50	.424/.460	4-21/6-16	.190/.375	3-9/16-19	.333/.842	32/34	(2)	14/6	10/11	3/3	3/5	17/15
New Mexico	39/29	28/42	67-71	(4)	28-52/23-55	.538/.418	7-13/7-20	.538/.350	4-14/18-34	.286/.529	36/36	0	14/10	18/13	5/3	6/10	23/15
at Colorado State	19/44	34/44	53-88	(35)	20-53/34-56	.377/.607	6-17/14-24	.353/.583	7-11/6-10	.636/.600	26/34	(8)	6/26	12/8	3/3	3/6	15/10
Air Force	28/38	41/24	69-62	+7	25-54/23-49	.463/.469	6-17/7-23	.353/.304	13-22/9-17	.591/.529	40/27	+13	11/12	10/8	3/3	3/3	17/24
San Jose State	39/37	34/45	73-82	(9)	26-55/28-58	.473/.483	8-19/7-20	.421/.350	13-17/19-32	.765/.594	34/33	+1	16/8	15/8	2/4	4/10	20/15
at Nevada	28/39	33/45	61-84	(23)	23-58/26-49	.397/.531	8-21/6-16	.381/.375	7-14/26-31	.500/.839	32/34	(2)	12/14	8/6	1/5	3/1	23/16
San Diego State	34/33	35/39	69-72	(3)	25-56/24-48	.446/.500	8-27/7-19	.296/.368	11-16/17-20	.688/.567	39/22	+17	8/13	17/7	3/2	2/11	24/15
at Fresno State	24/27	34/35	58-62	(4)	20-61/18-51	.328/.353	12-40/6-18	.300/.714	6-10/20-28	.600/.714	33/45	(12)	14/6	7/12	4/2	5/3	23/15

Note: Game totals are displayed in the format WYO/OPPONENT for each category

Wyoming Cowboys

Specialty Stats Game-by-Game

Opponent	Paint	Off TO	2nd Chance	Fast Break	Bench	Largest Lead	Largest Deficit	Lead Changes	Times Tied
Concordia, St. Paul	78/28	19/11	27/13	8/3	68/20	26	2	2	4
Tennessee State	36/34	12/10	5/15	15/4	22/27	20	1	3	0
Texas Tech	24/44	6/40	9/14	0/15	13/29	1	49	2	0
Utah Tech	44/24	15/8	16/8	11/9	32/32	28	1	2	2
Southeastern La.	28/14	8/16	14/6	0/7	21/24	13	3	4	4
Tulane	30/24	2/16	12/9	5/4	30/0	3	16	7	7
LMU	34/34	12/10	8/9	3/18	14/6	10	16	7	3
Utah State	20/36	15/8	0/20	5/11	15/26	5	8	7	10
South Dakota	30/42	12/17	18/11	6/7	39/27	2	8	14	11
BYU	18/24	12/15	3/6	5/4	14/37	0	21	0	0
Bellarmine	38/24	22/10	9/2	7/2	33/16	40	0	0	1
CSU Fullerton	22/34	12/12	6/10	5/13	18/29	19	2	2	4
Nevada	20/22	10/13	10/5	0/0	30/12	8	3	23	7
Boise State	16/26	8/4	2/6	0/4	30/21	1	13	2	0
Air Force	28/32	7/12	3/8	4/7	16/29	7	9	4	3
New Mexico	28/24	2/9	9/5	4/3	23/8	14	8	4	2
Boise State	18/32	7/17	3/15	0/9	29/32	3	44	1	0
Colorado State	32/38	13/6	9/7	0/4	10/22	1	17	2	1
UNLV	14/34	5/18	7/14	2/11	23/17	11	4	8	3
San Jose State	32/28	13/4	9/14	5/12	37/24	2	14	5	0
Fresno State	22/40	17/18	14/11	0/11	30/16	13	5	6	4
San Diego State	20/24	9/14	7/9	5/8	13/11	9	11	13	6
Utah State	36/38	10/18	10/13	6/8	21/23	9	7	10	8
UNLV	38/30	9/11	4/4	0/9	14/16	2	16	5	5
New Mexico	32/26	8/17	0/11	2/23	20/22	13	5	3	6
Colorado State	14/22	10/22	6/2	2/8	13/33	0	36	0	0
Air Force	36/26	12/5	19/0	0/2	8/18	9	12	1	2
San Jose State	28/40	8/17	13/10	5/12	15/20	13	12	13	6
at Nevada	28/32	5/7	4/7	7/13	26/31	23	0	0	0
San Diego State	28/34	8/20	15/9	4/13	24/10	5	8	14	8
at Fresno State	14/24	16/7	12/14	4/3	7/2	3	9	10	7

Points in the Paint: Most: 78 vs. Concordia, St. Paul
Most Allowed: 44 at Texas Tech

Least: 14 at Fresno State
Least Allowed: 14 vs. Southeastern La.

Points Off Turnovers: Most: 22 vs. Bellarmine
Most Allowed: 40 at Texas Tech

Least: 2 vs. Tulane
Least Allowed: 2 vs. New Mexico

Second Chance Pts: Most: 27 vs. Concordia, St. Paul
Most Allowed: 23 at New Mexico

Least: 0 at Utah State
Least Allowed: 2 at Colorado State

Fast Break Points: Most: 15 vs. Tennessee State
Most Allowed: 18 vs. LMU

Least: 0 vs. Air Force
Least Allowed: 0 vs. Nevada

Bench Points: Most: 68 vs. Concordia, St. Paul
Most Allowed: 37 vs. BYU

Least: 7 at Fresno State
Least Allowed: 0 vs. Tulane

Largest Deficit Overcome: 16 vs. Tulane

Largest Lead Lost: 10 vs. LMU

Note: Game totals are displayed in the format WYO/OPPONENT for each category

Starters/Bench Production

	Starters (Total / % Team Total)	Bench (Total / % Team Total)
Points	1,380/65%	708/35%
Minutes	4,017/64%	2,208/36%
Rebounds	604/56%	367/44%

Record by Margin

1	2	3	4	5	6
1-1	0-1	3-3	1-3	1-0	0-0
7	8	9	10-15	16-20	20+
1-0	0-1	0-3	2-1	1-2	2-4

Record by Conference

Conference	Record
Mountain West	5-15
NSIC	1-0
Ohio Valley Conference	1-0
Big 12	0-2
WAC	1-0
Southland	1-0
AAC	1-0
WCC	0-1
Summit League	0-1
A-Sun	1-0
Big West	1-0

Points Scored/Allowed

Scoring		Allowing
0-2	49 or less	0-0
0-7	50-59	1-0
5-7	60-69	9-7
2-2	70-79	1-6
3-1	80-89	1-4
1-0	90-99	0-2
1-0	100+	0-0

Record by Month

Nov.	Dec.	Jan.	Feb.	March
5-2	3-4	3-4	1-7	0-1

Record by Day of the Week

Sun.	Mon.	Tue.	Wed.	Thu.	Fri.	Sat.
2-0	1-0	4-7	0-4	1-0	1-0	3-8

Wyoming Cowboys

Team Superlatives

Wyoming Game Highs

Wyoming - Game Highs

POINTS	108	Concordia-St. Paul (11/04/2024)
	92	Bellarmine (12/19/2024)
	86	Utah Tech (11/16/2024)
	83	Fresno St. (01/28/2025)
	81	at South Dakota (12/10/2024)
	81	Tennessee St. (11/10/2024)
FIELD GOALS MADE	45	Concordia-St. Paul (11/04/2024)
	36	Bellarmine (12/19/2024)
FIELD GOAL ATTEMPTS	84	Concordia-St. Paul (11/04/2024)
	69	at San Jose St. (01/25/2025)
FIELD GOAL PERCENTAGE	.655 (36-55)	Bellarmine (12/19/2024)
	.571 (24-42)	at Air Force (01/04/2025)
3 PT FG MADE	17	Fresno St. (01/28/2025)
	14	at UNLV (01/21/2025)
	14	Bellarmine (12/19/2024)
3 PT FG ATTEMPTS	40	at Fresno St. (03/04/2025)
	36	Fresno St. (01/28/2025)
3 PT FG PERCENTAGE	.692 (9-13)	at Air Force (01/04/2025)
	.538 (7-13)	at New Mexico (02/12/2025)
FREE THROWS MADE	25	at South Dakota (12/10/2024)
	23	Utah Tech (11/16/2024)
FREE THROW ATTEMPTS	33	at South Dakota (12/10/2024)
	33	Southeastern La. (11/22/2024)
FREE THROW PERCENTAGE	.917 (11-12)	Nevada (12/28/2024)
	.857 (6-7)	Bellarmine (12/19/2024)
REBOUNDS	53	Concordia-St. Paul (11/04/2024)
	52	Southeastern La. (11/22/2024)
ASSISTS	23	Fresno St. (01/28/2025)
	21	Bellarmine (12/19/2024)
STEALS	9	Concordia-St. Paul (11/04/2024)
	7	Utah St. (02/04/2025)
	7	Boise St. (12/31/2024)
	7	Utah Tech (11/16/2024)
BLOCKED SHOTS	6	New Mexico (01/07/2025)
	5	at New Mexico (02/12/2025)
	5	Southeastern La. (11/22/2024)
TURNOVERS	25	at Texas Tech (11/13/2024)
	19	Nevada (12/28/2024)
	19	at South Dakota (12/10/2024)
FOULS	27	at San Diego St. (02/01/2025)
	27	Utah Tech (11/16/2024)

Opponent Game Highs

Opponent - Game Highs

POINTS	96	at Boise St. (01/14/2025)
	96	at Texas Tech (11/13/2024)
	88	at Colorado St. (02/15/2025)
	85	Concordia-St. Paul (11/04/2024)
	84	at Nevada (02/25/2025)
FIELD GOALS MADE	39	at Texas Tech (11/13/2024)
	34	at Colorado St. (02/15/2025)
FIELD GOAL ATTEMPTS	67	Concordia-St. Paul (11/04/2024)
	66	Fresno St. (01/28/2025)
FIELD GOAL PERCENTAGE	.639 (39-61)	at Texas Tech (11/13/2024)
	.607 (34-56)	at Colorado St. (02/15/2025)
3 PT FG MADE	14	at Colorado St. (02/15/2025)
	13	at Boise St. (01/14/2025)
3 PT FG ATTEMPTS	31	Concordia-St. Paul (11/04/2024)
	26	at Boise St. (01/14/2025)
3 PT FG PERCENTAGE	.583 (14-24)	at Colorado St. (02/15/2025)
	.556 (10-18)	at Texas Tech (11/13/2024)
FREE THROWS MADE	26	at Nevada (02/25/2025)
	24	Utah St. (02/04/2025)
	24	at South Dakota (12/10/2024)
FREE THROW ATTEMPTS	34	at New Mexico (02/12/2025)
	34	at South Dakota (12/10/2024)
FREE THROW PERCENTAGE	.882 (15-17)	Colorado St. (01/18/2025)
	.842 (16-19)	UNLV (02/08/2025)
REBOUNDS	45	at Fresno St. (03/04/2025)
	44	New Mexico (01/07/2025)
ASSISTS	26	at Colorado St. (02/15/2025)
	21	at Texas Tech (11/13/2024)
STEALS	17	at Texas Tech (11/13/2024)
	13	Fresno St. (01/28/2025)
BLOCKED SHOTS	8	at San Diego St. (02/01/2025)
	7	Nevada (12/28/2024)
	7	vs Tulane (N) (11/26/2024)
TURNOVERS	16	Nevada (12/28/2024)
	15	Fresno St. (01/28/2025)
	15	Concordia-St. Paul (11/04/2024)
FOULS	28	Southeastern La. (11/22/2024)
	26	at South Dakota (12/10/2024)

Wyoming Game Lows

Wyoming - Game Lows

POINTS	49	vs BYU (N) (12/14/2024)
	49	at Texas Tech (11/13/2024)
	53	at Colorado St. (02/15/2025)
	53	New Mexico (01/07/2025)
	55	at Boise St. (01/14/2025)
FIELD GOALS MADE	17	at Boise St. (01/14/2025)
	18	at Texas Tech (11/13/2024)
FIELD GOAL ATTEMPTS	42	at Air Force (01/04/2025)
	45	Nevada (12/28/2024)
FIELD GOAL PERCENTAGE	.322 (19-59)	at Fresno St. (03/04/2025)
	.328 (20-61)	at Texas Tech (11/13/2024)
3 PT FG MADE	3	UNLV (02/08/2025)
	4	vs Tulane (N) (11/26/2024)
3 PT FG ATTEMPTS	13	at New Mexico (02/12/2025)
	13	at Air Force (01/04/2025)
3 PT FG PERCENTAGE	.182 (4-22)	vs Tulane (N) (11/26/2024)
	.190 (4-21)	UNLV (02/08/2025)
FREE THROWS MADE	3	UNLV (02/08/2025)
	3	vs BYU (N) (12/14/2024)
FREE THROW ATTEMPTS	7	Bellarmine (12/19/2024)
	8	at UNLV (01/21/2025)
	8	vs BYU (N) (12/14/2024)
FREE THROW PERCENTAGE	.286 (4-14)	at New Mexico (02/12/2025)
	.333 (3-9)	UNLV (02/08/2025)
REBOUNDS	22	at Boise St. (01/14/2025)
	25	at Air Force (01/04/2025)
	25	vs BYU (N) (12/14/2024)
ASSISTS	4	Colorado St. (01/18/2025)
	5	Southeastern La. (11/22/2024)
	5	at Texas Tech (11/13/2024)
STEALS	1	at UNLV (01/21/2025)
	2	San Diego St. (03/01/2025)
	2	New Mexico (01/07/2025)
	2	vs BYU (N) (12/14/2024)
	2	at South Dakota (12/10/2024)
	2	vs Tulane (N) (11/26/2024)
	2	Southeastern La. (11/22/2024)
BLOCKED SHOTS	0	Nevada (12/28/2024)
	0	at Texas Tech (11/13/2024)
TURNOVERS	6	Colorado St. (01/18/2025)
	7	at Fresno St. (03/04/2025)
	7	at San Jose St. (01/25/2025)
	7	Boise St. (12/31/2024)
FOULS	10	vs LMU (CA) (N) (11/27/2024)
	14	Bellarmine (12/19/2024)
	14	vs BYU (N) (12/14/2024)
	14	at Texas Tech (11/13/2024)

Opponent Game Lows

Opponent - Game Lows

POINTS	55	Bellarmine (12/19/2024)
	61	at UNLV (01/21/2025)
	61	New Mexico (01/07/2025)
	61	Southeastern La. (11/22/2024)
	62	at Fresno St. (03/04/2025)
	62	Air Force (02/18/2025)
FIELD GOALS MADE	18	at Fresno St. (03/04/2025)
	18	at San Diego St. (02/01/2025)
FIELD GOAL ATTEMPTS	46	at Air Force (01/04/2025)
	46	Boise St. (12/31/2024)
	46	vs BYU (N) (12/14/2024)
FIELD GOAL PERCENTAGE	.333 (21-63)	Southeastern La. (11/22/2024)
	.333 (19-57)	New Mexico (01/07/2025)
3 PT FG MADE	2	Tennessee St. (11/10/2024)
	3	Utah St. (02/04/2025)
3 PT FG ATTEMPTS	11	Nevada (12/28/2024)
	14	at San Jose St. (01/25/2025)
3 PT FG PERCENTAGE	.125 (2-16)	Tennessee St. (11/10/2024)
	.158 (3-19)	Utah St. (02/04/2025)
FREE THROWS MADE	5	at Air Force (01/04/2025)
	6	at Colorado St. (02/15/2025)
FREE THROW ATTEMPTS	10	at Colorado St. (02/15/2025)
	11	vs LMU (CA) (N) (11/27/2024)
	11	at Texas Tech (11/13/2024)
FREE THROW PERCENTAGE	.385 (5-13)	at Air Force (01/04/2025)
	.529 (18-34)	at New Mexico (02/12/2025)
	.529 (9-17)	Air Force (02/18/2025)
REBOUNDS	17	Bellarmine (12/19/2024)
	22	at Air Force (01/04/2025)
ASSISTS	4	Utah Tech (11/16/2024)
	5	Tennessee St. (11/10/2024)
STEALS	1	at Nevada (02/25/2025)
	2	at San Jose St. (01/25/2025)
	2	Concordia-St. Paul (11/04/2024)
BLOCKED SHOTS	0	Bellarmine (12/19/2024)
	0	Utah Tech (11/16/2024)
TURNOVERS	5	at UNLV (01/21/2025)
	6	at Nevada (02/25/2025)
	6	vs Tulane (N) (11/26/2024)
FOULS	8	Bellarmine (12/19/2024)
	10	at Colorado St. (02/15/2025)

Wyoming Cowboys

Player Superlatives

Wyoming

Wyoming - Individual Game Highs

POINTS	28	Obi Agbim vs Bellarmine (12/19/2024)
	26	Obi Agbim vs Colorado St. (01/18/2025)
	25	Obi Agbim vs Concordia-St. Paul (11/04/2024)
	24	Obi Agbim vs Tennessee St. (11/10/2024)
	23	Obi Agbim vs LMU (CA) (N) (11/27/2024)
FIELD GOALS MADE	11	Scottie Ebuhe at San Jose St. (01/25/2025)
	10	Obi Agbim vs Colorado St. (01/18/2025)
	10	Obi Agbim vs Bellarmine (12/19/2024)
	10	Obi Agbim vs Tennessee St. (11/10/2024)
FIELD GOAL ATTEMPTS	19	Obi Agbim vs San Diego St. (03/01/2025)
	19	Obi Agbim vs Boise St. (12/31/2024)
FIELD GOAL PERCENTAGE (min 5 made)	1.000 (5-5)	Abou Magassa vs New Mexico (01/07/2025)
	1.000 (5-5)	Dontaie Allen at Air Force (01/04/2025)
	1.000 (5-5)	Touko Tainamo vs Bellarmine (12/19/2024)
3 PT FG MADE	8	Obi Agbim vs Bellarmine (12/19/2024)
	5	Obi Agbim at Fresno St. (03/04/2025)
	5	Kobe Newton at Fresno St. (03/04/2025)
	5	Obi Agbim vs Fresno St. (01/28/2025)
	5	Obi Agbim at UNLV (01/21/2025)
	5	A.J. Willis vs Boise St. (12/31/2024)
	5	Kobe Newton at Cal St. Fullerton (12/22/2024)
	5	Kobe Newton at Utah St. (12/04/2024)
3 PT FG ATTEMPTS	16	Obi Agbim at Fresno St. (03/04/2025)
	11	Kobe Newton at Fresno St. (03/04/2025)
	11	Dontaie Allen vs Fresno St. (01/28/2025)
3 PT FG PERCENTAGE (min 2 made)	1.000 (4-4)	Kobe Newton at Nevada (02/25/2025)
	1.000 (4-4)	Dontaie Allen at Air Force (01/04/2025)
	1.000 (4-4)	Obi Agbim vs Tennessee St. (11/10/2024)
	1.000 (3-3)	Obi Agbim at Colorado St. (02/15/2025)
	1.000 (3-3)	Dontaie Allen vs Nevada (12/28/2024)
	1.000 (2-2)	Jordan Nesbitt at Nevada (02/25/2025)
	1.000 (2-2)	A.J. Willis at New Mexico (02/12/2025)
FREE THROWS MADE	7	A.J. Willis vs Air Force (02/18/2025)
	7	Obi Agbim at San Diego St. (02/01/2025)
	7	Touko Tainamo vs Nevada (12/28/2024)
FREE THROW ATTEMPTS	10	A.J. Willis vs Air Force (02/18/2025)
	9	Obi Agbim at San Diego St. (02/01/2025)
FREE THROW PERCENTAGE (min 3 made)	1.000 (6-6)	A.J. Willis at South Dakota (12/10/2024)
	1.000 (5-5)	Dontaie Allen vs Utah St. (02/04/2025)
	1.000 (5-5)	Kobe Newton at Texas Tech (11/13/2024)
	1.000 (4-4)	Dontaie Allen at Fresno St. (03/04/2025)
	1.000 (4-4)	Obi Agbim vs Air Force (02/18/2025)
	1.000 (4-4)	Dontaie Allen at San Diego St. (02/01/2025)
	1.000 (4-4)	Jordan Nesbitt at UNLV (01/21/2025)
	1.000 (4-4)	Obi Agbim vs Colorado St. (01/18/2025)
	1.000 (4-4)	Kobe Newton at Air Force (01/04/2025)
	1.000 (4-4)	Obi Agbim at South Dakota (12/10/2024)
	1.000 (4-4)	Obi Agbim vs LMU (CA) (N) (11/27/2024)
	1.000 (4-4)	Oleg Kojenets vs Tulane (N) (11/26/2024)
	1.000 (4-4)	Obi Agbim vs Utah Tech (11/16/2024)
	1.000 (4-4)	Obi Agbim vs Concordia-St. Paul (11/04/2024)
	1.000 (3-3)	Oleg Kojenets vs San Jose St. (02/22/2025)
	1.000 (3-3)	Kobe Newton at Cal St. Fullerton (12/22/2024)
	1.000 (3-3)	Touko Tainamo vs Utah Tech (11/16/2024)

Wyoming

Wyoming - Individual Game Highs

REBOUNDS	16	Jordan Nesbitt vs Concordia-St. Paul (11/04/2024)
	15	Jordan Nesbitt vs Southeastern La. (11/22/2024)
ASSISTS	10	Obi Agbim at Utah St. (12/04/2024)
	7	A.J. Willis vs Bellarmine (12/19/2024)
STEALS	4	Jordan Nesbitt at Utah St. (12/04/2024)
	3	Obi Agbim at Fresno St. (03/04/2025)
	3	Obi Agbim vs Fresno St. (01/28/2025)
	3	Jordan Nesbitt at San Jose St. (01/25/2025)
	3	Abou Magassa at Texas Tech (11/13/2024)
BLOCKED SHOTS	3	Oleg Kojenets at San Diego St. (02/01/2025)
	2	Cole Henry at Colorado St. (02/15/2025)
	2	Obi Agbim at UNLV (01/21/2025)
	2	Jordan Nesbitt vs New Mexico (01/07/2025)
	2	Matija Belic at Air Force (01/04/2025)
	2	Matija Belic vs Bellarmine (12/19/2024)
	2	Abou Magassa vs BYU (N) (12/14/2024)
	2	Scottie Ebuhe at South Dakota (12/10/2024)
	2	Cole Henry at Utah St. (12/04/2024)
	2	Scottie Ebuhe at Utah St. (12/04/2024)
TURNOVERS	6	Jordan Nesbitt at Utah St. (12/04/2024)
	6	Obi Agbim at Texas Tech (11/13/2024)
	6	Kobe Newton at Texas Tech (11/13/2024)
FOULS	6	Jordan Nesbitt at Nevada (02/25/2025)
	5	Dontaie Allen at Fresno St. (03/04/2025)
	5	Jordan Nesbitt at Fresno St. (03/04/2025)
	5	Abou Magassa vs San Jose St. (02/22/2025)
	5	A.J. Willis at New Mexico (02/12/2025)
	5	Jordan Nesbitt at San Diego St. (02/01/2025)
	5	Matija Belic at San Diego St. (02/01/2025)
	5	Cole Henry vs New Mexico (01/07/2025)
	5	Jordan Nesbitt vs Boise St. (12/31/2024)
	5	Abou Magassa vs Utah Tech (11/16/2024)
	5	Scottie Ebuhe vs Tennessee St. (11/10/2024)

Opponents

Opponent - Individual Game Highs

POINTS	29	Josh Uduje vs San Jose St. (02/22/2025)
	29	Jevon Porter vs LMU (CA) (N) (11/27/2024)
	27	Kobe Sanders at Nevada (02/25/2025)
	25	Chase Forte at South Dakota (12/10/2024)
	24	JT Toppin at Texas Tech (11/13/2024)
FIELD GOALS MADE	11	Josh Uduje vs San Jose St. (02/22/2025)
	11	Jevon Porter vs LMU (CA) (N) (11/27/2024)
FIELD GOAL ATTEMPTS	21	Jalen Weaver vs Fresno St. (01/28/2025)
	19	Donovan Dent at New Mexico (02/12/2025)
FIELD GOAL PERCENTAGE (min 5 made)	1.000 (5-5)	Zachary Visentin at Cal St. Fullerton (12/22/2024)
	.889 (8-9)	Nique Clifford at Colorado St. (02/15/2025)
3 PT FG MADE	6	Jevon Porter vs LMU (CA) (N) (11/27/2024)
	5	Julian Bowie at Boise St. (01/14/2025)
3 PT FG ATTEMPTS	12	Jevon Porter vs LMU (CA) (N) (11/27/2024)
	10	Jalen Weaver vs Fresno St. (01/28/2025)
3 PT FG PERCENTAGE (min 2 made)	1.000 (4-4)	Chance McMillan at Texas Tech (11/13/2024)
	1.000 (3-3)	Josh Uduje vs San Jose St. (02/22/2025)
	1.000 (3-3)	Jovan Milicevic at New Mexico (02/12/2025)
	1.000 (2-2)	Kobe Sanders at Nevada (02/25/2025)
	1.000 (2-2)	Jaylen Crocker-Johnson at Colorado St. (02/15/2025)
	1.000 (2-2)	Jalen Hill at UNLV (01/21/2025)
	1.000 (2-2)	Bowen Born vs Colorado St. (01/18/2025)
	1.000 (2-2)	Alvaro Cardenas at Boise St. (01/14/2025)
	1.000 (2-2)	Devan Cambridge at Texas Tech (11/13/2024)
FREE THROWS MADE	9	Kobe Sanders at Nevada (02/25/2025)
	9	Nick Davidson at Nevada (02/25/2025)
	9	Ian Martinez vs Utah St. (02/04/2025)
	9	Nique Clifford vs Colorado St. (01/18/2025)
	9	Donovan Dent vs New Mexico (01/07/2025)
	9	Donovan Oday at Cal St. Fullerton (12/22/2024)
	9	Chase Forte at South Dakota (12/10/2024)
FREE THROW ATTEMPTS	14	Chase Forte at South Dakota (12/10/2024)
	11	Nick Davidson at Nevada (02/25/2025)
FREE THROW PERCENTAGE (min 3 made)	1.000 (9-9)	Ian Martinez vs Utah St. (02/04/2025)
	1.000 (9-9)	Donovan Dent vs New Mexico (01/07/2025)
	1.000 (8-8)	Ian Martinez at Utah St. (12/04/2024)
	1.000 (6-6)	Jaden Henley at UNLV (01/21/2025)
	1.000 (6-6)	Marcus Skeete vs Concordia-St. Paul (11/04/2024)
	1.000 (5-5)	Miles Byrd at San Diego St. (02/01/2025)
	1.000 (5-5)	Andrew Meadow at Boise St. (01/14/2025)
	1.000 (5-5)	Tyler Rolison vs Nevada (12/28/2024)
	1.000 (5-5)	Kenyon Goodin vs Bellarmine (12/19/2024)
	1.000 (5-5)	Britton Berrett vs Utah Tech (11/16/2024)
	1.000 (4-4)	Jailen Bedford vs UNLV (02/08/2025)
	1.000 (4-4)	Sadairiene Hall at San Jose St. (01/25/2025)
	1.000 (4-4)	Nick Davidson vs Nevada (12/28/2024)
	1.000 (4-4)	Will Johnston vs LMU (CA) (N) (11/27/2024)
	1.000 (4-4)	Brody Rowbury vs Southeastern La. (11/22/2024)
	1.000 (4-4)	Darrion Williams at Texas Tech (11/13/2024)
	1.000 (3-3)	Tyler Rolison at Nevada (02/25/2025)
REBOUNDS	13	Elijah Price at Fresno St. (03/04/2025)
	12	Elijah Price vs Fresno St. (01/28/2025)
	12	Nelly Joseph vs New Mexico (01/07/2025)
	12	JT Toppin at Texas Tech (11/13/2024)

Opponents

Opponent - Individual Game Highs

ASSISTS	8	Alvaro Cardenas at Boise St. (01/14/2025)
	8	Ethan Taylor at Air Force (01/04/2025)
STEALS	4	Alex Crawford vs Fresno St. (01/28/2025)
	4	Alvaro Cardenas at Boise St. (01/14/2025)
	4	Kam Williams vs Tulane (N) (11/26/2024)
	4	Darrion Williams at Texas Tech (11/13/2024)
BLOCKED SHOTS	4	Magoon Gwath at San Diego St. (02/01/2025)
	4	Jevon Porter vs LMU (CA) (N) (11/27/2024)
TURNOVERS	6	Nick Davidson vs Nevada (12/28/2024)
	5	Nelly Joseph at New Mexico (02/12/2025)
	5	Alvaro Cardenas vs Boise St. (12/31/2024)
FOULS	5	Jeffrey Mills vs Air Force (02/18/2025)
	5	Will Cooper vs Air Force (02/18/2025)
	5	Ashton Smith at South Dakota (12/10/2024)
	5	Gregg Glenn III vs Tulane (N) (11/26/2024)
	5	Sam Hines, Jr. vs Southeastern La. (11/22/2024)
	5	Kyle Edison vs Southeastern La. (11/22/2024)
	5	Beon Riley vs Utah Tech (11/16/2024)

Wyoming Cowboys

Cowboys in the NCAA National Stats

Team Stats

Statistic	National Rank	Conference Rank	Value	National Leader	Value	Conference Leader	Value
Assist/Turnover Ratio (355 ranked)	315	10	0.92	Gonzaga	2.05	Utah St.	1.66
Assists Per Game (355 ranked)	298	10	11.8	Gonzaga	19.9	Utah St.	17.7
Bench Points per game (355 ranked)	107	3	22.84	Southern U.	39.39	Utah St.	28.61
Blocks Per Game (355 ranked)	255	9	2.8	UConn	6.5	San Diego St.	5.6
Effective FG pct (355 ranked)	208	8	0.509	Cornell	0.589	Utah St.	0.573
Fastbreak Points (355 ranked)	354	11	3.87	Milwaukee	18.38	New Mexico	16.97
Field Goal Percentage (355 ranked)	233	9	43.9	Northern Colo.	50.8	Utah St.	49.5
Field Goal Percentage Defense (355 ranked)	223	8	44.6	Tennessee	37.7	San Diego St.	37.9
Fouls Per Game (355 ranked)	339	11	19.3	Creighton	10.8	Fresno St.	15.4
Free Throw Attempts Per Game (355 ranked)	296	11	16.7	Winthrop	29.1	New Mexico	23.8
Free Throw Percentage (355 ranked)	344	10	65.3	Wisconsin	83.6	Colorado St.	79.0
Free Throws Made Per Game (355 ranked)	333	11	10.9	South Dakota	20.0	Boise St.	17.1
Rebound Margin (355 ranked)	143	5	1.9	Saint Mary's (CA)	10.2	Boise St.	7.7
Rebounds (Defensive) Per Game (355 ranked)	215	7	24.35	Alabama	30.16	New Mexico	27.45
Rebounds (Offensive) Per Game (355 ranked)	181	5	10.45	Texas A&M	16.06	New Mexico	12.03
Rebounds Per Game (355 ranked)	206	6	34.81	Alabama	43.32	New Mexico	39.48
Scoring Defense (355 ranked)	152	7	71.3	Houston	58.1	San Diego St.	63.6
Scoring Margin (355 ranked)	300	9	-4.0	Duke	22.1	Utah St.	11.6
Scoring Offense (355 ranked)	320	10	67.4	Alabama	91.2	New Mexico	82.2
Steals Per Game (355 ranked)	350	11	4.2	Abilene Christian	10.4	New Mexico	9.0
Three Point Attempts Per Game (355 ranked)	190	7	22.3	North Florida	35.8	Utah St.	24.3
Three Point Percentage (355 ranked)	130	4	34.9	Bradley	40.5	Utah St.	37.3
Three Point Percentage Defense (355 ranked)	157	4	33.2	Liberty	27.6	San Diego St.	30.4
Three Pointers Per Game (355 ranked)	171	5	7.8	North Florida	12.8	Utah St.	9.1
Turnover Margin (355 ranked)	326	10	-2.5	UC San Diego	7.5	New Mexico	3.7
Turnovers Forced Per Game (355 ranked)	314	10	10.29	Abilene Christian	17.10	New Mexico	15.35
Turnovers Per Game (355 ranked)	274	9	12.8	North Ala.	8.7	Nevada	10.3
Winning Percentage (354 ranked)	281	9	38.7	Drake	90.6	New Mexico Utah St.	80.6 80.6

Wyoming Cowboys

Cowboys in the NCAA National Stats

Indy Stats

Statistic	Player	National Rank	Conference Rank	Value	National Leader	Value	Conference Leader	Value
Assist/Turnover Ratio (350 ranked)	Obi Agbim	249	11	1.63	CJ Fulton, Col. of Charleston	4.85	Alvaro Cardenas, Boise St.	3.00
Assists (347 ranked)	Obi Agbim	290	11	98	Ryan Nembhard, Gonzaga	311	Alvaro Cardenas, Boise St.	213
Assists Per Game (348 ranked)	Obi Agbim	237	12	3.5	Ryan Nembhard, Gonzaga	10.0	Alvaro Cardenas, Boise St.	6.9
Blocks (342 ranked)					Obinna Anochili-Killen, Marshall	102	Magoon Gwath, San Diego St.	66
Blocks Per Game (350 ranked)					Obinna Anochili-Killen, Marshall	3.19	Magoon Gwath, San Diego St.	2.64
Double Doubles (285 ranked)	Jordan Nesbitt	65	4	8	Maxime Raynaud, Stanford	23	Nelly Joseph, New Mexico	15
Field Goal Attempts (347 ranked)	Obi Agbim	168	3	378	Ty Johnson, UC Davis	574	Donovan Dent, New Mexico	454
Field Goal Percentage (350 ranked)	Obi Agbim	155	8	47.4	Max Brooks, UMass Lowell	70.5	Nelly Joseph, New Mexico	56.0
Field Goals (341 ranked)	Obi Agbim	130	5	179	Trey Kaufman-Renn, Purdue	249	Donovan Dent, New Mexico	225
Free Throw Attempts (349 ranked)					Aniwaniwa Tait-Jones, UC San Diego	274	Donovan Dent, New Mexico	202
Free Throw Percentage (349 ranked)					Atin Wright, North Texas	94.7	Ian Martinez, Utah St.	88.8
Free Throws (349 ranked)					Aniwaniwa Tait-Jones, UC San Diego	210	Donovan Dent, New Mexico	160
Minutes Per Game (350 ranked)	Obi Agbim	104	7	34:19	Bennett Stirtz, Drake	39:20	Ethan Taylor, Air Force	36:31
Points (349 ranked)	Obi Agbim	163	5	498	Eric Dixon, Villanova	709	Donovan Dent, New Mexico	632
Points Per Game (1478 ranked)	Obi Agbim Jordan Nesbitt Dontaie Allen	79 1352 1446	4 40 43	17.8 8.4 7.9	Eric Dixon, Villanova	23.6	Donovan Dent, New Mexico	20.4
Rebounds (348 ranked)	Jordan Nesbitt	169	4	211	Carson Towt, Northern Ariz.	397	Nelly Joseph, New Mexico	345
Rebounds (Defensive) Per Game (350 ranked)	Jordan Nesbitt	105	3	5.26	Carson Towt, Northern Ariz.	9.03	Nique Clifford, Colorado St.	8.19
Rebounds (Offensive) Per Game (349 ranked)					Zuby Ejiofor, St. John's (NY)	4.32	Nelly Joseph, New Mexico	3.16
Rebounds Per Game (349 ranked)	Jordan Nesbitt	197	5	6.8	Carson Towt, Northern Ariz.	12.4	Nelly Joseph, New Mexico	11.1
Steals (339 ranked)					Hayden Gray, UC San Diego	104	Mason Falslev, Utah St.	71
Steals Per Game (350 ranked)					Hayden Gray, UC San Diego	3.25	Mason Falslev, Utah St.	2.29
Three Point Attempts (348 ranked)	Obi Agbim	204	4	178	Robert Davis Jr., Old Dominion	348	Ethan Taylor, Air Force	241
Three Point Percentage (116 ranked)	Obi Agbim	9	1	44.4	Tyler Lundblade, Belmont	48.1	Obi Agbim, Wyoming	44.4
Three Pointers Per Game (350 ranked)	Obi Agbim	56	2	2.82	Abdi Bashir Jr., Monmouth	3.78	Ethan Taylor, Air Force	2.94
Total 3-point FGM (340 ranked)	Obi Agbim	83	2	79	Abdi Bashir Jr., Monmouth	121	Ethan Taylor, Air Force	91
Triple Doubles (4 ranked)					Bez Mbeng, Yale	3		

Wyoming Cowboys

Last Time an Individual

Cowboy Scored 30 Points	36 by Maldonado vs. New Mexico, 3/8/23
Opponent Scored 30 Points	32 by Kellan Boylan, AFA, 1/30//24
Cowboy Scored 40 Points	41 by Jay Straight vs. CSU, 2/26/05
Opponent Scored 40 Points	43 by Ruben Douglas UNM, 2/15/03
Cowboy Made Seven 3FG	8 by Obi Agbim, vs. Bellarmine, 12/19/24
Opponent Made Seven 3FG	9 by Kellan Boylan, AFA, 1/30/24
Cowboy Made 15 FT	16 by Jason McManamen vs. Pacific, 11/22/16
Opponent Made 15 FT	17 by Deshon Taylor, Fresno State, 2/8/17
Cowboy Had 15 Rebounds	16 by Jordan Nesbitt vs. CSP, 11/4/24
Opponent Had 15 Rebounds	15 by Dan Aikin, Utah State. 1/10/23
Cowboy Had 20 Rebounds	20 by Justin James, vs. Evansville, 11/28/18
Opponent Had 20 Rebounds	20 by Carlton Bragg, UNM, 3/6/19
Cowboy Had 10 Assists	10 by Obi Agbim, 12/4/24
Opponent Had 10 Assists	12 by Isaiah Stevens, Colo. St., 2/24/23
Cowboy had 15 Assists	15 by Jay Straight vs. Winthrop, 12/20/03
Opponent had 15 Assists	15 by Matt Montague BYU, 2/2/02
Cowboy Blocked Five Shots	5 by Oleg Kojenets, Cal Poly, 11/11/23
Opponent Blocked Five Shots	5 by Neemis Queta, Utah St., 3/4/21
Cowboy Had Five Steals	7 by Marcus Williams, vs. SJSU, 3/10/21
Opponent Had Five Steals	6 by Jonah Mathews, vs. USC, 12/23/16
Cowboy Had a Double-Double	Jordan Nesbitt, vs. Fresno State, 1/28/25 (10 points , 10 Rebounds)
Opponent Had a Double-Double	Elijah Price, Fresno State (3/4/25 (16 points, 13 Rebounds)
Two Pokes Had a Double-Double	Maldonado/Thompson vs. Nevada, 2/27/23
Three Pokes Had a Double-Double	Alan Herndon vs. Drake, 12/2/17 (32 points and 10 rebounds) Hayden Dalton vs. Drake, 12/2/17 (17 points and 14 rebounds) Justin James vs. Drake, 12/2/17 (24 points and 12 rebounds)
Two Cowboys Scored 25 Points Each	28 points by Jeremiah Oden, vs. Nevada, 2/27/23 25 points by Hunter Maldonado vs. Nevada, 2/27/23
Four Cowboys Scored 20 Points Each	20 points by Turk Boyd vs. Loyola Marymount, 3/17/86 20 points by Les Bolden vs. Loyola Marymount, 3/17/86 24 points by Fennis Dembo vs. Loyola Marymount, 3/17/86 20 points by Eric Leckner vs. Loyola Marymount, 3/17/86
Three Cowboys Scored 20 Points Each	25 points by Brendan Wenzel at Air Force, 1/30/24 22 points by mason Walters at Air Force, 1/30/24 20 points by Akuel Kot at Air Force, 1/30/24
Two Cowboys Scored 20 Points Each	21 by Sam Griffin vs. SJSU, 2/17/24 20 by Akuel Kot, vs. SJSU, 2/17/24
At Least Five Cowboys Scored in Double Figures	28 by Obi Agbim, vs. Bellarmine, 12/19/24 13 by A.J. Wills vs. Bellarmine, 12/19/24 12 by Matija Belic vs. Bellarmine, 12/19/24 11 by Touko Tainamo vs. Bellarmine, 12/19/24 11 by Cole Henry vs. Bellarmine, 12/19/24
Triple-Doubles by a Cowboy	Hunter Maldonado vs. SDSU, 2/28/22 (13pts, 11 rbs and 11 assts) Justin Williams vs. Utah, 3/10/06, (10 pts, 15 rbs and 12 blks) Theo Ratliff vs. San Diego St., 1/2/95, (20 pts, 12 rbs and 11 blks)
Largest Margin of Victory in the AA by Wyoming	53 vs. Tennessee St. 109-56, 12/17/03

Last Time a Team

Wyoming Scored 100 Points	108 vs. CSP, 11/4/24
Opponent Scored 100 Points	119 by New Mexico, 2/20/18
Wyoming Scored Less Than 50 Points	49 at Texas Tech, 11/13/24
Opponent Scored Less Than 50 Points	47 by Fresno State, 3/9/24
Wyoming Scored Less Than 40 Points	32 at South Carolina, 11/10/19
Opponent Scored Less Than 40 Points	35 by Regis, 12/7/14
Wyoming Shot 60% From the Field	65.5 vs. Bellarmine, 12/19/24
Opponent Shot 60% From the Field	63.9 at Texas Tech, 11/13/24
Wyoming Shot less than 30%	23.1 at South Carolina, 11/10/19
Opponent Shot less than 30%	28.6 by Fresno State, 3/9/24
Wyoming Made 15 3-Point Baskets	17 vs. Fresno State, 1/28/25
Opponent Made 15 3-Point Baskets	17 vs. Air Force, 12/4/19
Wyoming Made No 3-Point Baskets	vs. Denver, 11/25/09
Opponent Made No 3-Point Baskets	by Fresno State, 1/16/13
Wyoming Made 30 Free Throws	34 vs. Nevada, 1/24/18
Opponent Made 30 Free Throws	30 by Nevada, 1/24/21
Wyoming Made 20 Free Throws	25 at South Dakota, 12/10/24
Opponent Made 20 Free Throws	20 by Fresno State, 3/4/25
Wyoming Made 90% of Free Throws (Min 10 FTA)	92% (11-12) vs Nevada, 12/28/24
Opponent Made 90% of Free Throws	100% by Weber State, 12/16/23
Wyoming Attempted 40 Free Throws	43 vs. TAMC, 12/6/22
Opponent Attempted 40 Free Throws	40 by Utah State, 3/6/20
Wyoming Attempted 30 Free Throws	33 at South Dakota, 12/10/24
Opponent Attempted 30 Free Throws	30 by San Diego State, 3/1/25
Wyoming Had 50 Rebounds	50 vs. Utah Tech, 11/16/23
Opponent Had 50 Rebounds	51 by New Mexico, 2/6/24
Wyoming Had 40 Rebounds	40 vs. Air Force, 2/18/25
Opponent Had 40 Rebounds	45 by Fresno State, 3/4/25
Wyoming Had 20 Offensive Rebounds	21 vs. CSP, 11/4/24
Wyoming Had +20 Rebound Margin	+23 vs. Utah Tech, 11/16/23
Opponent Had +20 Rebound Margin	+24 by Boise State, 2/24/24
Wyoming Had +10 Rebound Margin	+17 by San Diego State, 3/1/25
Opponent Had +10 Rebound Margin	+12 by Fresno State, 3/4/25
Wyoming Had 20 Assists	23 vs. Fresno State, 1/28/25
An Opponent Had 20 Assists	21 at Texas Tech, 11/13/24
Wyoming Had less than 10 Assists	8 by San Diego State, 3/1/25
Opponent had less than 10 Assists	6 by Fresno State, 3/4/25
Wyoming Committed 20 Turnovers	25 at Texas Tech, 11/13/24
Opponent Committed 20 Turnovers	20 by SFA, 12/9/23
Opponent Committed 30 Turnovers	31 by Alcorn St., 12/21/98
Wyoming Had less than 5 Turnovers	5 vs. SJSU, 1/2/24
Wyoming Blocked 10 Shots	10 vs. South Dakota, 12/20/09
Wyoming Had 15 Steals	15 vs. Western St., 11/12/11
Wyoming Had 20 Steals	21 by Peru St., 11/18/09
Wyoming Beat a Top-25 Team	#24/23 Colorado St., 76-73 Ot, 1/27/24
Wyoming Beat a Top-25 Team (Home)	#24/23 Colorado St., 76-73 Ot, 1/27/24
Wyoming Beat a Top-25 Team (Road)	#18 BYU, 56-53, 1/18/80
Wyoming Beat a Top-25 Team (Neutral)	#RV/25 San Diego St., 3/14/15

Wyoming Cowboys

Game 1: Wyoming 107 Concordia, St. Paul 85



Official Basketball Box Score - Final
Concordia-St. Paul at Wyoming
11/10/24 Arena Auditorium, Laramie
2024-25 Men's Basketball

Game Time: 7:30 PM
Game Duration: 1:55
Attendance: 4,281

Officials: Mike Littlewood, Ian Caldwell, Juan Corral

Concordia-St. Paul - 85

Record: 0-9

														Shooting By Period			
NO. Name	Min	FG	3P	FT	Reb	Orb	Drb	PF	Fouls	TP	AS	TO	ST	Blocks	BS	BA	+/-
11 Cade Meyer	F 24:58	3-8	0-0	2-3	1	6	7	3	4	8	0	4	0	1	0	-20	1st FG% 14-31 45.2%
23 Marcus Skeete	F 26:15	3-11	2-8	6-6	2	3	5	4	3	14	0	1	0	1	0	-2	3PT% 4-10 40.0%
0 Antwan Kimmons	G 27:32	7-13	0-0	6-9	3	6	9	2	9	20	3	1	0	0	0	-15	2PT% 2-5 40.0%
3 Ian Sluice	G 21:11	1-7	1-7	0-0	0	1	1	0	0	3	0	0	0	0	0	-18	2nd FG% 12-36 33.3%
5 Ben Kopetzki	G 26:37	7-12	4-6	2-2	1	1	2	3	1	20	5	3	0	0	1	-10	3PT% 6-21 28.6%
2 Will Bosser	14:41	1-3	1-3	0-0	1	0	1	2	0	3	0	1	0	0	0	-22	FT% 1-2 50.0%
10 Sean Mathieu	15:34	0-2	0-1	2-2	2	0	0	2	2	2	1	1	1	0	0	-19	GM FG% 26-67 38.8%
14 Reid Patterson	19:41	1-5	1-4	2-2	2	1	3	4	4	5	0	1	0	0	0	-10	3PT% 1-3 33.3%
24 Chet Kloss	12:53	2-3	0-0	2-3	0	0	0	4	2	6	1	3	0	0	0	-6	FT% 2-3 66.7%
22 Hudson Valth	03:37	0-2	0-1	1-2	0	0	0	0	0	1	1	0	0	0	0	-3	Dead Ball Rebounds: 3
1 Brayden Daley	02:09	1-1	1-1	0-0	0	0	0	0	0	3	0	0	0	0	0	3	
15 Malik Spearman	01:36	0-0	0-0	0-0	0	0	0	0	0	0	1	1	1	0	0	4	
32 Ryan Johnson	02:09	0-0	0-0	0-0	0	1	1	0	0	0	1	0	0	0	0	3	
20 Cal Greene	00:33	0-0	0-0	0-0	0	0	0	0	0	0	0	0	0	0	0	-1	
21 Isaiah Delitz	00:33	0-0	0-0	0-0	0	0	0	0	0	0	0	0	0	0	0	-1	
Team																	
Totals		26-67	10-31	23-29	12	21	33	18	26	85	12	15	2	1	3	-23	

Technical Fouls: NONE

Wyoming - 108

Record: 1-0

Shooting - 1st														
NO.	Name	Min	FG	3P	FT	Rebounds	Fouls	TP	AS	TO	ST	Blocks	BS	+/-
8	Cole Henry	F 15:34	6-9	0-0	0-0	1 4 5	3 0	12	0	1	0	0	0	10
9	Abou Magassa	F 22:07	3-4	0-1	1-3	2 3 5	3 2	7	1	0	1	0	0	25
2	Kobe Newton	G 26:52	5-8	1-3	0-0	0 4 3	1 1	11	3	0	0	0	0	23
3	A.J. Wills	G 15:21	2-5	1-1	0-0	0 0 0	2 0	5	4	0	1	0	0	5
11	Dontae Allen	G 25:02	2-8	1-6	0-0	0 0 0	1 1	5	2	2	1	0	0	7
5	Obi Agbim	24:39	9-16	3-5	4-4	1 1 2	2 3	25	6	2	2	1	0	18
15	Oleg Kojenets	14:22	1-2	0-0	1-2	1 3 4	2 2	3	0	1	0	1	0	7
16	Jordan Nesbitt	25:10	4-11	0-2	3-6	8 8 16	3 4	11	3	1	2	0	1	23
25	Touko Tainamo	16:31	4-7	0-1	2-2	2 1 3	2 1	10	0	0	0	0	0	-3
12	Scottie Ebube	10:04	9-12	0-0	1-2	1 1 2	4 4	19	0	1	2	1	0	6
1	Nigle Cook	02:09	0-2	0-2	0-0	0 1 1	0 0	0	0	0	0	0	0	-3
10	Levi Brown	02:09	0-0	0-0	0-0	0 0 0	1 0	0	0	0	0	0	0	-3
Team			5 6 11 0 0 0 0											
Totals			45-84	6-21	12-19	21 32 53	26 18	108	19	8	9	3	1	23

Shooting By Period																	
1st		2nd		3rd		4th		OT		Total		BS		+/-			
3PT%	30.48	41.7%	3PT%	31.2	25.0%	3PT%	3-13	61.5%	3PT%	25-36	69.4%	3PT%	3-9	33.3%	3PT%	45	66.7%
GM/GF																	
5F%		45		65.7%		GM/GF		45-84		52.3%		3PT%		62.1		28.6%	
FT%		12-19		63.2%		FT%		12-19		63.2%		FT%		12-19		63.2%	
Dread Ball Performance																	
Technical Fouls: 0-0																	
Technical Fouls: 0-0																	

Technical Fouls: NONE

	CSP	WYO
Biggest lead	2 (1 st 7:32)	26 (2 nd 2:17)
Best Scoring Run	5 (1 st 11:20)	11 (2 nd 2:17)
Lead Changes	2	
Times Tied	4	
Time with Lead	00:11	36:58

Points from	CSP	WYO
Turnovers	11	19
Paint	28	78
Second Chance	13	27
Fast Breaks	3	8
Bench	20	68

Period by Period Scoring	
CSP	45 40 85
WYO	51 57 108

Game 2: Wyoming 81 Tennessee State 66



Official Basketball Box Score - Final
Tennessee St. at Wyoming
11/10/24 Arena Auditorium, Laramie
2024-25 Men's Basketball

Game Time: 2:00 PM
Game Duration: 2:08
Attendance: 3,399

Officials: Katy Pfeifer, Dary Gelas, Rob Kuennen

Tennessee St. - 66

Record: 1-2

Annexes SL - 66														Record: 1-1													
NO. Name		Min	FG	3P	FT	Rebounds	OR	DR	TO	Fouls	TP	AS	TO	ST	Blocks	BS	BA	+/-									
12	Carlos Williams	F 20:37	0-1	0-1	3-4	0	1	1	4	1	3	0	1	0	1	0	0	-9									
21	Ronald Jessamy	F 09:37	1-4	0-1	0-0	2	2	4	1	0	2	1	1	0	0	0	0	-10									
25	Ahmir Langlais	F 24:50	4-7	0-0	3-4	2	9	11	4	2	11	0	2	0	0	0	0	-3									
0	Justus Jackson	G 29:46	2-6	1-5	0-0	1	0	1	3	0	5	3	3	1	0	0	1	-15									
20	Brandon Weston	G 33:51	5-13	0-1	8-10	2	1	3	3	7	18	1	1	0	0	0	0	-6									
30	Aaron Nkrumah	32:28	5-13	1-2	2-6	2	2	4	2	8	13	0	1	3	0	0	0	-15									
4	JC Brooks	14:12	1-6	0-5	0-0	1	2	3	1	0	2	0	0	1	0	0	0	3									
33	Josh Ogundele	11:23	2-5	0-0	2-6	4	2	6	0	4	6	0	3	1	0	1	0	-12									
5	Maddux Bodenhamer	04:21	1-2	0-0	0-0	0	0	0	0	0	2	0	0	0	0	0	0	-3									
13	Louis Daoust	15:43	1-2	0-1	2-2	1	1	2	1	1	4	0	0	0	0	0	0	-7									
11	Antoine Loricor III	01:53	0-0	0-0	0-0	0	0	0	0	0	0	0	0	0	0	0	0	2									
10	Blake Fleming	01:19	0-0	0-0	0-0	0	1	1	0	0	0	0	0	0	0	0	0	0									
Team						0	4	4	0																		
Totals			22-59	2-16	20-32	15	25	40	19	23	66	5	12	6	1	2	1	2	-15								
																		Shooting By Period									
																		1 st	FG%: 8-27	29.6%							
																			3PT%: 0-7	0.0%							
																			FT%: 12-18	66.7%							
																		2 nd	FG%: 14-32	43.8%							
																			3PT%: 2-9	22.2%							
																			FT%: 8-14	57.1%							
																		3 rd	FG%: 22-59	37.3%							
																			3PT%: 2-16	12.5%							
																			FT%: 20-32	62.5%							
																		Dead Ball Rebounds:									

Technical Fouls: NONE

Wyoming - 81

Record: 2-0

Record: 24-1												
Shooting By Period												
NO. Name	Min	FG	3P	FT	Rebounds	Fouls	TP	AS	TO	ST	Blocks	+/-
8 Cole Henry	F 23:18	3-4	0-0	1-4	1 5 6	2 2	7	3	1	0	0	27
25 Touko Tainamo	F 22:34	2-7	1-2	4-6	4 0 4	1 4	9	1	1	0	0	7
5 Obi Agbim	G 31:53	10-15	4-4	0-0	3 3 3	1 24	3	2	1	1	0	16
11 Dontae Allen	G 17:06	0-0	0-2	4-5	0 4 4	4 3	4	1	0	2	0	16
16 Jordan Nesbitt	G 26:25	6-12	1-5	2-5	1 6 7	2 14	15	2	1	1	0	6
15 Oleg Kojenets	08:41	0-1	0-0	0-0	0 1 1	3 0	0	1	0	0	0	-5
2 Kobe Newton	33:54	4-7	3-4	0-0	0 4 4	1 3	11	5	1	2	0	20
9 Abou Magassa	17:01	2-3	0-0	0-0	1 4 5	2 0	4	1	1	0	1	10
3 A.J. Wills	09:21	2-3	0-1	0-0	0 0 0	0 0	4	1	0	0	0	0
12 Scottie Ebube	08:01	1-1	0-0	1-4	2 0 2	5 2	3	0	4	0	0	-7
1 Nigle Cook	01:19	0-0	0-0	0-0	0 1 1	0 0	0	0	0	0	0	0
10 Levi Brown	00:25	0-0	0-0	0-0	0 0 0	0 0	0	0	0	0	0	-2
Team												
Totals		30-57	9-18	12-24	9 29 38	23 19	81	18	11	6	2	1 15

Technical Fouls: NONE

	TST	WYO
Biggest lead	1 (1 st 16:34)	20 (2 nd 17:33)
Best Scoring Run	9 (2 nd 13:43)	10 (2 nd 2:38)
Lead Changes	2	
Times Tied	0	
Time with Lead	00:47	37:11

Points from	TST	WYO
Turnovers	10	12
Paint	34	36
Second Chance	15	5
Fast Breaks	4	15
Bench	27	22

Period by Period Scoring	
TST	28 38 66
WYO	43 38 81

Game 3: Wyoming 49 at Texas Tech 96



Official Basketball Box Score - Final
Wyoming at Texas Tech
11/13/24 United Supermarkets Arena, Lubbock
2024-25 Men's Basketball

Game Time: 7:00 PM
Game Duration: 2:03
Attendance: 11,456

Officials: Ray Nault, Chance Moore, De Salle Dean

Wyoming - 49

Record: 2-1

Shooting By Period													
1st FG	5-19	25.3%											
2nd FG	8-11	72.7%											
3rd FG	13-24	54.2%											
4th FG	1-8	12.5%											
FT	2-8	25.0%											
GM FG	18-53	34.0%											
3PT	3-14	21.4%											
3PTA	10-18	55.6%											
Dead Ball Rebounds: 2													
NO. Name	Min	FG	3P	FT	Reb	DR	OR	TO	ST	Blocks	BS	+/-	
15 Oleg Kojenets	F 11:27	0-3	0-0	0-0	1 1 2	1	2	1	0	0	0	0	-21
25 Tokuo Tanamoto	F 23:51	4-10	1-3	0-0	2 2 4	2	1	9	0	3	0	0	-29
22 Kobe Newton	G 22:38	1-1	1-1	5-5	0 1 1	0	1	6	0	0	0	0	-26
5 Obi Agbim	G 27:18	7-12	0-2	1-3	0 3 3	2	4	15	2	6	2	0	-29
16 Jordan Nesbitt	G 28:26	1-10	0-2	2-4	2 2 4	3	3	4	2	2	0	0	-25
9 Abou Magassa	13:02	1-1	0-0	1-2	3 0 3	0	1	3	0	4	3	0	-14
12 Scottie Ebube	06:54	0-0	0-0	0-0	1 2 3	2	0	0	1	0	0	0	-2
3 A.J. Wills	17:03	1-3	1-1	0-0	0 0 0	0	0	3	0	0	0	0	-22
11 Dontae Allen	21:39	1-8	0-4	0-1	1 0 1	1	1	2	0	2	1	0	-31
8 Cole Henry	19:58	2-4	0-0	1-3	5 1 6	3	3	5	0	1	0	1	-24
1 Nigle Cook	05:01	0-1	0-1	0-0	0 0 0	0	0	0	0	0	0	0	-13
10 Levi Brown	01:41	0-0	0-0	0-0	0 0 0	0	0	0	0	0	0	0	0
31 Cort Roberson	01:02	0-0	0-0	0-0	0 0 0	0	0	0	0	0	0	0	0
Team					2 2 2	0	1	1					
Totals		18-53	3-14	10-18	17 12 29	14	14	49	5	25	6	0	-47

Technical Fouls: Allen 1st 14:02

Texas Tech - 96

Record: 3-0

Texas Tech - '96		Record: 34-10													Shooting By Period			
NO.	Name		Min	FG	3P	FT	Reb	OR	DR	TO	Fouls	TP	AS	TO	ST	Blocks	BS	+/-
5	Darrion Williams	F	20:40	5-9	0-2	4-4	1	1	2	2	3	14	3	3	4	0	0	14
15	JT Toppin	F	22:57	10-15	1-2	3-5	9	9	12	2	6	24	1	2	2	0	0	38
0	Chance McMillian	G	25:19	6-7	4-4	0-0	0	1	1	1	1	16	3	1	3	0	0	34
24	Kevin Walton	G	26:28	1-4	0-2	0-0	0	1	1	1	2	3	2	1	0	0	0	23
35	Devan Cambridge	G	24:16	4-6	2-2	0-0	1	2	3	2	0	10	0	1	0	0	0	31
1	Kevin Overton		25:55	2-3	0-0	1-2	2	2	2	4	1	5	2	1	2	0	0	39
3	Elijah Hawkins		12:42	3-5	1-2	0-0	0	1	1	3	1	7	5	1	2	0	0	11
4	Christian Anderson		25:28	4-7	1-4	0-0	0	3	3	1	0	9	4	0	3	0	0	32
33	Federko Federko		15:32	4-4	0-0	2-3	5	1	0	8	8	1	1	1	0	0	0	10
6	Leon Horner		02:14	0-1	0-0	0-0	1	0	1	1	0	0	0	0	0	0	0	1
10	Jack Francis		02:14	0-0	0-0	0-0	0	1	1	0	0	0	0	2	0	0	0	1
32	Corbin Green		02:14	0-0	0-0	0-0	1	0	1	0	0	0	0	1	0	0	0	1
Team				0-0		0-0	0	0	0	0	0	0	0	0	0	0	0	0
Totals				39-61	10-18	8-11	11	24	35	16	13	95	21	14	17	1	0	47
Technical Fouls: 0 Flag Fouls: 0 1st Half: 16-29 2nd Half: 23-40																		

Wyoming Cowboys

Game 5: Wyoming 64 Southeastern La. 61



Official Basketball Box Score - Final
Southeastern La. at Wyoming
11/20/24 Arena Auditorium, Laramie
2024-25 Men's Basketball

Game Time: 6:30 PM
Game Duration: 2:12
Attendance: 3,761

Officials: Larry Scottis, Crystal Hogan, Daryl Gellies

Southeastern La. - 61

Record: 2-3

NO. Name	Min	FG	3P	FT	Reb	Out	Fouls	TP	AS	TO	ST	Blocks	+/-				
1 Jeremy Elzyee	F 27:17	3-7	1-3	1-2	0	3	3	2	8	0	1	0	2	-13			
15 Brody Rowbury	F 23:40	1-4	1-2	4-4	1	1	2	4	7	0	1	0	0	5			
42 Thomas Tul	F 16:47	1-7	0-1	0-0	0	1	1	1	0	2	0	1	0	-3			
5 Jakevion Buckley	G 20:28	4-11	0-2	1-2	0	2	2	4	1	9	4	1	3	0	1	4	
20 Sam Hines, Jr.	G 27:28	4-14	1-4	2-4	1	7	8	5	3	11	0	0	0	2	1	3	
4 C.J. Booker	G 23:26	0-4	0-0	0-0	0	0	0	1	2	0	3	0	1	0	0	2	
3 Kyle Edison	12:21	0-0	0-0	1-2	0	0	2	0	2	5	2	1	0	2	1	0	-10
9 Carlos Paez	14:00	0-6	0-2	0-0	2	1	3	1	0	4	0	1	0	1	0	1	-38
0 Kam Burton	22:37	7-9	4-6	2-2	0	5	5	2	2	20	0	0	3	0	0	0	8
33 Max Brackmann	05:10	1-1	1-1	0-0	0	0	0	0	0	2	0	0	1	0	0	0	-7
21 Ryan Elzy	01:09	0-0	0-0	0-0	0	0	0	0	0	0	0	0	0	0	0	0	3
22 Asher Boney	00:37	0-0	0-0	0-0	0	0	0	0	0	0	0	0	0	0	0	0	1
Team					2	2	4	0	0	0	1						
Totals		9-25	11-16	8-22	30	28	61	11	7	10	4	5					

Technical Fouls: NONE

Shooting By Period
1 st FG% 9-33 27.3%
2 nd FG% 12-30 40.0%
3 rd FG% 3-10 30.0%
4 th FG% 2-6 33.3%
5 th FG% 1-1 100%
GM FG% 21-63 33.3%
FT% 8-22 36.4%
FT% 11-16 68.8%
Dead Ball Rebounds: 4.9

Wyoming - 64

Record: 4-1

NO.	Name	Min	FG	3P	FT	Rebounds	Fouls	TP	AS	TO	ST	Blocks	+/-				
			M	A	M	A	DR	OR	TR	PF	FF						
15	Oleg Kojenets	F 21:39	3-5	0-0	1-2	2	6	8	0	1	7	0	1	0	1	1	-10
25	Touko Tainamo	F 27:07	4-11	0-3	0-2	3	5	8	0	4	8	2	2	0	1	0	6
5	Obi Agbim	CU 34:31	2-9	2-7	5-7	0	0	0	2	6	11	1	3	0	0	0	0
11	Dontae Allen	G 28:19	1-7	0-4	2-3	2	4	6	2	4	4	0	1	0	1	0	-12
16	Jordan Nesbitt	G 37:51	5-13	1-5	2-7	2	13	15	3	6	13	1	4	1	0	2	1
3	A.J. Willis	F 24:27	3-6	2-3	1-2	0	0	0	2	2	9	1	3	1	0	0	1
9	Abou Magassa	A 21:01	2-2	0-0	5-6	4	3	7	3	3	9	0	0	0	0	1	2
12	Scottie Ebube	F 05:05	0-1	0-0	3-4	2	2	4	0	2	3	0	2	0	1	0	3
Team																	
Totals			20-54	5-22	19-33	17	35	52	16	28	64	5	16	2	4	0	4

Technical Fouls: NONE

Shooting By Period
1 st FG% 12-27 44.4%
2 nd FG% 8-16 50%
3 rd FG% 8-27 29.6%
4 th FG% 1-9 11.1%
5 th FG% 11-17 64.7%
GM FG% 20-54 37.0%
FT% 5-22 22.7%
FT% 19-33 57.6%
Dead Ball Rebounds: 9.0

	SLU	WYO
Biggest lead	3 (2 nd 11:33)	13 (1 st 9:05)
Best Scoring Run	8 (2 nd 18:32)	9 (1 st 11:23)
Lead Changes	4	1
Times Tied	4	7
Time with Lead	05:02	30:53
Points from Turnovers	SLU	WYO
1st	16	8
2nd	14	28
3rd	6	14
4th	7	0
5th	24	21
Period by Period Scoring	SLU	WYO
1st	26	35
2nd	35	61
3rd	36	28
4th	28	64

Game 6: Wyoming 64 Tulane 63



Official Basketball Box Score - Final
Wyoming at Tulane
11/20/24 Hard Rock Cancun, Cancun
2024-25 Men's Basketball

Game Time: 6:00 PM
Game Duration: 2:14
Attendance: 3,761

Officials: Bill Ek, John Floyd, Lewis Garrison

Wyoming - 64

Record: 5-1

NO.	Name	Min	FG	3P	FT	Rebounds	Fouls	TP	AS	TO	ST	Blocks	+/-				
			FG	3P	FT	OR	DR	PF	FF								
8	Cole Henry	22:23	3-3	0-0	4-7	0	4	4	3	4	10	2	1	0	0	0	0
9	Abou Magassa	F 19:20	2-3	0-0	0-3	1	6	7	2	3	4	0	1	0	0	0	3
2	Kobe Newton	25:38	1-6	0-5	0-0	0	1	1	1	3	1	2	1	0	0	0	-11
3	A.J. Willis	G 23:12	0-0	0-0	0-0	0	2	2	2	0	0	0	2	1	0	0	12
5	Obi Agbim	G 32:46	5-14	2-7	6-8	0	4	4	0	4	18	1	1	1	0	0	-5
16	Jordan Nesbitt	G 32:43	4-11	0-3	2-2	4	9	13	3	3	10	3	3	0	0	0	-1
25	Touko Tainamo	21:11	5-8	1-1	2-2	3	5	1	4	13	0	2	0	1	1	0	0
11	Dontae Allen	16:32	1-7	1-6	0-0	0	1	1	2	2	3	0	1	1	1	2	-3
15	Oleg Kojenets	06:16	0-1	0-0	4-4	0	1	1	2	2	4	0	0	1	0	0	0
						4	2	6	0	0	0						
Totals		21-53	4-22	18-26	11-33	44	18	23	64	9	11	2	4	7	1		

Technical Fouls: NONE

Shooting By Period
1 st FG% 11-26 42.3%
2 nd FG% 9-12 75%
3 rd FG% 10-27 37.0%
4 th FG% 1-9 11.1%
5 th FG% 21-53 39.6%
FT% 18-26 69.2%
Dead Ball Rebounds: 3.0

Tulane - 63

Record: 4-3

No.	Name	Min	FG	3P	FT	Rebounds	Fouls	TP	AS	TO	ST	Blocks	+/-
1	Kaleb Banks	F 34:17	2-13	0-3	7-8	4 6 10	3 5	11	0	0	0	1 1	11
2	Gregg Glenn III	F 18:40	4-7	0-1	3-4	1 4 5	5 4	11	1	2	0	0	-4
3	Kam Williams	G 36:31	5-11	2-8	1-1	0 8 8	1 1	13	0	0	4 2	0	0
7	Rowan Brumbaugh	G 34:46	5-12	1-4	2-2	0 1 1	3 1	13	4	1	1 0	1	-8
22	Asher Woods	G 37:52	4-10	1-2	6-8	0 3 3	4 7	15	2	1	1 1	3	3
23	Percy Daniels	16:52	0-0	0-0	0-0	0 2 2	2 0	0	2	0	1 3	0	-8
0	Tyler Ringold	08:00	0-2	0-0	0-0	1 0 1	3 0	0	0	0	1 1	0	-4
5	Marl Jordan	05:38	0-1	0-0	0-0	0 0 0	2 0	0	0	0	0 0	0	-5
8	Michael Eley	02:50	0-1	0-0	0-0	0 0 0	0 0	0	0	0	0 0	0	-2
9	KJ Greene	03:34	0-2	0-1	0-0	0 0 0	0 0	0	1	0	0 0	0	7
Team						2 2 4	0	0	1				
Totals			20-59	4-20	19-23	34	23	18	63	10	8	7	4

Technical Fouls: NONE

Shooting By Period
1 st FG% 12-27 44.4%
2 nd FG% 8-16 50%
3 rd FG% 8-27 29.6%
4 th FG% 1-9 11.1%
5 th FG% 11-17 64.7%
GM FG% 20-59 33.9%
FT% 4-20 20.0%
FT% 19-23 82.6%
Dead Ball Rebounds: 2.0

	WYO	TUL
Biggest lead	3 (1 st 2:28)	16 (2 nd 13:58)
Best Scoring Run	12 (2 nd 7:53)	14 (2 nd 18:29)
Lead Changes	7	9
Times Tied	7	5
Time with Lead	04:09	32:30
Points from Turnovers	WYO	TUL
1st	20	24
2nd	12	9
3rd	5	4
4th	30	0
Period by Period Scoring	WYO	TUL
1st	40	23
2nd	30	64

Game 7: Wyoming 70 LMU 73



Official Basketball Box Score - Final
Wyoming at LMU (CA)
11/27/24 Hard Rock Cancun, Cancun
2024-25 Men's Basketball

Game Time: 8:30 PM
Game Duration: 1:55
Attendance: 553

Officials: Bill Ek, John Floyd, Steve McJunkins

Wyoming - 70

Record: 5-2

Team 176												
NO. Name	Min	FG	3P	FT	Rebounds	Fouls	TP	AS	TO	ST	Blocks	+/-
9 Cole Henry	F 19:45	5-8	0-0	2-2	1 2 3	0 3	12	0	1	1	0	-3
9 Abou Magassa	F 21:33	1-2	0-0	0-3	2 5 2	1 1	2	0	0	1	0	-4
2 Kobe Newton	G 34:59	4-10	1-6	0-0	0 3 3	1 0	9	2	0	0	0	6
5 Obi Agbim	G 37:50	8-15	3-4	4-4	1 3 4	3 2	23	5	4	0	0	-1
16 Jordan Nesbitt	G 35:38	2-10	1-2	5-6	2 8 0	3 10	0	1	1	0	2	3
3 A.J. Willis	06:32	0-1	0-0	0-0	0 0 0	0 0	0	0	1	0	1	-8
15 Oleg Kojenets	02:10	0-0	0-0	0-0	0 0 0	0 0	0	0	0	0	0	-2
25 Touko Tainamo	23:48	4-13	0-3	0-1	1 3 4	1 1	8	1	0	1	0	-5
11 Dontae Allen	05:01	0-1	0-1	0-0	0 2 2	0 0	0	0	0	1	0	-9
12 Scottie Ebube	12:44	3-3	0-0	1-1	2 1 3	3 2	6	0	2	0	1	8
Totals	27-63	5-16	11-14	12-25	37	10	12	70	8	9	4	3

Technical Fouls: NONE

Shooting By Period
1 st FG% 10-33 30.3%
2 nd FG% 13-30 43.3%
3 rd FG% 17-30 56.7%
4 th FG% 3-6 50.0%
5 th FG% 6-8 75%
GM FG% 27-63 42.9%
FT% 5-16 31.3%
FT% 11-14 78.6%
Dead Ball Rebounds: 1.0

LMU (CA) - 73

Record: 3-3

NO. Name	Min	FG	3P	FT	Reb	DR	OR	Touls	PF	AS	TO	ST	Blocks	+/-	
14 Jevon Porter	33:60	11-18	6-12	1-2	0	7	7	3	5	29	1	3	0	4	1
16 Aaron McBride	23:12	3-3	0-0	0-0	1	6	7	3	0	6	1	1	1	0	8
23 Alex Merkulvadze	24:26	1-5	0-4	2-2	1	3	4	1	1	4	2	0	0	0	-17
4 Will Johnston	28:49	3-9	1-5	4-4	0	1	1	1	2	11	5	2	0	0	-6
25 Caleb Stone-Carravell	31:50	8-10	1-1	0-1	1	2	3	1	1	17	1	2	0	0	17
5 Myron Avey Jr.	22:10	1-5	0-2	2-2	0	3	3	0	1	4	0	3	0	0	11
7 Jan Vide	14:47	1-6	0-1	0-0	0	1	1	2	0	1	0	1	0	1	12
21 Matar Diop	13:32	0-1	0-0	0-0	0	2	2	1	0	1	0	1	1	0	-1
10 Lamej Lewis	07:14	0-0	0-0	0-0	1	1	2	0	0	0	0	0	0	0	0
Team					2	0	2								
Totals		28-57	8-25	9-11	6	26	32	12	10	73	14	10	8	6	3

Technical Fouls: NONE

Shooting By Period
1 st FG% 16-30 53.3%
2 nd FG% 6-13 46.2%
3 rd FG% 12-27 44.4%
4 th FG% 2-12 16.7%
5 th FG% 5-16 31.3%
GM FG% 29-57 50.9%
FT% 6-25 24.0%
FT% 9-11 81.8%
Dead Ball Rebounds: 0.0

	WYO	LMU
Biggest lead	10 (2 nd 5:47)	16 (1 st 5:22)
Best Scoring Run	8 (2 nd 15:37)	10 (2 nd 3:19)
Lead Changes	7	3
Times Tied	3	18
Time with Lead	12:13	26:37
Points from Turnovers	WYO	LMU
1st	12	10
2nd	34	34
3rd	8	9
4th	3	18
5th	14	6
Period by Period Scoring	WYO	LMU
1st	27	43
2nd	43	70

Game 8: Wyoming 67 at Utah State 70



Official Basketball Box Score - Final
Wyoming at Utah St.
12/04/24 Dee Glen Sells Spectrum, Logan
2024-25 Men's Basketball

Game Time: 7:00 PM
Game Duration: 1:40
Attendance: 1,400

Wyoming Cowboys

Game 9: Wyoming 81 South Dakota 82



Official Basketball Box Score - Final
Wyoming at South Dakota
12/10/24 Sagehen Sports Center, Vermillion, S.D.
2024-25 Men's Basketball

Game Time: 7:00 PM
Game Duration: 2:08
Attendance: 1,838

Officials: Verno Harris, Chad Barton, Tony Means

Wyoming - 81 Record: 5-4

NO. Name	Min	FG M-A	3P M-A	FT M-A	Rebounds OR DR TOT	Fouls PF FO	TP	AS	TO	ST	Blocks BS BA	+/-
8 Cole Henry	15:14	1-3	0-0	2-3	2 2 4	2 3	4	0	5	0	0	-2
25 Touko Tainamo	15:01	2-5	0-0	0-2	2 4 6	1 1	4	2	0	0	0	-7
2 Kobe Newton	29:14	3-7	2-6	2-2	0 2 2	4 1	10	0	1	0	0	2
5 Ohi Agbim	38:11	5-12	3-6	4-4	2 4 6	3 3	17	4	3	1	0	-3
16 Jordan Nesbitt	14:13	2-5	1-3	2-2	0 5 5	4 3	7	1	1	0	0	5
3 A.J. Wills	28:07	4-7	2-4	6-6	1 1 2	2 4	16	1	2	1	0	1
9 Abou Magassa	11:44	2-2	0-0	0-0	2 2 4	3 0	4	0	0	0	0	-3
11 Dontae Allen	23:02	2-8	0-4	6-7	2 3 5	1 4	10	1	3	0	0	0
15 Oleg Kojenets	08:51	1-2	0-0	0-0	2 2 3	1 1	2	0	0	0	0	-5
12 Scottie Ebube	15:23	2-5	0-0	3-7	3 2 5	3 6	7	1	3	0	2	7
Team					2 1 3		0	1				
Totals	24:56	8:23	25:33	16	28	44	24	26	81	10	19	2 1 -1

Shooting By Period	1st	2nd	3rd	4th	OT
FG%	41.1	36.4			
3PT%	5.8	62.5			
FT%	10.12	83.3%			
GM FG%	10.25	40.0%			
GM 3PT%	4.12	33.3%			
GM FT%	20.25	80%			
GM FG%	24.56	42.9%			
GM 3PT%	8.23	34.8%			
GM FT%	25.33	75.8%			
Dead Ball Rebounds: 3, 2					

Technical Fouls: NONE

South Dakota - 82 Record: 8-4

NO. Name	Min	FG M-A	3P M-A	FT M-A	Rebounds OR DR TOT	Fouls PF FO	TP	AS	TO	ST	Blocks BS BA	+/-
54 Cameron Fens	21:43	3-7	0-0	2-4	3 4 7	4 3	8	0	2	0	0	-4
1 Kaleb Stewart	29:04	7-12	1-4	2-2	0 2 2	1 1	17	1	2	2	0	-6
3 Max Burchill	17:34	0-2	0-1	0-0	0 0 0	3 0	0	0	0	1	0	5
9 Chase Forte	24:54	8-14	0-2	2-4	2 3 5	4 9	25	5	2	1	1	-1
23 Paul Bruns	28:16	1-6	1-5	2-2	0 2 2	4 1	5	0	0	0	0	-4
2 Shay Ebenwein	09:06	0-0	0-0	0-0	0 0 0	1 2	0	1	1	0	0	4
11 Quandre Bullock	27:30	3-9	2-5	6-8	0 2 2	2 5	14	0	2	0	0	2
12 Isaac Bruns	16:10	2-6	0-2	2-2	0 1 1	2 2	6	0	1	0	0	7
21 Jake Brack	05:03	0-0	0-0	0-0	0 2 2	0 0	0	0	0	0	0	0
32 Ashton Smith	15:03	3-3	0-0	1-2	3 3 6	5 1	7	0	0	0	0	4
15 Jevon Hill	03:30	0-0	0-0	0-0	0 0 0	0 0	0	0	0	0	0	-2
0 Mayuom Buom	02:38	0-1	0-0	0-0	0 0 0	0 0	0	0	0	0	0	0
Team					1 0 1		0	0				
Totals	27:60	4:19	24:34	9	19	28	26	24	82	7	10	4 1 2 1

Shooting By Period	1st	2nd	3rd	4th	OT
FG%	12.26	46.2%			
3PT%	3.9	33.3%			
FT%	10.12	83.3%			
GM FG%	13.34	44.1%			
GM 3PT%	1.10	10.0%			
GM FT%	14.22	63.6%			
GM FG%	27.60	45.0%			
GM 3PT%	4.19	21.1%			
GM FT%	24.34	70.6%			
Dead Ball Rebounds: 4, 2					

Technical Fouls: NONE

	WYO	USD							
Biggest lead	2 (1 st 10:30)	8 (2 nd 11:27)	Points from Turnovers	WYO	USD	Period by Period Scoring			
Best Scoring Run	6 (1 st 14:45)	9 (2 nd 13:41)	Paint	12	17		1st	2nd	TOT
Lead Changes		14	Second Chance	30	42				
Times Tied		11	Fast Breaks	18	11	WYO	37	44	81
Time with Lead	04:59	29:55	Bench	6	7	USD	37	45	82
				39	27				

Game 10: Wyoming 49 at BYU 68



Official Basketball Box Score - Final
Wyoming at BYU
12/14/24 Delta Center, Salt Lake City
2024-25 Men's Basketball

Game Time: 7:00 PM
Game Duration: 1:57
Attendance: 11,217

Officials: Arlino Petty, Mark Schnur, Layne Barney

Wyoming - 49 Record: 5-5

NO. Name	Min	FG M-A	3P M-A	FT M-A	Rebounds OR DR TOT	Fouls PF FO	TP	AS	TO	ST	Blocks BS BA	+/-
8 Cole Henry	15:56	1-2	0-0	0-2	1 2 3	2 2	2	2	1	0	0	-17
9 Abou Magassa	22:47	1-1	0-0	0-2	3 6 9	1 1	2	0	1	0	2	-15
2 Kobe Newton	27:23	1-7	1-7	0-0	0 0 0	0 1	3	1	3	0	0	-12
5 Ohi Agbim	38:28	8-12	3-6	2-2	0 3 3	4 5	21	2	3	2	0	-19
16 Jordan Nesbitt	24:21	3-7	1-3	0-0	0 1 1	2 1	7	1	2	0	0	-14
11 Dontae Allen	15:12	1-7	1-5	1-2	0 0 0	0 1	1	1	4	0	0	-7
25 Touko Tainamo	12:15	0-4	0-2	0-0	1 3 4	0 1	0	0	0	0	0	-4
7 Matija Belic	19:03	2-4	0-1	0-0	0 2 2	2 0	4	2	0	0	0	-1
12 Scottie Ebube	13:08	1-1	0-0	0-0	0 1 1	2 1	2	0	0	0	0	-1
3 A.J. Wills	11:27	2-3	0-0	0-0	0 0 0	0 4	1	1	0	0	0	-6
Team					1 1 2		0	2				
Totals	20:48	6:24	13:8	6	19	25	14	13	49	9	14	2 2 -19

Shooting By Period	1st	2nd	3rd	4th	OT
FG%	10.23	43.5%			
3PT%	4.14	28.6%			
FT%	1.4	25%			
GM FG%	10.25	40.0%			
GM 3PT%	2.10	20.0%			
GM FT%	2.4	50%			
GM FG%	20.48	41.7%			
GM 3PT%	6.24	25.0%			
GM FT%	3.8	37.5%			
Dead Ball Rebounds: 2, 0					

Technical Fouls: NONE

BYU - 68 Record: 8-2

NO. Name	Min	FG M-A	3P M-A	FT M-A	Rebounds OR DR TOT	Fouls PF FO	TP	AS	TO	ST	Blocks BS BA	+/-
6 Kanon Catchings	21:22	3-7	0-2	2-4	0 2 2	2 2	8	0	0	0	1	18
13 Kaba Kella	21:24	1-3	0-0	0-0	2 4 6	2 0	2	0	2	1	0	12
15 Richie Saunders	01:09	1-1	0-0	0-0	0 0 0	0 1	2	0	0	1	0	4
21 Trevin Knell	28:21	6-7	3-4	0-0	0 0 0	0 2	15	0	1	1	0	9
30 Dallin Hall	28:31	1-6	0-2	2-2	2 2 4	1 1	4	6	3	0	0	14
25 Dawson Baker	29:31	3-8	2-4	3-4	0 5 5	1 4	11	2	3	1	0	11
0 Mawot Mag	23:29	4-5	3-4	0-0	1 2 3	0 0	11	1	0	1	1	9
45 Fousseynil Traore	15:52	3-4	0-0	2-2	0 3 3	2 4	8	1	0	0	0	10
2 Elijah Crawford	11:29	2-3	1-2	0-0	0 0 0	0 2	1	5	0	0	0	5
5 Mirhaio Boskovic	16:14	0-2	0-2	2-2	0 3 3	0 1	2	1	1	0	0	3
4 Brody Kozlowski	00:40	0-0	0-0	0-0	0 0 0	0 0	0	0	0	0	0	0
12 Townsend Triplett	00:40	0-0	0-0	0-0	0 1 1	1 0	0	0	0	0	0	0
20 Max Triplett	00:40	0-0	0-0	0-0	0 0 0	0 0	0	0	0	0	0	0
51 Jared McGregor	00:40	0-0	0-0	0-0	0 0 0	0 0	0	0	0	0	0	0
Team					0 3 3		0	3				
Totals	24:46	9:20	11:14	5	25	30	13	14	68	11	13	5 2 2 19

Shooting By Period	1st	2nd	3rd	4th	OT
FG%	14.24	58.3%			
3PT%	4.10	40.0%			
FT%	2.2	100%			
GM FG%	10.22	45.5%			
GM 3PT%	5.10	50.0%			
GM FT%	9.12	75%			
GM FG%	24.46	52.2%			
GM 3PT%	9.20	45.0%			
GM FT%	11.14	78.6%			
Dead Ball Rebounds: 1, 0					

Technical Fouls: NONE

	WYO	BYU
Biggest lead	0 (1 st 20:00)	21 (2 nd 3:23)
Best Scoring Run	4(1 st 16:16)	11(1 st 17:32)
Lead Changes	0	
Times Tied	0	
Time with Lead	00:00	39:38

Points from	WYO	BYU
Turnovers	12	15
Paint	18	24
Second Chance	3	6
Fast Breaks	5	4
Bench	14	37

Period by Period Scoring			
	1st	2nd	TOT
WYO	25	24	49
BYU	34	34	68

Game 11: Wyoming 92 vs. Bellarmine 55



Official Basketball Box Score - Final
Bellarmine at Wyoming
12/19/24 Arena Auditorium, Laramie, Wyo.
2024-25 Men's Basketball

Game Time: 6:30 PM
Game Duration: 1:36
Attendance: 2,998

Officials: Michael Reed, Thomas Nunez, Brian Dorsey

Bellarmine - 55 Record: 3-9

NO. Name	Min	FG M-A	3P M-A	FT M-A	Rebounds OR DR TOT	Fouls PF FO	TP	AS	TO	ST	Blocks BS BA	+/-
42 Curt Hopf	18:43	2-5	1-2	0-0	2 0 2	1 0	5	0	1	0	0	-28
2 Tyler Doyle	17:24	3-4	1-1	0-0	1 3 4	1 0	7	2	0	0	0	1
8 Kenyon Goodin	21:13	4-6	0-1	5-5	0 1 1	0 4	13	0	0	1	0	-29
11 Billy Smith	20:32	2-7	1-5	0-0	0 1 1	1 1	5	1	1	1	0	-23
33 Ben Johnson	24:50	3-11	1-5	2-2	0 2 2	1 1	9	0	2	0	0	-26
1 Landin Hacker	18:36	1-1	1-1	0-0	0 0 0	1 0	3	1	2	0	0	-27
12 Myles Watkins	14:02	0-2	0-2	0-0	0 0 0	0 0	0	0	1	0	0	-24
15 Luke Anderson	14:25	1-2	0-0	2-4	0 3 3	1 2	4	2	1	0	0	-4
4 Dezmond McKinney	17:59	2-5	0-0	0-0	0 0 0	1 1	4	0	1	1	0	-13
10 Grant Whitaker	18:53	1-4	0-2	3-4	0 2 2	0 3	5	3	1	0	0	-12
0 A.J. Lux	11:53	0-2	0-2	0-0	0 0 0	1 1	0	0	0	2	0	4
23 Zach Reed	01:20	0-0	0-0	0-0	0 0 0	0 0	0	0	0	0	0	-3
Team					1 1 2		0	2				
Totals	19:49	5:21	12:15	4	13	17	8	13	55	9	12	6 0 4 -37

Shooting By Period	1st	2nd	3rd	4th	OT
FG%	10.26	38.5%			
3PT%	3.12	25.0%			
FT%	5.5	100%			
GM FG%	9.23	39.1%			
GM 3PT%	2.9	22.2%			
GM FT%	7.10	70%			
GM FG%	19.49	38.8%			
GM 3PT%	5.21	23.8%			
GM FT%	12.15	80.0%			
Dead Ball Rebounds: 2, 0					

Technical Fouls: NONE

Wyoming - 92 Record: 6-5

Team - 1													
NO. Name	Min	FG M-A	3P M-A	FT M-A	Rebounds OR DR TOT	Fouls PF FO	TP	AS	TO	ST	Blocks BS BA	+/-	
8 Cole Henry	21:17	4-5	0-0	3-4	2 3 5	0 3	11	1	1	2	1	0	7
2 Kobe Newton	26:30	1-6	0-0	1-1	2 0 2	1 2	20	8	3	3	1	0	16
10 C.J. Akins	29:41	1-5	0-0	8-10	0 0 0	1 2	12	8	2	1	0	0	10
7 Marjia Bell	G 23:45	6-9	0-2	0 0	2 2 4	0 4	12	1	1	0	2	0	16
16 Jordan Nesbitt	G 18:25	2-4	2-3	0 0	0 0 0	3 0	6	2	2	0	1	0	17
Audrey Magassa	22:38	2-3	0-1	1-1	2 7 9	1 2	5	0	0	0	0	0	30
25 J. J. Tainano	15:45	1-5	1-5	0-0	2 2 4	2 2	10	0	0	0	0	0	30
3 A.J. Willis	23:38	5-7	0-5	0 0	3 3 6	2 3	13	7	2	0	0	0	30
1 Nicole Cook	03:36	0-1	0-1	0 0	0 0 0	0 0	0	0	0	0	0	0	4
11 Donte Allen	03:36	1-2	0 0	2-2	1 0 1	1 4	0	0	0	0	0	0	4
11 Oleg Kojenev	03:36	0-0	0 0	2 3	0 0 0	1 0	0	0	0	0	0	0	4
Team													
Totals		36-55	14-28	6-7	7 27 34	14 8	92	21	0	0	0	0	37

Wyoming Cowboys

Game 13: Wyoming 66 vs. Nevada 63



Official Basketball Box Score - Final
Nevada at Wyoming
12/28/24 Arena Auditorium, Laramie
2024-25 Men's Basketball

Game Time: 2:00 PM
Game Duration: 2:06
Attendance: 4,352

Officials: Mike Littlewood, Luke Schurmer, Jason Phillips

Nevada - 63

Record: 8-5 (0-2)

NO.	Name		FG		3P		FT		Rebounds		Fouls		TP	AS	TO	ST	Blocks		+/-	
			M.A.	M.A.	M.A.	M.A.	M.A.	M.A.	OR	DR	PF	FF					BS	BA		
4	Tre Coleman	F 36:18	3-6	0-0	1-2	0	2	2	2	1	2	7	5	2	2	1	0	3	0	
11	Nick Davidson	F 32:25	4-14	3-6	4-4	4	2	6	4	7	15	1	6	0	2	0	0	-9		
21	Justin McBride	F 24:14	4-6	0-1	3-5	2	3	5	2	3	11	1	1	1	1	3	0	9		
8	Kobe Sanders	G 32:29	6-12	0-1	3-4	0	2	2	2	2	15	1	0	3	1	0	0	-2		
20	Daniel Foster	G 30:21	1-2	1-2	0-0	0	1	1	3	1	3	1	2	1	0	0	0	3		
42	K.J. Hynes	12:36	2-4	0-0	0-0	1	1	2	1	2	4	0	1	0	0	0	0	-1		
3	Tyler Rollison	15:34	0-0	0-0	5-5	0	1	1	0	2	5	2	1	2	0	0	0	-5		
53	Xavier DuSell	12:16	1-3	1-1	0-0	0	1	1	2	0	3	2	1	0	0	0	0	-6		
0	Chuck Bailey III	03:47	0-0	0-0	0-0	0	0	0	1	0	0	0	2	0	0	0	0	-7		
Team			2		3	5	0		0		0		0		0		0		0	
Totals			21:47	5:11	16:20	9	16	25	16	19	63	13	16	9	7	0	3			

Technical Fouls: NONE

Wyoming - 66

Record: 8-5 (1-1)

NO.	Name	Min	FG		3P		FT		Reb		Fouls		TP	AS	TO	ST	Blocks		+/-	
			M/A	P/A	M/A	P/A	OR	DR	TOT	PF	FF	BS					BA			
8	Cole Henry	F 05:58	0-1	0-0	2-2	1	1	2	2	1	2	0	2	0	0	0	1	1	-4	
2	Kobe Newton	G 15:37	0-2	0-2	2-2	0	1	1	0	2	2	0	0	0	0	0	0	0	-5	
5	Obi Agbim	G 37:19	7-12	4-7	0-0	1	1	2	3	2	18	4	4	2	0	1	2	0	13	
7	Matija Belic	G 27:18	3-6	2-3	0-0	0	1	1	2	2	8	0	2	0	0	0	2	8		
16	Jordan Nesbitt	G 28:32	3-8	0-2	0-0	1	3	4	1	2	6	0	3	1	0	1	0	1	2	
25	Touko Tainamo	20:41	3-6	2-3	7-8	0	1	1	2	4	15	0	2	0	0	0	0	1	4	
9	Abou Magassa	03:52	0-0	0-0	0-0	0	0	0	0	3	0	0	0	0	0	0	0	-1		
11	Dontae Allen	30:17	3-3	3-3	0-0	1	4	5	1	1	9	2	1	0	0	0	0	3		
3	A.J. Wills	17:06	1-3	0-1	0-0	0	2	2	3	2	4	2	0	0	0	0	0	3		
12	Scottie Ebube	13:21	2-4	0-0	0-0	0	0	1	1	2	0	4	0	2	1	0	1	3		
Team			3		4	7	0		0		1		0		1		0		1	
Totals			22:45	11:21	11:12	7	19	26	19	16	66	10	19	4	0	7	3			

Technical Fouls: NONE

	NEV		WYO		Points from Turnovers	NEV	WYO	Period by Period Scoring		
	1st	2nd	3rd	4th				1st	2nd	TOT
Biggest lead	3 (2 nd 14:31)	8 (1 st 9:56)			13	10				
Best Scoring Run	8 (1 st 0:27)	9 (1 st 9:56)			22	20				
Lead Changes	23				5	10				
Times Tied	7				0	0				
Time with Lead	09:45	25:49			12	30				

	BSU		WYO		Points from Turnovers	BSU	WYO	Period by Period Scoring		
	1st	2nd	3rd	4th				1st	2nd	TOT
Biggest lead	13 (1 st 6:34)	1 (2 nd 10:25)			4	8				
Best Scoring Run	6 (1 st 17:32)	10 (1 st 3:46)			26	16				
Lead Changes	2				6	2				
Times Tied	4				0	0				
Time with Lead	39:18	00:17			21	30				

Game 14: Wyoming 58 vs. Boise State 67



Official Basketball Box Score - Final
Boise St. at Wyoming
12/31/24 Arena Auditorium, Laramie
2024-25 Men's Basketball

Game Time: 6:30 PM
Game Duration: 1:54
Attendance: 3,363

Officials: Mike Irving, Verne Harris, Mark Piggs

Boise St. - 67

Record: 11-3 (3-0)

NO.	Name	Min	FG		3P		FT		Rebounds		Fouls		TP	AS	TO	Blocks		BS	BA	+/-
			M	A	M	A	M	A	OR	DR	PF	FF				BS	BA			
2	Tyson Degenhart	F 35:23	5-10	2-4	4-6	3	6	9	1	4	16	2	1	0	1	1	1	5		
13	Andrew Meadow	F 25:21	4-7	1-4	2-2	1	5	6	4	2	11	0	1	1	0	0	0	5		
44	Dylan Anderson	F 09:46	0-1	0-1	0-0	0	1	1	1	1	1	0	1	0	0	0	0	5		
5	RJ Keene	G 09:50	0-0	0-0	0-0	0	0	0	2	2	4	1	1	0	2	0	0	0	5	
11	Alvaro Cardenas	G 35:25	5-12	1-6	8-10	0	3	3	1	7	19	8	5	1	0	0	0	11		
1	O'Mar Stanley	13:35	2-7	1-1	0-0	0	2	2	3	1	5	0	1	0	1	1	0	4		
7	Chris Lockett	26:17	1-2	1-1	0-0	0	7	7	2	0	3	0	1	1	0	0	0	2		
22	Jawan Buchanan	27:47	2-5	1-2	3-4	1	3	4	3	2	8	1	2	0	1	0	0	16		
10	Emmanuel Ugbo	10:42	1-1	0-0	0-0	0	1	1	2	2	0	0	0	0	0	0	0	2		
0	Julian Bowie	05:55	1-1	1-1	0-0	0	0	0	0	0	0	0	3	0	2	0	0	-3		
Team			1		3	4	0		0		0		0		0		0		0	
Totals			21:46	8:20	17:22	8	33	41	17	20	67	12	13	3	4	2	9			

Technical Fouls: NONE

Wyoming - 58

Record: 8-6 (1-2)

No.	Name	Min	FG		3P		FT		Rebounds		Fouls		TP	AS	TO	ST	Blocks		+/-	
			M/A	P/A	M/A	P/A	M/A	P/A	OR	DR	PF	FF					BS	BA		
8	Cole Henry	F 16:35	2-3	0-0	1-2	2	1	3	2	1	5	2	0	0	0	0	0	0	-2	
2	Kobe Newton	G 17:54	0-2	0-1	0-0	0	0	0	0	0	0	0	0	0	0	0	0	0	-13	
5	Obi Agbim	G 37:15	6-19	2-9	0-2	0	2	2	0	4	14	1	0	2	0	1	1	5		
7	Matija Belic	G 30:11	0-4	0-0	4-6	1	5	6	4	5	4	1	1	2	0	1	1	-3		
16	Jordan Nesbitt	G 23:08	2-9	0-1	1-1	2	3	5	5	2	5	0	1	0	0	1	0	-8		
11	Dontae Allen	27:34	3-7	2-5	0-0	1	1	2	1	0	8	0	2	0	0	0	0	-2		
9	Abou Magassa	09:49	1-2	0-1	0-0	2	2	4	1	1	2	0	0	0	0	1	0	4		
25	Touko Tainamo	19:35	0-3	0-1	3-4	0	4	4	3	3	3	1	0	2	1	1	1	-6		
12	Scottie Ebube	05:53	0-0	0-0	0-0	0	0	0	1	1	0	0	1	0	0	0	0	-1		
3	A.J. Wills	14:09	6-8	5-7	0-0	0	0	0	2	0	17	1	1	1	1	0	0	1		
Team			1		1		2		0		0		1		0		1		1	
Totals			20:57	9:25	9:15	9	19	28	20	17	58	6	7	7	2	4	9			

Technical Fouls: NONE

	BSU		WYO		Points from Turnovers	BSU	WYO	Period by Period Scoring		
	1st	2nd	3rd	4th				1st	2nd	TOT
Biggest lead	13 (1 st 6:34)	1 (2 nd 10:25)			4	8				
Best Scoring Run	6 (1 st 17:32)	10 (1 st 3:46)			26	16				
Lead Changes	2				6	2				
Times Tied	4				0	0				
Time with Lead	39:18	00:17			21	30				

Game 15: Wyoming 70 Air Force 65



Official Basketball Box Score - Final
Nevada at Wyoming
12/28/24 Arena Auditorium, Laramie
2024-25 Men's Basketball

Game Time: 2:00 PM
Game Duration: 2:06
Attendance: 4,352

Officials: Mike Littlewood, Luke Schurmer, Jason Phillips

Nevada - 63

Record: 8-5 (0-2)

NO.	Name	Min	FG		3P		FT		Rebounds	
-----	------	-----	----	--	----	--	----	--	----------	--

Wyoming Cowboys

Game 17: Wyoming 55 Boise State 96



Official Basketball Box Score - Final
Wyoming at Boise St.
01/14/25 Lovell Arena, Boise
2024-25 Men's Basketball

Game Time: 7:00 PM
Game Duration: 1:48
Attendance: 10,474

Officials: Mike Littlewood, Deidre Carr, Brian McClint

Wyoming - 55

Record: 9-8 (2-5)

NO.	Name	Min	FG	3P	FT	Rebounds	Fouls	TP	AS	TO	ST	Blocks	BS	BA	+/-
			M/A	M/A	M/A	OR DR TOT	PF FD								
8	Cole Henry	F 13:11	2-3	0-0	0-1	0 3 3	2 1	4	0	0	0	0	0	0	-16
2	Kobe Newton	G 18:49	1-3	0-1	0-0	0 1 1	3 0	2	1	3	1	0	1	0	-18
5	Obi Agbim	G 29:29	4-9	3-5	5-6	0 1 1	3 6	16	1	1	0	0	0	0	-30
7	Matija Belic	G 26:48	1-5	0-2	2-3	1 0 1	3 2	4	2	1	1	1	0	0	-34
16	Jordan Nesbitt	G 16:45	0-2	0-0	0 2 2	2 2	0 2	3	0	0	0	0	0	0	-19
11	Dontae Allen	21:32	4-9	1-3	2-2	0 2 2	0 2	11	1	1	0	0	0	0	-23
25	Touko Tainamo	19:07	1-2	0-0	3-5	1 3 4	1 3	5	0	1	0	0	0	0	-8
9	Abou Magassa	12:48	0-0	0-0	0 0 0	0 0	3 1	0	0	0	0	0	0	0	-24
3	A.J. Wills	13:19	1-5	1-3	0-0	0 1 1	0 1	3	0	1	0	0	0	0	-16
12	Scottie Ebube	08:52	1-5	0-0	2-4	3 1 4	1 2	4	1	2	0	0	0	0	-12
15	Oleg Kojenets	10:22	1-2	0-0	2-2	0 1 1	1 2	4	0	0	0	0	0	0	-1
1	Nigle Cook	04:45	1-2	0-1	0-0	0 0 0	0 0	2	1	0	1	0	0	0	-2
31	Cort Robertson	03:04	0-1	0-1	0-0	0 0 0	0 0	1	0	0	0	0	0	0	-1
10	Levi Brown	01:08	0-0	0-0	0-0	0 0 0	0 0	0	0	0	0	0	0	0	-1
Team						1 1 2	0	0							
Totals		17-48	5-18	16-23	6 16	22	21	55	9	14	3	2	2	4	-41

Technical Fouls: NONE

Boise St. - 96

Record: 13-5 (5-2)

NO.	Name	Min	FG	3P	FT	Rebounds	Fouls	TP	AS	TO	ST	Blocks	BS	BA	+/-
			M/A	M/A	M/A	OR DR TOT	PF FD								
2	Tyson Degenhart	F 17:30	4-6	1-2	5-7	1 3 4	1 5	14	1	0	0	0	0	0	24
10	Emmanuel Ugbo	F 20:54	3-4	0-0	1-2	2 5 7	3 2	7	0	1	0	0	0	1	26
13	Andrew Meadow	F 22:35	5-7	3-5	5-5	0 1 1	1 3	18	0	0	0	0	0	0	31
7	Chris Lockett	G 22:48	4-9	0-3	3-4	1 0 1	1 3	11	3	1	1	0	0	0	14
11	Alvaro Cardenas	G 27:59	4-4	2-2	4-5	0 4 4	1 2	14	8	1	4	0	0	0	43
1	O'Mar Stanley	09:38	2-5	0-2	0-0	0 5 5	4 1	4	1	0	0	0	0	0	9
0	Julian Bowie	22:57	5-7	5-6	1-2	0 3 3	2 2	16	0	4	0	0	0	0	22
22	Jarvan Buchanan	21:48	2-6	0-2	0-1	1 1 2	3 2	4	0	0	0	0	0	0	19
5	RJ Keene	10:52	1-1	1-1	0-0	1 2 3	1 0	3	1	1	0	1	0	0	9
6	Pearson Carmichael	12:48	0-1	0-1	2-2	0 0 0	2 1	2	0	0	0	0	0	0	4
44	Dylan Anderson	09:02	1-3	1-2	0-0	0 2 2	2 0	3	1	0	0	0	0	0	3
20	Brennan Ramirez	01:08	0-0	0-0	0-0	0 1 1	0 0	0	0	0	0	0	0	0	-1
Team						0 0 0	0	0							
Totals		31-53	13-26	21-28	6 27	33	21	96	15	8	7	2	2	4	-41

Technical Fouls: NONE

	WYO	BOI					Period by Period Scoring		
Biggest lead	3 (1 st 18:51)	44 (2 nd 12:59)	Points from	WYO	BOI		1st	2nd	TOT
Best Scoring Run	5(2 nd 9:17)	12(1 st 1:04)	Turnovers	7	17	WYO	21	34	55
Lead Changes	1		Paint	18	32				
Times Tied	0		Second Chance	3	15	BOI	50	46	96
Time with Lead	02:32	36:19	Fast Breaks	0	9				
			Bench	29	32				

Game 18: Wyoming 63 vs Colorado State 79



Official Basketball Box Score - Final
Colorado St. at Wyoming
01/25/25 Arena Auditorium, Laramie
2024-25 Men's Basketball

Game Time: 2:00 PM
Game Duration: 1:44
Attendance: 4,941

Officials: Chad Barlow, Scott Brown, Amy Bonner

Colorado St. - 79

Record: 11-7 (5-2)

NO.	Name	Min	FG	3P	FT	Rebounds	Fouls	TP	AS	TO	ST	Blocks	BS	BA	+/-
			M/A	M/A	M/A	OR DR TOT	PF FD								
8	Jaylen Crocker-Johnson	F 18:12	5-8	0-3	1-1	1 6 7	2 3	11	0	1	0	0	0	0	0
0	Kyan Evans	G 27:44	1-3	0-2	2-2	0 0 0	1 5	4	4	1	0	0	0	0	11
10	Nique Clifford	G 32:55	6-12	2-5	9-10	1 10 11	3 7	23	5	1	1	0	0	0	18
15	Jalen Lake	G 28:46	3-10	2-8	2-2	1 3 4	1 1	10	1	2	0	0	0	0	8
21	Rashaun Mbemba	G 23:09	4-6	1-1	0-0	1 1 2	2 0	9	0	1	1	0	0	0	3
11	Keshawn Williams	10:29	1-2	0-1	0-0	0 0 0	0 3	0	0	0	0	0	0	0	1
35	Kyle Jorgensen	16:51	2-6	1-2	0-0	0 0 1	1 1	0	5	2	0	0	0	0	1
25	Ethan Morlon	21:48	3-3	0-0	1-2	0 2 2	0 2	7	4	0	0	0	0	0	16
13	Bowen Born	20:06	3-4	2-2	0-0	0 1 1	3 0	8	1	0	0	0	0	0	10
Team						4 5 9	0	0							
Totals		28-54	8-24	15-17	8 29	37	16	79	17	9	3	1	3	16	

Technical Fouls: NONE

Wyoming - 63

Record: 9-9 (2-5)

NO.	Name	Min	FG	3P	FT	Rebounds	Fouls	TP	AS	TO	ST	Blocks	BS	BA	+/-
			M/A	M/A	M/A	OR DR TOT	PF FD								
8	Cole Henry	F 13:12	2-5	0-0	0-0	0 2 2	1 0	4	0	1	0	0	0	0	-10
9	Abou Magassa	F 22:57	2-3	0-0	1-2	3 1 4	3 2	5	0	0	0	0	0	0	-11
5	Obi Agbim	G 36:27	10-17	2-5	4-4	1 5 6	3 4	26	2	1	1	0	0	0	-15
11	Dontae Allen	G 35:46	5-9	3-5	1-2	0 4 4	3 5	14	2	3	1	0	0	0	-13
16	Jordan Nesbitt	G 24:37	1-7	0-3	2-2	0 3 3	4 3	4	0	0	0	0	0	0	-15
7	Matija Belic	22:59	1-5	0-4	0-0	1 1 2	2 1	2	0	0	2	1	0	0	-6
25	Touko Tainamo	10:48	2-6	0-3	0-0	1 0 1	1 0	4	0	0	0	0	0	0	-8
2	Kobe Newton	08:01	0-2	0-0	0-0	0 0 0	0 0	0	0	0	0	0	0	0	-1
3	A.J. Wills	09:13	1-3	0-2	0-0	0 0 0	1 1	2	0	0	0	0	0	0	-3
15	Oleg Kojenets	14:05	1-5	0-0	0-0	0 1 1	0 0	2	0	0	0	0	0	0	-6
12	Scottie Ebube	01:55	0-1	0-0	0-0	1 0 1	0 0	0	0	0	0	0	0	0	-4
Team						2 2 4	0	0							
Totals		25-63	5-22	8-10	9 19	28	18	63	4	6	4	3	1	16	

Technical Fouls: NONE

	CSU	WYO	Points from		CSU	WYO	Period by Period Scoring			
Biggest lead	17 (2 nd 1:29)	1 (1 st 16:21)	Turnovers	6	13			1st	2nd	TOT
Best Scoring Run	6 (1 st 17:58)	8 (2 nd 13:58)	Paint	38	32	CSU	36	43	79	
Lead Changes	2		Second Chance	7	9					
Times Tied	1		Fast Breaks	4	0	WYO	28	35	63	
Time with Lead	39:11	00:12	Bench	22	10					

Game 19: Wyoming 63 at UNLV 61



Official Basketball Box Score - Final
Wyoming at UNLV
01/21/25 Thomas & Mack Center, Las Vegas
2024-25 Men's Basketball

Game Time: 8:00 PM
Game Duration: 1:55
Attendance: 4,685

Officials: Brian Dorsey, Kelly Pletzer, Andy O'Brien

Wyoming - 63

Record: 10-9 (3-5)

NO.	Name	Min	FG	3P	FT	Rebounds	Fouls	TP	AS	TO	ST	Blocks	BS	BA	+/-
			M/A	M/A	M/A	OR DR TOT	PF FD								
9	Abou Magassa	F 31:33	1-1	0-0	0 0 0	1 1	3 0	2	0	2	0	0	0	0	-10
15	Oleg Kojenets	F 16:48	2-4	0-0	0-0	0 4 4	2 0	4	0	0	0	0	0	0	-7
5	Obi Agbim	G 37:08	7-16	5-9	0-1	0 3 3	1 4	19	3	3	1	2	1	0	0
7	Matija Belic	G 35:48	3-5	2-4	1-2	2 3 5	3 2	9	4	4	0	0	0	0	4
11	Dontae Allen	G 14:54	2-6	2-5	0-0	0 1 1	1 0	6	0	0	0	0	0	0	3
8	Cole Henry	21:54	2-3	0-0	0-1	1 5 6	4 5	4	3	0	0	0	0	0	12
16	Jordan Nesbitt	31:15	3-7	3-4	4-4	4 8 12	2 3	13	6	2	0	0	0	0	6
2	Kobe Newton	23:28	2-6	2-6	0-0	2 2 2	0 0	6	2	1	0	0	0	0	3
3	A.J. Wills	04:12	0-0	0-0	0-0	1 1	0 0	0	0	1	0	0	0	0	-1
Team						1 1 2	0	0							
Totals		22-48	14-28	5-8	8 29	37	16	63	18	16	1	3	4	2	

Technical Fouls: NONE

UNLV - 61

Record: 11-8 (5-3)

NO.	Name	Min	FG	3P	FT	Rebounds	Fouls	TP	AS	TO	ST	Blocks	BS	BA	+/-
			M/A	M/A	M/A	OR DR TOT	PF FD								
1	Jalen Hill	F 31:30	3-3	2-2	2-3	1 4 5	2 2	10	2	0	1	0	0	0	2
22	Pape N'Diaye	F 13:28	0-2	0-1	0-0	2 2 4	1 0	0	0	0	0	0	0	0	-8
10	Jaden Henley	G 31:31	4-10	1-5	6-6	1 3 4	3 3	15	0	0	2	1	1	0	9
11	Dedan Thomas Jr.	G 37:08	7-17	1-3	2-3	1 1 2	1 2	17	4	0	0	0	0	0	-1
20	Julian Rishwan	G 27:55	1-5	0-3	0-0	0 3 3	0 1	2	3	1	2	0	0	0	13
45	Jeremiah "Beast" Cherry	21:50	5-12	0-0	0-1	3 6 9	2 4	10	0	3	0	0	0	0	1
13	Brooklyn Hicks	16:27	0-1	0-4	0-0	0 0 0	4 3	0	1	1	2	0	0	0	-10
14	Jailen Bedford	21:01	3-8	1-4	0-0	1 0 1	1 1	7	1	0	0	0	0	0	-16

Wyoming Cowboys

Game 21: Wyoming 67 Fresno State 58 OT



Official Basketball Box Score - Final
Fresno St. at Wyoming
01/26/25 Arena Auditorium, Laramie
2024-25 Men's Basketball

Game Time: 6:30 PM
Game Duration: 2:10
Attendance: 3,955

Officials: Michael Irving, Kevin Bili, Thomas Nunez

Fresno St. - 72

Record: 5-16 (1-9)

NO.	Name	Min	FG	3P	FT	Rebounds	Fouls	TP	AS	TO	ST	Blocks	Ba	+/-		
3	Elijah Price	F 38:52	3-8	0-2	5-8	6	6	12	4	6	11	1	3	2	1	-4
8	Alex Crawford	F 38:21	4-12	0-3	1-2	6	4	10	4	4	9	2	4	4	0	-16
23	Mor Seck	C 17:35	3-3	0-0	1-1	1	0	1	1	2	7	0	2	1	0	6
5	Jalen Weaver	G 39:27	9-21	3-10	2-4	0	6	6	1	4	23	2	1	2	0	-6
10	Zaron Collins	G 35:34	2-10	0-1	2-2	0	2	2	2	2	6	7	3	3	0	-15
0	Jasir Tremble	14:56	1-3	0-2	0-0	0	0	0	0	1	0	2	1	1	0	-3
7	Pierre Geneste Jr.	12:19	1-1	0-0	0-0	0	2	2	0	0	0	2	0	0	0	-14
21	Brian Amunike	27:56	4-8	2-4	2-2	1	0	0	1	2	12	0	0	1	0	-3
Team			4	0	4	0	1	1			0	1				
Totals		27:56	5-22	13-19	18-20	38	14	20	72	13	15	13	2	4	-11	

Technical Fouls: NONE

Shooting By Period
1st FG% 12:29 41.4%
2nd FG% 13:25 52.0%
3rd FG% 9-12 75%
OT FG% 2-12 16.7%
FT% 1-2 50%
GM FG% 27-66 40.9%
3PT% 5-22 22.7%
FT% 13-19 68.4%

Dead Ball Rebounds: 2, 0

Wyoming - 83

Record: 11-10 (4-6)

NO. Name	Min	FG	3P	FT	Reb	Orb	Drb	Fouls	TP	AS	TO	ST	Blocks	+/-		
8 Cole Henry	F 32:02	3-3	0-0	2-3	0	1	1	4	2	8	4	1	1	0	21	
5 Obi Agbim	G 35:00	6-9	5-7	0-0	1	2	3	4	0	17	5	3	3	1	0	14
7 Matija Belic	G 20:05	2-5	0-2	0-0	1	2	3	1	2	4	0	2	0	0	1	10
11 Dontale Allen	G 26:13	4-12	4-11	2-2	1	3	4	2	2	14	2	3	0	0	1	-10
16 Jordan Nesbitt	G 34:59	2-5	2-5	4-6	2	8	10	2	6	10	4	3	0	1	0	14
2 Kobe Newton	34:38	6-10	4-8	2-2	0	7	7	4	1	18	4	2	1	1	0	19
9 Abou Magassa	07:20	0-1	0-0	0-0	1	0	1	1	0	0	1	0	0	1	1	1
25 Touko Tainamo	09:16	3-6	0-0	0-0	1	0	1	0	0	6	0	1	0	0	0	-10
3 A.J. Wills	21:45	2-5	2-3	0-0	2	1	3	1	1	6	3	2	0	0	0	-4
15 Oleg Kojenets	01:26	0-1	0-0	0-0	0	0	0	1	0	0	0	0	0	0	0	-2
12 Scottie Ebube	02:16	0-0	0-0	0-0	0	0	0	0	0	0	0	0	0	0	0	-2
Team		1	2		0	1	2			0	1					
Totals	28:57	17-36	10-13	10	25	35	20	14	83	23	18	5	4	2	11	

Technical Fouls: NONE

Shooting By Period
1st FG% 12:28 42.9%
2nd FG% 6-16 37.5%
FT% 1-2 50%
1st FG% 13:25 52.0%
2nd FG% 9-16 56.2%
3rd FG% 2-2 100%
OT FG% 3-4 75.0%
3PT% 3-4 75.0%
FT% 7-9 77.8%
GM FG% 28-57 49.1%
3PT% 17-36 47.2%
FT% 10-13 76.9%

Dead Ball Rebounds: 2, 0

	FRES	WYO
Biggest lead	5 (1st 16:55)	13 (2nd 16:03)
Best Scoring Run	9 (2nd 1:25)	12 (2nd 16:03)
Lead Changes	6	
Times Tied	4	
Time with Lead	06:03	36:42

Points from	FRES	WYO
Turnovers	18	17
Paint	40	22
Second Chance	11	14
Fast Breaks	11	0
Bench	16	30

Period by Period Scoring	1st	2nd	OT	TOT
FRES	30	37	5	72
WYO	31	36	16	83

Game 22: Wyoming 61 San Diego State 63



Official Basketball Box Score - Final
Wyoming at San Diego State
02/01/25 Steve Fisher Court at Viejas Arena, San Diego
2024-25 Men's Basketball

Game Time: 5:00 PM
Game Duration: 2:16
Attendance: 12,414

Officials: Larry Skrotz, Scott Brown, Andy O'Brien

Wyoming - 61

Record: 11-11 (4-7)

NO.	Name	Min	FG	3P	FT	Rebounds	OR	DR	TO	Fouls	TP	AS	TO	ST	Blocks	+/-		
15	Oleg Kojenets	25:54	2-5	0-0	2-2	1	5	6	3	2	6	3	2	6	0	1	0	
5	Obi Agbim	G 36:12	2-11	1-5	7-9	1	3	4	2	6	12	6	3	1	0	2	-1	
7	Matija Belic	G 13:21	1-2	1-2	0-2	0	1	1	5	1	3	1	0	0	0	0	-3	
11	Dontale Allen	G 35:49	5-10	4-8	4-4	0	6	6	1	2	18	0	2	0	0	0	-1	
16	Jordan Nesbitt	G 22:12	4-10	1-5	0-0	0	1	1	5	0	9	1	3	0	0	2	-2	
2	Kobe Newton	17:52	1-4	0-3	2-2	0	0	0	1	4	2	4	2	1	1	0	13	
8	Cole Henry	02:57	0-1	0-0	0-0	0	1	1	0	0	0	0	0	0	0	1	-1	
9	Abou Magassa	15:29	0-0	0-0	0-0	1	1	2	2	1	0	0	0	0	0	0	-4	
3	A.J. Wills	17:26	2-6	1-3	0-3	1	0	1	1	1	5	0	0	0	0	0	-11	
25	Touko Tainamo	01:39	0-0	0-0	0-0	0	0	0	0	0	0	0	0	0	0	0	-3	
12	Scottie Ebube	11:09	2-3	0-0	0-0	2	2	4	4	2	4	2	0	0	0	0	4	
Team						4	2	6			0	2						
Totals			19:52	8-26	15-22	10	22	32	47	17	81	10	12	4	3	8	-2	

Technical Fouls: NONE

San Diego State - 63

Record: 15-5 (8-3)

NO. Name	Min	FG	3P	FT	Reb	Or	Dr	Fouls	TP	AS	TO	ST	Blocks	BK	+/-
0 Magoon Gwath	F 37:03	5-12	1-5	3-4	3	8	11	0	6	14	1	1	0	4	0
40 Miles Heide	F 27:50	4-6	0-1	1-2	1	2	3	3	2	9	0	2	1	0	20
2 Nick Boyd	G 32:09	3-10	2-6	5-6	0	1	1	1	4	13	1	1	0	0	7
10 BJ Davis	G 27:03	1-7	1-7	2-2	0	3	3	3	3	5	1	0	1	1	0
21 Miles Byrd	G 32:25	3-7	0-1	5-5	3	5	8	2	5	11	4	3	0	0	1
3 Wayne McKinney III	07:44	0-3	0-1	0-0	0	1	1	3	0	0	0	0	0	0	-9
5 Pharaoh Compton	07:28	0-0	0-0	0-1	0	0	0	0	2	1	0	0	1	3	-1
24 Taj DeGourville	17:21	2-4	1-1	5-6	0	4	4	3	4	10	2	2	0	0	-6
11 Demarshay Johnson Jr.	07:10	0-0	0-0	0-0	1	0	1	1	1	0	0	1	1	0	-1
23 Kim Ferrari	03:47	0-0	0-0	1-2	0	0	0	0	1	1	0	0	0	0	-4
Team		2	2	4						0	2				
Totals	18:49	5-22	22-28	10	26	36	18	27	83	9	12	4	8	3	-10

Technical Fouls: Boyd 2nd 10

	WYO	SDSU
Biggest lead	9 (2nd 6:35)	11 (2nd 0:15)
Best Scoring Run	9 (2nd 12:53)	20 (2nd 0:15)
Lead Changes	13	
Times Tied	6	
Time with Lead	15:39	21:13

Points from	WYO	SDSU
Turnovers	20	24
Paint	27	9
Second Chance	7	9
Fast Breaks	5	8
Bench	13	11

Period by Period Scoring	1st	2nd	TOT
WYO	25	36	61
SDSU	28	35	63

Game 23: Wyoming 67 vs. Utah State 71



Official Basketball Box Score - Final
Utah St. at Wyoming
02/04/25 Arena Auditorium, Laramie
2024-25 Men's Basketball

Game Time: 6:30 PM
Game Duration: 2:00
Attendance: 3,550

Officials: Brian Dorsey, Amy Bonner, Debra Carr

Utah St. - 71

Record: 20-3 (10-2)

NO. Name	Min	FG MA	3P MA	FT MA	Rebounds OR DR TOT	Fouls PF FO	TP	AS	TO	ST	Blocks	+/-				
4 Ian Martinez	G 33:08	5-11	0-5	9-9	0	4	4	3	7	19	2	3	1	0	0	6
7 Dexter Akanno	G 36:39	2-6	0-2	2-2	2	4	6	2	2	6	1	1	0	0	1	-2
12 Mason Falslev	G 35:01	3-9	0-4	3-4	3	4	7	2	2	9	3	1	2	0	0	11
13 Dayton Alberty	G 20:14	3-3	0-0	3-4	1	3	4	2	2	9	0	1	2	0	0	-6
21 Aubin Gattonese	G 16:39	2-4	0-0	1-1	2	1	3	0	1	5	0	1	0	2	0	-15
2 Tucker Anderson	05:06	0-2	0-2	0-0	0	0	0	0	0	0	1	0	0	0	0	7
8 Drake Allen	27:59	3-8	2-4	3-5	1	3	4	3	4	11	1	2	2	1	0	2
22 Karson Templin	17:19	3-8	0-1	2-4	3	3	6	2	2	8	0	2	1	1	0	15
5 Jordy Barnes	01:53	0-1	0-0	0-0	0	1	1	1	0	0	0	0	0	0	0	-2
20 Isaac Johnson	06:02	1-2	1-1	1-2	0	0	0	1	3	4	0	0	1	0	0	4
Team		1	0	1						0	0					
Totals	22:54	3-19	24-31	13	23	36	16	23	71	8	11	9	3	2	4	

Technical Fouls: NONE

Shooting By Period
1st FG% 11:25 39.3%
2nd FG% 6-7 85.7%
3rd FG% 11-26 42.3%
4th FG% 1-7 14.3%
GM FG% 22-54 40.7%
3PT% 13-39 33.3%
FT% 24-31 77.4%

Dead Ball Rebounds: 1, 0

Wyoming - 67

Record: 11-12 (4-8)

NO.	Name	Min	FG	3P	FT	Reb	Out	Fouls	TP	AS	TO	ST	Blocks	+/-			
8	Cole Henry	F 20:06	4-7	0-0	0-0	2	2	4	3	0	8	2	4	1	0	-13	
3	A.J. Wills	G 31:24	3-7	1-2	2-2	0	2	2	3	2	9	2	3	0	0	-15	
7	Matija Belic	G 29:29	3-6	0-2	2-2	2	2	4	3	2	8	2	1	1	1	-1	
11	Dontale Allen	G 37:39	2-10	1-8	5-5	0	5	5	3	3	10	2	1	1	1	0	-9
16	Jordan Nesbitt	G 34:27	5-8	1-3	0-1	1	6	7	3	3	11	1	2	1	0	1	2
2	Kobe Newton	27:01	3-8	3-7	0-0	0	4	4	3	1	9	0	1	0	0	0	7
25	Touko Tainamo	08:38	2-5	0-1	2-2	0	1	1	2	1	6	0	0	1	0	0	-3
12	Scottie Ebube	11:16	2-2	0-0	2-4	0	2	2	3	4	6	1	2	1	0	0	12
Team			2	1	3		2	1	3		0	1					
Totals		24:53	6-23	13-16	7	25	32	23	16	67	11	14	7	2	3	-4	

Technical Fouls: NONE

Shooting By Period
1st FG% 14:04 58.3%
2nd FG% 3-9 33.3%
3rd FG% 4-5 8

Wyoming Cowboys

Game 25: Wyoming 67 New Mexico 71



Official Basketball Box Score - Final
Wyoming at New Mexico
02/15/25 The Ph. Albuquerque, NM
2024-25 Men's Basketball

Game Time: 8:00 PM
Game Duration: 2:11
Attendance: 11,852

Officials: Verne Harris, Earl Walton, Tim Marion

Wyoming - 67

Record: 11-14 (4-11)

NO.	Name	Min	FG	3P	FT	Rebounds	Fouls	TP	AS	TO	ST	Blocks	BS	BA	+		
			M/A	M/A	M/A	OR	DR	TP	FF	FD		BS	BA				
8	Cole Henry	F 22:53	4-7	0-0	2-7	1	3	4	3	4	10	2	1	1	1	2	
9	Abou Magassa	F 14:35	2-2	0-0	0-0	0	3	3	1	0	4	1	2	0	1	0	
5	Obi Agbim	G 27:58	9-18	3-6	1-3	0	0	0	3	2	22	1	4	0	1	-3	
11	Dontale Allen	G 30:04	1-2	0-1	1-3	0	11	11	4	3	3	4	1	1	0	5	
16	Jordan Nesbitt	G 33:04	3-5	2-3	0-0	0	7	7	3	2	8	2	5	2	0	-7	
15	Oleg Kojenets	16:00	3-6	0-0	0-1	2	3	5	1	3	6	0	2	1	1	-8	
7	Matija Belic	24:52	1-2	0-0	0-0	2	0	2	3	0	2	1	2	0	0	-8	
3	A.J. Willis	29:27	5-9	2-2	0-0	0	2	2	5	1	12	3	1	1	1	-4	
25	Touko Tainamo	01:07	0-1	0-1	0-0	0	1	1	0	0	0	0	0	0	0	2	
Team						1	0	1	0	1	0	0	0	0	0	2	
Totals			28-52	7-13	4-14	6	30	36	23	15	67	14	18	6	5	3	-4

Technical Fouls: NONE

New Mexico - 71

Record: 21-4 (13-4)

NO.	Name	Min	FG		3P		FT		Rebounds		Fouls		TP	AS	TO	ST	Blocks		+/-
			M/A	Pct	M/A	Pct	M/A	Pct	OR	DR	FF	FD					BS	BA	
8	Filip Borovicin	F 17:19	0-2	0-1	1-2	4-4	7-7	0-1	1	2	3	0	1	0	2	1	0	0	-12
22	Mustapha Amzil	F 17:10	1-4	0-2	0-0	1	2	3	0	1	2	0	1	0	0	0	0	-5	
23	Nelly Joseph	F 29:54	4-6	0-0	3-6	3	5	8	4	3	11	2	5	3	2	0	12		
2	Donovan Dent	G 38:22	7-19	0-9	6-10	0	6	6	3	10	20	7	3	3	1	1	11		
3	Tru Washington	G 30:23	5-9	2-4	3-5	0	3	3	2	2	15	0	1	3	0	2	11		
24	Jovan Milicevic	23:28	3-3	3-3	1-5	1	2	3	1	3	10	0	1	0	0	0	6		
0	CJ Noland	30:26	3-11	2-6	4-6	1	1	2	1	3	12	1	0	0	0	0	1	9	
6	Atiki Ally Aiki	05:24	0-0	0-0	0-0	0	0	0	1	2	0	0	0	0	0	0	-7		
1	Braden Appelhans	03:02	0-1	0-1	0-0	0	0	0	1	0	0	0	0	0	0	0	1	0	
4	Kayde Dolson	04:32	0-0	0-0	0-0	0	0	0	0	0	1	0	0	0	0	0	-5		
Team						1		2		3		0		0					
Totals			23-55	7-20	18-34	12	24	36	16	23	71	10	13	10	3	5	4		

Technical Fouls: Coach 1*6:09

	WYO	UNM
Biggest lead	13 (1 st 1:25)	5 (2 nd 0:15)
Best Scoring Run	7 (1 st 16:50)	10 (2 nd 17:48)
Lead Changes	3	
Times Tied	6	
Time with Lead	35:19	01:07

Points from	WYO	UNM
Turnovers	8	17
Paint	32	26
Second Chance	0	11
Fast Breaks	2	23
Bench	20	22

Period by Period Scoring			
	1st	2nd	TOT
WYO	39	28	67
UNM	29	42	71

Game 26: Wyoming 53 at Colorado State 88



Official Basketball Box Score - Final
Wyoming at Colorado St.
02/15/25 Kelly Arena, Fort Collins
2024-25 Men's Basketball

Game Time: 2:00 PM
Game Duration: 1:39
Attendance: 8,083

Officials: Nate Harris, Jason Phillips, Kevin Brill

Wyoming - 53

Record: 11-15 (6-11)

NO.	Name	Min	FG	3P	FT	Reb	DR	OR	Fouls	TP	AS	TO	ST	Blocks	BS	BA	+/-	
8	Cole Henry	F 26:03	1-5	0-0	1-2	1	4	5	1	1	3	0	1	3	0	2	-23	
9	Abou Magassa	F 15:00	0-0	0-0	0-0	0	1	4	5	2	1	0	0	1	0	0	-6	
5	Obi Agbim	G 30:22	6-13	3-3	0-0	1	2	3	0	1	0	15	2	0	2	0	-32	
11	Dontale Allen	G 30:44	5-9	2-3	3-4	0	2	2	1	3	15	1	3	0	0	0	-21	
16	Jordan Nesbitt	G 31:18	3-9	0-4	1-1	0	3	3	4	1	7	1	0	0	1	1	-25	
7	Matija Belic	23:03	3-6	1-4	0-0	2	1	3	1	0	7	0	2	0	0	0	-23	
2	Kobe Newton	16:55	0-3	0-2	0-0	0	1	1	0	1	0	1	1	0	0	0	-15	
25	Touko Tainamo	13:58	2-5	0-1	1-2	2	0	2	1	1	5	0	0	1	0	0	-12	
3	A.J. Willis	12:40	0-3	0-0	1-2	0	0	0	0	3	2	1	0	1	0	0	-18	
Team						0	2	2	0	0	0	0	0	0	0	0	-18	
Totals			20-53	6-17	7-11	7	19	26	15	10	53	6	12	3	3	3	3	-35

Technical Fouls: Coach 2nd 15:11

Colorado St. - 88

Record: 16-9 (10-6)

Advanced Stats		Advanced Stats																
NO.	Name	Min	FG		3P	FT		Reb		Fouls		TP	AS	TO	ST	Blocks		+/-
			M.A.	M.A.	M.A.	M.A.	M.A.	M.A.	OR	DR	OR					DR	BS	
8	Jaylen Crocker-Johnson	F 26:32	3-4	2-2	3-4	1	5	6	0	3	11	0	0	0	2	0	23	
0	Kyan Evans	G 28:28	6-13	3-7	0-0	0	1	1	1	1	3	15	4	2	2	0	17	
10	Nique Clifford	G 34:04	8-9	3-4	3-5	2	9	11	1	1	3	22	5	0	1	0	30	
15	Jalen Luke	G 22:59	2-7	1-2	0-0	1	6	7	0	1	5	1	1	0	0	1	24	
21	Rashawn Mbemba	G 20:15	1-4	0-1	0-0	0	2	2	1	1	2	4	2	0	0	2	9	
13	Bowen Born	13:30	2-3	2-3	0-0	0	0	0	0	2	0	6	1	0	1	0	13	
23	Nikola Djapa	10:22	3-4	1-2	0-0	1	2	3	3	0	7	1	0	0	0	0	16	
25	Ethan Morton	20:44	4-5	0-0	0-1	1	2	3	1	1	8	7	2	1	1	0	18	
11	Keshawn Williams	20:06	3-5	1-2	0-0	0	1	1	1	1	7	2	1	1	0	0	21	
44	Jaden Stepp	01:37	2-2	1-1	0-0	0	0	0	0	0	0	0	0	0	0	0	2	
14	Luke Murphy	01:25	0-0	0-0	0-0	0	0	0	0	0	0	1	0	0	0	0	2	
Team						0	0	0	0	0	0	0	0	0	0	0	0	-2
Totals			34-56	14-24	6-10	6	28	34	10	14	58	26	8	6	3	35		

Technical Fouls: NONE

	Wyo	CSU
Biggest lead	0 (1 st 20:00)	36 (2 nd 0:49)
Best Scoring Run	6 (2 nd 17:34)	9 (1 st 16:35)
Lead Changes	0	
Times Tied	0	
Time with Lead	00:00	39:25

			Technical Fouls				
Points from		Wyo	CSU	Period by Period Scoring			
Turnovers		10	22		1st	2nd	TOT
Paint		14	22	Wyo	19	34	53
Second Chance		6	2				
Fast Breaks		2	8	CSU	44	44	88
Bench		13	33				

Game 27: Wyoming 69 vs. Air Force 62



Official Basketball Box Score - Final
Wyoming at New Mexico
02/15/25 The Ph. Albuquerque, NM
2024-25 Men's Basketball

Game Time: 8:00 PM
Game Duration: 2:11
Attendance: 11,852

Officials: Verne Harris, Earl Walton, Tim Marion

Wyoming - 67

Record: 11-14 (4-19)

NO.	Name	Min	FG	3P	FT	Reb	OR	DR	Fouls	TP	AS	TO	ST	Blocks	BS	BA	+
8	Cole Henry	F 22:53	4-7	0-0	2-7	1	3	4	3	4	10	2	1	1	1	1	2
9	Abou Magassa	F 14:35	2-2	0-0	0-0	0	3	3	1	0	4	1	2	0	1	0	-3
5	Obi Agbim	G 27:58	9-18	3-6	1-3	0	0	0	3	2	22	1	4	0	1	0	-3
11	Dontale Allen	G 30:04	1-2	0-1	1-3	0	11	11	4	3	3	4	1	1	0	0	-5
16	Jordan Nesbitt	G 33:04	3-5	2-3	0-0	0	7	7	3	2	8	2	5	2	0	0	-7
15	Oleg Kojenets	16:00	3-6	0-0	0-1	2	3	5	1	3	6	0	2	1	1	0	-8
7	Matija Belic	24:52	1-2	0-0	0-0	2	0	2	3	0	2	1	2	0	0	0	-8
3	A.J. Willis	29:27	5-9	2-2	0-	0	2	2	5	1	12	3	0	1	1	1	-2
15	Touko Tanihiro	01:07	0-1	0-1	0-0	1	0	0	0	0	0	0	0	0	0	0	-2
Total			28-52		7-13	4-10	6	30	36	23	15	67	14	18	6	5	3

Wyoming Cowboys

Game 29: Wyoming 61 at Nevada 84



Official Basketball Box Score - Final
Wyoming at Nevada
02/25/25 Lawlor Events Center, Reno
2024-25 Men's Basketball

Game Time: 7:00 PM
Game Duration: 1:58
Attendance: 7,563

Officials: Ed Walton, Larry Scortto, Alfred Smith

Wyoming - 61

Record: 12-17 (5-13)

NO.	Name	Min	FG	3P	FT	Rebounds	Fouls	TP	AS	TO	ST	Blocks	+/-
			M-A	M-A	M-A	OR DR TOT	PF	FD				BS BA	
8	Cole Henry	F 13:39	2-3	0-0	0-1	1 0 1	1 2	4	0	0	0	0	-9
9	Abou Magassa	F 29:21	4-5	0-0	0-2	1 7 8	2 1	8	0	0	1	1	-21
5	Obi Agbim	G 34:12	4-15	1-4	2-2	1 3 4	2 4	11	6	2	0	0	-19
11	Dontae Allen	G 24:12	2-8	1-6	1-2	2 4 6	2 2	6	2	1	0	0	-15
16	Jordan Nesbitt	G 22:52	2-7	2-2	0-0	0 4 4	6 1	6	2	0	0	0	-11
7	Matija Belic	02:22	0-1	0-1	0-0	0 0 0	0 0	0	0	0	0	0	-3
2	Kobe Newton	27:38	4-4	4-4	4-5	0 0 0	3 3	16	1	1	0	0	-21
15	Oleg Kojanets	06:02	0-2	0-0	0-0	1 2 3	2 1	0	0	0	0	0	0
25	Touko Tainamo	15:57	1-7	0-3	0-0	0 0 0	1 0	0	0	0	1	0	-2
3	A.J. Willis	06:30	0-2	0-1	0-0	0 0 0	2 0	0	0	0	0	0	-2
12	Scottie Ebube	12:39	3-3	0-0	0-2	1 2 3	2 2	6	1	2	0	0	-3
31	Cort Roberson	02:33	1-1	0-0	0-0	0 0 0	0 0	2	0	1	1	0	-1
10	Levi Brown	02:03	0-0	0-0	0-0	0 0 0	0 0	0	0	1	0	0	0
Team			2	1	3	0	0	0	0	0	0	0	
Totals		23:58	8-21	7-14	9	23	32	23	16	61	12	8	3

Technical Fouls:Nesbitt 2nd2:36

Nevada - 84

Record: 16-12 (8-9)

NO.	Name	Min	FG	3P	FT	Rebounds	Fouls	TP	AS	TO	ST	Blocks	+/-
			M-A	M-A	M-A	OR DR TOT	PF	FD				BS BA	
7	Brandon Love	F 15:14	1-2	0-0	2-2	0 1 1	2 1	4	0	0	0	1	0
11	Nick Davidson	F 32:45	2-7	1-3	9-11	1 6 7	3 7	14	2	2	0	3	1
21	Justin McBride	F 30:58	4-9	0-3	0-0	1 8 9	1 1	8	0	0	1	0	0
3	Tyler Rolison	G 26:12	6-9	1-2	3-3	1 4 5	4 2	16	5	0	0	0	0
53	Xavier DuSelle	G 34:46	3-6	2-5	3-5	0 3 3	2 2	11	4	0	0	0	0
8	Kobe Sanders	29:22	8-12	2-2	9-10	0 5 5	1 8	27	2	1	0	0	0
0	Chuck Bailey III	21:16	2-3	0-0	0-0	0 2 2	3 1	4	1	2	0	0	0
12	Jeriah Coleman	06:07	0-0	0-0	0-0	0 1 1	0 0	0	0	1	0	0	0
42	K.J. Hynes	01:25	0-0	0-0	0-0	0 0 0	0 0	0	0	0	1	0	0
15	Jordan Malmlov	01:55	0-1	0-1	0-0	0 0 0	0 0	0	0	0	0	0	0
Team			0	1	1	0	0	0	0	0	0	0	0
Totals		26:49	6-16	26-31	3	31	34	16	22	84	6	1	5

Technical Fouls:NONE

	WYO	NEV
Biggest lead	0 (1 st 20:00)	23 (2 nd 2:33)
Best Scoring Run	5(1 st 2:12)	11(1 st 3:01)
Lead Changes	0	0
Times Tied	0	0
Time with Lead	00:00	39:45

Points from	WYO	NEV
Turnovers	5	7
Paint	28	32
Second Chance	4	7
Fast Breaks	7	13
Bench	25	31

Period by Period Scoring			
	1st	2nd	TOT
WYO	28	33	61
NEV	39	45	84

Game 30: Wyoming 69 vs. San Diego State 72



Official Basketball Box Score - Final
San Diego St. at Wyoming
03/01/25 Arena Auditorium, Laramie
2024-25 Men's Basketball

Game Time: 6:00 PM
Game Duration: 2:06
Attendance: 3,951

Officials: Michael Irving, Chad Barlow, Juan Corral

San Diego St. - 72

Record: 20-7 (13-5)

NO.	Name	Min	FG	3P	FT	Rebounds	Fouls	TP	AS	TO	ST	Blocks	+/-
			M-A	M-A	M-A	OR DR TOT	PF	FD				BS BA	
31	Jared Coleman-Jones	F 32:19	5-11	1-3	1-4	3 2 5	1 4	12	1	0	1	0	1
40	Miles Heide	F 30:01	3-3	0-0	1-3	0 2 2	3 3	7	1	0	0	1	0
2	Nick Boyd	G 31:00	2-8	1-3	2-4	0 4 4	2 3	7	6	2	1	0	2
10	BJ Davis	G 28:45	5-8	4-7	4-5	1 3 4	3 4	18	1	1	3	0	4
21	Miles Byrd	G 31:16	7-14	1-5	3-4	0 2 2	3 1	18	3	0	2	0	0
3	Wayne McKinney III	21:23	1-3	0-1	4-6	0 0 0	0 5	6	0	0	1	0	0
5	Pharash Compton	07:35	1-1	0-0	0-0	0 0 0	2 0	2	0	1	1	0	0
24	Taj DeGourville	12:12	0-0	0-0	2-4	0 1 1	2 3	2	0	1	2	0	0
11	Demarshay Johnson Jr.	03:20	0-0	0-0	0-0	0 0 0	1 0	0	0	0	0	1	0
23	Kimo Ferrari	02:09	0-0	0-0	0-0	0 0 0	0 0	0	0	1	0	0	0
Team			3	2	5	0	0	0	0	2	0	0	0
Totals		24:48	7-19	17-30	7	16	23	72	13	7	11	2	3

Technical Fouls:Davis 2nd15:26Byrd 2nd15:18

Wyoming - 69

Record: 12-18 (5-14)

NO.	Name	Min	FG	3P	FT	Rebounds	Fouls	TP	AS	TO	ST	Blocks	+/-
			M-A	M-A	M-A	OR DR TOT	PF	FD				BS BA	
8	Cole Henry	F 19:22	1-2	0-0	0-0	2 4 6	1 1	2	0	3	0	0	1
9	Abou Magassa	F 15:01	0-1	0-0	0-0	2 2 4	3 0	0	1	1	0	1	-1
5	Obi Agbim	G 39:41	8-19	3-9	2-2	0 6 6	3 1	21	2	3	1	1	-2
11	Dontae Allen	G 34:27	6-15	2-8	2-2	2 2 4	4 6	18	1	1	0	0	0
16	Jordan Nesbitt	G 17:21	2-6	1-4	1-2	1 1 2	2 1	6	1	1	0	0	0
7	Matija Belic	31:25	4-6	2-3	2-2	3 3 6	3 2	12	2	0	1	1	-3
12	Scottie Ebube	20:38	4-4	0-0	1-4	3 2 5	4 4	9	0	4	0	0	0
2	Kobe Newton	22:05	0-3	0-3	3-4	1 3 4	4 0	3	1	3	0	0	0
Team			2	0	2	0	0	0	0	1	0	0	0
Totals		25:56	8-27	11-16	16	23	39	24	15	69	8	17	2

Technical Fouls:Agbim 2nd15:57

	SDSU	WYO
Biggest lead	8 (2 nd 2:41)	5 (2 nd 17:57)
Best Scoring Run	8 (2 nd 9:54)	5 (1 st 9:13)
Lead Changes	14	
Times Tied	8	
Time with Lead	22:33	13:06

Points from	SDSU	WYO
Turnovers	20	8
Paint	34	28
Second Chance	9	15
Fast Breaks	13	4
Bench	10	24

Period by Period Scoring			
	1st	2nd	TOT
SDSU	33	39	72
WYO	34	35	69

Game 31: Wyoming 58 at Fresno State 62



Official Basketball Box Score - Final
Wyoming at Fresno St.
03/04/25 Save Mart Center, Fresno
2024-25 Men's Basketball

Game Time: 7:00 PM
Game Duration: 1:56

Officials: Verne Harris, Bianca Burns, Jourdan Love

Wyoming - 58

Record: 12-19 (5-15)

NO.	Name	Min	FG	3P	FT	Rebounds	Fouls	TP	AS	TO	ST	Blocks	+/-
			M-A	M-A	M-A	OR DR TOT	PF	FD				BS BA	
8	Cole Henry	F 26:13	2-7	0-0	0-0	3 2 5	3 0	4	2	1	0	0	0
2	Kobe Newton	G 35:28	5-12	5-11	0-0	0 3 3	2 2	15	1	2	0	0	0
5	Obi Agbim	G 40:00	6-18	5-16	0-0	0 2 2	1 3	17	5	1	3	0	-4
7	Matija Belic	G 05:38	0-3	0-2	1-2	0 1 1	4 1	1	1	0	1	0	0
11	Dontae Allen	G 37:20	4-12	2-9	4-4	2 3 5	5 3	14	1	0	0	1	-2
9	Abou Magassa	01:24	0-1	0-0	0-0	0 0 0	0 0	0	0	0	0	0	0
25	Touko Tainamo	19:32	1-4	0-0	1-4	4 4 8	1 3	3	0	1	1	0	-4
12	Scottie Ebube	13:47	2-2	0-0	0-0	1 2 3	2 0	4	0	2	0	1	0
16	Jordan Nesbitt	20:38	0-2	0-2	0-0	3 2 5	5 3	0	1	0	1	0	0
Team			1	0	1	0	0	0	0	1	0	0	0
Totals		20:51	12-40	6-10	14	19	33	23	15	58	14	7	5

Technical Fouls:NONE

Fresno St. - 62

Record: 6-24 (2-17)

NO.	Name	Min	FG	3P	FT	Rebounds	Fouls	TP	AS	TO	ST	Blocks	+/-
			M-A	M-A	M-A	OR DR TOT	PF	FD				BS BA	
3	Elijah Price	F 32:28	4-9	2-5	6-10	5 8 13	3 8	16	0	4	1	1	1
8	Alex Crawford	F 39:18	5-12	0-3	5-6	5 6 11	3 3	15	2	3	0	0	1
23	Mor Seck	C 25:16	1-3	0-0	1-2	2 7 9	2 2	3	0	1	0	0	0
10	Zaan Collins	G 38:37	4-10	1-4	6-8	1 3 4	1 6	15	4	2	2	0	1
21	Brian Amunike	G 35:42	3-11	3-4	2-2	2 2 4	3 3	11	0	0	0	0	0
7	Pierre Geneste Jr.	11:48	0-1	0-0	0-0	2 1 3	1 0	0	0	1	0	1	-9
0	Jasir Tremble	16:51	1-5	0-2	0-0	0 1 1	2 1	2	0	0	0	0	1
Team			0	0	0	0	0	0	0	1	0	0	0
Totals		18:51	6-18	20-28	17	28	45	15	23	62	6	12	3

Technical Fouls:NONE

	WYO	FST
Biggest lead	3 (2 nd 4:11)	9 (2 nd 15:50)
Best Scoring Run	10 (2 nd 11:45)	10 (1 st 14:40)
Lead Changes	10	
Times Tied	7	
Time with Lead	06:59	29:42

Points from	WYO	FST
Turnovers	16	7
Paint	14	24
Second Chance	12	14
Fast Breaks	4	3
Bench	7	2

Period by Period Scoring			
	1st	2nd	TOT
WYO	24	34	58
FST	27	35	62

Game 32: MW Tournament

**CONFERENCE
TOURNAMENT
HISTORY**



WYOMING

BASKETBALL

Wyoming Cowboys

WYOMING IN CONFERENCE TOURNAMENTS - OVERALL RECORD (26-37)

Wyoming's MW Tournament Record: 16-24, One MW Tournament Championship in 2015.

2024 —	First Round: (8) WYOMING 73, (9) Fresno State 77 March 13, Thomas & Mack Center, Las Vegas, Nev.
2023 —	First Round: (11) WYOMING 76, (6) NEW MEXICO 87 March 8, Thomas & Mack Center, Las Vegas, Nev.
2022 —	Semifinals: (4) WYOMING 61, (9) Boise State 68 March 11, Thomas & Mack Center, Las Vegas, Nev. Quarterfinals: (4) WYOMING 59, (5) UNLV 56 March 10, Thomas & Mack Center, Las Vegas, Nev.
2021 —	First Round: (8) WYOMING 111, (9) San Jose State 80 March 10, Thomas & Mack Center, Las Vegas, Nev. Quarterfinals: (8) WYOMING 66, (1) San Diego State 69 March 11, Thomas & Mack Center, Las Vegas, Nev.
2020 —	First Round: (11) WYOMING 80, (6) Colorado State 74 March 4, Thomas & Mack Center, Las Vegas, Nev. Quarterfinals: (11) WYOMING 74, (3) Nevada 71 March 5, Thomas & Mack Center, Las Vegas, Nev. Semifinals: (11) WYOMING 82, (2) UTAH STATE 89 March 6, Thomas & Mack Center, Las Vegas, Nev.
2019 —	First Round: (10) WYOMING 68, (7) NEW MEXICO 78 March 13, Thomas & Mack Center, Las Vegas, Nev.
2018 —	Quarterfinals: (6) WYOMING 75, (3) NEW MEXICO 85 March 8, Thomas & Mack Center, Las Vegas, Nev. FIRST ROUND: (6) WYOMING 74, (11) SAN JOSE STATE 61 March 8, Thomas & Mack Center, Las Vegas, Nev.
2017 —	FIRST ROUND: (7) WYOMING 68, (10) AIR FORCE 83 March 8, Thomas & Mack Center, Las Vegas, Nev.
2016 —	FIRST ROUND: (8) WYOMING 70, (9) Utah State 88 March 9, Thomas & Mack Center, Las Vegas, Nev.
2015 —	QUARTERFINALS: (4) WYOMING 67, (5) Utah State 65 March 12, Thomas & Mack Center, Las Vegas, Nev. SEMIFINALS: (4) WYOMING 71, (1) #25/RV Boise State 66 (ot) March 13, Thomas & Mack Center, Las Vegas, Nev. CHAMPIONSHIP GAME: (4) WYOMING 45, (2) #RV/25 San Diego State 43 March 14, Thomas & Mack Center, Las Vegas, Nev.
2014 —	QUARTERFINALS: (4) UNLV 71, (5) WYOMING 67 March 13, Thomas & Mack Center, Las Vegas, Nev.
2013 —	FIRST ROUND: (8) WYOMING 85, (9) Nevada 81 March 12, Thomas & Mack Center, Las Vegas, Nev. QUARTERFINALS: (1) #15/14 New Mexico 59, (8) WYOMING 46 March 13, Thomas & Mack Center, Las Vegas, Nev.
2012 —	QUARTERFINALS: (3) #20/20 UNLV 56, (6) WYOMING 48 March 8, Thomas & Mack Center, Las Vegas, Nev.
2011 —	FIRST ROUND: (9) TCU 70, (8) WYOMING 61 March 9, Thomas & Mack Center, Las Vegas, Nev.
2010 —	FIRST ROUND: (9) Air Force 59, (8) WYOMING 40 March 10, Thomas & Mack Center, Las Vegas, Nev.
2009 —	QUARTERFINALS: (6) WYOMING 75, (3) New Mexico 67 March 12, Thomas & Mack Center, Las Vegas, Nev. SEMIFINALS: (2) Utah 68, (6) WYOMING 55 March 13, Thomas & Mack Center, Las Vegas, Nev.

WYOMING LEADERS SCORING: Akuel Kot.....23 REBOUNDING: Mason Walters.....9	WYOMING LEADERS SCORING: Hunter Maldonado36 REBOUNDING: Hunter Thompson9
WYOMING LEADERS SCORING: Graham Ike.....18 REBOUNDING: Hunter Maldonado9	WYOMING LEADERS SCORING: Brendan Wenzel.....12 REBOUNDING: Graham Ike13
WYOMING LEADERS SCORING: Graham Ike.....18 REBOUNDING: Hunter Maldonado9	WYOMING LEADERS SCORING: Brendan Wenzel.....12 REBOUNDING: Graham Ike13
WYOMING LEADERS SCORING: Kwane Marble II20 REBOUNDING: Jake Hendricks6	WYOMING LEADERS SCORING: Kwane Marble II24 REBOUNDING: Hunter Maldonado12
WYOMING LEADERS SCORING: Kenny Foster18 REBOUNDING: Hunter Maldonado9	WYOMING LEADERS SCORING: Justin James31 REBOUNDING: Justin James7
WYOMING LEADERS SCORING: Alan Herndon.....19 REBOUNDING: Hayden Dalton8	WYOMING LEADERS SCORING: Justin James23 REBOUNDING: Hayden Dalton4
WYOMING LEADERS SCORING: Justin James20 REBOUNDING: Hayden Dalton12	WYOMING LEADERS SCORING: Jason McManamen23 REBOUNDING: Alan Herndon.....10
WYOMING LEADERS SCORING: Josh Adams19 REBOUNDING: Derek Cooke Jr.10	WYOMING LEADERS SCORING: Josh Adams27 REBOUNDING: Derek Cooke Jr.7
WYOMING LEADERS SCORING: Larry Nance Jr.....14 REBOUNDING: Derek Cooke Jr.7	WYOMING LEADERS SCORING: Larry Nance Jr.....14 REBOUNDING: Larry Nance Jr./Leonard Washington6
WYOMING LEADERS SCORING: Josh Adams24 REBOUNDING: Derek Cooke Jr.10	WYOMING LEADERS SCORING: Leonard Washington/Luke Martinez11 REBOUNDING: Leonard Washington10
WYOMING LEADERS SCORING: Larry Nance Jr.....19 REBOUNDING: Larry Nance Jr.8	WYOMING LEADERS SCORING: Francisco Cruz.....14 REBOUNDING: Adam Waddell8
WYOMING LEADERS SCORING: Larry Nance Jr./Derrious Gilmore.....14 REBOUNDING: Larry Nance Jr./Leonard Washington6	WYOMING LEADERS SCORING: Desmar Jackson18 REBOUNDING: Djibril Thiam/Desmar Jackson5
WYOMING LEADERS SCORING: Brandon Ewing.....20 REBOUNDING: Afam Muojeke8	WYOMING LEADERS SCORING: Brandon Ewing13 REBOUNDING: Tyson Johnson/Djibril Thiam6

OPPONENT LEADERS Isaiah Pope22 Isaiah Pope5	OPPONENT LEADERS Jaelen House28 Morris Udeze11
OPPONENT LEADERS Abu Kigab.....22 Malden Armus13	OPPONENT LEADERS Bryce Hamilton22 Three Players7
OPPONENT LEADERS Abu Kigab.....22 Malden Armus13	OPPONENT LEADERS Bryce Hamilton22 Three Players7
OPPONENT LEADERS Isiah Stevens22 Nico Carvacho15	OPPONENT LEADERS Lindsey Drew19 Jalen Harris9
OPPONENT LEADERS Sam Merrill27 Justin Bean10	OPPONENT LEADERS Vance Jackson.....26 Vance Jackson.....8
OPPONENT LEADERS Joe Furstinger23 Joe Furstinger9	OPPONENT LEADERS Ryan Welage25 Ryan Welage5
OPPONENT LEADERS Jacob Van.....18 Frank Toohey9	OPPONENT LEADERS Shane Rector24 Jalen Moore.....9
OPPONENT LEADERS Jalen Moore.....17 Jalen Moore.....7	OPPONENT LEADERS Derrick Marks17 James Webb12
OPPONENT LEADERS Malik Pope.....13 Winston Shepard/Skylar Spencer7	OPPONENT LEADERS Bryce DeJean-Jones.....22 Roscoe Smith13
OPPONENT LEADERS Deonte Burton.....27 Marqueze Coleman7	OPPONENT LEADERS Tony Snell.....15 Cameron Bairstow8
OPPONENT LEADERS Mike Moser22 Mike Moser14	OPPONENT LEADERS Greg Hill18 J.R. Cadot13
OPPONENT LEADERS Grant Parker15 Michael Lyons5	OPPONENT LEADERS Dairese Gary20 Roman Martinez6
OPPONENT LEADERS Luke Nevill23 Luke Nevill15	

Wyoming Cowboys

2008 —	FIRST ROUND: (9) Colorado State 68, (8) WYOMING 63 March 5, Thomas & Mack Center, Las Vegas, Nev.	SCORING: Brandon Ewing..... 29 REBOUNDING: Ryan Dermody9	Marcus Walker 22 Flynn Clayman 7
2007 —	QUARTERFINALS: (5) WYOMING 67, (4) Air Force 62 March 8, Thomas & Mack Center, Las Vegas, Nev. SEMIFINALS: (1) #23/23 Brigham Young 96, (5) WYOMING 84 March 9, Thomas & Mack Center, Las Vegas, Nev.	SCORING: Brad Jones 29 REBOUNDING: James Spencer8	Andrew Henke 16 Jacob Burtschi 9
2006 —	QUARTERFINALS: (7) WYOMING 57, (2) Air Force 55 March 9, Pepsi Center, Denver, Colo. SEMIFINALS: (7) WYOMING 60, (6) Utah 47 March 10, Pepsi Center, Denver, Colo. CHAMPIONSHIP GAME: (1) San Diego State 69, (7) WYOMING 64 (ot) March 11, Pepsi Center, Denver, Colo.	SCORING: Brandon Ewing 23 REBOUNDING: Joseph Taylor 11	Trent Plaisted 27 Keena Young/Trent Plaisted..... 10
2005 —	QUARTERFINALS: (4) UNLV 70, (5) WYOMING 63 March 10, Pepsi Center, Denver, Colo.	SCORING: Steve Leven 20 REBOUNDING: Brad Jones 11	Antoine Hood 16 Antoine Hood 6
2004 —	QUARTERFINALS: (2) Brigham Young 79, (7) WYOMING 74 March 11, Pepsi Center, Denver, Colo.	SCORING: Brad Jones 20 REBOUNDING: Justin Williams 15	Luke Nevill 17 Luke Nevill 9
2003 —	QUARTERFINALS: (6) Colorado State 74, (3) WYOMING 71 March 13, Thomas & Mack Center, Las Vegas, Nev.	SCORING: Brandon Ewing 22 REBOUNDING: Justin Williams 16	Brandon Heath 22 Marcus Slaughter 13
2002 —	QUARTERFINALS: (1) WYOMING 69, (8) Air Force 67 (ot) March 7, Thomas & Mack Center, Las Vegas, Nev. SEMIFINALS: (5) San Diego State 70, (1) WYOMING 69 March 8, Thomas & Mack Center, Las Vegas, Nev.	SCORING: Dion Sherrell 18 REBOUNDING: Alex Dunn..... 15	Ricky Morgan..... 22 Odartey Blankson 10
2001 —	QUARTERFINALS: (3) WYOMING 73, (6) San Diego State 58 March 8, Thomas & Mack Center, Las Vegas, Nev. SEMIFINALS: (2) Brigham Young 77, (3) WYOMING 66 March 9, Thomas & Mack Center, Las Vegas, Nev.	SCORING: Mikel Watson 21 REBOUNDING: Alex Dunn8	Luiz Lemes 18 Rafael Araujo 14
2000 —	QUARTERFINALS: (5) WYOMING 74, (4) Colorado State 68 March 9, Thomas & Mack Center, Las Vegas, Nev. SEMIFINALS:	SCORING: Uche Nsonwu-Amadi 20 REBOUNDING: Joe Ries9	Matt Nelson 25 Brian Greene 6
		SCORING: Marcus Bailey..... 29 REBOUNDING: Josh Davis..... 11	Tom Bellairs 20 Joel Genlach/Lamont Yazzie..... 6
		SCORING: Marcus Bailey..... 31 REBOUNDING: Josh Davis.....8 WYOMING LEADERS SCORING: Josh Davis..... 20 REBOUNDING: Josh Davis..... 14	Al Faux 20 R. Holcomb/D. Moore/A. Sanders 7 OPPONENT LEADERS Holcomb 24 Correa 7
		SCORING: Brett McFall..... 19 REBOUNDING: Josh Davis.....8	Lyday..... 32 Cooper 7
		SCORING: LeDarion Jones..... 18 REBOUNDING: Marcus Bailey.....8	Ceedric Goodwyn..... 20 Ceedric Goodwyn..... 8

Wyoming Cowboys

Wyoming's WAC Tournament Record: 10-13, Two WAC Tournament Championships in 1987 and 1988.

1998 —	FIRST ROUND (6) San Diego State 60, (3) WYOMING 57 (OT) March 3, Thomas & Mack Center, Las Vegas, Nev.	WYOMING LEADERS SCORING: Jeron Roberts..... 16 REBOUNDING: Jeff Allen 10	OPPONENT LEADERS Jason Richey 20 Roy Kruiswyk..... 11
1997 —	FIRST ROUND: (4) TCU 72, (5) WYOMING 61 March 4, Thomas & Mack Center, Las Vegas, Nev.	SCORING: HL Coleman..... 20 REBOUNDING: HL Coleman..... 15	Mike Jones..... 25 Dennis Davis 8
1996 —	QUARTERFINALS: (3) Fresno State 91, (6) WYOMING 82 March 7, The Pit, Albuquerque, N. M.	SCORING: LaDrell Whitehead 33 REBOUNDING: Chris Haslam 15	Kendric Brooks..... 24 Darnell McCulloch..... 11
1995 —	QUARTERFINALS: (5) New Mexico 63, (4) WYOMING 56 March 9, The Pit, Albuquerque, N. M.	SCORING: Theo Ratliff..... 14 REBOUNDING: Theo Ratliff 11	Marlow White 18 Marlow White/Charles Smith 9
1994 —	FIRST ROUND: (9) San Diego State 54, (8) WYOMING 51 March 9, The Delta Center, Salt Lake City, Utah	SCORING: Theo Ratliff..... 22 REBOUNDING: Theo Ratliff 19	Carlus Groves 16 Carlus Groves 10
1993 —	FIRST ROUND: (9) San Diego State 59, (8) WYOMING 57 March 10, The Delta Center, Salt Lake City, Utah	SCORING: Brian Rewers..... 15 REBOUNDING: Rick Henry..... 10	Courtie Miller/Chris Walters 14 Keith Balzer/Berry Randle 6
1992 —	QUARTERFINALS: (3) New Mexico 89, (6) WYOMING 83 March 12, Moby Arena, Fort Collins, Colo.	SCORING: Reginald Slater 25 REBOUNDING: Reginald Slater..... 13	Willie Banks 24 Lewis LaMar..... 8
1991 —	QUARTERFINALS: (4) WYOMING 71, (5) UTEP 67 March 7, Arena-Auditorium, Laramie, Wyo.	SCORING: Reginald Slater/ Paris Bryant..... 16 REBOUNDING: Reginald Slater..... 12	Martin McCall..... 19 Von Bennett..... 9
1990 —	SEMIFINALS: (1) #8 Utah 69, (4) WYOMING 63 March 8, Arena-Auditorium, Laramie, Wyo.	SCORING: Maurice Alexander/Tim Breau..... 13 REBOUNDING: Reginald Slater..... 8	Josh Grant..... 13 Josh Grant..... 10
1989 —	QUARTERFINALS: (3) Hawaii 66, (6) WYOMING 63 March 8, Special Events Center, El Paso, Texas	SCORING: Reginald Slater 24 REBOUNDING: Reginald Slater..... 14	Terry Houston 17 Terry Houston..... 11
1988 —	QUARTERFINALS: (2) Texas-El Paso 88, (7) WYOMING 81 (2ot) March 10, Special Events Center, Salt Lake City, Utah	SCORING: Robyn Davis..... 23 REBOUNDING: Clauzell Williams..... 11	Prince Stewart 25 Antonio Davis 11
1988 —	QUARTERFINALS: (2) WYOMING 83, (7) San Diego State 76 March 10, The Marriott Center, Provo, Utah	SCORING: Reggie Fox 19 REBOUNDING: Fennis Dembo..... 6	Mitch McMullen..... 24 Rodney Hawkins 8
1987 —	SEMIFINALS: (2) WYOMING 60, (6) Colorado State 58 March 11, The Marriott Center, Provo, Utah	SCORING: Fennis Dembo 24 REBOUNDING: Eric Leckner 9	David Turcotte 20 Barry Bailey..... 6
1987 —	CHAMPIONSHIP GAME: (2) WYOMING 79, (4) Texas-El Paso 75 March 12, The Marriott Center, Provo, Utah	SCORING: Eric Leckner..... 22 REBOUNDING: Eric Leckner 10	Tim Hardaway..... 21 Tim Hardaway..... 6
1987 —	QUARTERFINALS: (4) WYOMING 56, (5) Utah 54 March 5, The Pit, Albuquerque, N. M.	SCORING: Fennis Dembo 21 REBOUNDING: Jon Sommers 6	Mitch Smith 18 Jimmy Madison 11
1986 —	SEMIFINALS: (4) WYOMING 77, (1) UTEP 74 March 6, The Pit, Albuquerque, N. M.	SCORING: Reggie Fox 24 REBOUNDING: Eric Leckner 9	Jeep Jackson 20 Chris Sandle..... 8
1986 —	CHAMPIONSHIP GAME: (4) WYOMING 64, (3) New Mexico 62 March 7, The Pit, Albuquerque, N. M.	SCORING: Eric Leckner..... 27 REBOUNDING: Eric Leckner 10	Rob Loeffel..... 25 Rob Loeffel..... 8
1986 —	QUARTERFINALS: (1) WYOMING 67, (8) Air Force 65 March 6, Arena-Auditorium, Laramie, Wyo.	SCORING: Eric Leckner..... 31 REBOUNDING: Jon Sommers 5	Maurice McDonald..... 20 Maurice McDonald..... 11
1985 —	SEMIFINALS: (1) WYOMING 56, (5) New Mexico 54 March 7, Arena-Auditorium, Laramie, Wyo.	SCORING: Fennis Dembo 26 REBOUNDING: Eric Leckner 8	Johnny Brown 23 Johnny Brown 10
1985 —	CHAMPIONSHIP GAME: (2) UTEP 65, (1) WYOMING 64 March 8, Arena-Auditorium, Laramie, Wyo.	SCORING: Fennis Dembo 28 REBOUNDING: Eric Lecker..... 11	Dave Feitl..... 19 Juden Smith..... 6
1985 —	QUARTERFINALS: (6) Utah 61, (7) WYOMING 60 March 4, Special Events Center, Salt Lake City, Utah	SCORING: Fennis Dembo 18 REBOUNDING: Jamal Hosey/ Rod Gowens..... 6	Jerry Stroman/ Manny Hendrix 16 Albert Springs 9
1984 —	QUARTERFINALS: (4) WYOMING 40, (5) Colorado State 36 March 7, Arena-Auditorium, Laramie, Wyo.	SCORING: Tony Martin/Troy Washpun 13 REBOUNDING: Martin/Washpun/Rodney Gowen 5	Rich Strong 11 Rich Strong/John Dudley..... 4
1984 —	SEMIFINALS: (1) #9 UTEP 62, (4) WYOMING 55 March 9, Special Events Center, El Paso, Texas	SCORING: Tony Martin..... 20 REBOUNDING: Rodney Gowens..... 11	Luster Goodwin 16 Juden Smith..... 11

Wyoming Cowboys

2000 MW Tournament Quarterfinal #5 Wyoming 74 vs. #4 Colorado State 68 March 9, 2000, Thomas & Mack Center, Las Vegas

VISITORS: Wyoming 19-11, 8-6

#	Player Name	TOT-FG		3-PT		REBOUNDS		PF	TP	A	TO	BLK	S	MIN
		FG-FGA	FG-FGA	FT-FTA	FT-FTA	OF	DE							
00	JONES, LeDarion.....	f	7-15	0-2	4-5	5	2	7	2	18	0	1	0	34
44	BAILEY, Marcus.....	f	5-10	0-1	5-5	3	5	8	3	15	2	0	0	33
22	DAVIS, Josh.....	c	4-6	0-0	5-7	2	3	5	4	13	2	1	1	24
05	BLAKES, Anthony.....	g	3-12	1-3	0-1	1	3	4	1	7	5	2	0	34
10	McMILLIAN, Chris.....	g	2-6	0-2	2-2	1	0	1	4	6	0	2	0	26
14	McFALL, Brett.....	g	3-8	1-5	0-0	0	0	0	0	7	2	1	0	21
33	LOSTETTER, Antone.....	g	0-1	0-0	2-2	1	1	2	0	2	0	1	0	4
40	FRENCH, Justin.....	g	3-5	0-0	0-0	1	3	4	2	6	1	1	0	18
52	MANN, Bradley.....	g	0-1	0-1	0-0	1	1	2	0	0	0	0	0	6
TEAM.....						1	3	4						
Totals.....			27-64	2-14	18-22	16	21	37	16	74	12	9	2	6 200

TOTAL FG% 1st Half: 0-0 .000 2nd Half: 27-64 .422 Game: .422 DEADBALL
3-Pt. FG% 1st Half: 0-0 .000 2nd Half: 2-14 .143 Game: .143 REBOUNDS
F Throw % 1st Half: 0-0 .000 2nd Half: 18-22 .818 Game: .818 0,2

HOME TEAM: Colorado State 18-12, 8-6

#	Player Name	TOT-FG		3-PT		REBOUNDS		PF	TP	A	TO	BLK	S	MIN
		FG-FGA	FG-FGA	FT-FTA	FT-FTA	OF	DE							
40	PATIK, Garrett.....	f	1-6	0-2	0-0	3	4	7	4	2	3	3	0	25
45	GOODWYN, Cedric.....	f	7-20	3-6	3-4	3	5	8	3	20	2	5	0	33
03	GRADY, Ron.....	g	1-2	1-2	0-0	0	3	3	4	3	0	4	0	16
10	PALMER, Aki.....	g	5-10	5-10	0-0	0	0	0	0	15	2	2	0	35
32	SIVESIND, John.....	g	3-8	3-5	4-4	1	0	1	2	13	3	1	0	37
11	BIRLEY, Andy.....	g	1-2	0-1	0-2	0	0	0	1	2	1	0	0	1
23	HARRIS, Shawn.....	g	0-0	0-0	0-0	2	2	4	0	0	1	0	2	0
33	GREENE, Brian.....	g	2-3	0-0	3-3	1	4	5	3	7	0	0	0	12
44	FISHER, David.....	g	1-2	0-0	0-0	1	0	1	3	2	0	2	0	7
54	FORD, John.....	g	1-3	0-0	2-2	3	3	6	4	4	3	2	1	10
TEAM.....						1	2	3						
Totals.....			22-56	12-26	12-15	15	23	38	24	68	15	19	6	3 200

TOTAL FG% 1st Half: 0-0 .000 2nd Half: 22-56 .393 Game: .393 DEADBALL
3-Pt. FG% 1st Half: 0-0 .000 2nd Half: 12-26 .462 Game: .462 REBOUNDS
F Throw % 1st Half: 0-0 .000 2nd Half: 12-15 .800 Game: .800 0,1

Technical fouls: Wyoming-BENCH. Colorado State-None.

Attendance: 7124

Score by Periods		1st	2nd	Total
Wyoming.....		32	42	74
Colorado State.....		33	35	68

2000 MW Tournament Semifinal #5 Wyoming 92 at #1 UNLV 97 March 10, 2000, Thomas & Mack Center, Las Vegas

VISITORS: Wyoming 19-12, 8-6

#	Player Name	TOT-FG		3-PT		REBOUNDS		PF	TP	A	TO	BLK	S	MIN
		FG-FGA	FG-FGA	FT-FTA	FT-FTA	OF	DE							
00	JONES, LeDarion.....	f	12-25	0-2	3-4	4	6	10	2	27	2	2	0	32
44	BAILEY, Marcus.....	f	2-3	1-1	0-0	1	3	4	5	0	2	0	0	15
22	DAVIS, Josh.....	c	5-12	1-3	1-2	1	7	8	4	12	2	0	2	19
05	BLAKES, Anthony.....	g	4-10	1-6	0-0	2	4	6	1	9	6	1	1	38
10	McMILLIAN, Chris.....	g	4-7	0-1	1-2	0	0	0	2	9	9	4	0	1
14	McFALL, Brett.....	g	6-9	3-5	2-2	1	0	1	4	17	4	3	0	24
33	LOSTETTER, Antone.....	g	1-1	0-0	0-0	0	2	2	3	2	0	1	0	6
40	FRENCH, Justin.....	g	1-3	0-1	3-4	2	1	3	0	5	0	2	0	22
52	MANN, Bradley.....	g	2-3	2-3	0-0	0	0	0	1	6	1	0	0	8
TEAM.....						4	2	6						
Totals.....			37-73	8-22	10-14	15	25	40	21	92	24	15	3	8 200

TOTAL FG% 1st Half: 0-0 .000 2nd Half: 37-73 .507 Game: .507 DEADBALL
3-Pt. FG% 1st Half: 0-0 .000 2nd Half: 8-22 .364 Game: .364 REBOUNDS
F Throw % 1st Half: 0-0 .000 2nd Half: 10-14 .714 Game: .714 0,3

HOME TEAM: UNLV 22-7, 10-4

#	Player Name	TOT-FG		3-PT		REBOUNDS		PF	TP	A	TO	BLK	S	MIN
		FG-FGA	FG-FGA	FT-FTA	FT-FTA	OF	DE							
05	BROTHERSON, Danny....	f	2-9	0-0	3-5	4	2	6	2	7	4	3	0	1
10	JOHNSON, Dalron.....	f	10-15	2-3	1-2	3	5	8	5	23	2	2	1	31
34	KAMBALA, Kaspars.....	c	8-17	0-0	2-6	3	4	7	1	18	0	2	0	28
03	DIGGS, Trevor.....	g	7-10	5-6	1-2	0	1	1	2	20	3	2	0	1
11	DICKEL, Mark.....	g	5-9	1-3	3-4	0	4	4	2	14	18	3	0	39
13	DOTSON, Sylvester....	g	2-2	0-0	2-2	0	1	1	1	6	0	0	2	12
14	STEWART, Donovan....	g	1-2	0-0	0-0	1	1	2	1	2	1	0	0	5
20	RICHARDSON, Chris....	g	0-0	0-0	0-0	0	0	0	0	0	0	0	0	3
33	EPFS, Issiah.....	g	2-2	0-0	3-4	0	1	1	2	7	0	0	0	6
TEAM.....						3	3							
Totals.....			37-66	8-12	15-25	11	22	33	16	97	28	12	4	6 200

TOTAL FG% 1st Half: 0-0 .000 2nd Half: 37-66 .561 Game: .561 DEADBALL
3-Pt. FG% 1st Half: 0-0 .000 2nd Half: 8-12 .667 Game: .667 REBOUNDS
F Throw % 1st Half: 0-0 .000 2nd Half: 15-25 .600 Game: .600 0,3

Officials: Moose Stubing, Mark Reischling, Bob Staffen

Technical fouls: Wyoming-None. UNLV-None.

Attendance: 12437

Score by Periods		1st	2nd	Total
Wyoming.....		48	44	92
UNLV.....		49	48	97

2001 MW Tournament Quarterfinal #6 San Diego State 58 vs. #3 Wyoming 73 March 8, 2001, Thomas & Mack Center, Las Vegas

San Diego State 58 • 14-14, 4-10 MWC

#	Player	Total		3-Ptr		Rebounds		PF	TP	A	TO	BLK	Stl	Min
		FG-FGA	FG-FGA	FT-FTA	FT-FTA	Off	Def							
23	HOLCOMB, Randy	f	7-19	2-4	8-11	4	2	6	3	24	1	2	3	1
33	EPFS, Myron	f	0-4	0-0	4-6	1	2	3	0	4	0	5	0	20
42	CORREA, Marcelo	c	3-7	0-0	0-0	5	2	7	4	6	0	2	3	1
01	MOORE, Deandre	g	0-2	0-2	0-0	1	1	2	1	0	1	1	0	17
05	FAUX, Al	g	5-15	1-3	2-2	1	4	5	2	13	4	3	0	33
00	ROBAN, Jim	g	0-2	0-1	0-0	0	1	1	2	0	1	0	0	1
03	WALTON, Chris	g	1-4	0-0	0-1	0	3	3	3	2	1	1	1	23
10	KOVACIC, Karlo	g	0-0	0-0	0-0	0	0	0	0	0	0	0	0	2
11	ABRAMOWITZ, David	g	3-6	3-5	0-0	2	3	5	1	9	3	0	0	28
32	MARION, Michael	g	0-0	0-0	0-0	0	0	0	0	0	0	0	0	1
Team						4	2	6						
Totals			19-59	6-15	14-20	18	20	38	16	58	11	14	7	3 200

FG % 1st Half: 11-30 36.7% 2nd half: 8-29 27.6% Game: 19-59 32.2% DEADBALL
3FG % 1st Half: 3-8 37.5% 2nd half: 3-7 42.9% Game: 6-15 40.0% REBOUNDS
FT % 1st Half: 8-10 80.0% 2nd half: 6-10 60.0% Game: 14-20 70.0%

Wyoming 73 • 20-8, 10-4 MWC

#	Player	Total		3-Ptr		Rebounds		PF	TP	A	TO	BLK	Stl	Min
		FG-FGA	FG-FGA	FT-FTA	FT-FTA	Off	Def							
00	MINGO, Ronell	f	4-10	0-0	1-1	0	5	5	4	9	0	0	4	1
22	DAVIS, Josh	f	7-11	1-3	5-6	2	12	14	4	20	3	1	5	0
05	NSONWU-AMADI, Uche	c	6-10	0-0	3-4	5	4	9	2	15	2	2	1	0
10	McMILLIAN, Chris	g	2-6	0-3	0-0	1	0	1	1	4	6	2	0	0
44	BAILEY, Marcus	g	4-9	0-1	4-4	0	2	2	3	12	4	1	0	1
04	UDEZUE, Ugo	g	1-4	0-0	3-4	4	0	4	2	5	1	2	0	1
14	McFALL, Brett	g	1-4	1-2	2-2	0	1	1	2	5	2	3	0	1
20	ROTTINGHAUS, David	g	0-0	0-0	0-0	0	0	0	0	0	0	0	0	1
24	CORNER, Paris	g	1-4	0-1	1-2	0	0	0	0	3	0	0	0	14
25	RIES, Joe	g	0-0	0-0	0-0	0	1	1	0	0	0	0	0	3
Team						2	1	3						
Totals			26-58	2-10	19-23	14	26	40	18	73	18	11	10	4 200

FG % 1st Half: 11-30 36.7% 2nd half: 15-28 53.6% Game: 26-58 44.8% DEADBALL
3FG % 1st Half: 3-8 37.5% 2nd half: 0-3 0.0% Game: 2-10 20.0% REBOUNDS
FT % 1st Half: 12-14 85.7% 2nd half: 7-9 77.8% Game: 19-23 82.6%

Officials: Lonnie Dixon, Randy McCall, Larry Spaulding

Technical fouls: San Diego State-None. Wyoming-None.

Attendance: 7428

Statistics provided by Jim Shaffer (statman@winning.com) 702-244-7925

Score by periods		1st	2nd	Total
San Diego State		33	25	58
Wyoming		36	37	73

Points		In	Off	2nd	Fast	Bench
SDSU		20	17	9	0	11
WY		36	15	13	2	11

Score tied - 9 times.
Lead changed - 2 times.

Last FG - SDSU 2nd-00:11, WY 2nd-04:14.
Largest lead - SDSU by 2

Wyoming Cowboys

2002 MW Tournament Quarterfinal #8 Air Force 67 vs. #1 Wyoming 69 (OT) March 7, 2002, Thomas & Mack Center, Las Vegas

AF 67 • 9-19, 3-11 MWC

#	Player	Total			3-Ptr		Rebounds			PF	TP	A	TO	Blk	Stl	Min
		FG	FGA	FT	FTA	Off	Def	Total								
10	KUHL, AJ	f	4-9	1-2	4-4	0	2	2	4	13	2	3	0	1	45	
33	GERLACH, Joel	f	5-9	1-1	6-6	3	3	6	4	17	0	2	1	1	37	
32	BELLAIRS, Tom	c	7-14	4-7	2-2	0	2	2	3	20	4	1	0	0	45	
12	YAZZIE, Lamoni	g	2-8	1-6	6-6	1	5	6	3	11	3	3	1	1	39	
22	JENKINS, Vernard	g	2-3	1-1	0-0	0	2	2	3	5	2	0	0	0	36	
11	KELLER, Tim		0-2	0-1	1-2	0	0	0	4	1	2	0	0	0	15	
35	HOLM, Marc		0-0	0-0	0-0	0	1	1	2	0	0	0	0	0	8	
Team			20-45	8-18	19-20	6	17	23	67	13	10	2	3	225		
Totals																
FG % 1st Half: 9-19 47.4%		2nd half: 9-20 45.0%		OT: 2-6 33.3%		Game: 20-45 44.4%		Deadball								
3FG % 1st Half: 3-6 50.0%		2nd half: 4-11 36.4%		OT: 1-1 100.0		Game: 8-18 44.4%										
FT % 1st Half: 4-4 100.0		2nd half: 13-14 92.9%		OT: 2-2 100.0		Game: 19-20 95.0%										

WY 69 • 21-7, 11-3 MWC

#	Player		Total		3-Ptr		Rebounds			PF	TP	A	TO	Blk	Stl	Min
			FG	FGA	FG	FGA	FT	FTA	Off							
22	DAVIS, Josh	f	3-8	0-0	2-6		6	5	11	4	8	2	0	0	0	40-
44	BAILEY, Marcus	f	11-21	1-4	6-9		5	2	7	3	29	2	2	1	3	45
05	NSONWU-AMADI, Uche	c	3-7	0-0	2-5		2	2	4	3	8	1	2	0	1	38
01	RICHARDSON, Donta	g	0-4	0-3	3-4		0	2	2	3	3	1	2	0	0	21
03	STRAIGHT, Jay	g	5-10	2-2	2-3		1	4	5	4	14	2	3	0	1	40-
00	MINGO, Ronell	g	0-1	0-0	0-0		0	1	1	0	0	0	0	0	0	5
04	UDEZUE, Ugo	g	0-0	0-0	0-0		1	0	1	0	0	0	0	0	0	4
20	ROTTINGHAUS, David	g	0-1	0-0	0-0		1	0	1	0	0	0	0	0	0	4
24	CORNER, Paris	g	3-5	1-1	0-0		1	1	2	1	7	0	0	0	0	27
25	RIES, Joe	g	0-0	0-0	0-0		1	0	1	0	0	0	0	0	1	1
Team							3	2	5							
Totals				25-57	4-10	15-27	21	19	40	20	69	8	9	1	6	225
FG % 1st Half: 10-24 41.7%			2nd half: 12-23 52.2%			OT: 3-10 30.0%			Game: 25-57 43.9%			Deadball				
3FG % 1st Half: 1-6 16.7%			2nd half: 2-3 66.7%			OT: 1-1 100.0			Game: 4-10 40.0%			Rebounds				
FT % 1st Half: 5-9 55.6%			2nd half: 8-12 66.7%			OT: 2-6 33.3%			Game: 15-27 55.6%			6				

Officials: Vern Harris, Randy McCall, Larry Spaulding

Technical fouls: AF-None. WY-None.

Attendance: 11621

Statistics provided by Jim Shaffer & crew (702) 896-5677 statman@winning.com

Score by periods	1st	2nd	OT	Total
AF	25	35	7	67
WY	26	34	9	69

Points	In	Off	2nd	Fast	Bench
AF	24	4	5	0	1
WY	32	6	9	2	7

Last FG - AF OT-02:50, WY OT-01:04.
Largest lead - AF by 4 2nd-01:26, WY by 6 1st-11:07.

Score tied - 20 times.
Lead changed - 18 times.

2002 MW Tournament Semifinal #5 San Diego State 70 vs. #1 Wyoming 69 March 8, 2002, Thomas & Mack Center, Las Vegas

San Diego State 70 • 20-11, 7-7 MWC

#	Player		Total			3-Ptr		Rebounds			PF	TP	A	TO	Blk	Stl	Min
			FG	FGA		FG	FGA	FT	FTA	Off							
23	HOLCOMB, Randy	f	7-10		0-0	5-9		1	6	7	2	19	3	2	1	0	40
30	MACKELL, Mike	c	2-7	0-0	2-3		1	2	3	5	6	0	1	0	0	15	
01	MOORE, Deandre	g	3-6	2-5	0-0	0-0	0	0	0	3	8	4	0	0	1	30	
04	BLAND, Tony	g	1-8	0-0	3-4	1	6	7	3	5	5	1	0	0	0	31	
05	FAUX, Al	g	8-15	3-5	1-2	0	3	3	2	20	3	2	0	0	0	36	
02	SMITH, Brandon	g	0-1	0-0	0-0	1	1	2	2	0	0	0	0	0	0	8	
03	WALTON, Chris	g	0-2	0-1	0-0	1	2	3	1	0	2	0	0	0	0	11	
33	EPPS, Myron	g	1-1	0-0	0-0	0	2	2	2	2	0	1	0	0	0	15	
34	SANDERS, Aerick	g	5-8	0-0	0-2	5	2	7	3	10	0	0	2	0	0	14	
Team								0	1	1							
Totals			27-58	5-11	11-20	10	25	35	23	70	17	7	3	1	200		
FG % 1st Half: 15-31 48.4% 2nd half: 12-27 44.4% Game: 27-58 46.6% Deadball																	
3FG % 1st Half: 2-6 33.3% 2nd half: 3-5 60.0% Game: 5-11 45.5% Rebounds																	
FT % 1st Half: 5-9 55.6% 2nd half: 6-11 54.5% Game: 11-20 55.0% 3																	

Wyoming 69 • 21-8, 11-3 MWC

#	Player		Total			3-Ptr		Rebounds				PF	TP	A	TO	Blk	Stl	Min
			FG	FGA	FT	FTA	Off	Def	Total									
22	DAVIS, Josh	f	2-8	0-1	0-0	2	6	8	5	4	3	3	3	1	33			
44	BAILEY, Marcus	f	9-16	4-4	9-10	1	3	4	2	31	0	0	0	0	40			
05	NSONWU-AMADI, Uche	c	4-7	0-1	3-4	1	6	7	3	11	0	0	2	2	33			
01	RICHARDSON, Donta	g	1-5	0-3	4-6	1	1	2	2	6	1	1	0	0	28			
03	STRAIGHT, Jay	g	1-6	0-2	4-4	0	1	1	1	6	2	3	0	0	23			
00	MINGO, Ronell	g	2-5	0-0	3-5	2	2	4	4	7	0	1	0	0	9			
20	ROTTINGHAUS, David	g	0-1	0-1	4-6	0	3	3	2	4	1	0	0	1	24			
24	CORNER, Paris	g	0-0	0-0	0-0	1	0	1	0	0	0	0	0	0	5			
25	RIES, Joe	g	0-0	0-0	0-2	0	2	2	0	0	0	0	0	0	5			
Team						1	3	4										
Totals			19-48	4-12	27-37	9	27	36	19	69	7	9	5	4	200			
FG % 1st Half: 10-25 40.0% 2nd half: 9-23 39.1% Game: 19-48 39.6% Deadball																		
3FG % 1st Half: 2-7 28.6% 2nd half: 2-5 40.0% Game: 4-12 33.3% Rebounds																		
FT % 1st Half: 10-17 58.8% 2nd half: 17-20 85.0% Game: 27-37 73.0% 5																		

Officials: David Hall, Verne Harris, Randy McCall

Technical fouls: San Diego State-None. Wyoming-None.

Attendance: 14837

Statistics provided by Jim Shaffer & crew (702) 896-5677 statman@winning.com

Score by periods	1st	2nd	Total
San Diego State	37	33	70
Wyoming	32	37	69

Points	In	Off	2nd	Fast	Bench
SD	26	10	11	2	12
WY	24	8	8	0	11

Last FG - SD 2nd-00:42, WY 2nd-02:37.
Largest lead - SD by 11 1st-10:28, WY by 5 2nd-04:13.

Score tied - 5 times.
Lead changed - 4 times.

2003 MW Tournament Quarterfinal #6 Colorado State 74 vs. #3 Wyoming 71 March 13, 2003, Thomas & Mack Center, Las Vegas

Colorado State 74 • 17-13, 5-9

#	Player	Total			3-Ptr		Rebounds		PF	TP	A	TO	Blk	Stl	Min
		FG	FGA	FT	FTA	Off	Def								
33	GREENE, Brian	f	5-10	1-1	3-3	0	6	6	3	14	2	3	0	1	27
42	WILLIAMS, Matt	f	1-2	0-0	2-2	2	1	3	3	4	0	2	2	0	19
34	BURKE, Darian	c	0-0	0-0	0-0	0	3	3	3	0	0	1	0	0	11
11	BIRLEY, Andy	g	1-6	0-5	5-7	0	3	3	2	7	3	2	0	0	33
22	JOHNSON, Shelton	g	1-2	0-0	2-2	1	2	3	1	4	0	2	0	0	18
01	STEVENS, Derrick	g	1-6	1-5	2-2	2	2	4	2	5	2	2	1	2	26
20	CLARK, Ronnie	g	3-6	0-0	4-4	0	3	3	2	10	2	2	1	0	21
32	MORRIS, Michael	g	2-3	1-1	0-0	0	2	2	2	5	3	2	0	0	16
54	NELSON, Matt	g	9-16	0-0	7-10	2	1	3	4	25	0	0	3	0	29
Team						2	3	5							
Totals			23-51	3-12	25-30	9	26	35	22	74	12	16	7	3	200
FG 1st Half: 12-23		52.2%	2nd half: 11-28		39.3%	Game: 23-51		45.1%							
3FG 1st Half: 4-4		50.0%	2nd half: 1-8		12.5%	Game: 3-12		25.0%	Deadball						
FT 1st Half: 10-12		83.3%	2nd half: 15-18		83.3%	Game: 25-30		83.3%	Rebound						
									2						

Wyoming Cowboys

2005 MW Tournament Quarterfinal #5 Wyoming 63 vs. #4 UNLV 70 March 10, 2005, Pepsi Center, Denver

University of Wyoming 63 • 15-13

##	Player	Total		3-Ptr		Rebounds			PF	TP	A TO Blk Stl					Min
		FG	F-GA	FG	F-GA	FT	FTA	Off			Def	Tot	A	TO	Blk	
21	WILLIAMS, Justin	f	1-2	0-0	0-0	3	4	7	4	2	0	3	1	0	19	
13	DUNN, Alex	c	4-11	0-0	2-2	6	9	15	2	10	1	2	0	2	34	
00	SHERRELL, Dion	g	5-16	2-7	6-9	1	1	2	3	18	3	1	0	0	30	
02	WEBB, Jerry	g	1-4	0-0	3-3	2	4	6	4	5	1	1	0	2	28	
03	STRAIGHT, Jay	g	5-18	2-6	2-4	1	4	5	5	14	5	5	0	1	38	
05	LEWIS, Kevin	g	2-6	0-2	0-0	2	1	3	4	4	1	1	2	1	20	
14	EBERT, James	g	1-2	1-2	0-0	0	1	1	1	3	0	0	0	0	5	
54	WABBINGTON, Derek	g	2-6	0-0	3-7	2	3	5	5	7	0	1	1	0	26	
Team						1	1	2								
Totals			21-65	5-17	16-25	18	28	46	28	63	11	15	4	6	200	

FG % 1st Half: 8-32 25.0% 2nd half: 13-33 39.4% Game: 21-65 32.3%
 3FG % 1st Half: 2-9 22.2% 2nd half: 3-8 37.5% Game: 5-17 29.4%
 FT % 1st Half: 3-5 60.0% 2nd half: 13-20 65.0% Game: 16-25 64.0%

Deadball
Rebounds
3

UNLV 70 • 16-12

##		Player	Total	3-Ptr	Rebounds	Off Def Tot		PF	TP	A	TO	Blk	Stl	Min		
			FG-FGA	FT-FTA												
00		BLANKSON, Odartey	f	1-10	1-3	2-2	2	8	10	3	5	2	1	0	34	
22		AMUNDSON, Louis	f	1-1	0-0	0-2	0	3	3	3	2	0	1	0	16	
03		UMEH, Michael	g	8-13	4-5	1-4	0	5	5	1	21	2	1	0	31	
11		MORGAN, Ricky	g	2-7	0-2	18-19	2	2	4	3	22	2	2	0	23	
12		HANNAN, Andy	g	0-2	0-0	0-0	3	0	3	0	0	0	0	0	13	
01		BECK, Romel	g	2-11	1-2	0-0	3	1	4	3	5	0	3	2	19	
05		TERRY, Curtis	g	3-6	1-3	0-0	0	3	3	1	7	1	0	0	15	
10		BLASSINGAME, Jerel	g	0-3	0-1	2-2	0	0	0	3	2	6	1	0	18	
30		ANTHONY, Joel	g	2-3	0-0	0-0	3	5	8	3	4	0	2	3	1	24
41		VILLEPIGUE, Dustin	g	1-3	0-0	0-0	2	2	4	2	2	0	1	0	0	7
		Team					0	3	3							
Totals				20-59	7-16	23-29	15	32	47	22	70	13	12	6	7	200

FG % 1st Half: 12-31 38.7% 2nd half: 8-28 28.6% Game: 20-59 33.9%
 3FG % 1st Half: 4-8 50.0% 2nd half: 3-8 37.5% Game: 7-16 43.8%
 FT % 1st Half: 0-0 0.0% 2nd half: 23-29 79.3% Game: 23-29 79.3%

Deadball
Rebounds
2

Officials: Bob Staffen, Kelly Self, Larry Spaulding
 Technical fouls: University of Wyoming-None. UNLV-None.
 Attendance: 7603

Score by periods	1st	2nd	Total
University of Wyoming	21	42	63
UNLV	28	42	70

Points	In	Off	2nd	Fast	Bench
WY	22	10	16	2	14
LV	22	12	12	2	20

Last FG - WY 2nd-00:04, LV 2nd-02:05.
 Largest lead - WY by 4 1st-18:00, LV by 9 2nd-09:25.

Score tied - 3 times.
 Lead changed - 3 times.

2006 MW Tournament Quarterfinal #7 Wyoming 57 vs. #2 Air Force 55 March 9, 2006, Pepsi Center, Denver

Wyoming Men 57 • 13-17 (5-11 MWC)

##	Player	Total		3-Ptr		Rebounds			PF	TP	A TO Blk Stl				Min
		FG	F-GA	FG	F-GA	FT	FTA	Off			Def	Tot	A	TO	
15	LEVEN, Steve	f	6-8	3-4	5-6	0	2	2	3	20	0	3	0	1	33
54	WABBINGTON, Derek	f	3-8	0-0	0-0	1	2	3	4	6	0	3	0	1	26
02	WILLIAMS, Justin	c	1-1	0-0	5-5	2	6	8	4	7	0	4	5	1	36
01	JONES, Brad	c	2-7	0-1	2-2	3	8	11	1	6	5	1	0	0	37
23	EWING, Brandon	g	2-8	0-3	8-8	0	1	1	3	12	0	3	0	0	28
05	LEWIS, Kevin	g	2-7	0-1	2-2	1	1	2	2	6	1	1	1	0	20
13	FORMAN, Ross	g	0-0	0-0	0-0	0	0	0	2	0	0	0	0	0	4
14	EBERT, James	g	0-0	0-0	0-0	0	0	0	0	0	0	2	0	0	3
34	ANDERSON, Chris	g	0-0	0-0	0-0	0	0	0	2	0	0	1	0	0	13
Team						1	0	1							
Totals			16-39	3-9	22-23	8	20	28	21	57	6	18	6	3	200

FG % 1st Half: 10-23 43.5% 2nd half: 6-16 37.5% Game: 16-39 41.0%
 3FG % 1st Half: 2-7 28.6% 2nd half: 1-2 50.0% Game: 3-9 33.3%
 FT % 1st Half: 1-1 100.0% 2nd half: 21-22 95.5% Game: 22-23 95.7%

Deadball
Rebounds
1,1

Air Force Men 55 • 24-6 (12-4 MWC)

##	Player	Total			Rebounds			PF	TP	A TO Blk Stl					Min
		FG-FGA	3-Ptr	FT-FTA	Off	Def	Tot			A	TO	Blk	Stl		
21	BURTSCHI, Jacob	f	2-8	0-4	1-2	2	3	5	4	5	1	2	0	1	36
34	NWABELELE, Dan	f	3-10	2-6	2-2	0	1	1	3	10	2	0	1	1	39
54	FRYE, John	c	0-3	0-2	0-0	0	2	2	0	0	1	3	0	0	16
05	McCRAW, Matt	g	4-8	2-5	2-3	1	4	5	5	12	1	2	0	1	36
15	HOOD, Antoine	g	6-9	0-1	4-7	3	3	6	2	16	2	4	0	1	40-
10	HENKE, Andrew		1-2	1-2	1-2	0	0	0	0	4	0	0	0	0	3
12	ANDERSON, Tim		2-5	0-0	4-4	0	0	0	5	8	1	0	1	3	27
20	MYERS, Hunter		0-1	0-0	0-0	1	0	1	0	0	0	0	0	0	0+
35	HOLUM, Marc		0-0	0-0	0-1	1	0	1	0	0	0	0	0	1	3
Team						1	1	2							
Totals			18-46	5-20	14-21	9	14	23	19	55	8	11	2	8	200

FG % 1st Half: 5-17 29.4% 2nd half: 13-29 44.8% Game: 18-46 39.1%
 3FG % 1st Half: 2-6 33.3% 2nd half: 3-14 21.4% Game: 5-20 25.0%
 FT % 1st Half: 6-8 75.0% 2nd half: 8-13 61.5% Game: 14-21 66.7%

Deadball
Rebounds
5,1

Officials: Verne Harris, Eric Curry, Shawn Lehigh
 Technical fouls: Wyoming Men-None. Air Force Men-None.
 Attendance:

Score by periods	1st	2nd	Total
Wyoming Men	23	34	57
Air Force Men	18	37	55

Points	In	Off	2nd	Fast	Bench
WY	16	16	7	6	0
AF	26	19	7	2	12

Last FG - WY 2nd-01:41, AF 2nd-00:01.
 Largest lead - WY by 16 2nd-16:46, AF by 2 1st-12:22.

Score tied - 3 times.
 Lead changed - 4 times.

2006 MW Tournament Semifinal #7 Wyoming 60 vs. #6 Utah 47 March 10, 2006, Pepsi Center, Denver

Wyoming Men 60 • 14-17 (5-11 MWC)

##		Player	Total		3-Ptr		Rebounds			PF	TP	A TO Blk Stl				Min
			FG	F-GA	FG	F-GA	FT	FTA	Off			Def	Tot	A	TO	
15		LEVEN, Steve	f	2-6	1-3	0-1	1	1	2	3	5	1	2	0	0	26
54		WABBINGTON, Derek	f	2-3	0-0	2-2	0	3	3	4	6	2	2	0	1	18
02		WILLIAMS, Justin	c	4-5	0-0	2-6	3	12	15	3	10	1	2	12	1	37
01		JONES, Brad	g	9-12	0-0	2-5	0	5	5	0	20	2	3	0	0	36
23		EWING, Brandon	g	5-6	1-2	6-8	0	2	2	1	17	2	3	0	2	37
05		LEWIS, Kevin	g	0-1	0-1	0-0	0	1	1	2	0	3	1	1	0	17
13		FORMAN, Ross	g	0-0	0-0	0-0	0	0	0	0	0	0	1	0	0	2
14		EBERT, James	g	0-1	0-1	0-0	0	0	0	0	0	1	0	0	0	5
34		ANDERSON, Chris	g	1-5	0-0	0-0	2	4	6	5	2	0	0	1	0	22
Team							0	1	1							
Totals				23-39	2-7	12-22	6	29	35	18	60	12	14	14	4	200

FG % 1st Half: 13-22 59.1% 2nd half: 10-17 58.8% Game: 23-39 59.0%
 3FG % 1st Half: 1-4 25.0% 2nd half: 1-3 33.3% Game: 2-7 28.6%
 FT % 1st Half: 0-2 0.0% 2nd half: 12-20 60.0% Game: 12-22 54.5%

Deadball
Rebounds
4,1

Utah Men 47 • 14-15 (6-10 MWC)

#	Player		Total		3-Ptr		Rebounds			PF	TP	A				Min
			FG-GA	FG-FGA	FT-FTA	Off	Def	Tot	A			TO	Blk	Stl		
20	MARKSON, Bryant	f	3-10	1-1	4-6	2	2	4	1	11	0	2	0	1	39	
21	GREEN, Shaun	f	1-9	1-4	1-2	1	3	4	4	4	2	1	0	0	31	
50	NEVILL, Luke	c	3-10	0-0	11-14	3	6	9	4	17	0	4	1	0	26	
01	BRYANT, Johnnie	g	3-10	0-4	0-0	1	1	2	3	6	3	2	0	0	37	
02	BORHA, Lawrence	g	3-5	1-1	0-0	1	1	2	3	7	0	0	0	3	28	
03	GRANT, Chris	g	0-2	0-1	0-0	0	0	0	0	0	0	0	0	0	9	
11	DRISDOM, Tim	g	0-0	0-0	0-0	0	0	0	0	0	0	0	0	0	5	
30	JACKSON, Chris	g	1-3	0-0	0-2	3	1	4	0	2	0	0	0	0	10	
32	JOHNS, Ricky	g	0-2	0-0	0-0	0	0	0	3	0	1	1	0	2	15	
	Team					2	1	3								
Totals			14-52	3-11	16-24	13	15	28	18	47	6	10	1	6	200	

Wyoming Cowboys

2007 MW Tournament Quarterfinal #5 Wyoming 67 vs. #4 Air Force 62 March 8, 2007, Thomas & Mack Center, Las Vegas

Wyoming 67 • 17-14

#	Player	F	Total		3-Ptr		Rebounds			PF	TP	A	TO	Blk	Stl	Min
			FG-FGA	FG-FGA	FT-FTA	Off Def Tot	PF	TP	A TO Blk Stl							
02	SPENCER, James	f	1-5	0-2	1-1	1 7 8	1	3	0 2 1 0	33						
20	TAYLOR, Joseph	f	3-5	0-0	2-2	2 4 6	4	8	0 2 1 0	31						
40	BROWN, Daaron	c	3-4	0-0	0-0	1 3 4	3	6	0 0 0 0	17						
01	JONES, Brad	g	8-13	1-4	12-15	1 4 5	5	29	4 4 0 1	40-						
23	EWING, Brandon	g	5-9	2-6	7-9	0 2 2	3	19	3 2 0 0	37						
03	OKOYE, Ike	g	0-0	0-0	0-0	1 4 5	2	0	0 1 0 0	7						
05	DERMODY, Ryan	g	1-1	0-0	0-0	1 0 1	5	2	0 0 0 0	24						
31	PLATT, Eric	g	0-2	0-2	0-0	0 0 1	2	0	0 0 0 0	11						
Team						0 0 0										
Totals			21-39	3-14	22-27	7 25 32	25	67	7 11 2 1	200						
FG % 1st Half: 12-24		50.0%	2nd half: 9-15		60.0%	Game: 21-39		53.8%	Deadball							
3FG % 1st Half: 2-9		22.2%	2nd half: 1-5		20.0%	Game: 3-14		21.4%	Rebounds							
FT % 1st Half: 2-2		100.0	2nd half: 20-25		80.0%	Game: 22-27		81.5%	2,1							

Air Force 62 • 23-8

#	Player	F	Total		3-Ptr		Rebounds			PF	TP	A	TO	Blk	Stl	Min
			FG-FGA	FG-FGA	FT-FTA	Off Def Tot	PF	TP	A TO Blk Stl							
21	BURTSCHI, Jacob	f	5-10	2-3	3-9	4 5 9	2	15	1 0 0 1	39						
34	NWAELELE, Dan	f	3-9	0-4	3-6	0 4 4	3	9	0 0 0 2	37						
45	WELCH, Nick	c	2-5	0-2	0-0	1 0 1	2	4	1 0 0 0	14						
05	McCRAW, Matt	g	1-5	1-3	0-0	0 2 2	4	3	5 0 0 1	35						
12	ANDERSON, Tim	g	3-8	0-2	7-9	1 0 1	3	13	3 0 1 1	38						
10	HENKE, Andrew	g	4-6	3-4	5-7	0 1 1	4	16	1 2 0 1	30						
42	JOHNSON, Anwar	g	1-1	0-0	0-1	0 0 1	3	2	0 1 0 0	7						
54	FRYE, John	g	0-0	0-0	0-0	0 0 0	0	0	0 0 0 0	0+						
Team						1 1 2										
Totals			19-44	6-18	18-32	7 14 21	21	62	11 3 1 6	200						
FG % 1st Half: 9-24		37.5%	2nd half: 10-20		50.0%	Game: 19-44		43.2%	Deadball							
3FG % 1st Half: 3-10		30.0%	2nd half: 3-8		37.5%	Game: 6-18		33.3%	Rebounds							
FT % 1st Half: 4-6		66.7%	2nd half: 14-26		53.8%	Game: 18-32		56.3%	6							

Officials: Randy McCall, Eric Curry, Stanley Reynolds
Technical fouls: Wyoming-None. Air Force-None.
Attendance: 9813

Score by periods	1st	2nd	Total
Wyoming	28	39	67
Air Force	25	37	62

Last FG - WY 2nd-03:36, AF 2nd-00:13.
Largest lead - WY by 8 1st-15:54, AF by 1 1st-04:25.

Points	In	Off	2nd	Fast	Bench
WY	30	4	8	0	2
AF	26	9	5	4	18

Score tied - 2 times.
Lead changed - 2 times.

2008 MW Tournament First Round #9 Colorado State 68 vs. #8 Wyoming 63 March 12, 2008, Thomas & Mack Center, Las Vegas

Colorado State 68 • 7-24

#	Player	F	Total		3-Ptr		Rebounds			PF	TP	A	TO	Blk	Stl	Min
			FG-FGA	FG-FGA	FT-FTA	Off Def Tot	PF	TP	A TO Blk Stl							
13	McFARLAND, Andre	f	6-10	4-6	2-2	1 4 5	4	18	1 1 2 0	30						
04	WALKER, Marcus	g	9-17	1-7	3-4	0 2 2	2	22	5 5 0 3	39						
12	NIGON, Adam	g	4-7	0-1	2-2	1 3 4	2	10	1 5 0 2	28						
21	SIMMONS, Josh	g	0-2	0-0	0-2	0 2 2	2	0	1 2 0 0	20						
43	GARDNER, Willis	g	1-6	0-3	6-8	1 5 6	1	8	5 0 1 2	37						
03	CLAYMAN, Flynn	g	3-5	1-2	1-2	2 5 7	1	8	0 1 3 0	23						
11	COHEN, David	g	0-0	0-0	0-0	0 0 0	0	0	0 0 0 0	1						
22	WOODARD, Jesse	g	0-3	0-2	0-2	0 0 0	5	0	1 1 0 0	16						
23	AGUILAR, Ronnie	g	1-1	0-0	0-0	0 0 1	1	5	2 0 0 0	0						
Team						0 2 2										
Totals			24-51	6-21	14-22	5 24 29	22	68	14 15 6 8	200						
FG % 1st Half: 10-23		43.5%	2nd half: 14-28		50.0%	Game: 24-51		47.1%	Deadball							
3FG % 1st Half: 5-13		38.5%	2nd half: 1-8		12.5%	Game: 6-21		28.6%	Rebounds							
FT % 1st Half: 6-12		50.0%	2nd half: 8-10		80.0%	Game: 14-22		63.6%	4,4							

Wyoming 63 • 12-18

#	Player	F	Total		3-Ptr		Rebounds			PF	TP	A	TO	Blk	Stl	Min
			FG-FGA	FG-FGA	FT-FTA	Off Def Tot	PF	TP	A TO Blk Stl							
05	DERMODY, Ryan	f	1-10	1-5	0-0	1 8 9	2	3	2 4 1 1	38						
21	JOHNSON, Tyson	f	3-4	0-0	1-3	1 3 4	4	7	2 2 0 0	21						
13	LINSKENS, Mikhail	c	0-4	0-0	0-0	0 4 4	0	0	0 0 0 0	8						
01	JONES, Brad	g	3-7	1-1	3-3	2 0 2	1	10	1 2 0 0	36						
23	EWING, Brandon	g	7-14	2-6	13-13	0 1 1	4	29	1 6 0 0	39						
20	TAYLOR, Joseph	g	4-12	1-1	0-0	3 4 7	5	9	1 1 1 0	24						
31	PLATT, Eric	g	0-1	0-1	0-0	0 0 0	0	1	0 0 0 0	11						
32	NELSON, Travis	g	2-4	0-0	1-1	3 2 5	4	5	1 2 0 1	16						
55	BUNKER, Travis	g	0-0	0-0	0-0	0 0 0	0	0	1 0 0 0	7						
Team						0 2 2										
Totals			20-56	5-14	18-20	10 24 34	20	63	9 19 2 2	200						
FG % 1st Half: 11-32		34.4%	2nd half: 9-24		37.5%	Game: 20-56		35.7%	Deadball							
3FG % 1st Half: 4-9		44.4%	2nd half: 1-5		20.0%	Game: 5-14		35.7%	Rebounds							
FT % 1st Half: 10-11		90.9%	2nd half: 8-9		88.9%	Game: 18-20		90.0%	0,2							

Officials: Scott Thornley, Bob Staffen, Mike Littlewood
Technical fouls: Colorado State-TEAM. Wyoming-NELSON, Travis.
Attendance: 4190

Score by periods	1st	2nd	Total
Colorado State	31	37	68
Wyoming	36	27	63

Last FG - CS 2nd-02:15, WY 2nd-01:26.
Largest lead - CS by 6 2nd-06:44, WY by 7 2nd-14:33.

Points	In	Off	2nd	Fast	Bench
CS	26	15	3	16	10
WY	20	15	11	0	14

Score tied - 2 times.
Lead changed - 7 times.

2007 MW Tournament Semifinal #5 Wyoming 84 vs. #1 BYU 96 March 9, 2007, Thomas & Mack Center, Las Vegas

Wyoming 84 • 17-15

#	Player		Total		3-Ptr		Rebounds			PF	TP	A	TO	Blk	Stl	Min
			FG-FGA	FG-FGA	FT-FTA	Off	Def	Tot								
20	TAYLOR, Joseph	f	3-5	1-1	2-3	4	7	11	5	9	0	1	3	1	29	
40	BROWN, Daaron	f	4-9	0-0	0-0	2	6	8	4	8	1	1	0	0	25	
01	JONES, Brad	g	6-16	1-3	10-15	2	5	7	4	23	5	5	0	4	38	
02	SPENCER, James	g	1-3	0-1	0-0	0	1	1	1	2	0	3	0	0	21	
23	EWING, Brandon	g	10-22	1-6	2-3	2	0	2	4	23	4	3	0	1	39	
03	OKOYE, Ike	g	1-1	0-0	0-0	2	0	2	0	2	0	1	2	0	6	
05	DERMODY, Ryan	g	0-0	0-0	0-2	0	0	0	3	0	0	0	0	0	6	
31	PLATT, Eric	g	4-8	4-8	1-3	0	2	2	4	13	3	1	0	0	22	
32	NELSON, Travis	g	2-3	0-0	0-2	0	0	0	2	4	0	0	0	0	11	
45	SONGONDO, Bienvenu	g	0-0	0-0	0-0	0	1	1	2	0	0	0	0	0	3	
Team						3	1	4								
Totals			31-67	7-19	15-28	15	23	38	29	84	13	15	5	6	200	
FG % 1st Half: 15-33		45.5%	2nd half: 16-34		47.1%	Game: 31-67		46.3%	Deadball							
3FG % 1st Half: 2-9		22.2%	2nd half: 5-10		50.0%	Game: 7-19		36.8%	Rebounds							
FT % 1st Half: 3-7		42.9%	2nd half: 12-21		57.1%	Game: 15-28		53.6%	4							

Wyoming Cowboys

2009 MW Tournament Semifinal #6 Wyoming 55 vs. #2 Utah 68 March 13, 2009, Thomas & Mack Center, Las Vegas

Wyoming 55 • 19-13

##	Player	Total		3-Ptr		Rebounds			PF	TP	A	TO	Blk	Stl	Min
		FG	FGA	FG	FGA	FT	FTA	Off Def Tot							
11	MUOJEKE, Afam	f	3-9	0-2	1-3	0	3	3	0	7	0	3	0	1	26
21	JOHNSON, Tyson	f	2-6	0-0	1-2	4	2	6	3	5	2	1	0	1	26
15	WADDELL, Adam	c	1-3	0-0	1-2	1	3	4	2	3	0	1	0	1	24
00	OGIRRI, Sean	g	2-6	1-3	7-8	1	2	3	1	12	1	2	0	1	40
23	EWING, Brandon	g	4-15	0-3	5-5	1	3	4	2	13	0	5	0	0	40
13	LINSKENS, Mikhall		0-1	0-1	0-0	0	0	0	0	0	0	0	0	0	4
25	THIAM, Djibril		3-6	0-1	2-3	0	6	6	3	8	0	2	0	1	27
51	DAVIS, A.J.		2-4	0-0	3-3	0	2	2	1	7	0	0	1	0	13
Team						2	1	3							
Totals			17-50	1-10	20-26	9	22	31	12	55	3	14	1	5	200
FG % 1st Half: 9-24 37.5%		2nd half: 8-26 30.8%		Game: 17-50 34.0%		Deadball		Rebounds		2,2					
3FG % 1st Half: 1-5 20.0%		2nd half: 0-5 0.0%		Game: 1-10 10.0%											
FT % 1st Half: 10-12 83.3%		2nd half: 10-14 71.4%		Game: 20-26 76.9%											

Utah 68 • 23-9

##	Player	Total		3-Ptr		Rebounds			PF	TP	A	TO	Blk	Stl	Min
		FG	FGA	FG	FGA	FT	FTA	Off Def Tot							
14	TILLIE, Kim	f	2-4	0-0	0-0	1	3	4	5	4	1	0	0	1	15
50	NEVILL, Luke	c	8-12	0-0	7-10	2	13	15	3	23	3	0	4	1	39
05	DRCA, Luka	g	3-9	1-6	2-2	1	2	3	2	9	8	4	0	1	31
11	BORHA, Lawrence	g	3-5	1-3	0-0	0	1	1	3	7	3	2	0	0	28
15	BROWN, Carlton	g	5-12	1-2	2-2	2	3	5	2	13	1	1	0	3	29
21	GREEN, Shaun		2-6	2-6	0-0	0	3	3	4	6	0	1	0	0	19
32	KEPKAY, Tyler		2-7	2-5	0-0	1	0	1	2	6	1	3	0	2	33
45	GRIM, Morgan		0-1	0-0	0-0	0	0	0	1	0	0	0	0	0	6
Team						1	2	3							
Totals			25-56	7-22	11-14	8	27	35	22	68	17	11	4	8	200
FG % 1st Half: 13-26 50.0%		2nd half: 12-30 40.0%		Game: 25-56 44.6%		Deadball		Rebounds		2,1					
3FG % 1st Half: 4-13 30.8%		2nd half: 3-9 33.3%		Game: 7-22 31.8%											
FT % 1st Half: 5-7 71.4%		2nd half: 6-7 85.7%		Game: 11-14 78.6%											

Officials: David Hall, Stan Reynolds, Eric Curry
Technical fouls: Wyoming-None. Utah-None.
Attendance: 11629
2009 Mountain West Conference Semifinal

Score by periods	1st	2nd	Total
Wyoming	29	26	55
Utah	35	33	68

Last FG - WY 2nd-05:47, UT 2nd-00:52.
Largest lead - WY by 2 1st-19:15, UT by 13 1st-11:36.

Points	In	Off	2nd	Fast	Bench
WY	28	12	5	2	15
UT	22	20	7	2	12

Score tied - 2 times.
Lead changed - 1 time.

2010 MW Tournament First Round #9 Air Force 59 vs. #8 Wyoming 40 March 10, 2010, Thomas & Mack Center, Las Vegas

#9 Air Force 59 • 10-20

##	Player	Total		3-Ptr		Rebounds			PF	TP	A	TO	Blk	Stl	Min
		FG	FGA	FG	FGA	FT	FTA	Off Def Tot							
14	LYONS, Michael	f	5-11	1-5	0-0	2	3	5	0	11	3	2	0	1	38
50	PARKER, Grant	f	6-10	2-5	1-2	0	3	3	2	15	1	1	0	0	32
33	MCLAIN, Mike	c	3-4	0-0	0-0	0	1	1	2	6	1	1	0	1	19
10	FLETCHER, Todd	g	3-5	2-4	1-1	1	1	2	4	9	2	0	0	1	19
35	WASHINGTON, Evan	g	2-7	0-2	2-2	1	3	4	2	6	3	4	0	0	37
05	FITZGERALD, Mike	g	0-0	0-0	0-0	0	0	0	0	0	0	0	0	0	3
20	FOU, Tom		3-7	1-2	2-2	1	1	2	4	9	1	0	0	0	17
22	MERRIEX, Avery		0-2	0-0	0-0	0	2	2	1	0	3	0	0	1	22
24	BROOKS, Derek		1-2	1-2	0-0	0	1	1	4	3	0	1	0	0	3
34	BROEKHUIS, Taylor		0-0	0-0	0-0	0	1	1	0	0	1	1	0	0	3
Team						3	1	4							
Totals			23-48	7-20	6-7	8	17	25	19	59	15	10	0	4	200
FG % 1st Half: 13-26 50.0%		2nd half: 10-22 45.5%		Game: 23-48 47.9%		Deadball		Rebounds		0,3					
3FG % 1st Half: 4-12 33.3%		2nd half: 3-8 37.5%		Game: 7-20 35.0%											
FT % 1st Half: 2-3 66.7%		2nd half: 4-4 100.0		Game: 6-7 85.7%											

#8 Wyoming 40 • 10-21

##	Player	Total		3-Ptr		Rebounds			PF	TP	A	TO	Blk	Stl	Min
		FG	FGA	FG	FGA	FT	FTA	Off Def Tot							
05	DERMODY, Ryan	f	2-9	2-9	0-0	0	3	3	1	6	0	1	0	0	35
25	THIAM, Djibril	f	1-4	0-1	0-1	1	4	5	3	2	0	1	0	2	33
15	WADDELL, Adam	c	4-5	0-0	4-7	1	3	4	2	12	0	0	1	0	30
02	BOUEDO, Arthur	g	0-2	0-2	0-2	0	2	2	0	2	3	0	0	0	16
04	JACKSON, Desmar	g	7-9	0-1	4-7	1	4	5	3	18	2	7	1	1	39
22	M'BAYE, Amath		1-2	0-1	0-2	0	1	1	4	2	1	0	0	0	17
35	HARRISON, Daylen		0-2	0-2	0-0	0	1	1	0	0	2	1	0	1	30
Team						0	0	0							
Totals			15-33	2-16	8-19	3	18	21	13	40	7	13	2	4	200
FG % 1st Half: 7-14 50.0%		2nd half: 8-19 42.1%		Game: 15-33 45.5%		Deadball		Rebounds		6					
3FG % 1st Half: 1-5 20.0%		2nd half: 1-11 9.1%		Game: 2-16 12.5%											
FT % 1st Half: 6-13 46.2%		2nd half: 2-6 33.3%		Game: 8-19 42.1%											

Officials: Verne Harris, Larry Spaulding, Eric Curry
Technical fouls: #9 Air Force-None. #8 Wyoming-None.
Attendance: 5348
2010 Mountain West Conference
First Round - Air Force Advances

Score by periods	1st	2nd	Total
#9 Air Force	32	27	59
#8 Wyoming	21	19	40

Points	In	Off	2nd	Fast	Bench
AF	26	17	7	2	12
WY	24	5	2	2	2

Last FG - AF 2nd-00:45, WY 2nd-05:28.
Largest lead - AF by 19 2nd-00:45, WY by 2 1st-18:57.

Score tied - 1 time.
Lead changed - 3 times.

2011 MW Tournament First Round #9 TCU 70 vs. #8 Wyoming 61 March 9, 2011, Thomas & Mack Center, Las Vegas

TCU 70 • 11-21

##		Player	Total	3-Ptr		Rebounds			PF	TP	A	TO	Blk	Stl	Min	
			FG	FGA	FT	FTA	Off	Def								Tot
12		CERINA, Nikola	f	4-8	0-0	1-1	2	8	10	5	9	2	2	1	1	30
33		GREEN, Garlon	f	5-11	0-2	0-0	0	3	3	3	10	1	4	0	1	31
10		THORNS, Hank	g	6-16	1-3	3-3	0	4	4	2	16	9	2	0	0	40
23		CADOT, J.R.	g	6-8	0-0	1-3	6	7	13	3	13	1	0	0	3	35
25		HILL, Greg	g	6-11	4-5	2-4	1	1	2	0	18	2	2	1	3	34
01		RAY, Jarvis		0-0	0-0	0-0	0	0	0	2	0	1	1	0	0	6
04		FIELDS, Amric		0-4	0-0	0-1	0	0	0	2	0	1	1	1	2	14
15		GACESA, Nikola		2-2	0-0	0-0	0	1	1	1	4	0	1	0	0	10
Team							0	1	1							
Totals				29-60	5-10	7-12	9	25	34	18	70	17	13	3	10	200
FG % 1st Half: 11-27 40.7%			2nd half: 18-33 54.5%		Game: 29-60 48.3%		Deadball		Rebounds		3					
3FG % 1st Half: 2-4 50.0%			2nd half: 3-6 50.0%		Game: 5-10 50.0%											
FT % 1st Half: 3-4 75.0%			2nd half: 4-8 50.0%		Game: 7-12 58.3%											

Wyoming Cowboys

2013 MW Tournament First Round #8 Wyoming 85 vs. #9 Nevada 81 March 12, 2013, Thomas & Mack Center, Las Vegas

Nevada 81 • 12-19

#	Player	Total		3-Ptr		Rebounds			PF	TP	A TO Blk Stl				Min
		FG	FGA	FT	FTA	Off	Def	Tot							
13	HUFF, Cole	f	3-5	1-2	0-0	2	3	5	3	7	0	0	0	1	24
33	PANZER, Kevin	f	1-3	0-1	1-2	2	1	3	4	3	1	3	0	0	16
00	COLEMAN, Marquese	g	5-8	1-1	3-4	3	4	7	5	14	2	1	0	1	38
24	BURTON, Deonte	g	8-18	3-8	8-11	2	1	3	5	27	6	2	1	0	40-
34	STORY, Malik	g	7-17	5-12	1-2	1	3	4	1	20	3	3	0	3	39
04	ELLIOTT, Devonte	g	1-2	0-0	2-3	1	2	3	5	4	0	1	0	0	15
12	FUETSCH, Keith	g	0-0	0-0	0-0	0	0	0	0	0	0	0	0	0	0+
20	BURRIS, Jordan	g	2-4	0-1	0-1	0	1	1	5	4	1	1	1	1	17
21	FALL, Ali	g	1-2	0-0	0-2	2	1	3	1	2	0	1	0	0	11
Team						0	2	2							
Totals			28-59	10-25	15-25	13	18	31	29	81	13	12	2	6	200

FG % 1st Half: 13-31 41.9% 2nd half: 15-28 53.6% Game: 28-59 47.5% Deadball Rebounds 5
3FG % 1st Half: 5-11 45.5% 2nd half: 5-14 35.7% Game: 10-25 40.0%
FT % 1st Half: 5-9 55.6% 2nd half: 10-16 62.5% Game: 15-25 60.0%

Wyoming 85 • 19-12

#	Player	Total		3-Ptr		Rebounds			PF	TP	A TO Blk Stl				Min
		FG	FGA	FT	FTA	Off	Def	Tot							
00	WASHINGTON, Leonard	f	5-8	0-2	8-13	1	4	5	3	18	2	2	0	2	25
22	NANCE JR, Larry	f	9-10	1-1	0-0	3	5	8	5	19	3	0	1	1	35
01	GILMORE, Derrius	g	6-12	3-7	2-4	0	4	4	3	17	8	4	0	0	37
02	GRABAU, Riley	g	2-6	1-4	4-4	0	2	2	2	9	1	1	0	0	37
14	ADAMS, Josh	g	1-3	1-3	7-11	0	3	3	1	10	3	4	0	2	32
11	COOKE JR, Derek	g	3-7	0-0	2-3	3	1	4	2	8	0	0	0	0	17
20	SOBEY, Nathan	g	1-1	1-1	1-2	0	2	2	1	4	0	1	0	0	15
21	HALDORSON, Austin	g	0-0	0-0	0-0	0	0	0	0	0	1	0	0	0	2
Team						0	2	2			1				
Totals			27-47	7-18	24-37	7	23	30	17	85	18	13	1	5	200

FG % 1st Half: 11-23 47.8% 2nd half: 16-24 66.7% Game: 27-47 57.4% Deadball Rebounds 8
3FG % 1st Half: 5-11 45.5% 2nd half: 2-7 28.6% Game: 7-18 38.9%
FT % 1st Half: 5-8 62.5% 2nd half: 19-29 65.5% Game: 24-37 64.9%

Officials: Randy McCall, David Hall, Verne Harris

Technical fouls: Nevada-PANZER, Kevin. Wyoming-None.

Attendance: 4712

2013 Reese's MW Men's Basketball Championship First Round

No. 8 seed Wyoming vs. No. 9 seed Nevada

Winner advances to Wednesday's quarterfinal vs. No. 1 New Mexico

Score by periods	1st	2nd	Total
Nevada	36	45	81
Wyoming	32	53	85

	In	Off	2nd	Fast	Bench
Points	Paint	T/O	Chance	Break	
NV	28	21	12	10	10
WY	28	22	10	4	12

Last FG - NV 2nd-00:07, WY 2nd-01:15.

Largest lead - NV by 7 1st-12:11, WY by 12 2nd-13:30.

Score tied - 2 times.
Lead changed - 4 times.

2014 MW Tournament Quarterfinal #5 Wyoming 67 at #4 UNLV 71 March 13, 2014, Thomas & Mack Center, Las Vegas

Wyoming 67 • 18-14

#	Player	Total		3-Ptr		Rebounds			PF	TP	A TO Blk Stl				Min
		FG	FGA	FT	FTA	Off	Def	Tot							
11	COOKE JR, Derek	f	3-6	0-0	1-3	4	6	10	3	7	2	3	1	2	29
02	GRABAU, Riley	g	0-3	0-3	0-0	0	3	3	4	0	1	1	0	1	38
14	ADAMS, Josh	g	10-18	3-5	1-2	0	7	7	3	24	3	3	2	1	39
15	GRANBERRY, Jerron	g	6-13	3-8	3-3	0	2	2	2	18	1	0	1	0	38
20	SOBEY, Nathan	g	7-16	2-7	2-6	2	5	7	4	18	3	1	0	1	37
13	BENTZ, Jack	g	0-0	0-0	0-0	0	0	0	0	0	0	0	0	0	6
21	HALDORSON, Austin	g	0-0	0-0	0-0	0	0	0	0	0	0	0	0	0	2
43	SELLERS, Matt	g	0-0	0-0	0-0	0	1	1	1	0	0	0	0	0	11
Team						1	1	2			2				
Totals			26-56	8-23	7-14	7	25	32	17	67	10	10	4	5	200

FG % 1st Half: 11-25 44.0% 2nd half: 15-31 48.4% Game: 26-56 46.4% Deadball Rebounds 4
3FG % 1st Half: 4-12 33.3% 2nd half: 4-11 36.4% Game: 8-23 34.8%
FT % 1st Half: 1-2 50.0% 2nd half: 6-12 50.0% Game: 7-14 50.0%

UNLV 71 • 20-12

#	Player	Total		3-Ptr		Rebounds			PF	TP	A TO Blk Stl				Min
		FG	FGA	FT	FTA	Off	Def	Tot							
02	BIRCH, Khem	f	2-6	0-0	4-6	2	7	9	4	8	4	0	1	0	34
05	WOOD, Christian	c	1-4	0-1	0-0	1	3	4	2	2	0	3	1	0	12
03	OLEKAIBE, Kevin	g	0-1	0-0	3-4	0	1	1	1	3	1	0	0	0	33
22	KENDRICK, Jelan	g	1-7	0-4	1-2	0	1	1	0	3	4	0	0	0	15
33	SMITH, Deville	g	4-7	3-5	4-5	2	1	3	1	15	1	2	0	2	29
01	SMITH, Roscoe	g	8-12	0-0	2-4	5	8	13	2	18	0	1	0	0	32
10	COOK, Daquan	g	0-3	0-1	0-0	0	1	1	1	0	0	0	0	0	12
11	LOPEZ-SOSA, Carlos	g	0-0	0-0	0-0	0	0	0	0	1	0	0	0	0	1
13	DEJEAN-JONES, Bryce	g	9-17	3-6	1-4	0	3	3	3	22	4	2	0	0	32
Team						2	1	3							
Totals			25-57	6-17	15-25	12	26	38	15	71	14	8	2	2	200

FG % 1st Half: 11-31 35.5% 2nd half: 14-26 53.8% Game: 25-57 43.9% Deadball Rebounds 5
3FG % 1st Half: 4-11 36.4% 2nd half: 2-6 33.3% Game: 6-17 35.3%
FT % 1st Half: 2-3 66.7% 2nd half: 13-22 59.1% Game: 15-25 60.0%

Officials: David Hall, Bob Staffen, Randy Heimerman

Technical fouls: Wyoming-None. UNLV-None.

Attendance: 9654

No. 4 seed UNLV vs. No. 5 seed Wyoming

2014 Reese's Mountain West Men's Championships Quarterfinal Round

Winner advances to Friday's semifinals at 6 pm

Score by periods	1st	2nd	Total
Wyoming	27	40	67
UNLV	28	43	71

	In	Off	2nd	Fast	Bench
Points	Paint	T/O	Chance	Break	
WY	30	14	10	6	0
LV	30	13	15	7	40

Last FG - WY 2nd-00:10, LV 2nd-03:16.

Largest lead - WY by 7 1st-06:57, LV by 13 2nd-03:16.

Score tied - 9 times.
Lead changed - 6 times.

2013 MW Tournament Quarterfinal #8 Wyoming 46 vs. #1 New Mexico 59 March 13, 2013, Thomas & Mack Center, Las Vegas

Wyoming 46 • 19-13

#	Player	Total		3-Ptr		Rebounds			PF	TP	A TO Blk Stl				Min
		FG	FGA	FT	FTA	Off	Def	Tot							
00	WASHINGTON, Leonard	f	3-7	0-1	0-0	1	5	6	5	6	1	3	0	2	23
22	NANCE JR, Larry	f	4-9	0-2	6-9	3	3	6	4	14	0	0	0	0	36
01	GILMORE, Derrius	g	4-17	4-10	2-2	1	2	3	3	14	3	4	0	0	40
02	GRABAU, Riley	g	0-5	0-5	0-0	0	1	1	4	0	4	1	0	0	37
14	ADAMS, Josh	g	5-10	2-5	0-0	0	1	1	2	12	2	2	0	0	34
11	COOKE JR, Derek	g	0-2	0-0	0-2	4	2	6	1	0	1	0	0	0	19
13	BENTZ, Jack	g	0-0	0-0	0-0	0	1	1	0	0	0	0	0	0	1
20	SOBEY, Nathan	g	0-0	0-0	0-0	0	0	0	2	0	0	0	0	0	8
21	HALDORSON, Austin	g	0-0	0-0	0-0	0	0	0	0	0	0	0	0	0	0+
23	McMANAMEN, Jason	g	0-0	0-0	0-0	0	0	0	1	0	0	0	0	0	2
Team						3	1	4							
Totals			16-50	6-23	8-13	12	16	28	22	46	11	10	0	5	200

FG % 1st Half: 8-25 32.0% 2nd half: 8-25 32.0% Game: 16-50 32.0% Deadball Rebounds 3,3
3FG % 1st Half: 4-15 26.7% 2nd half: 2-8 25.0% Game: 6-23 26.1%
FT % 1st Half: 4-7 57.1% 2nd half: 4-6 66.7% Game: 8-13 61.5%

#15/14 New Mexico 59 • 27-5

#	Player	Total		3-Ptr		Rebounds			PF	TP	A TO Blk Stl				Min
		FG	FGA	FT	FTA	Off	Def	Tot							
41	BAIRSTOW, Cameron	f	3-8	0-0	8-9	5	3	8	3	14	1	1	2	0	37
53	KIRK, Alex	c	2-5	0-0	3-3	1	4	5	4	7	0	2	0	0	19
03	GREENWOOD, Hugh	g	2-5	1-2	0-2	2	4	6	2	5	1	2	1	3	31
10	WILLIAMS, Kendall	g	1-4	0-0	4-6	0	4	4	2	6	4	2	1	0	35
21	SMITH, Tony	g	4-11	2-5	5-6	0	3	3	0	15	2	1	0	2	35
01	THOMAS, Cleveland	g	1-2	0-0	1-2	1	0	1	0	3	0	0	0	0	5
04	ADAMS, Chad	g	2-4	0-1	0-1	1	2	3	1	4	2	1	1	1	25
13	FENTON, Jamal	g	2-3	1-1	0-0	0	2	2	2	5	2	0	0	0	13
Team						0	1	1							
Totals			17-42	4-9	21-29	10	23	33	14	59	12	9	5	6	200

FG % 1st Half

Wyoming Cowboys

2015 MW Tournament Semifinal #4 Wyoming 71 vs. #1 Boise State 66 (OT) March 13, 2015, Thomas & Mack Center, Las Vegas

Wyoming 71 • 24-9

#	Player		Total		3-Ptr		Rebounds			PF	TP	A	TO	Blk	Stl	Min
			FG-FGA	FG-FGA	FT-FTA	Off	Def	Tot								
11	COOKE JR, Derek	f	1-3	0-0	2-3	1	6	7	4	4	0	1	1	0	0	20
22	NANCE JR, Larry	f	8-17	0-1	4-5	1	3	4	3	20	3	5	0	2	44	
01	HANKERSON JR, Charle	g	0-3	0-1	1-2	0	2	2	2	1	5	1	0	1	38	
02	GRABAU, Riley	g	2-6	1-4	8-8	0	4	4	2	13	2	3	0	0	40-	
14	ADAMS, Josh	g	9-15	3-8	6-7	1	4	5	3	27	1	4	0	3	45	
13	BENTZ, Jack	g	0-1	0-1	0-0	0	1	1	0	0	0	0	0	0	7	
23	McMANAMEN, Jason	g	2-2	2-2	0-0	0	0	0	2	6	0	1	0	1	11	
32	HERNDON, Alan	g	0-1	0-0	0-2	0	3	3	1	0	1	0	0	0	20	
Team						1	1	2								
Totals			22-48	6-17	21-27	4	24	28	17	71	12	16	1	7	225	

FG % 1st Half: 13-24 54.2% 2nd half: 6-20 30.0% OT: 3-4 75.0% Game: 22-48 45.8% Deadball Rebounds: 5,1
3FG % 1st Half: 3-6 50.0% 2nd half: 2-10 20.0% OT: 1-1 100.0% Game: 6-17 35.3%
FT % 1st Half: 7-8 87.5% 2nd half: 7-10 70.0% OT: 7-9 77.8% Game: 21-27 77.8%

Boise State 66 • 25-8

#	Player		Total		3-Ptr		Rebounds			PF	TP	A	TO	Blk	Stl	Min
			FG-FGA	FG-FGA	FT-FTA	Off	Def	Tot								
13	DUNCAN, Nick	f	4-9	3-8	0-0	1	2	3	5	11	1	1	0	2	41	
23	WEBB III, James	f	4-10	1-4	0-0	4	8	12	3	9	2	2	2	2	41	
02	MARKS, Derrick	g	6-21	2-8	3-5	1	4	5	4	17	0	4	0	1	35	
12	HADZIMEROVIC, Igor	g	0-4	0-1	6-6	2	1	3	3	6	4	2	0	0	34	
15	HUTCHISON, Chandler	g	2-4	1-1	2-2	0	1	1	2	7	1	2	0	2	22	
01	THOMPSON, Mikey	g	2-4	2-3	0-0	0	2	2	2	6	0	2	0	0	17	
04	ALLEN, Kevin	g	0-0	0-0	0-0	0	0	0	1	0	0	0	0	0	1	
21	ALFORD, Montigo	g	1-1	0-0	0-0	0	1	1	1	2	0	0	0	0	4	
22	HEYER, Rob	g	3-4	1-2	1-1	2	3	5	4	8	0	2	0	0	28	
33	WACKER, David	g	0-0	0-0	0-0	0	0	0	1	0	0	0	1	0	2	
Team						0	1	1								
Totals			22-57	10-27	12-14	10	23	33	26	66	8	16	3	7	225	

FG % 1st Half: 13-24 54.2% 2nd half: 7-27 25.9% OT: 2-6 33.3% Game: 22-57 38.6% Deadball Rebounds: 2
3FG % 1st Half: 3-9 33.3% 2nd half: 1-8 12.5% Game: 4-17 23.5%
FT % 1st Half: 5-5 100.0 2nd half: 3-4 75.0% OT: 4-5 80.0% Game: 12-14 85.7%

Officials: Verne Harris, Chris Rastatter, Bob Staffen
Technical fouls: Wyoming-None. Boise State-None.
Attendance: 9199
2015 Mountain West Men's Championships Semifinal
Winner advances to Saturday's championship game at 3 pm
Flagrant foul 1 - Wacker (BSU) 8:59 1st Half

Score by periods		1st	2nd	OT	Total			In	Off	2nd	Fast	Bench
Wyoming		36	21	14	71	Points		Paint	T/O	Chance	Break	
Boise State		38	19	9	66	WY		24	7	2	6	
						BSU		20	17	11	0	16

Last FG - WY OT-00:39, BSU OT-00:11.
Largest lead - WY by 6 2nd-11:32, BSU by 12 01-03:12.
WY led for 18:32. BSU led for 21:19. Game was tied for 05:01.

Score tied - 8 times.
Lead changed - 1 time.

2016 MW Tournament First Round #8 Wyoming 70 vs. #9 Utah State 88 March 9, 2016, Thomas & Mack Center, Las Vegas

#9 Utah State 88 • 16-14

#	Player		Total		3-Ptr		Rebounds			PF	TP	A	TO	Blk	Stl	Min
			FG-FGA	FG-FGA	FT-FTA	Off	Def	Tot								
12	EVANS, Lew	f	0-1	0-1	0-0	1	2	3	3	0	1	0	0	0	17	
22	TAYLOR, Quinn	f	3-6	0-0	0-0	0	3	4	7	5	6	2	1	0	0	24
04	RECTOR, Shane	g	7-15	3-6	7-8	1	5	6	4	24	2	3	0	0	35	
14	MOORE, Jalen	g	7-15	2-6	3-3	1	8	9	1	19	5	1	0	0	40	
34	SMITH, Chris	g	7-12	4-6	2-2	1	2	3	4	20	4	1	0	0	30	
02	PERKINS, Darius	g	0-1	0-1	0-0	0	0	0	3	0	0	2	0	0	6	
05	PEARRE, Julian	g	6-11	2-5	0-1	1	4	5	1	14	4	0	0	1	29	
50	JONES, Elston	g	1-3	0-0	3-4	2	4	6	3	5	1	0	2	0	19	
Team						1	0	1								
Totals			31-64	11-25	15-18	11	29	40	24	88	19	8	2	1	200	

FG % 1st Half: 19-33 57.6% 2nd half: 12-31 38.7% Game: 31-64 48.4% Deadball Rebounds: 1
3FG % 1st Half: 7-12 58.3% 2nd half: 4-13 30.8% Game: 11-25 44.0%
FT % 1st Half: 2-4 50.0% 2nd half: 13-14 92.9% Game: 15-18 83.3%

#8 Wyoming 70 • 14-18

#	Player		Total		3-Ptr		Rebounds			PF	TP	A	TO	Blk	Stl	Min
			FG-FGA	FG-FGA	FT-FTA	Off	Def	Tot								
05	HERNDON, Alan	f	5-8	1-3	5-7	2	8	10	4	16	0	0	0	0	38	
21	BARNES, Jonathan	c	1-1	0-0	0-2	1	0	1	1	2	0	0	0	0	9	
11	LIEBERMAN, Jeremy	g	0-5	0-5	3-3	0	4	4	3	0	1	0	0	0	35	
14	ADAMS, Josh	g	4-17	2-9	8-8	1	3	4	4	18	5	1	0	0	38	
23	McMANAMEN, Jason	g	6-15	2-10	9-12	1	1	2	2	23	0	2	0	1	37	
03	AKA GORSKI, Alexander	g	3-4	0-1	2-2	1	2	3	3	8	1	0	0	0	26	
33	NAUGHTON, Jordan	g	0-1	0-0	0-0	0	4	4	2	0	0	0	0	0	17	
Team						0	0	0								
Totals			19-51	5-28	27-34	6	22	28	20	70	6	8	0	1	200	

FG % 1st Half: 8-25 32.0% 2nd half: 11-26 42.3% Game: 19-51 37.3% Deadball Rebounds: 4,2
3FG % 1st Half: 4-15 26.7% 2nd half: 1-13 7.7% Game: 5-28 17.9%
FT % 1st Half: 10-14 71.4% 2nd half: 17-20 85.0% Game: 27-34 79.4%

Officials: Chris Rastatter, Tom O'Neill, Jimmy Casas
Technical fouls: #9 Utah State-None. #8 Wyoming-None.
Attendance: 5970
2016 Mountain West Men's Championships First Round
Winner advances to Thursday's quarterfinal vs #1 San Diego State at 12 pm

Score by periods		1st	2nd	Total			In	Off	2nd	Fast	Bench
#9 Utah State		47	41	88	Points		Paint	T/O	Chance	Break	
#8 Wyoming		30	40	70	USU		28	10	11	2	19
					WY		26	8	9	0	8

Last FG - USU 2nd-00:13, WY 2nd-00:41.
Largest lead - USU by 25 1st-06:52, WY None.
USU led for 39:08. WY led for 00:00. Game was tied for 00:24.

Score tied - 0 times.
Lead changed - 0 times.

2015 MW Tournament Championship #4 Wyoming 45 vs. #2 San Diego State 43 March 14, 2015, Thomas & Mack Center, Las Vegas

Wyoming 45 • 25-9

#	Player		Total		3-Ptr		Rebounds			PF	TP	A	TO	Blk	Stl	Min
			FG-FGA	FG-FGA	FT-FTA	Off	Def	Tot								
11	COOKE JR, Derek	f	1-2	0-0	5-5	3	4	7	1	7	2	0	0	0	36	
22	NANCE JR, Larry	f	6-14	2-5	0-0	1	5	6	3	14	3	1	2	0	39	
01	HANKERSON JR, Charle	g	2-3	2-3	0-0	0	1	1	2	6	1	0	0	0	33	
02	GRABAU, Riley	g	2-9	2-7	1-2	0	4	4	0	7	0	3	0	0	34	
14	ADAMS, Josh	g	4-13	2-5	0-0	0	3	3	3	10	1	2	0	0	38	
13	BENTZ, Jack	g	0-1	0-0	0-0	0	0	0	0	0	0	0	0	0	7	
23	McMANAMEN, Jason	g	0-0	0-0	1-2	1	0	1	1	1	1	1	0	0	8	
32	HERNDON, Alan	g	0-0	0-0	0-0	0	1	1	0	0	0	0	0	0	5	
Team						0	3	3								
Totals			15-42	8-20	7-9	5	21	26	10	45	9	7	2	0	200	

FG % 1st Half: 10-20 50.0% 2nd half: 5-22 22.7% Game: 15-42 35.7% Deadball Rebounds: 3,1
3FG % 1st Half: 5-9 55.6% 2nd half: 3-11 27.3% Game: 8-20 40.0%
FT % 1st Half: 3-4 75.0% 2nd half: 4-5 80.0% Game: 7-9 77.8%

San Diego State 43 • 26-8

#	Player		Total		3-Ptr		Rebounds			PF	TP	A	TO	Blk	Stl	Min
			FG	FGA	FG	FGA	FT	FTA	Off							
00	SPENCER, Skylar	f	1-3	0-0	0-0	4	3	7	3	2	0	0	2	0	27	
05	POLEE II, Dwayne	f	0-3	0-2	2-2	0	1	1	2	2	1	1	0	0	15	
13	SHEPARD, Winston	f	2-10	0-2	2-2	3	4	7	1	6	2	1	1	0	27	
20	O'BRIEN, JJ	f	4-9	0-0	4-4	1	4	5	1	12	2	1	0	0	39	
00	QUINN, Aqeel	g	0-5	0-4	0-0	0	1	1	4	0	2	0	0	2	28	
03	CHOL, Angelo	g	0-1	0-0	0-0	0	1	1	1	0	0	0	0	0	4	
12	KELL, Trey	g	1-2	0-0	0	0	2	2	1	2	1	1	0	0	12	
21	POPE, Malik	g	5-7	2-4	1-2	1	1	2	1	13	0	0	1	0	23	
40	SHRIGLEY, Matt	g	2-6	2-5	0-0	0	1	1	1	6	0	0	0	0	25	
Team						0	3	3								
Totals			15-46	4-17	9-10	9	21	30	15	43	8	4	4	2	200	
FG % 1st Half: 9-22			40.9%	2nd half: 6-24	25.0%	Game: 15-46			32.6%							
3rd % 1st Half: 3-9			33.3%	2nd half: 1-8	12.5%	Game: 1-8			12.5%							
FT % 1st Half: 4-4			100.0%	2nd half: 5-6	83.3%	Game: 9-10			90.0%							
																Deadball Rebounds 1

Wyoming Cowboys

2018 MW Tournament First Round #6 Wyoming 74 vs. #11 San Jose State 61 March 7, 2018, Thomas & Mack Center, Las Vegas

San José State 61 • 4-26

#	Player	Total		3-Ptr		Rebounds			PF	TP	A TO Blk			Stl	Min
		FG-FGA	FG-FGA	FT-FTA	FT-FTA	Off	Def	Tot							
05	FISHER, Keith	f	2-6	0-0	0-0	1	3	4	5	4	0	2	0	1	19
32	WELAGE, Ryan	f	9-16	5-8	2-2	0	5	5	1	25	1	1	0	0	40
13	BARRY, Oumar	c	2-4	0-2	0-0	2	3	5	4	4	1	1	0	0	21
21	JAMES, Jalen	g	0-3	0-1	0-0	0	4	4	0	0	3	3	0	0	19
25	HILLSMAN, Jaycee	g	9-16	3-6	3-4	1	3	4	2	24	4	5	0	0	37
10	NICHOLS, Isaiiah	g	1-3	0-0	0-0	1	2	3	0	2	1	0	1	0	13
12	SIMMONS, Caleb	g	0-0	0-0	2-2	0	1	1	1	2	2	2	0	1	16
20	BAUMANN, Noah	g	0-1	0-1	0-0	0	0	0	2	0	1	0	0	0	16
41	CHASTAIN, Ashtin	g	0-2	0-0	0-0	0	2	2	1	0	0	0	0	0	19
Team						1	1	2							
Totals			23-51	8-18	7-8	6	24	30	16	61	13	14	1	2	200

FG % 1st Half: 12-26 46.2% 2nd half: 11-25 44.0% Game: 23-51 45.1%
3FG % 1st Half: 4-7 57.1% 2nd half: 4-11 36.4% Game: 8-18 44.4%
FT % 1st Half: 2-2 100.0 2nd half: 5-6 83.3% Game: 7-8 87.5%

Wyoming Cowboys 74 • 20-12

#	Player	Total		3-Ptr		Rebounds			PF	TP	A TO Blk			Stl	Min
		FG-FGA	FG-FGA	FT-FTA	FT-FTA	Off	Def	Tot							
02	MOEMEKA, Andrew	f	1-2	0-0	0-0	1	2	3	1	2	0	0	1	2	22
05	HERNDON, Alan	f	6-7	2-3	1-3	1	3	4	2	15	2	0	1	2	26
20	DALTON, Hayden	f	4-14	1-7	1-2	1	3	4	1	10	6	1	0	3	27
01	JAMES, Justin	g	9-9	3-3	3-3	0	4	4	1	24	3	1	0	3	26
10	KELLEY, Cody	g	2-2	1-1	1-2	0	2	2	0	6	4	2	0	0	16
00	REDDING, Nyaires	g	0-3	0-2	0-0	0	0	0	2	0	2	0	0	0	15
03	AKA GORSKI, Alexander	g	4-10	3-9	0-0	0	2	2	11	0	1	0	0	0	27
12	MALDONADO, Hunter	g	0-1	0-1	0-0	1	2	3	1	0	1	0	0	0	11
13	EVERBUCK, Sam	g	0-0	0-0	0-0	0	0	0	0	0	0	1	0	0	3
14	MUELLER, Austin	g	0-2	0-1	0-0	1	0	1	2	0	0	1	0	0	10
15	JONES, Brodricks	g	0-1	0-0	0-0	1	0	1	0	0	0	1	0	0	3
24	ADAMS, Louis	g	3-6	0-1	0-0	0	3	3	0	6	2	0	0	0	14
Team						1	0	1							
Totals			29-57	10-28	6-10	7	21	28	12	74	20	9	3	9	200

FG % 1st Half: 16-30 53.3% 2nd half: 13-27 48.1% Game: 29-57 50.9%
3FG % 1st Half: 3-12 25.0% 2nd half: 7-16 43.8% Game: 10-28 35.7%
FT % 1st Half: 5-8 62.5% 2nd half: 1-2 50.0% Game: 6-10 60.0%

Officials: Verne Harris, Chris Rastatter, Randy Heimerman
Technical fouls: San José State-None. Wyoming Cowboys-None.
Attendance: 4994
2018 Mountain West Men's Basketball Championships First Round
Winner advances to Thursday's quarterfinal vs New Mexico at 8:30 pm

Score by periods			1st	2nd	Total	Points WYO	In Paint	Off T/O	2nd Chance	Fast Break	Bench
			30	31	61						
San José State			30	31	61						
Wyoming Cowboys			40	34	74						

2019 MW Tournament First Round #10 Wyoming 68 vs. #7 New Mexico 78 March 13, 2019, Thomas & Mack Center, Las Vegas

Wyoming 68 • 8-24

#	Player	Total		3-Ptr		Rebounds			PF	TP	A TO Blk			Stl	Min
		FG-FGA	FG-FGA	FT-FTA	FT-FTA	Off	Def	Tot							
11	TAYLOR, TJ	f	0-0	0-0	0-0	0	2	2	5	0	2	1	0	0	22
33	NAUGHTON, Jordan	f	4-7	0-0	2-3	1	4	5	4	10	0	1	1	0	18
00	HENDRICKS, Jake	g	3-8	3-8	0-1	0	5	5	3	9	1	0	0	1	38
01	JAMES, Justin	g	8-19	4-7	11-16	0	7	7	4	31	4	7	1	1	38
02	BANKS, A.J.	g	3-7	0-1	2-3	0	5	5	2	8	4	4	0	1	33
10	THOMPSON, Hunter	g	2-7	0-3	1-2	1	3	4	4	5	1	1	1	0	27
11	YOUNG, Trace	g	1-7	1-3	0-0	1	2	3	1	3	2	1	2	1	13
22	PORTER, Brandon	g	0-0	0-0	2-2	0	1	1	3	2	0	0	0	1	11
Team						1	3	4							
Totals			21-55	8-22	18-27	4	32	36	26	68	14	16	5	5	200

FG % 1st Half: 11-30 36.7% 2nd half: 10-25 40.0% Game: 21-55 38.2%
3FG % 1st Half: 7-12 58.3% 2nd half: 1-10 10.0% Game: 8-22 36.4%
FT % 1st Half: 9-11 81.8% 2nd half: 9-16 56.3% Game: 18-27 66.7%

New Mexico 78 • 14-17

#	Player	Total		3-Ptr		Rebounds			PF	TP	A TO Blk			Stl	Min
		FG-FGA	FG-FGA	FT-FTA	FT-FTA	Off	Def	Tot							
35	BRAGG, Carlton	f	3-7	0-0	4-8	1	6	7	4	10	0	1	0	0	18
02	JACKSON, Vance	g	8-15	3-7	7-10	1	7	8	0	26	5	2	0	4	35
10	MALUACH, Makuach	g	3-11	1-7	6-6	1	2	3	2	13	1	1	0	0	28
11	KUIPER, Dane	g	0-3	0-3	1-2	0	7	7	3	1	2	2	0	0	24
12	MATHIS, Anthony	g	1-13	1-6	3-4	3	4	7	2	6	2	0	0	2	39
03	MANGIAULT, Corey	g	2-4	0-0	0-1	0	1	1	1	4	1	2	0	1	12
01	MC GEE, Keith	g	4-6	1-2	3-3	0	1	1	4	12	0	1	0	0	12
04	PERCY, Tavian	g	0-1	0-0	0-0	0	1	1	0	0	0	0	0	0	2
15	PINCHUK, Vladimir	g	1-1	0-0	1-1	1	2	3	2	3	0	0	0	0	13
22	DRINNON, Drue	g	1-3	1-3	0-0	0	2	2	3	3	3	1	0	0	17
Team						4	1	5							
Totals			23-64	7-28	25-35	11	34	45	21	78	14	11	0	7	200

FG % 1st Half: 8-29 27.6% 2nd half: 15-35 42.9% Game: 23-64 35.9%
3FG % 1st Half: 4-13 30.8% 2nd half: 3-15 20.0% Game: 7-28 25.0%
FT % 1st Half: 7-12 58.3% 2nd half: 18-23 78.3% Game: 25-35 71.4%

Officials: Mike Reed, Greg Nixon, Shawn Lehigh
Technical fouls: Wyoming-None. New Mexico-None.
Attendance: 2019 Air Force Reserve Mountain West Men's Championships
First Round Game Two
Winner advances to Thursday's quarterfinal game vs #2 Utah State

Score by periods	1st	2nd	Total	Points	In Paint	Off T/O	2nd Chance	Fast Break	Bench
Wyoming	38	30	68	WY	24	11	3	7	10
New Mexico	27	51	78	NM	28	15	3	10	22

Last FG - WY 2nd-00:43, NM 2nd-02:14.
Largest lead - WY by 16 1st-02:32, NM by 11 2nd-00:18.
WY led for 29:47, NM led for 09:28. Game was tied for 00:45.

2018 MW Tournament Quart #6 Wyoming 85 vs. #3 New Mexico March 8, 2018, Thomas & Mack Center, Las Vegas

Wyoming Cowboys 75 • 20-13

#	Player	Total		3-Ptr		Rebounds			PF	TP	A TO Blk			Stl	Min
		FG-FGA	FG-FGA	FT-FTA	FT-FTA	Off	Def	Tot							
05	HERNDON, Alan	f	9-13	1-3	0-1	2	3	5	3	19	1	1	1	0	36
20	DALTON, Hayden	f	5-13	2-7	0-2	2	6	8	1	12	2	4	0	0	32
01	JAMES, Justin	g	3-15	0-5	3-4	0	4	4	1	9	5	3	0	2	34
10	KELLEY, Cody	g	4-6	3-5	0-0	0	0	0	4	11	4	1	0	0	28
24	ADAMS, Louis	g	1-2	0-0	5-5	1	3	4	4	7	5	2	0	1	24
00	REDDING, Nyaires	g	1-1	1-1	0-0	0	2	2	0	3	1	0	0	0	6
02	MOEMEKA, Andrew	g	1-1	0-0	1-2	1	2	3	5	3	0	0	2	0	14
03	AKA GORSKI, Alexander	g	3-6	2-5	1-1	0	0	0	4	9	2	1	0	0	18
12	MALDONADO, Hunter	g	1-1	0-0	0-0	0	0	0	0	2	0	0	0	0	8
Team						1	0	1							
Totals			28-58	9-26	10-15	7	20	27	22	75	20	12	3	3	200

FG % 1st Half: 13-23 56.5% 2nd half: 15-35 42.9% Game: 28-58 48.3%
3FG % 1st Half: 4-9 44.4% 2nd half: 5-17 29.4% Game: 9-26 34.6%
FT % 1st Half: 5-7 71.4% 2nd half: 5-8 62.5% Game: 10-15 66.7%

New Mexico 85 • 18-14

#	Player	Total			3-Ptr		Rebounds			PF	TP	A			Stl	Min
		FG	FGA	FG%	FT	FTA	Off	Def	Tot			To	Blk			
14	KUIPER, Dane	f	2-6	0-2	0-0	0	4	4	2	4	0	2	0	0	25	
15	PINCHUK, Vladimir	f	0-0	0-0	0-0	1	1	2	0	0	0	0	0	0	3	
31	SIMONS, Troy	f	6-7	2-2	1-2	1	2	3	1	15	1	0	0	2	30	
02	LOGWOOD, Sam	g	3-9	0-0	2-2	3	3	6	2	8	3	1	0	1	31	
03	JACKSON, Antino	g	2-5	1-3	6-8	0	1	1	3	11	4	1	0	2	23	
01	McNEAL, Chris	g	2-6	2-5	2-2	0	0	0	1	8	3	1	0	1	18	
05	FURSTINGER, Joe		8-13	1-1	6-7	3	6	9	2	23	3	1	2	0	25	
10	MALUACH, Makuach		4-6	0-0	0-0	0	1	1	1	8	1	0	0	0	21	
32	MATHIS, Anthony		2-7	1-4	3-5	1	4	5	2	8	4	0	0	0	24	
Team							4	3	7			1				
Totals			29-59	7-17	20-26	13	25	38	14	85	19	7	2	6	200	
FG % 1st Half: 16-33		48.5%	2nd half: 13-26		50.0%	Game: 29-59		49.2%	Deadball							
3FG % 1st Half: 3-9		33.3%	2nd half: 4-8		50.0%	Game: 7-17		41.2%	Rebounds							
FT % 1st Half: 4-4		100.0	2nd half: 16-22		72.7%	Game: 20-26		76.9%	1,1							

Wyoming Cowboys

2020 MW Tournament Quarterfinals #11 Wyoming 74 vs. #3 Nevada 71 March 5, 2020, Thomas & Mack Center, Las Vegas



Official Basketball Box Score -- Game Totals -- Final Statistics
Wyoming vs Nevada
03/05/20 8:30 pm at Las Vegas, NV



Wyoming 74 • 9-23,2-16 Mounta

#	Player	Total		3-Ptr		Rebounds		PF	TP	A	TO	Blk	Stl	Min	
		FG-FGA	FG-FGA	FT-FTA	Off	Def									
11	TAYLOR, TJ	f	2-4	0-1	4-4	2	2	4	8	1	3	0	0	17	
00	HENDRICKS, Jake		4-12	4-11	0-0	0	2	2	12	2	0	1	3	38	
02	BANKS, AJ		1-1	0-0	0-1	0	2	2	3	2	1	1	0	10	
03	MARBLE, Kwane	g	9-16	3-5	3-5	2	2	4	24	2	6	0	0	38	
24	MALDONADO, Hunter	g	1-10	1-4	2-3	0	12	12	1	5	2	0	0	38	
05	FORNSTROM, Haize		0-1	0-0	0-0	0	0	0	0	0	0	0	0	2	
10	THOMPSON, Hunter		3-5	2-2	6-6	1	1	2	4	14	1	0	0	22	
12	MILTON, Greg		1-2	1-2	0-0	2	2	4	0	3	1	0	0	14	
22	FOSTER, Kenny		3-11	0-2	0-0	3	0	3	0	6	2	0	0	21	
Team						1	7	8							
Totals			24-62	11-27	15-19	11	30	41	17	74	13	12	2	3	200

FG % 1st Half: 11-33 33.3% 2nd half: 13-29 44.8% Game: 24-62 38.7%
3FG % 1st Half: 5-11 45.5% 2nd half: 6-16 37.5% Game: 15-27 40.7%
FT % 1st Half: 6-7 85.7% 2nd half: 9-12 75.0% Game: 15-19 78.9%

Nevada 71 • 19-12,12-6 Mount

#	Player	Total		3-Ptr		Rebounds		PF	TP	A	TO	Blk	Stl	Min
		FG	FGA	FT	FTA	Off	Def							
01	Robby Robinson	1-3	0-0	0-2	3	4	7	1	2	2	0	0	0	27
12	John Carlos Reyes	1-2	0-0	1-2	0	1	1	1	3	0	1	1	0	18
02	Jalen Harris	2-13	0-5	13-16	0	9	9	5	17	4	1	0	0	36
14	Lindsey Drew	8-10	3-4	0-0	1	5	6	4	19	0	2	0	2	20
22	Jazz Johnson	5-17	3-8	2-2	1	2	3	2	15	2	3	0	2	36
05	Nisra@ Zouzoua	3-6	3-3	2-2	2	4	6	3	11	0	0	1	0	29
11	Kane Milling	0-4	0-3	0-0	1	1	1	0	1	1	0	0	0	9
15	Zane Meeks	0-2	0-2	0-0	0	1	1	0	0	0	0	0	0	12
42	K.J. Hymes	1-1	0-0	2-2	2	2	4	3	4	0	4	0	0	13
Team					0	1	1							
Totals		21-58	9-25	20-26	9	30	39	20	71	9	12	2	4	200

FG % 1st Half: 13-28 46.4% 2nd half: 8-30 26.7% Game: 21-58 36.2%
3FG % 1st Half: 7-15 46.7% 2nd half: 2-10 20.0% Game: 9-25 36.0%
FT % 1st Half: 10-14 71.4% 2nd half: 10-12 83.3% Game: 20-26 76.9%

Officials: Technical fouls: Wyoming-TEAM, Nevada-None.
Attendance: 7723
Quarterfinals
2019-20 Men's Basketball. Round: 2. Nevada vs Wyoming. Played at Thomas & Mack

Score by periods	1st	2nd	Total
Wyoming	33	41	74
Nevada	43	28	71

Last FG - WYO 2nd-01:09, NEVADA 2nd-00:10.
Largest lead - WYO by 5 2nd-02:34, NEVADA by 12 2nd-16:56.
WYO led for 08:57, NEVADA led for 23:09. Game was tied for 01:54.

Score tied - 4 times.
Lead changed - 10 times.

2021 MW Tournament First Round #8 Wyoming 111 vs. #9 San Jose St. 80 March 10, 2021, Thomas & Mack Center, Las Vegas

Official Basketball Box Score -- Game Totals -- Final Statistics
San Jose St. vs Wyoming
03/10/21 11:00 am at

San Jose St. 80 • 5-16,3-13 Mounta

#	Player	Total		3-Ptr		Rebounds		PF	TP	A	TO	Blk	Stl	Min
		FG	FGA	FT	FTA	Off	Def							
35	Ralph Agee	4-6	0-0	2-2	1	2	3	3	10	0	1	0	0	16
04	Sebastian Mendoza	3-7	2-2	0-0	0	2	2	1	8	0	2	0	0	22
10	Omari Moore	5-15	3-5	2-3	2	1	3	1	15	6	1	0	1	29
11	Richard Washington	5-18	1-6	7-7	2	2	4	3	18	6	2	0	1	40
44	Trey Smith	1-1	0-0	0	0	1	1	2	2	1	2	0	0	32
02	Jalen Dalcourt	3-5	2-3	0-0	0	4	4	2	8	1	1	0	0	22
05	Hugo Clarkin	3-5	0-1	0-0	0	0	0	1	6	1	0	0	0	9
22	Nate Laceywell	3-7	1-3	1-1	0	4	4	0	8	0	0	0	0	14
24	Michael Ofoegbu	1-1	0-0	3-5	0	2	2	4	5	0	0	0	0	7
40	Chase Courtney	0-1	0-0	0-0	1	1	2	3	0	0	1	0	0	7
50	Harminder Dhalwal	0-0	0-0	0-0	0	0	0	0	0	0	0	0	0	2
Team					3	6	9							
Totals		28-66	9-20	15-18	9	25	34	20	80	15	10	0	2	200

FG % 1st Half: 18-33 54.5% 2nd half: 10-33 30.3% Game: 28-66 42.4%
3FG % 1st Half: 7-11 63.6% 2nd half: 2-9 22.2% Game: 9-20 45.0%
FT % 1st Half: 2-3 66.7% 2nd half: 13-15 86.7% Game: 15-18 83.3%

Wyoming 111 • 14-10,7-9 Mounta

#	Player	Total		3-Ptr		Rebounds		PF	TP	A	TO	Blk	Stl	Min
		FG	FGA	FT	FTA	Off	Def							
33	IKE, Graham	12-14	0-0	8-10	1	7	8	3	32	1	1	2	0	26
01	WILLIAMS, Marcus	6-10	0-1	3-5	0	6	6	1	15	10	1	0	7	33
03	MARBLE, Kwane	2-5	1-2	2-2	0	2	2	3	7	0	0	1	0	26
24	MALDONADO, Hunter	7-12	0-2	3-3	3	6	9	2	17	6	1	1	1	32
53	DUSELL, Xavier	6-8	5-7	2-2	0	3	3	3	19	2	0	0	0	21
00	JEFFRIES, Drake	3-7	2-6	0-0	0	2	2	0	8	2	0	0	0	21
10	THOMPSON, Hunter	3-7	2-5	0-0	0	1	1	1	8	0	0	0	0	12
11	NELSON, Eoin	0-0	0-0	0-0	0	0	0	1	0	0	0	0	0	2
22	FOSTER, Kenny	1-4	1-4	2-2	1	2	3	4	5	1	0	0	0	21
25	ODEN, Jeremiah	0-0	0-0	0-0	0	0	0	3	2	0	0	0	0	6
Team					0	0	0							
Totals		40-67	11-27	20-24	5	32	37	20	111	22	4	4	8	200

FG % 1st Half: 22-34 64.7% 2nd half: 18-33 54.5% Game: 40-67 59.7%
3FG % 1st Half: 6-14 42.9% 2nd half: 5-13 38.5% Game: 11-27 40.7%
FT % 1st Half: 9-11 81.8% 2nd half: 11-13 84.6% Game: 20-24 83.3%

Officials: Jim Schipper, Larry Spaulding, David Hall
Technical fouls: San Jose St.-Ralph Agee, Wyoming-FOSTER, KENNY.
Attendance:
2020-21 Men's Basketball. Round: 0. San Jose St. vs Wyoming. Played at .

Score by periods	1st	2nd	Total
San Jose St.	45	35	80
Wyoming	59	52	111

2020 MW Tournament Semifinals #11 Wyoming 82 vs. #2 Utah State 89 March 6, 2020, Thomas & Mack Center, Las Vegas



Official Basketball Box Score -- Game Totals -- Final Statistics
Wyoming vs Utah State
03/06/20 8:30 pm at Las Vegas, NV



Wyoming 82 • 9-24,2-16 Mounta

#	Player	Total		3-Ptr		Rebounds		PF	TP	A	TO	Blk	Stl	Min
		FG	FGA	FT	FTA	Off	Def							
11	TAYLOR, TJ	1-2	0-1	1-1	0	2	2	5	3	2	0	0	0	13
00	HENDRICKS, Jake	4-8	3-7	0-0	0	4	4	5	11	2	1	0	1	38
02	BANKS, AJ	0-2	0-1	0-0	0	1	1	2	0	1	1	0	0	13
03	MARBLE, Kwane	5-13	1-3	4-4	1	2	3	4	15	3	3	1	1	28
24	MALDONADO, Hunter	5-16	2-7	2-2	1	8	9	3	14	5	3	0	1	38
05	FORNSTROM, Haize	0-0	0-0	0-0	0	0	0	2	0	0	0	0	0	1
10	THOMPSON, Hunter	5-8	4-6	3-3	0	1	1	2	17	2	0	0	0	23
12	MILTON, Greg	1-1	1-1	1-2	0	1	1	0	4	2	0	0	0	19
22	PORTER, Brandon	0-0	0-0	0-0	0	2	2	1	0	0	0	0	0	3
23	FOSTER, Kenny	6-13	4-7	2-2	0	1	1	5	18	2	0	0	1	24
Team					4	0	4							
Totals		27-63	15-33	13-14	6	22	28	29	82	19	8	1	4	200

FG % 1st Half: 11-26 42.3% 2nd half: 16-37 43.2% Game: 27-63 42.9%
3FG % 1st Half: 5-14 35.7% 2nd half: 10-19 52.6% Game: 15-33 45.5%
FT % 1st Half: 4-4 100.0% 2nd half: 9-10 90.0% Game: 13-14 92.9%

Utah State 89 • 25-8,12-6 Mounta

#	Player	Total		3-Ptr		Rebounds		PF	TP	A	TO	Blk	Stl	Min
		FG	FGA	FT	FTA	Off	Def							
34	BEAN, Justin	2-6	0-2	5-8	4	6	10	3	9	2	1	0	0	34
23	QUETA, Neemias	8-11	0-0	5-12	1	5	6	2	21	1	4	5	2	31
05	MERRILL, Sam	9-15	3-6	6-6	0	4	4	0	27	7	2	0	2	38
15	PORTER, Abel	0-0	0-0	0-0	0	0	0	0	0	2	0	0	0	5
24	BRITO, Diogo	3-6	2-5	1-3	2	3	5	3	9	5	0	1	1	37
02	BAIRSTOW, Sean	1-1	0-0	0-0	0	3	3	1	2	1	0	0	0	14
10	ANDERSON, Alphonso	2-3	0-1	4-4	0	8	8	2	8	3	1	0	0	15
22	MILLER, Brock	3-8	3-8	4-7	0	1	1	3	13	0	1	0	0	26
Team					0	1	1							
Totals		28-50	8-22	25-40	7	31	38	14	89	21	9	6	5	200

FG % 1st Half: 14-27 51.9% 2nd half: 14-23 60.9% Game: 28-50 56.0%
3FG % 1st Half: 3-12 25.0% 2nd half: 5-10 50.0% Game: 8-22 36.4%
FT % 1st Half: 7-12 58.3% 2nd half: 18-28 64.3% Game: 25-40 62.5%

Officials: Mike Reed, Larry Spaulding, Verne Harris
Technical fouls: Wyoming-MARBLE, Kwane. Utah State-None.
Attendance: 9630
Mountain West Semifinals
2019-20 Men's Basketball. Round: 3. Utah St. vs Wyoming. Played at Thomas & Ma

Score by periods	1st	2nd	Total
Wyoming	31	51	82

Wyoming Cowboys

2022 MW Tournament Quarterfinals #4 Wyoming 59 vs. #5 UNLV 56 March 10, 2022, Thomas & Mack Center, Las Vegas

Wyoming 59 • 25-7,13-5 Mounta

#	Player	Total		3-Ptr		Rebounds			PF	TP	A TO Blk Stl				Min
		FG	FGA	FT	FTA	Off	Def	Tot			A	TO	Blk	Stl	
25	Jeremiah Oden	f	1-4	0-2	0-0	1	5	6	1	2	1	2	0	0	23
33	Graham Ike	f	4-14	0-0	3-3	5	8	13	3	11	1	6	0	0	30
00	Drake Jeffries	g	2-7	2-2	0	7	7	0	8	0	0	0	1	40	40
24	Hunter Maldonado	g	5-13	0-2	1-2	2	2	4	4	11	5	5	0	0	33
53	Xavier DuSell	g	2-7	2-7	2-2	0	2	2	4	8	0	0	0	0	20
05	Brendan Wenzel	g	3-4	2-3	4-4	3	4	7	3	12	1	1	0	0	29
10	Hunter Thompson	g	0-0	0-0	0	3	3	3	0	1	2	0	0	0	10
21	Noah Reynolds	g	2-3	0-0	3-4	0	0	0	0	7	1	1	0	0	15
Team						1	2	3							
Totals			19-52	6-21	15-17	12	33	45	18	59	10	17	0	1	200
FG % 1st Half: 11-27 40.7% 2nd half: 8-25 32.0% Game: 19-52 36.5%															
3FG % 1st Half: 3-11 27.3% 2nd half: 3-10 30.0% Game: 6-21 28.6%															
FT % 1st Half: 6-7 85.7% 2nd half: 9-10 90.0% Game: 15-17 88.2%															
Deadball Rebounds: 1															

UNLV 56 • 18-14,10-8 Mount

#	Player	Total		3-Ptr		Rebounds			PF	TP	A TO Blk Stl				Min
		FG	FGA	FT	FTA	Off	Def	Tot			A	TO	Blk	Stl	
14	Royce Hamm Jr.	f	2-5	1-3	0-0	0	7	7	4	5	0	3	0	0	24
12	David Muoka	c	1-1	0-0	0-0	0	3	3	4	2	0	1	2	0	19
01	Michael Nuga	g	0-2	0-2	0-0	0	1	1	0	0	0	0	0	1	15
05	Jordan McCabe	g	1-5	0-2	0-0	0	0	0	2	2	2	0	0	2	20
13	Bryce Hamilton	g	10-23	0-5	2-3	2	5	7	4	22	3	2	0	1	39
02	Justin Webster	g	0-6	0-3	2-2	1	0	1	1	2	1	0	0	2	27
03	Donovan Williams	g	7-13	2-3	4-4	0	1	1	3	20	2	0	1	2	31
10	Keshon Gilbert	g	0-5	0-3	3-4	3	4	7	1	3	2	2	0	2	24
15	Reece Brown	g	0-0	0-0	0-0	0	0	0	0	0	0	0	0	1	1
Team						1	1	2							
Totals			21-60	3-21	11-13	7	22	29	19	56	10	8	3	10	200
FG % 1st Half: 8-27 29.6% 2nd half: 13-33 39.4% Game: 21-60 35.0%															
3FG % 1st Half: 2-12 16.7% 2nd half: 1-9 11.1% Game: 3-21 14.3%															
FT % 1st Half: 4-5 80.0% 2nd half: 7-8 87.5% Game: 11-13 84.6%															
Deadball Rebounds: 1															

Officials: Brad Ferrie, Tommy Nunez, Eric Curry
Technical fouls: Wyoming-None. UNLV-None.
Attendance:
2022-23 Men's Basketball. Round: 0. UNLV vs Wyoming. Played at Thomas & Mack C

Score by periods	1st	2nd	Total
Wyoming	31	28	59
UNLV	22	34	56

2022 MW Tournament Semifinals #4 Wyoming 61 vs. #1 Boise State 68 March 11, 2022, Thomas & Mack Center, Las Vegas

Wyoming 61 • 25-8,13-5 Mounta

#	Player	Total		3-Ptr		Rebounds			PF	TP	A TO Blk Stl				Min
		FG	FGA	FT	FTA	Off	Def	Tot			A	TO	Blk	Stl	
25	Jeremiah Oden	f	3-8	0-3	0-2	2	4	6	4	6	1	3	1	1	30
33	Graham Ike	f	8-15	0-0	2-2	2	4	6	3	18	2	1	0	1	38
00	Drake Jeffries	g	5-8	5-8	2-3	1	3	4	1	17	3	4	0	1	38
24	Hunter Maldonado	g	6-14	1-7	4-5	2	7	9	5	17	5	4	0	4	40
53	Xavier DuSell	g	0-5	0-4	0-1	1	3	4	2	0	1	1	0	0	34
05	Brendan Wenzel	g	1-2	1-2	0-0	0	1	1	1	3	0	1	0	0	10
10	Hunter Thompson	g	0-0	0-0	0-0	0	1	1	0	0	0	0	0	0	3
21	Noah Reynolds	g	0-2	0-1	0-0	0	0	0	2	0	0	1	0	0	7
Team						0	2	2							
Totals			23-54	7-25	8-13	8	25	33	18	61	12	16	1	7	200
FG % 1st Half: 10-26 38.5% 2nd half: 13-28 46.4% Game: 23-54 42.6%															
3FG % 1st Half: 2-12 16.7% 2nd half: 5-13 38.5% Game: 7-25 28.0%															
FT % 1st Half: 1-2 50.0% 2nd half: 5-11 63.6% Game: 8-13 61.5%															
Deadball Rebounds: 3															

Boise St. 68 • 26-7,15-3 Mounta

#	Player	Total		3-Ptr		Rebounds			PF	TP	A TO Blk Stl				Min
		FG	FGA	FT	FTA	Off	Def	Tot			A	TO	Blk	Stl	
02	Tyson Degenhart	f	0-2	0-2	0-0	0	1	1	2	0	0	0	0	0	18
24	Abu Kigab	f	7-15	4-8	4-4	1	5	6	3	22	4	1	0	3	37
33	Mladen Armus	f	6-6	0-0	4-5	3	10	13	3	16	0	5	1	4	36
10	Marcus Shaver Jr.	g	1-6	0-2	5-8	0	1	1	1	7	2	3	0	0	24
14	Emmanuel Akot	g	4-9	0-1	3-4	0	3	3	2	11	6	3	0	0	38
12	Max Rice	g	1-5	0-2	0-0	1	1	2	1	2	0	0	0	1	23
23	Naje Smith	g	4-6	2-4	0-0	0	3	3	3	10	0	0	1	1	22
25	Lukas Milner	g	0-0	0-0	0-0	0	0	0	1	0	0	1	1	0	2
Team						0	1	1							
Totals			23-49	6-19	16-21	5	25	30	16	68	12	13	3	9	200
FG % 1st Half: 14-29 48.3% 2nd half: 9-20 45.0% Game: 23-49 46.9%															
3FG % 1st Half: 5-12 41.7% 2nd half: 1-7 14.3% Game: 6-19 31.6%															
FT % 1st Half: 4-4 100.0 2nd half: 12-17 70.6% Game: 16-21 76.2%															
Deadball Rebounds: 1															

Officials: Larry Spaulding, Michael Irving, David Hall
Technical fouls: Wyoming-None. Boise St.-None.
Attendance:
2021-22 Men's Basketball. Round: 0. Boise St. vs Wyoming. Played at Thomas & M

Score by periods	1st	2nd	Total
Wyoming	23	38	61
Boise St.	37	31	68

2023 MW Tournament First Round #11 Wyoming 76 vs. #6 New Mexico 87 March 8, 2023, Thomas & Mack Center, Las Vegas

Wyoming Cowboys 76 • 9-22,4-14 Mounta

#	Player	Total		3-Ptr		Rebounds			PF	TP	A TO Blk Stl				Min
		FG	FGA	FT	FTA	Off	Def	Tot			A	TO	Blk	Stl	
10	Hunter Thompson	f	0-7	0-6	0-0	3	6	9	2	0	2	2	2	2	29
25	Jeremiah Oden	f	6-16	1-5	2-4	2	3	5	2	15	1	0	0	1	38
01	Brendan Wenzel	g	1-5	1-3	0-0	0	1	1	2	3	0	3	0	0	21
24	Hunter Maldonado	g	11-19	4-6	10-12	0	5	5	5	36	3	2	0	1	39
53	Xavier DuSell	g	5-10	4-7	1-2	0	3	3	1	15	1	1	0	0	38
15	Nate Barnhart	g	0-0	0-0	0-0	0	0	0	2	0	0	1	0	0	2
22	Kenny Foster	g	2-4	0-2	1-3	2	2	4	4	5	0	1	0	0	23
44	Caden Powell	g	1-2	0-0	0-0	3	2	5	2	2	1	1	0	0	10
Team						0	3	3							
Totals			26-63	10-29	14-21	10	25	35	20	76	8	11	2	4	200
FG % 1st Half: 12-29 41.4% 2nd half: 14-34 41.2% Game: 26-63 41.3%															
3FG % 1st Half: 6-16 37.5% 2nd half: 4-13 30.8% Game: 10-29 34.5%															
FT % 1st Half: 8-11 72.7% 2nd half: 6-10 60.0% Game: 14-21 66.7%															
Deadball Rebounds: 5															

New Mexico 87 • 22-10,8-10 Mount

#	Player		Total			3-Ptr			Rebounds			PF	TP	A TO Blk Stl				Min
			FG	FGA	FT	FTA	Off	Def	Tot	A	TO			Blk	Stl			
24	Morris Udeze	f	6-14	0-0	3-6	4	7	11	4	15	4	3	0	0	34			
53	Josiah Allick	f	6-7	0-0	0-0	4	2	6	4	12	0	1	1	0	32			
05	Jamal Mashburn, Jr.	g	8-20	2-6	4-4	1	5	6	3	22	3	1	0	0	37			
10	Jaelen House	g	8-15	2-6	10-10	7	7	3	28	6	1	0	3	37				
13	Javonta© Johnson	g	1-3	0-2	4-4	2	7	9	2	6	0	0	0	0	35			
00	KJ Jenkins		2-5	0-2	0-0	0	1	0	0	4	0	2	0	0	12			
02	Donovan Dent		0-1	0-1	0-0	0	0	0	1	0	0	0	0	0	7			
03	Sebastian Forsling		0-0	0-0	0-0	0	0	0	0	0	0	0	1	0	5			
34	Birima Seck		0-0	0-0	0-0	0	0	0	0	0	0	0	0	0	1			
	Team					0	0	0										
	Totals		31-65	4-17	21-24	11	29	40	17	87	13	8	2	4	200			
	FG % 1st Half: 12-32		37.5%	2nd half: 19-33		57.6%	Game: 31-65		47.7%						Deadball Rebounds 1			
	3FG % 1st Half: 1-10		10.0%	2nd half: 3-7		42.9%	Game: 4-17		23.5%									
	FT % 1st Half: 10-12		83.3%	2nd half: 11-12		91.7%	Game: 21-24		87.5%									

“

EVERY SINGLE DAY FOR US IS GOING TO BE

THE WYOMING WAY

just getting up and going to work and doing
your job. Show up with great energy,
enthusiasm, juice, and do the right work.

”

— SUNDANCE WICKS





WYOMING

BASKETBALL