



**Officials:** Verne Harris, Kevin Brill, Tommy Nunez

**Boise St. - 62**

**Record: 23-9**

NO.	Name	Min	FG			Rebounds			Fouls		TP	AS	TO	ST	Blocks		+/-
			M-A	M-A	M-A	OR	DR	TOT	PF	FD					BS	BA	
1	O'Mar Stanley	F 22:44	0-0	0-0	2-2	1	2	3	4	2	2	0	1	1	2	0	11
2	Tyson Degenhart	F 35:49	5-12	2-7	2-2	1	6	7	3	2	14	0	2	2	1	0	12
6	Pearson Carmichael	F 24:47	3-9	2-6	2-2	3	2	5	1	2	10	2	1	1	0	2	5
13	Andrew Meadow	F 35:29	4-13	2-8	2-5	4	3	7	2	5	12	0	1	3	0	1	16
11	Alvaro Cardenas	G 37:46	4-13	4-13	4-4	0	2	2	3	2	16	4	3	0	0	0	11
10	Emmanuel Ugbo	05:31	1-2	0-1	0-0	1	1	2	0	0	2	0	0	0	0	0	3
22	Javan Buchanan	15:56	1-4	1-3	1-2	2	1	3	1	1	4	0	1	1	1	0	-6
5	RJ Keene	18:04	1-2	0-1	0-0	1	8	9	1	0	2	0	0	0	0	0	4
0	Julian Bowie	03:54	0-1	0-1	0-0	0	0	0	0	0	0	0	0	0	0	0	-6
Team						0	2	2			0		1				
<b>Totals</b>			19-56	11-40	13-17	13	27	40	15	14	62	6	10	8	4	3	10

Shooting By Period		
1 <sup>st</sup> FG%	9-29	31.0%
3PT%	7-23	30.4%
FT%	3-4	75%
2 <sup>nd</sup> FG%	10-27	37.0%
3PT%	4-17	23.5%
FT%	10-13	76.9%
GM FG%	19-56	33.9%
3PT%	11-40	27.5%
FT%	13-17	76.5%

Dead Ball Rebounds: 4, 0

**Technical Fouls::NONE**

**San Diego St. - 52**

**Record: 21-9**

NO.	Name	Min	FG			Rebounds			Fouls		TP	AS	TO	ST	Blocks		+/-
			M-A	M-A	M-A	OR	DR	TOT	PF	FD					BS	BA	
31	Jared Coleman-Jones	F 33:47	3-7	1-2	0-0	2	7	9	1	1	7	0	0	0	0	2	-14
40	Miles Heide	F 32:33	0-1	0-0	0-0	0	3	3	1	2	0	0	1	1	0	0	-2
2	Nick Boyd	G 29:49	6-12	3-5	5-8	0	1	1	3	6	20	3	3	0	0	1	-8
10	BJ Davis	G 24:38	2-11	2-8	0-2	0	2	2	2	1	6	0	3	1	0	1	-6
21	Miles Byrd	G 30:31	1-6	1-4	2-2	1	4	5	2	2	5	3	2	2	3	0	-13
3	Wayne McKinney III	14:48	2-4	0-1	1-1	0	1	1	2	2	5	2	1	0	0	0	1
5	Pharaoh Compton	13:40	2-2	0-0	1-2	0	1	1	2	1	5	2	2	0	0	0	-4
24	Taj DeGourville	20:14	2-4	0-1	0-0	0	2	2	1	0	4	1	0	0	0	0	-4
Team						1	3	4			0		0				
<b>Totals</b>			18-47	7-21	9-15	4	24	28	14	15	52	11	12	4	3	4	-10

Shooting By Period		
1 <sup>st</sup> FG%	13-27	48.1%
3PT%	4-12	33.3%
FT%	3-3	100%
2 <sup>nd</sup> FG%	5-20	25.0%
3PT%	3-9	33.3%
FT%	6-12	50%
GM FG%	18-47	38.3%
3PT%	7-21	33.3%
FT%	9-15	60.0%

Dead Ball Rebounds: 4, 0

**Technical Fouls::NONE**

	BSU	SDSU
<b>Biggest lead</b>	11 (2 <sup>nd</sup> 0:19)	11 (1 <sup>st</sup> 1:24)
<b>Best Scoring Run</b>	13(2 <sup>nd</sup> 17:35)	9(1 <sup>st</sup> 5:14)
<b>Lead Changes</b>	9	
<b>Times Tied</b>	6	
<b>Time with Lead</b>	14:40	19:07

Points from	BSU	SDSU
<b>Turnovers</b>	19	8
<b>Paint</b>	16	20
<b>Second Chance</b>	18	3
<b>Fast Breaks</b>	7	7
<b>Bench</b>	8	14

	Period by Period Scoring		
	1st	2nd	TOT
<b>BSU</b>	28	34	62
<b>SDSU</b>	33	19	52



**Period 1**

**Quarter Starters:**

<b>SDSU</b>	2 Boyd N	10 Davis B	21 Byrd M	31 Coleman-Jones J	40 Heide M
<b>BSU</b>	1 Stanley O	2 Degenhart T	6 Carmichael P	11 Cardenas A	13 Meadow A

Game Time	SDSU	Score	Diff	BSU
20:00	31 COLEMAN-JONES J jumpball won			1 STANLEY O jumpball lost
19:36	31 COLEMAN-JONES J 2pt FG in the paint, layup made (2)	<b>2-0</b>	<b>2</b>	
19:14				11 CARDENAS A 3pt FG , jump shot missed
19:12	31 COLEMAN-JONES J defensive rebound (1)			
19:05	2 BOYD N 2pt FG in the paint, layup blocked			
19:05				2 DEGENHART T block (1)
19:01	31 COLEMAN-JONES J offensive rebound (2)			
18:59	10 DAVIS B 3pt FG second chance, jump shot missed			
18:57				1 STANLEY O defensive rebound (1)
18:37	2 BOYD N foul drawn (1)			1 STANLEY O foul offensive (1 - 1)
18:37				1 STANLEY O turnover offensive (1)
18:19	10 DAVIS B 3pt FG from turnover, jump shot made (3)	<b>5-0</b>	<b>5</b>	
18:19	2 BOYD N assist (1)			
17:53				11 CARDENAS A 3pt FG , jump shot missed
17:50	31 COLEMAN-JONES J defensive rebound (3)			
17:39	21 BYRD M turnover lost ball (1)			2 DEGENHART T steal (1)
17:30		<b>5-3</b>	<b>2</b>	13 MEADOW A 3pt FG from turnover, jump shot made (3)
17:14	2 BOYD N turnover bad pass (1)			1 STANLEY O steal (1)
17:09	2 BOYD N foul personal (1 - 1)			13 MEADOW A foul drawn (1)
17:03				2 DEGENHART T 3pt FG from turnover, jump shot missed
16:59	31 COLEMAN-JONES J defensive rebound (4)			
16:52	10 DAVIS B 2pt FG in the paint, layup blocked			
16:52				1 STANLEY O block (1)
16:49				6 CARMICHAEL P defensive rebound (1)
16:45		<b>5-6</b>	<b>-1</b>	6 CARMICHAEL P 3pt FG , jump shot made (3)
16:16	2 BOYD N 3pt FG , jump shot missed			
16:13				6 CARMICHAEL P defensive rebound (2)
15:55				6 CARMICHAEL P 3pt FG , jump shot missed
15:53				13 MEADOW A offensive rebound (1)
15:46		<b>5-9</b>	<b>-4</b>	11 CARDENAS A 3pt FG second chance, jump shot made (3)
15:18	40 HEIDE M foul drawn (1)			1 STANLEY O foul personal (2 - 2)
15:18	Timeout media			
15:18	10 DAVIS B substitution out			
15:18	3 MCKINNEY III W substitution in			
15:18				1 STANLEY O substitution out
15:18				2 DEGENHART T substitution out
15:18				10 UGBO E substitution in
15:18				22 BUCHANAN J substitution in
15:10	3 MCKINNEY III W 2pt FG in the paint, layup made (2)	<b>7-9</b>	<b>-2</b>	
14:38				13 MEADOW A 3pt FG , jump shot missed
14:35				10 UGBO E offensive rebound (1)
14:32				6 CARMICHAEL P 3pt FG second chance, jump shot missed
14:28	31 COLEMAN-JONES J defensive rebound (5)			



**Boise St. at San Diego St.**

03/13/25 Thomas & Mack Center, Las Vegas  
2024-25 Men's Basketball

**Game Time:** 2:30 PM  
**Game Duration:** 1:59  
**Attendance:** 8,031

**Officials:** Verne Harris, Kevin Brill, Tommy Nunez

Game Time	SDSU	Score	Diff	BSU
14:21	2 BOYD N 2pt FG in the paint, layup missed			
14:19				22 BUCHANAN J defensive rebound (1)
14:13				11 CARDENAS A 3pt FG , jump shot missed
14:11				13 MEADOW A offensive rebound (2)
14:10	jump ball situation			
14:10	2 BOYD N substitution out			
14:10	21 BYRD M substitution out			
14:10	31 COLEMAN-JONES J substitution out			
14:10	5 COMPTON P substitution in			
14:10	10 DAVIS B substitution in			
14:10	24 DEGOURVILLE T substitution in			
14:10				6 CARMICHAEL P substitution out
14:10				5 KEENE R substitution in
13:58		<b>7-12</b>	<b>-5</b>	22 BUCHANAN J 3pt FG second chance, jump shot made (3)
13:58				11 CARDENAS A assist (1)
13:29	5 COMPTON P 2pt FG in the paint, hook shot made (2)	<b>9-12</b>	<b>-3</b>	
13:29	3 MCKINNEY III W assist (1)			
12:57				22 BUCHANAN J 2pt FG outside the paint, jump shot missed
12:55				offensive dead ball rebound (1)
12:55				turnover shot clock (2)
12:54				10 UGBO E substitution out
12:54				11 CARDENAS A substitution out
12:54				0 BOWIE J substitution in
12:54				2 DEGENHART T substitution in
12:36	10 DAVIS B 3pt FG from turnover, jump shot missed			
12:33				5 KEENE R defensive rebound (1)
12:14				13 MEADOW A 3pt FG , jump shot missed
12:10	5 COMPTON P defensive rebound (1)			
12:05	24 DEGOURVILLE T 2pt FG in the paint, layup made (2)	<b>11-12</b>	<b>-1</b>	
12:05	5 COMPTON P assist (1)			
11:48				22 BUCHANAN J 3pt FG , jump shot missed
11:46				22 BUCHANAN J offensive rebound (2)
11:45	10 DAVIS B steal (1)			22 BUCHANAN J turnover lost ball (1)
11:31	10 DAVIS B 3pt FG from turnover, jump shot missed			
11:27				13 MEADOW A defensive rebound (3)
11:27	10 DAVIS B foul personal (1 - 2)			13 MEADOW A foul drawn (2)
11:27	Timeout media			
11:27	3 MCKINNEY III W substitution out			
11:27	10 DAVIS B substitution out			
11:27	40 HEIDE M substitution out			
11:27	2 BOYD N substitution in			
11:27	21 BYRD M substitution in			
11:27	31 COLEMAN-JONES J substitution in			
11:27				13 MEADOW A substitution out
11:27				11 CARDENAS A substitution in
10:58				2 DEGENHART T 2pt FG outside the paint, jump shot missed
10:57	defensive rebound (7)			
10:29	24 DEGOURVILLE T 2pt FG in the paint, jump shot made (4)	<b>13-12</b>	<b>1</b>	
10:10	21 BYRD M steal (1)			11 CARDENAS A turnover bad pass (1)



**Boise St. at San Diego St.**

03/13/25 Thomas & Mack Center, Las Vegas  
2024-25 Men's Basketball

**Game Time:** 2:30 PM  
**Game Duration:** 1:59  
**Attendance:** 8,031

**Officials:** Verne Harris, Kevin Brill, Tommy Nunez

Game Time	SDSU	Score	Diff	BSU
10:05	5 COMPTON P 2pt FG fast break from turnover in the paint, alleyoop made (4)	15-12	3	
10:05	2 BOYD N assist (2)			
09:45		15-14	1	2 DEGENHART T 2pt FG in the paint, layup made (2)
09:20	2 BOYD N 2pt FG in the paint, layup made (2)	17-14	3	
09:03				0 BOWIE J 3pt FG , jump shot missed
09:01				22 BUCHANAN J offensive rebound (3)
09:00	24 DEGOURVILLE T foul shooting (1 - 3)			22 BUCHANAN J foul drawn (1)
09:00				22 BUCHANAN J free throw 1 - 2 missed
09:00				offensive dead ball rebound (2)
09:00				0 BOWIE J substitution out
09:00				13 MEADOW A substitution in
09:00		17-15	2	22 BUCHANAN J free throw 2 - 2 made (4)
09:00				22 BUCHANAN J substitution out
09:00				1 STANLEY O substitution in
08:46	24 DEGOURVILLE T 3pt FG , jump shot missed			
08:42				defensive rebound (12)
08:42	5 COMPTON P substitution out			
08:42	24 DEGOURVILLE T substitution out			
08:42	3 MCKINNEY III W substitution in			
08:42	40 HEIDE M substitution in			
08:42				5 KEENE R substitution out
08:42				6 CARMICHAEL P substitution in
08:33				2 DEGENHART T 3pt FG , jump shot missed
08:27	3 MCKINNEY III W defensive rebound (1)			
08:26	2 BOYD N 2pt FG fast break in the paint, layup made (4)	19-15	4	
08:26	3 MCKINNEY III W assist (2)			
08:10		19-17	2	2 DEGENHART T 2pt FG in the paint, layup made (4)
07:48	3 MCKINNEY III W turnover lost ball (1)			13 MEADOW A steal (1)
07:44	21 BYRD M foul shooting (1 - 4)			11 CARDENAS A foul drawn (1)
07:44	Timeout media			
07:44	2 BOYD N substitution out			
07:44	10 DAVIS B substitution in			
07:44		19-18	1	11 CARDENAS A free throw fast break 1 - 2 made (4)
07:44		19-19	0	11 CARDENAS A free throw fast break 2 - 2 made (5)
07:18	10 DAVIS B 2pt FG outside the paint, jump shot missed			
07:15				1 STANLEY O defensive rebound (2)
06:50				6 CARMICHAEL P 3pt FG , jump shot missed
06:48				1 STANLEY O offensive rebound (3)
06:39				6 CARMICHAEL P turnover travel (1)
06:23	31 COLEMAN-JONES J 3pt FG from turnover, jump shot made (5)	22-19	3	
06:23	21 BYRD M assist (1)			
06:06				13 MEADOW A 3pt FG , jump shot missed
06:04	10 DAVIS B defensive rebound (1)			
05:56	31 COLEMAN-JONES J 2pt FG in the paint, dunk, missed			
05:53	21 BYRD M offensive rebound (1)			
05:51	3 MCKINNEY III W 2pt FG second chance in the paint, layup made (4)	24-19	5	
05:51	21 BYRD M assist (2)			



Game Time	SDSU	Score	Diff	BSU
05:51	3 MCKINNEY III W foul drawn (1)			1 STANLEY O foul shooting (3 - 3)
05:51	10 DAVIS B substitution out			
05:51	24 DEGOURVILLE T substitution in			
05:51				1 STANLEY O substitution out
05:51				22 BUCHANAN J substitution in
05:51	3 MCKINNEY III W free throw 1 - 1 made (5)	<b>25-19</b>	<b>6</b>	
05:32				13 MEADOW A 2pt FG in the paint, layup missed
05:30	31 COLEMAN-JONES J defensive rebound (6)			
05:14	21 BYRD M 3pt FG , jump shot made (3)	<b>28-19</b>	<b>9</b>	
05:14	24 DEGOURVILLE T assist (1)			
05:12				Timeout 30 Sec
04:46		<b>28-22</b>	<b>6</b>	6 CARMICHAEL P 3pt FG , jump shot made (6)
04:46				11 CARDENAS A assist (2)
04:24	3 MCKINNEY III W 2pt FG in the paint, layup missed			
04:22				2 DEGENHART T defensive rebound (1)
04:09				22 BUCHANAN J 3pt FG , jump shot missed
04:07	21 BYRD M defensive rebound (2)			
03:59	21 BYRD M 3pt FG , jump shot missed			
03:56				11 CARDENAS A defensive rebound (1)
03:44				6 CARMICHAEL P 3pt FG , jump shot missed
03:41	40 HEIDE M defensive rebound (1)			
03:36	Timeout 30 Sec			
03:36	3 MCKINNEY III W substitution out			
03:36	21 BYRD M substitution out			
03:36	2 BOYD N substitution in			
03:36	10 DAVIS B substitution in			
03:24	10 DAVIS B turnover bad pass (1)			22 BUCHANAN J steal (1)
03:18				11 CARDENAS A turnover travel (2)
03:05	2 BOYD N turnover out of bounds (2)			
02:35				2 DEGENHART T 2pt FG from turnover outside the paint, jump shot missed
02:33	40 HEIDE M defensive rebound (2)			
02:11	2 BOYD N foul drawn (2)			22 BUCHANAN J foul shooting (1 - 4)
02:11	2 BOYD N free throw 1 - 2 made (5)	<b>29-22</b>	<b>7</b>	
02:11	2 BOYD N free throw 2 - 2 made (6)	<b>30-22</b>	<b>8</b>	
01:45				11 CARDENAS A 3pt FG , jump shot missed
01:43	31 COLEMAN-JONES J defensive rebound (7)			
01:24	10 DAVIS B 3pt FG , jump shot made (6)	<b>33-22</b>	<b>11</b>	
01:24	2 BOYD N assist (3)			
01:03		<b>33-25</b>	<b>8</b>	2 DEGENHART T 3pt FG , jump shot made (7)
01:03				11 CARDENAS A assist (3)
00:36	10 DAVIS B 3pt FG , jump shot missed			
00:33				2 DEGENHART T defensive rebound (2)
00:09		<b>33-28</b>	<b>5</b>	11 CARDENAS A 3pt FG , jump shot made (8)
00:01	10 DAVIS B 3pt FG , jump shot missed			
00:00				defensive rebound (18)
<b>END OF PERIOD</b>				
<b>SDSU 33-28 BSU</b>				



Officials: Verne Harris, Kevin Brill, Tommy Nunez

Boise St. - 28

NO.	Name	Min	FG			Rebounds			Fouls		TP	AS	TO	ST	Blocks		+/-
			M-A	3P	FT	OR	DR	TOT	PF	FD					BS	BA	
1	O'Mar Stanley	F 07:51	0-0	0-0	0-0	1	2	3	3	0	0	0	1	1	1	0	1
2	Tyson Degenhart	F 17:36	3-7	1-3	0-0	0	2	2	0	0	7	0	0	1	1	0	-4
6	Pearson Carmichael	F 14:32	2-6	2-6	0-0	0	2	2	0	0	6	0	1	0	0	0	-1
13	Andrew Meadow	F 17:33	1-5	1-4	0-0	2	1	3	0	2	3	0	0	1	0	0	-1
11	Alvaro Cardenas	G 18:33	2-6	2-6	2-2	0	1	1	0	1	8	3	2	0	0	0	-3
10	Emmanuel Ugbo	02:24	0-0	0-0	0-0	1	0	1	0	0	0	0	0	0	0	0	-1
22	Javan Buchanan	12:09	1-4	1-3	1-2	2	1	3	1	1	4	0	1	1	0	0	-6
5	RJ Keene	05:28	0-0	0-0	0-0	0	1	1	0	0	0	0	0	0	0	0	-4
0	Julian Bowie	03:54	0-1	0-1	0-0	0	0	0	0	0	0	0	0	0	0	0	-6
Team						0	2	2			0		1				
<b>Totals</b>			9-29	7-23	3-4	6	12	18	4	4	28	3	6	4	2	0	-5

Shooting By Period		
1st FG%	9-29	31.0%
3PT%	7-23	30.4%
FT%	3-4	75%
GM FG%	9-29	31.0%
3PT%	7-23	30.4%
FT%	3-4	75.0%

Dead Ball Rebounds: 2, 0

Technical Fouls::NONE

San Diego St. - 33

NO.	Name	Min	FG			Rebounds			Fouls		TP	AS	TO	ST	Blocks		+/-
			M-A	3P	FT	OR	DR	TOT	PF	FD					BS	BA	
31	Jared Coleman-Jones	F 17:17	2-3	1-1	0-0	1	6	7	0	0	5	0	0	0	0	0	4
40	Miles Heide	F 17:15	0-0	0-0	0-0	0	2	2	0	1	0	0	0	0	0	0	2
2	Nick Boyd	G 13:09	2-5	0-1	2-2	0	0	0	1	2	6	3	2	0	0	1	0
10	BJ Davis	G 12:54	2-9	2-7	0-0	0	1	1	1	0	6	0	1	1	0	1	-1
21	Miles Byrd	G 13:41	1-2	1-2	0-0	1	1	2	1	0	3	2	1	1	0	0	5
3	Wayne McKinney III	08:57	2-3	0-0	1-1	0	1	1	0	1	5	2	1	0	0	0	7
5	Pharaoh Compton	05:28	2-2	0-0	0-0	0	1	1	0	0	4	1	0	0	0	0	4
24	Taj DeGourville	11:19	2-3	0-1	0-0	0	0	0	1	0	4	1	0	0	0	0	4
Team						0	1	1			0		0				
<b>Totals</b>			13-27	4-12	3-3	2	13	15	4	4	33	9	5	2	0	2	5

Shooting By Period		
1st FG%	13-27	48.1%
3PT%	4-12	33.3%
FT%	3-3	100%
GM FG%	13-27	48.1%
3PT%	4-12	33.3%
FT%	3-3	100.0%

Dead Ball Rebounds: 0, 0

Technical Fouls::NONE

	BSU	SDSU
Biggest lead	5 (1 <sup>st</sup> 13:58)	11 (1 <sup>st</sup> 1:24)
Best Scoring Run	9 (1 <sup>st</sup> 15:46)	9 (1 <sup>st</sup> 5:14)
Lead Changes	2	
Times Tied	1	
Time with Lead	06:16	11:59

	BSU	SDSU
Points from		
Turnovers	5	8
Paint	4	18
Second Chance	7	3
Fast Breaks	2	4
Bench	4	13

	Period by Period Scoring		
	1st	2nd	TOT
BSU	28	34	62
SDSU	33	19	52



**Period 2**

**Quarter Starters:**

<b>SDSU</b>	2 Boyd N	10 Davis B	21 Byrd M	31 Coleman-Jones J	40 Heide M
<b>BSU</b>	2 Degenhart T	6 Carmichael P	10 Ugbo E	11 Cardenas A	13 Meadow A

Game Time	SDSU	Score	Diff	BSU
20:00	24 DEGOURVILLE T substitution out			
20:00	21 BYRD M substitution in			
20:00				22 BUCHANAN J substitution out
20:00				10 UGBO E substitution in
19:47	21 BYRD M 2pt FG outside the paint, jump shot missed			
19:45				2 DEGENHART T defensive rebound (3)
19:21				11 CARDENAS A 3pt FG , jump shot missed
19:16				6 CARMICHAEL P offensive rebound (3)
19:16		<b>33-30</b>	<b>3</b>	6 CARMICHAEL P 2pt FG second chance in the paint, tip-in layup made (8)
18:55	31 COLEMAN-JONES J 3pt FG , jump shot missed			
18:53				2 DEGENHART T defensive rebound (4)
18:41				13 MEADOW A 3pt FG , jump shot missed
18:37				13 MEADOW A offensive rebound (4)
18:36	2 BOYD N foul shooting (2 - 1)			13 MEADOW A foul drawn (3)
18:36				13 MEADOW A free throw 1 - 2 missed
18:36				offensive dead ball rebound (3)
18:36				13 MEADOW A free throw 2 - 2 missed
18:36	21 BYRD M defensive rebound (3)			
18:18	10 DAVIS B 2pt FG in the paint, layup missed			
18:15				10 UGBO E defensive rebound (2)
17:55		<b>33-33</b>	<b>0</b>	13 MEADOW A 3pt FG , jump shot made (6)
17:55				11 CARDENAS A assist (4)
17:39	21 BYRD M turnover bad pass (2)			6 CARMICHAEL P steal (1)
17:35		<b>33-35</b>	<b>-2</b>	10 UGBO E 2pt FG fast break from turnover in the paint, layup made (2)
17:35				6 CARMICHAEL P assist (1)
17:31	Timeout 30 Sec			
17:31	21 BYRD M substitution out			
17:31	31 COLEMAN-JONES J substitution out			
17:31	3 MCKINNEY III W substitution in			
17:31	5 COMPTON P substitution in			
17:20	3 MCKINNEY III W foul drawn (2)			2 DEGENHART T foul personal (1 - 1)
17:14	2 BOYD N 3pt FG , jump shot made (9)	<b>36-35</b>	<b>1</b>	
17:14	5 COMPTON P assist (2)			
16:54				10 UGBO E 3pt FG , jump shot missed
16:53	defensive rebound (17)			
16:53				10 UGBO E substitution out
16:53				1 STANLEY O substitution in
16:30	2 BOYD N 3pt FG , jump shot made (12)	<b>39-35</b>	<b>4</b>	
16:14	2 BOYD N foul personal (3 - 2)			6 CARMICHAEL P foul drawn (1)
16:14	2 BOYD N substitution out			
16:14	10 DAVIS B substitution out			
16:14	21 BYRD M substitution in			



**Boise St. at San Diego St.**

03/13/25 Thomas & Mack Center, Las Vegas  
2024-25 Men's Basketball

**Game Time:** 2:30 PM  
**Game Duration:** 1:59  
**Attendance:** 8,031

**Officials:** Verne Harris, Kevin Brill, Tommy Nunez

Game Time	SDSU	Score	Diff	BSU
16:14	24 DEGOURVILLE T substitution in			
16:10				6 CARMICHAEL P 2pt FG in the paint, layup blocked
16:10	21 BYRD M block (1)			
16:06	40 HEIDE M defensive rebound (3)			
15:52	5 COMPTON P foul offensive (1 - 3)			1 STANLEY O foul drawn (1)
15:52	5 COMPTON P turnover offensive (1)			
15:52	Timeout media			
15:52	40 HEIDE M substitution out			
15:52	31 COLEMAN-JONES J substitution in			
15:52				6 CARMICHAEL P substitution out
15:52				5 KEENE R substitution in
15:36	3 MCKINNEY III W foul personal (1 - 4)			2 DEGENHART T foul drawn (1)
15:19		<b>39-38</b>	<b>1</b>	11 CARDENAS A 3pt FG from turnover, jump shot made (11)
14:53	5 COMPTON P turnover lost ball (2)			13 MEADOW A steal (2)
14:50		<b>39-40</b>	<b>-1</b>	13 MEADOW A 2pt FG fast break from turnover in the paint, layup made (8)
14:50	3 MCKINNEY III W foul shooting (2 - 5)			13 MEADOW A foul drawn (4)
14:50		<b>39-41</b>	<b>-2</b>	13 MEADOW A free throw fast break 1 - 1 made (9)
14:50	5 COMPTON P substitution out			
14:50	40 HEIDE M substitution in			
14:30	21 BYRD M 3pt FG , jump shot missed			
14:28				11 CARDENAS A defensive rebound (2)
14:23				2 DEGENHART T 3pt FG , jump shot missed
14:19	21 BYRD M defensive rebound (4)			
14:19	21 BYRD M foul drawn (1)			5 KEENE R foul personal (1 - 2)
14:19	3 MCKINNEY III W substitution out			
14:19	2 BOYD N substitution in			
13:56	31 COLEMAN-JONES J 2pt FG outside the paint, jump shot made (7)	<b>41-41</b>	<b>0</b>	
13:33				13 MEADOW A 2pt FG in the paint, layup missed
13:30	24 DEGOURVILLE T defensive rebound (1)			
13:14	2 BOYD N 3pt FG , jump shot made (15)	<b>44-41</b>	<b>3</b>	
13:14	21 BYRD M assist (3)			
12:42				13 MEADOW A 3pt FG , jump shot missed
12:39				2 DEGENHART T offensive rebound (5)
12:39		<b>44-43</b>	<b>1</b>	2 DEGENHART T 2pt FG second chance in the paint, layup made (9)
12:30				1 STANLEY O substitution out
12:30				22 BUCHANAN J substitution in
12:09	40 HEIDE M turnover travel (1)			
12:09	24 DEGOURVILLE T substitution out			
12:09	10 DAVIS B substitution in			
11:44				13 MEADOW A 2pt FG from turnover in the paint, layup blocked
11:44	21 BYRD M block (2)			
11:41	31 COLEMAN-JONES J defensive rebound (8)			
11:35	2 BOYD N turnover bad pass (3)			13 MEADOW A steal (3)
11:07				11 CARDENAS A 3pt FG from turnover, jump shot missed
11:03				13 MEADOW A offensive rebound (5)
11:03		<b>44-45</b>	<b>-1</b>	13 MEADOW A 2pt FG from turnover second chance in the paint, layup made (11)





Boise St. at San Diego St.

03/13/25 Thomas & Mack Center, Las Vegas  
2024-25 Men's Basketball

Officials: Verne Harris, Kevin Brill, Tommy Nunez

Game Time	SDSU	Score	Diff	BSU
10:47	2 BOYD N foul drawn (3)			11 CARDENAS A foul shooting (1 - 3)
10:47	Timeout media			
10:47				13 MEADOW A substitution out
10:47				6 CARMICHAEL P substitution in
10:47	2 BOYD N free throw 1 - 2 made (16)	45-45	0	
10:47	2 BOYD N free throw 2 - 2 missed			
10:47				5 KEENE R defensive rebound (2)
10:31	40 HEIDE M steal (1)			2 DEGENHART T turnover lost ball (1)
10:30	40 HEIDE M foul drawn (2)			2 DEGENHART T foul personal (2 - 4)
10:30				2 DEGENHART T substitution out
10:30				1 STANLEY O substitution in
10:16	40 HEIDE M 2pt FG from turnover in the paint, layup missed			
10:14				5 KEENE R defensive rebound (3)
10:07				11 CARDENAS A turnover out of bounds (3)
09:49	31 COLEMAN-JONES J 2pt FG from turnover in the paint, layup blocked			
09:49				22 BUCHANAN J block (1)
09:45				5 KEENE R defensive rebound (4)
09:19				5 KEENE R 3pt FG , jump shot missed
09:15	10 DAVIS B defensive rebound (2)			
09:11	2 BOYD N 2pt FG fast break in the paint, layup made (18)	47-45	2	
08:46				11 CARDENAS A 3pt FG , jump shot missed
08:43				6 CARMICHAEL P offensive rebound (4)
08:43	21 BYRD M foul shooting (2 - 6)			6 CARMICHAEL P foul drawn (2)
08:43		47-46	1	6 CARMICHAEL P free throw 1 - 2 made (9)
08:43	2 BOYD N substitution out			
08:43	21 BYRD M substitution out			
08:43	31 COLEMAN-JONES J substitution out			
08:43	3 MCKINNEY III W substitution in			
08:43	5 COMPTON P substitution in			
08:43	24 DEGOURVILLE T substitution in			
08:43				11 CARDENAS A substitution out
08:43				22 BUCHANAN J substitution out
08:43				2 DEGENHART T substitution in
08:43				13 MEADOW A substitution in
08:43		47-47	0	6 CARMICHAEL P free throw 2 - 2 made (10)
08:24	10 DAVIS B 3pt FG , jump shot missed			
08:20				5 KEENE R defensive rebound (5)
07:59				2 DEGENHART T 3pt FG , jump shot missed
07:57	defensive rebound (23)			
07:56	Timeout media			
07:56	40 HEIDE M substitution out			
07:56	31 COLEMAN-JONES J substitution in			
07:56				5 KEENE R substitution out
07:56				11 CARDENAS A substitution in
07:30	10 DAVIS B turnover travel (2)			
07:18	5 COMPTON P foul personal (2 - 7)			1 STANLEY O foul drawn (2)
07:18	10 DAVIS B substitution out			
07:18	2 BOYD N substitution in			



**Boise St. at San Diego St.**

03/13/25 Thomas & Mack Center, Las Vegas  
2024-25 Men's Basketball

**Game Time:** 2:30 PM  
**Game Duration:** 1:59  
**Attendance:** 8,031

**Officials:** Verne Harris, Kevin Brill, Tommy Nunez

Game Time	SDSU	Score	Diff	BSU
07:18		<b>47-48</b>	<b>-1</b>	1 STANLEY O 1&1 free throw 1 made (1)
07:18		<b>47-49</b>	<b>-2</b>	1 STANLEY O 1&1 free throw 2 made (2)
06:54	3 MCKINNEY III W 3pt FG , jump shot missed			
06:51	31 COLEMAN-JONES J offensive rebound (9)			
06:50	31 COLEMAN-JONES J foul drawn (1)			13 MEADOW A foul personal (1 - 5)
06:50	3 MCKINNEY III W substitution out			
06:50	21 BYRD M substitution in			
06:43	2 BOYD N foul drawn (4)			11 CARDENAS A foul personal (2 - 6)
06:43				6 CARMICHAEL P substitution out
06:43				5 KEENE R substitution in
06:43	2 BOYD N 3pt FG second chance, jump shot missed			
06:42				5 KEENE R defensive rebound (6)
06:17				2 DEGENHART T 3pt FG , jump shot missed
06:15	24 DEGOURVILLE T defensive rebound (2)			
06:07	21 BYRD M foul drawn (2)			11 CARDENAS A foul shooting (3 - 7)
06:07	21 BYRD M free throw 1 - 2 made (4)	<b>48-49</b>	<b>-1</b>	
06:07	21 BYRD M free throw 2 - 2 made (5)	<b>49-49</b>	<b>0</b>	
05:56				Timeout 30 Sec
05:56				5 KEENE R substitution out
05:56				6 CARMICHAEL P substitution in
05:42		<b>49-52</b>	<b>-3</b>	2 DEGENHART T 3pt FG , jump shot made (12)
05:42				6 CARMICHAEL P assist (2)
05:24	5 COMPTON P foul drawn (1)			6 CARMICHAEL P foul shooting (1 - 8)
05:24	5 COMPTON P free throw 1 - 2 missed			
05:24	offensive dead ball rebound (1)			
05:24	5 COMPTON P free throw 2 - 2 made (5)	<b>50-52</b>	<b>-2</b>	
05:01	21 BYRD M steal (2)			2 DEGENHART T turnover bad pass (2)
04:53	24 DEGOURVILLE T 2pt FG from turnover outside the paint, jump shot missed			
04:51				2 DEGENHART T defensive rebound (6)
04:37		<b>50-55</b>	<b>-5</b>	11 CARDENAS A 3pt FG , jump shot made (14)
04:16	2 BOYD N foul drawn (5)			2 DEGENHART T foul shooting (3 - 9)
04:16	2 BOYD N free throw 1 - 2 missed			
04:16	offensive dead ball rebound (2)			
04:16	31 COLEMAN-JONES J substitution out			
04:16	40 HEIDE M substitution in			
04:16	2 BOYD N free throw 2 - 2 made (19)	<b>51-55</b>	<b>-4</b>	
04:02				6 CARMICHAEL P 2pt FG in the paint, layup blocked
04:02	21 BYRD M block (3)			
03:59				6 CARMICHAEL P offensive rebound (5)
03:53	40 HEIDE M foul shooting (1 - 8)			13 MEADOW A foul drawn (5)
03:53	Timeout media			
03:53	24 DEGOURVILLE T substitution out			
03:53	10 DAVIS B substitution in			
03:53				6 CARMICHAEL P substitution out
03:53				5 KEENE R substitution in
03:53				13 MEADOW A free throw 1 - 2 missed
03:53				offensive dead ball rebound (4)
03:53		<b>51-56</b>	<b>-5</b>	13 MEADOW A free throw 2 - 2 made (12)



**Boise St. at San Diego St.**

03/13/25 Thomas & Mack Center, Las Vegas  
2024-25 Men's Basketball

**Game Time:** 2:30 PM  
**Game Duration:** 1:59  
**Attendance:** 8,031

**Officials:** Verne Harris, Kevin Brill, Tommy Nunez

Game Time	SDSU	Score	Diff	BSU
03:33	10 DAVIS B turnover lost ball (3)			2 DEGENHART T steal (2)
03:24				13 MEADOW A 3pt FG from turnover, jump shot missed
03:14				5 KEENE R offensive rebound (7)
03:14		<b>51-58</b>	<b>-7</b>	5 KEENE R 2pt FG from turnover second chance in the paint, tip-in layup made (2)
03:12	Timeout 60 Sec			
03:12	5 COMPTON P substitution out			
03:12	31 COLEMAN-JONES J substitution in			
03:00	31 COLEMAN-JONES J 2pt FG in the paint, layup blocked			
03:00				1 STANLEY O block (2)
02:55				5 KEENE R defensive rebound (8)
02:33				13 MEADOW A turnover out of bounds (1)
02:24	2 BOYD N 2pt FG from turnover in the paint, layup missed			
02:21	offensive rebound (26)			
02:18	10 DAVIS B foul drawn (1)			13 MEADOW A foul shooting (2 - 10)
02:18	10 DAVIS B free throw 1 - 2 missed			
02:18	offensive dead ball rebound (3)			
02:18	10 DAVIS B free throw 2 - 2 missed			
02:18				5 KEENE R defensive rebound (9)
01:54				11 CARDENAS A 3pt FG , jump shot missed
01:52	21 BYRD M defensive rebound (5)			
01:48	21 BYRD M 2pt FG in the paint, layup missed			
01:45				2 DEGENHART T defensive rebound (7)
01:20				11 CARDENAS A 3pt FG , jump shot missed
01:16	2 BOYD N defensive rebound (1)			
01:10	2 BOYD N 2pt FG outside the paint, jump shot missed			
01:07				13 MEADOW A defensive rebound (6)
00:46	10 DAVIS B foul personal (2 - 9)			11 CARDENAS A foul drawn (2)
00:46	10 DAVIS B substitution out			
00:46	3 MCKINNEY III W substitution in			
00:46		<b>51-59</b>	<b>-8</b>	11 CARDENAS A 1&1 free throw 1 made (15)
00:46		<b>51-60</b>	<b>-9</b>	11 CARDENAS A 1&1 free throw 2 made (16)
00:41	21 BYRD M 3pt FG , jump shot missed			
00:36				13 MEADOW A defensive rebound (7)
00:19	31 COLEMAN-JONES J foul shooting (1 - 10)			2 DEGENHART T foul drawn (2)
00:19		<b>51-61</b>	<b>-10</b>	2 DEGENHART T free throw 1 - 2 made (13)
00:19		<b>51-62</b>	<b>-11</b>	2 DEGENHART T free throw 2 - 2 made (14)
00:13	2 BOYD N foul drawn (6)			1 STANLEY O foul personal (4 - 11)
00:13	2 BOYD N free throw fast break 1 - 2 missed			
00:13	offensive dead ball rebound (4)			
00:13	2 BOYD N free throw fast break 2 - 2 made (20)	<b>52-62</b>	<b>-10</b>	
<b>END OF GAME</b>				
<b>SDSU 52-62 BSU</b>				



Boise St. at San Diego St.

03/13/25 Thomas & Mack Center, Las Vegas  
2024-25 Men's Basketball

Game Time: 2:30 PM  
Game Duration: 1:59  
Attendance: 8,031

Officials: Verne Harris, Kevin Brill, Tommy Nunez

Boise St. - 34

NO.	Name	Min	FG		3P		FT		Rebounds			Fouls		TP	AS	TO	ST	Blocks		+/-
			M-A	M-A	M-A	OR	DR	TOT	PF	FD	BS	BA								
1	O'Mar Stanley	F 14:53	0-0	0-0	2-2	0	0	0	1	2	2	0	0	0	0	0	0	1	0	10
2	Tyson Degenhart	F 18:13	2-5	1-4	2-2	1	4	5	3	2	7	0	2	1	0	0	1	0	0	16
6	Pearson Carmichael	F 10:15	1-3	0-0	2-2	3	0	3	1	2	4	2	0	1	0	1	0	2	6	
13	Andrew Meadow	F 17:56	3-8	1-4	2-5	2	2	4	2	3	9	0	1	2	0	1	0	1	17	
11	Alvaro Cardenas	G 19:13	2-7	2-7	2-2	0	1	1	3	1	8	1	1	0	0	0	0	0	14	
10	Emmanuel Ugbo	03:07	1-2	0-1	0-0	0	1	1	0	0	2	0	0	0	0	0	0	0	4	
5	RJ Keene	12:36	1-2	0-1	0-0	1	7	8	1	0	2	0	0	0	0	0	0	0	8	
22	Javan Buchanan	03:47	0-0	0-0	0-0	0	0	0	0	0	0	0	0	0	0	0	1	0	0	
Team									0	0	0	0	0	0	0	0	0	0		
<b>Totals</b>			10-27	4-17	10-13	7	15	22	11	10	34	3	4	4	2	3	15			

Shooting By Period		
2 <sup>nd</sup> FG%	10-27	37.0%
3PT%	4-17	23.5%
FT%	10-13	76.9%
GM FG%	10-27	37.0%
3PT%	4-17	23.5%
FT%	10-13	76.9%

Dead Ball Rebounds: 2, 0

Technical Fouls::NONE

San Diego St. - 19

NO.	Name	Min	FG		3P		FT		Rebounds			Fouls		TP	AS	TO	ST	Blocks		+/-
			M-A	M-A	M-A	OR	DR	TOT	PF	FD	BS	BA								
31	Jared Coleman-Jones	F 16:30	1-4	0-1	0-0	1	1	2	1	1	2	0	0	0	0	0	0	2	-18	
40	Miles Heide	F 15:18	0-1	0-0	0-0	0	1	1	1	1	0	0	1	1	0	0	0	0	-4	
2	Nick Boyd	G 16:40	4-7	3-4	3-6	0	1	1	2	4	14	0	1	0	0	0	0	-8		
10	BJ Davis	G 11:44	0-2	0-1	0-2	0	1	1	1	1	0	0	2	0	0	0	0	-5		
21	Miles Byrd	G 16:50	0-4	0-2	2-2	0	3	3	1	2	2	1	1	1	3	0	0	-18		
3	Wayne McKinney III	05:51	0-1	0-1	0-0	0	0	0	2	1	0	0	0	0	0	0	0	-6		
5	Pharaoh Compton	08:12	0-0	0-0	1-2	0	0	0	2	1	1	1	2	0	0	0	0	-8		
24	Taj DeGourville	08:55	0-1	0-0	0-0	0	2	2	0	0	0	0	0	0	0	0	0	-8		
Team									1	2	3	0	0	0	0	0	0			
<b>Totals</b>			5-20	3-9	6-12	2	11	13	10	11	19	2	7	2	3	2	-15			

Shooting By Period		
2 <sup>nd</sup> FG%	5-20	25.0%
3PT%	3-9	33.3%
FT%	6-12	50%
GM FG%	5-20	25.0%
3PT%	3-9	33.3%
FT%	6-12	50.0%

Dead Ball Rebounds: 4, 0

Technical Fouls::NONE

	BSU	SDSU
Biggest lead	11 (2 <sup>nd</sup> 0:19)	5 (2 <sup>nd</sup> 19:47)
Best Scoring Run	7 (2 <sup>nd</sup> 17:35)	6 (2 <sup>nd</sup> 16:30)
Lead Changes	7	
Times Tied	5	
Time with Lead	08:24	06:55

Points from	BSU	SDSU
Turnovers	14	0
Paint	12	2
Second Chance	11	0
Fast Breaks	5	3
Bench	4	1

	Period by Period Scoring		
	1st	2nd	TOT
BSU	28	34	62
SDSU	33	19	52



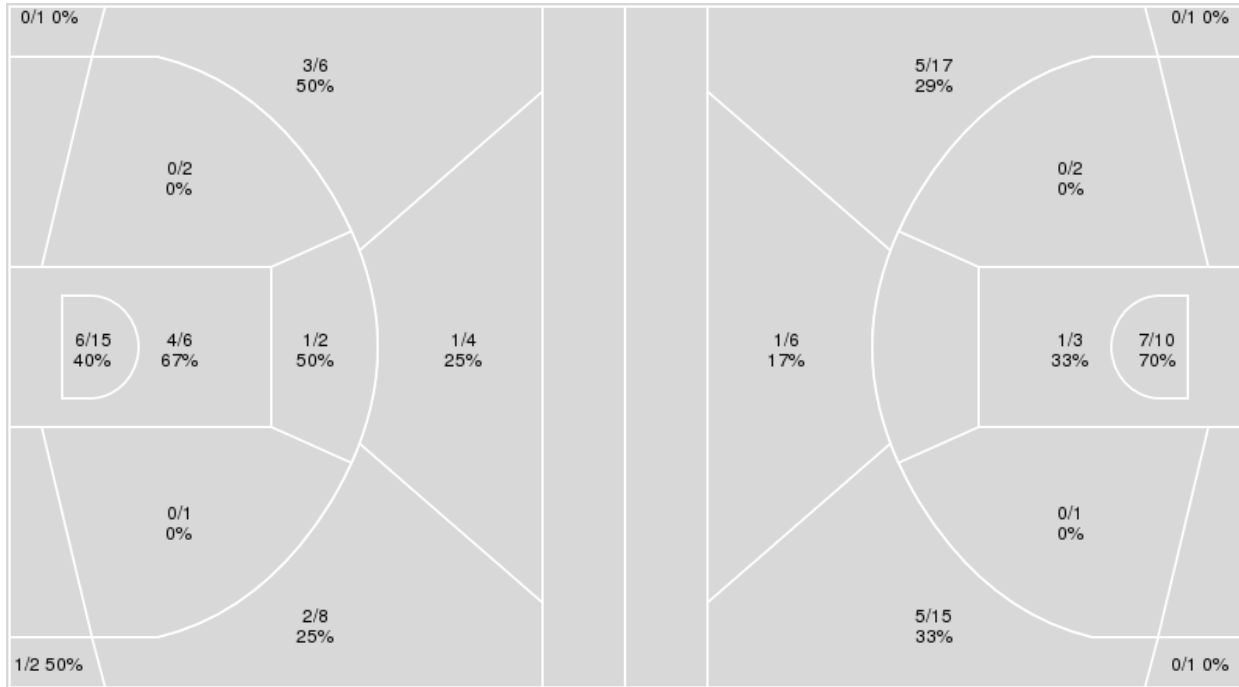
**Officials:** Verne Harris, Kevin Brill, Tommy Nunez

{ Players => 0, 2, 3, 4, 5, 6, 8, 10, 11, 14, 21, 23, 24, 31, 33, 40; } FG  
 Types => All; Results => All;

{ Players => 0, 1, 2, 3, 4, 5, 6, 7, 9, 10, 11, 13, 20, 22, 44; } FG Types  
 => All; Results => All;

**San Diego St.**

**Boise St.**



San Diego St.	M/A	%
Field Goals	18/47	38
2 Points	11/26	42
3 Points	7/21	33
Free Throws	9/15	60

Boise St.	M/A	%
Field Goals	19/56	34
2 Points	8/16	50
3 Points	11/40	28
Free Throws	13/17	76



**Boise St. at San Diego St.**

03/13/25 Thomas & Mack Center, Las Vegas  
2024-25 Men's Basketball

Officials: Verne Harris, Kevin Brill, Tommy Nunez

**Boise St.**

No	Name	Mins		Score		Points Diff		Points per Min		Assists		Rebounds		Steals		Turnovers	
		On	Off	On	Off	On	Off	On	Off	On	Off	On	Off	On	Off	On	Off
0	Julian Bowie	03:54	36:06	2 - 8	60 - 44	-6	16	0.51	1.66	0	6	4	36	0	8	2	8
1	O'Mar Stanley	22:44	17:16	38 - 27	24 - 25	11	-1	1.67	1.39	1	5	22	18	5	3	5	5
2	Tyson Degenhart	35:49	04:11	58 - 46	4 - 6	12	-2	1.62	0.96	5	1	34	6	8	0	8	2
5	RJ Keene	18:04	21:56	25 - 21	37 - 31	4	6	1.38	1.69	1	5	20	20	3	5	6	4
6	Pearson Carmichael	24:47	15:13	39 - 34	23 - 18	5	5	1.57	1.51	5	1	25	15	5	3	6	4
10	Emmanuel Ugbo	05:31	34:29	10 - 7	52 - 45	3	7	1.81	1.51	3	3	8	32	1	7	1	9
11	Alvaro Cardenas	37:46	02:14	61 - 50	1 - 2	11	-1	1.62	0.45	6	0	36	4	8	0	9	1
13	Andrew Meadow	35:29	04:31	59 - 43	3 - 9	16	-6	1.66	0.66	6	0	35	5	8	0	7	3
22	Javan Buchanan	15:56	24:04	18 - 24	44 - 28	-6	16	1.13	1.83	3	3	16	24	2	6	6	4

**San Diego St.**

No	Name	Mins		Score		Points Diff		Points per Min		Assists		Rebounds		Steals		Turnovers	
		On	Off	On	Off	On	Off	On	Off	On	Off	On	Off	On	Off	On	Off
2	Nick Boyd	29:49	10:11	39 - 47	13 - 15	-8	-2	1.31	1.28	6	5	19	9	3	1	9	3
3	Wayne McKinney III	14:48	25:12	24 - 23	28 - 39	1	-11	1.62	1.11	7	4	13	15	1	3	4	8
5	Pharaoh Compton	13:40	26:20	20 - 24	32 - 38	-4	-6	1.46	1.22	4	7	7	21	3	1	4	8
10	BJ Davis	24:38	15:22	28 - 34	24 - 28	-6	-4	1.14	1.56	7	4	17	11	2	2	8	4
21	Miles Byrd	30:31	09:29	37 - 50	15 - 12	-13	3	1.21	1.58	7	4	22	6	3	1	9	3
24	Taj DeGourville	20:14	19:46	28 - 32	24 - 30	-4	-6	1.38	1.21	6	5	13	15	3	1	6	6
31	Jared Coleman-Jones	33:47	06:13	41 - 55	11 - 7	-14	4	1.21	1.77	8	3	24	4	3	1	10	2
40	Miles Heide	32:33	07:27	43 - 45	9 - 17	-2	-8	1.32	1.21	10	1	25	3	2	2	10	2

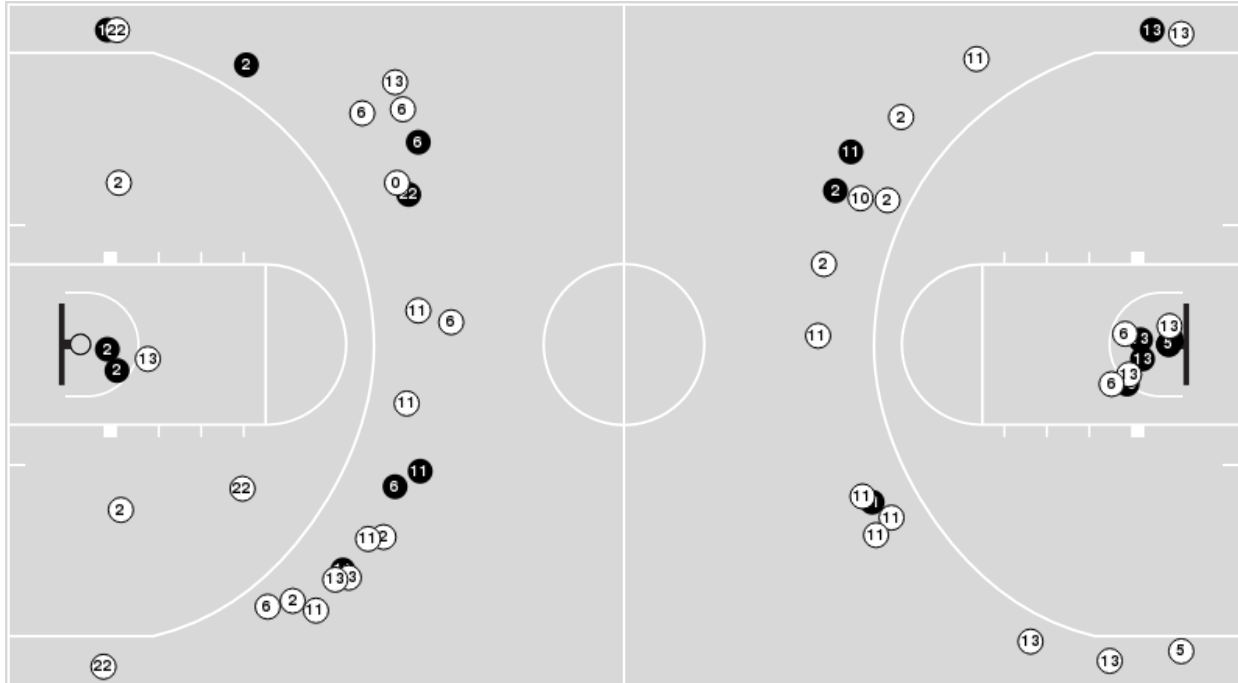


**Officials:** Verne Harris, Kevin Brill, Tommy Nunez


Players => 0, 1, 2, 3, 4, 5, 6, 7, 9, 10, 11, 13, 20, 22, 44FG Types=>AllResults=>All

**Boise St.**

**All Field Goals**



**Blow Up Chart**



● Made ○ Missed N - Player Number

Boise St.	M/A	%
Field Goals	19/56	34
2 Points	8/16	50
3 Points	11/40	28
Free Throws	13/17	76

Boise St.	M/A	%
Points in the Paint	16 (8 / 13)	62
Fast Break Points	7 (5/5)	100
Second Chance Points	18 (10/15)	67
Effective FG%	44	

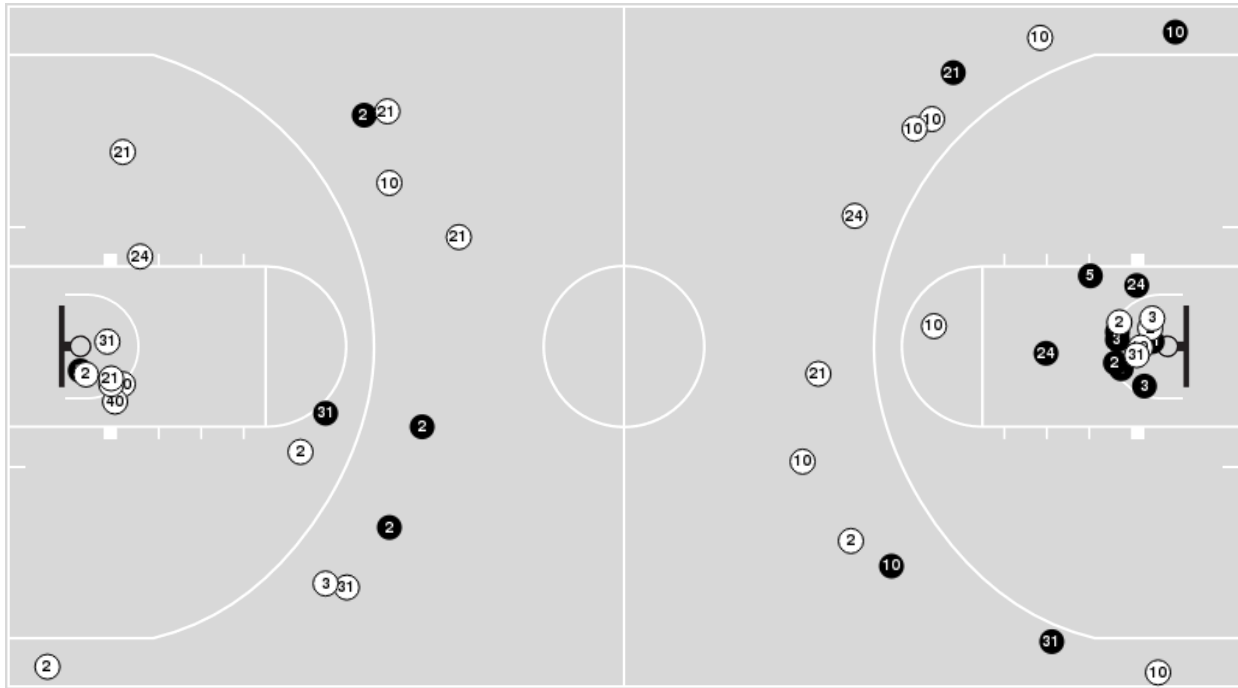


**Officials:** Verne Harris, Kevin Brill, Tommy Nunez

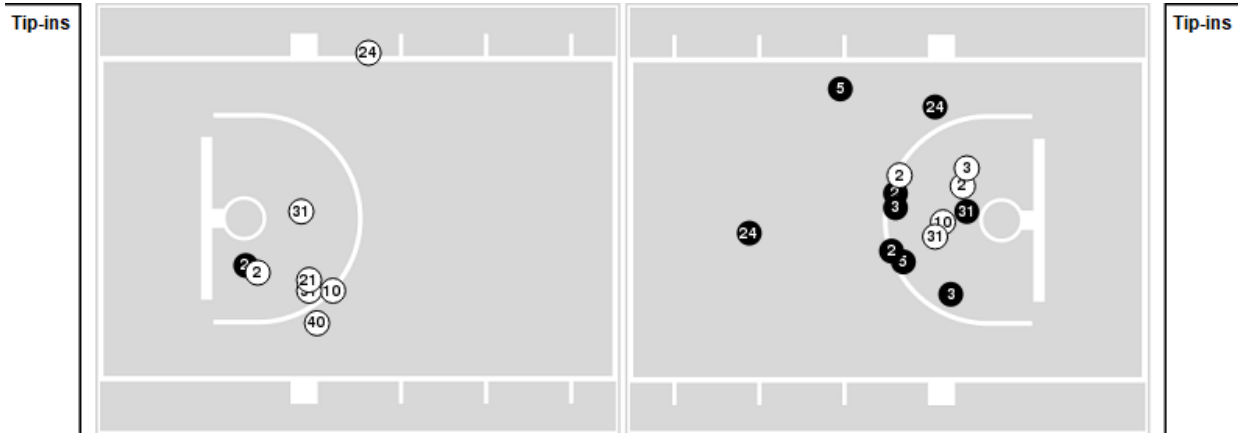
Players => 0, 2, 3, 4, 5, 6, 8, 10, 11, 14, 21, 23, 24, 31, 33, 40 FG Types=>All Results=>All

**San Diego St.**

**All Field Goals**



**Blow Up Chart**



● Made ○ Missed N - Player Number

San Diego St.	M/A	%
Field Goals	18/47	38
2 Points	11/26	42
3 Points	7/21	33
Free Throws	9/15	60

San Diego St.	M/A	%
Points in the Paint	20 (10 / 21)	48
Fast Break Points	7 (4/5)	80
Second Chance Points	3 (2/6)	33
Effective FG%	46	





**Boise St. at San Diego St.**

03/13/25 Thomas & Mack Center, Las Vegas  
2024-25 Men's Basketball

Officials: Verne Harris, Kevin Brill, Tommy Nunez

**Boise St.**

Lineup	Quarter On	Time On	Quarter Off	Time Off	Time on Court	Score	Score Diff	Reb	Stl	Tov	Ass	PPP
1- Stanley O/ 2- Degenhart T/ 6- Carmichael P/ 11- Cardenas A/ 13- Meadow A/	1	20:00	1	15:18	04:42	9-5	4	4	2	1	0	1.2857
6- Carmichael P/ 10- Ugbo E/ 11- Cardenas A/ 13- Meadow A/ 22- Buchanan J/	1	15:18	1	14:10	01:08	0-2	-2	3	0	0	0	0.0000
5- Keene R/ 10- Ugbo E/ 11- Cardenas A/ 13- Meadow A/ 22- Buchanan J/	1	14:10	1	12:54	01:16	3-2	1	0	0	1	1	1.0000
0- Bowie J/ 2- Degenhart T/ 5- Keene R/ 13- Meadow A/ 22- Buchanan J/	1	12:54	1	11:27	01:27	0-2	-2	3	0	1	0	0.0000
0- Bowie J/ 2- Degenhart T/ 5- Keene R/ 11- Cardenas A/ 22- Buchanan J/	1	11:27	1	09:00	02:27	2-6	-4	1	0	1	0	0.5814
2- Degenhart T/ 5- Keene R/ 11- Cardenas A/ 13- Meadow A/ 22- Buchanan J/	1	09:00	1	09:00	00:00	1-0	1	0	0	0	0	2.2727
1- Stanley O/ 2- Degenhart T/ 5- Keene R/ 11- Cardenas A/ 13- Meadow A/	1	09:00	1	08:42	00:18	0-0	0	1	0	0	0	0.0000
1- Stanley O/ 2- Degenhart T/ 6- Carmichael P/ 11- Cardenas A/ 13- Meadow A/	1	08:42	1	05:51	02:51	4-7	-3	2	1	1	0	0.8197
2- Degenhart T/ 6- Carmichael P/ 11- Cardenas A/ 13- Meadow A/ 22- Buchanan J/	1	05:51	2	20:00	05:51	9-9	0	4	1	1	2	1.0000
2- Degenhart T/ 6- Carmichael P/ 10- Ugbo E/ 11- Cardenas A/ 13- Meadow A/	2	20:00	2	16:53	03:07	7-3	4	5	1	0	2	1.4344
1- Stanley O/ 2- Degenhart T/ 6- Carmichael P/ 11- Cardenas A/ 13- Meadow A/	2	16:53	2	15:52	01:01	0-3	-3	0	0	0	0	0.0000
1- Stanley O/ 2- Degenhart T/ 5- Keene R/ 11- Cardenas A/ 13- Meadow A/	2	15:52	2	12:30	03:22	8-5	3	2	1	0	0	1.4706
2- Degenhart T/ 5- Keene R/ 11- Cardenas A/ 13- Meadow A/ 22- Buchanan J/	2	12:30	2	10:47	01:43	2-0	2	1	1	0	0	1.0000
2- Degenhart T/ 5- Keene R/ 6- Carmichael P/ 11- Cardenas A/ 22- Buchanan J/	2	10:47	2	10:30	00:17	0-1	-1	1	0	1	0	0.0000
1- Stanley O/ 5- Keene R/ 6- Carmichael P/ 11- Cardenas A/ 22- Buchanan J/	2	10:30	2	08:43	01:47	1-2	-1	3	0	1	0	0.4098
1- Stanley O/ 2- Degenhart T/ 5- Keene R/ 6- Carmichael P/ 13- Meadow A/	2	08:43	2	07:56	00:47	1-0	1	1	0	0	0	0.6944
1- Stanley O/ 2- Degenhart T/ 6- Carmichael P/ 11- Cardenas A/ 13- Meadow A/	2	07:56	2	06:43	01:13	2-0	2	0	0	0	0	2.2727
1- Stanley O/ 2- Degenhart T/ 5- Keene R/ 11- Cardenas A/ 13- Meadow A/	2	06:43	2	05:56	00:47	0-2	-2	1	0	0	0	0.0000
1- Stanley O/ 2- Degenhart T/ 6- Carmichael P/ 11- Cardenas A/ 13- Meadow A/	2	05:56	2	03:53	02:03	6-2	4	2	0	1	1	2.0000
1- Stanley O/ 2- Degenhart T/ 5- Keene R/ 11- Cardenas A/ 13- Meadow A/	2	03:53	2	00:00	03:53	7-1	6	6	1	1	0	1.0542



**Boise St. at San Diego St.**

03/13/25 Thomas & Mack Center, Las Vegas  
2024-25 Men's Basketball

**Game Time:** 2:30 PM  
**Game Duration:** 1:59  
**Attendance:** 8,031

**Officials:** Verne Harris, Kevin Brill, Tommy Nunez

**San Diego St.**

Lineup	Quarter On	Time On	Quarter Off	Time Off	Time on Court	Score	Score Diff	Reb	Stl	Tov	Ass	PPP
2- Boyd N/ 10- Davis B/ 21- Byrd M/ 31- Coleman-Jones J/ 40- Heide M/	1	20:00	1	15:18	04:42	5-9	-4	4	0	2	1	0.7143
2- Boyd N/ 3- McKinney III W/ 21- Byrd M/ 31- Coleman-Jones J/ 40- Heide M/	1	15:18	1	14:10	01:08	2-0	2	1	0	0	0	1.0000
3- McKinney III W/ 5- Compton P/ 10- Davis B/ 24- DeGourville T/ 40- Heide M/	1	14:10	1	11:27	02:43	4-3	1	1	1	0	2	1.0000
2- Boyd N/ 5- Compton P/ 21- Byrd M/ 24- DeGourville T/ 31- Coleman-Jones J/	1	11:27	1	08:42	02:45	6-3	3	1	1	0	1	1.5000
2- Boyd N/ 3- McKinney III W/ 21- Byrd M/ 31- Coleman-Jones J/ 40- Heide M/	1	08:42	1	07:44	00:58	2-2	0	1	0	1	1	1.0000
3- McKinney III W/ 10- Davis B/ 21- Byrd M/ 31- Coleman-Jones J/ 40- Heide M/	1	07:44	1	05:51	01:53	5-2	3	2	0	0	2	1.6667
3- McKinney III W/ 21- Byrd M/ 24- DeGourville T/ 31- Coleman-Jones J/ 40- Heide M/	1	05:51	1	03:36	02:15	4-3	1	3	0	0	1	1.1628
2- Boyd N/ 10- Davis B/ 24- DeGourville T/ 31- Coleman-Jones J/ 40- Heide M/	1	03:36	2	20:00	03:36	5-6	-1	2	0	2	1	0.8503
2- Boyd N/ 10- Davis B/ 21- Byrd M/ 31- Coleman-Jones J/ 40- Heide M/	2	20:00	2	17:31	02:29	0-7	-7	1	0	1	0	0.0000
2- Boyd N/ 3- McKinney III W/ 5- Compton P/ 10- Davis B/ 40- Heide M/	2	17:31	2	16:14	01:17	6-0	6	1	0	0	1	3.0000
3- McKinney III W/ 5- Compton P/ 21- Byrd M/ 24- DeGourville T/ 40- Heide M/	2	16:14	2	15:52	00:22	0-0	0	1	0	1	0	0.0000
3- McKinney III W/ 5- Compton P/ 21- Byrd M/ 24- DeGourville T/ 31- Coleman-Jones J/	2	15:52	2	14:50	01:02	0-6	-6	0	0	1	0	0.0000
3- McKinney III W/ 21- Byrd M/ 24- DeGourville T/ 31- Coleman-Jones J/ 40- Heide M/	2	14:50	2	14:19	00:31	0-0	0	1	0	0	0	0.0000
2- Boyd N/ 21- Byrd M/ 24- DeGourville T/ 31- Coleman-Jones J/ 40- Heide M/	2	14:19	2	12:09	02:10	5-2	3	1	0	1	1	1.6667
2- Boyd N/ 10- Davis B/ 21- Byrd M/ 31- Coleman-Jones J/ 40- Heide M/	2	12:09	2	08:43	03:26	3-3	0	2	1	1	0	0.6148
3- McKinney III W/ 5- Compton P/ 10- Davis B/ 24- DeGourville T/ 40- Heide M/	2	08:43	2	07:56	00:47	0-1	-1	1	0	0	0	0.0000
3- McKinney III W/ 5- Compton P/ 10- Davis B/ 24- DeGourville T/ 31- Coleman-Jones J/	2	07:56	2	07:18	00:38	0-0	0	0	0	1	0	0.0000
2- Boyd N/ 3- McKinney III W/ 5- Compton P/ 24- DeGourville T/ 31- Coleman-Jones J/	2	07:18	2	06:50	00:28	0-2	-2	1	0	0	0	0.0000
2- Boyd N/ 5- Compton P/ 21- Byrd M/ 24- DeGourville T/ 31- Coleman-Jones J/	2	06:50	2	04:16	02:34	3-6	-3	1	1	0	0	0.7143
2- Boyd N/ 5- Compton P/ 21- Byrd M/ 24- DeGourville T/ 40- Heide M/	2	04:16	2	03:53	00:23	1-0	1	0	0	0	0	2.2727
2- Boyd N/ 5- Compton P/ 10- Davis B/ 21- Byrd M/ 40- Heide M/	2	03:53	2	03:12	00:41	0-3	-3	0	0	1	0	0.0000
2- Boyd N/ 10- Davis B/ 21- Byrd M/ 31- Coleman-Jones J/ 40- Heide M/	2	03:12	2	00:46	02:25	0-0	0	3	0	0	0	0.0000
2- Boyd N/ 3- McKinney III W/ 21- Byrd M/ 31- Coleman-Jones J/ 40- Heide M/	2	00:46	2	00:00	00:46	1-4	-3	0	0	0	0	0.5319



**Boise St. at San Diego St.**

03/13/25 Thomas & Mack Center, Las Vegas  
2024-25 Men's Basketball

Game Time: 2:30 PM

Game Duration: 1:59

Attendance: 8,031

Officials: Verne Harris, Kevin Brill, Tommy Nunez

**Boise St.**

Lineup	Time	Score	Score Diff	Pts/Min	Reb	Stl	Tov	Ass	PPP
1- Stanley O/ 2- Degenhart T/ 6- Carmichael P/ 11- Cardenas A/ 13- Meadow A/	11:50	21-17	4	1.7746	8	3	3	1	1.2530
1- Stanley O/ 2- Degenhart T/ 5- Keene R/ 11- Cardenas A/ 13- Meadow A/	08:20	15-8	7	1.8000	10	2	1	0	1.1468
2- Degenhart T/ 6- Carmichael P/ 11- Cardenas A/ 13- Meadow A/ 22- Buchanan J/	05:51	9-9	0	1.5385	4	1	1	2	1.0000
2- Degenhart T/ 6- Carmichael P/ 10- Ugbo E/ 11- Cardenas A/ 13- Meadow A/	03:07	7-3	4	2.2460	5	1	0	2	1.4344
0- Bowie J/ 2- Degenhart T/ 5- Keene R/ 11- Cardenas A/ 22- Buchanan J/	02:27	2-6	-4	0.8163	1	0	1	0	0.5814
1- Stanley O/ 5- Keene R/ 6- Carmichael P/ 11- Cardenas A/ 22- Buchanan J/	01:47	1-2	-1	0.5607	3	0	1	0	0.4098
2- Degenhart T/ 5- Keene R/ 11- Cardenas A/ 13- Meadow A/ 22- Buchanan J/	01:43	3-0	3	1.7476	1	1	0	0	1.2295
0- Bowie J/ 2- Degenhart T/ 5- Keene R/ 13- Meadow A/ 22- Buchanan J/	01:27	0-2	-2	0.0000	3	0	1	0	0.0000
5- Keene R/ 10- Ugbo E/ 11- Cardenas A/ 13- Meadow A/ 22- Buchanan J/	01:16	3-2	1	2.3684	0	0	1	1	1.0000
6- Carmichael P/ 10- Ugbo E/ 11- Cardenas A/ 13- Meadow A/ 22- Buchanan J/	01:08	0-2	-2	0.0000	3	0	0	0	0.0000
1- Stanley O/ 2- Degenhart T/ 5- Keene R/ 6- Carmichael P/ 13- Meadow A/	00:47	1-0	1	1.2766	1	0	0	0	0.6944
2- Degenhart T/ 5- Keene R/ 6- Carmichael P/ 11- Cardenas A/ 22- Buchanan J/	00:17	0-1	-1	0.0000	1	0	1	0	0.0000



**Boise St. at San Diego St.**

03/13/25 Thomas & Mack Center, Las Vegas  
2024-25 Men's Basketball

Officials: Verne Harris, Kevin Brill, Tommy Nunez

**San Diego St.**

Lineup	Time	Score	Score Diff	Pts/Min	Reb	Stl	Tov	Ass	PPP
2- Boyd N/ 10- Davis B/ 21- Byrd M/ 31- Coleman-Jones J/ 40- Heide M/	13:02	8-19	-11	0.6132	10	1	4	1	0.4049
2- Boyd N/ 5- Compton P/ 21- Byrd M/ 24- DeGourville T/ 31- Coleman-Jones J/	05:19	9-9	0	1.6928	2	2	0	1	1.0976
2- Boyd N/ 10- Davis B/ 24- DeGourville T/ 31- Coleman-Jones J/ 40- Heide M/	03:36	5-6	-1	1.3889	2	0	2	1	0.8503
3- McKinney III W/ 5- Compton P/ 10- Davis B/ 24- DeGourville T/ 40- Heide M/	03:30	4-4	0	1.1429	2	1	0	2	0.8000
2- Boyd N/ 3- McKinney III W/ 21- Byrd M/ 31- Coleman-Jones J/ 40- Heide M/	02:52	5-6	-1	1.7422	2	0	1	1	0.8503
3- McKinney III W/ 21- Byrd M/ 24- DeGourville T/ 31- Coleman-Jones J/ 40- Heide M/	02:46	4-3	1	1.4458	4	0	0	1	0.9009
2- Boyd N/ 21- Byrd M/ 24- DeGourville T/ 31- Coleman-Jones J/ 40- Heide M/	02:10	5-2	3	2.3077	1	0	1	1	1.6667
3- McKinney III W/ 10- Davis B/ 21- Byrd M/ 31- Coleman-Jones J/ 40- Heide M/	01:53	5-2	3	2.6549	2	0	0	2	1.6667
2- Boyd N/ 3- McKinney III W/ 5- Compton P/ 10- Davis B/ 40- Heide M/	01:17	6-0	6	4.6753	1	0	0	1	3.0000
3- McKinney III W/ 5- Compton P/ 21- Byrd M/ 24- DeGourville T/ 31- Coleman-Jones J/	01:02	0-6	-6	0.0000	0	0	1	0	0.0000
2- Boyd N/ 5- Compton P/ 10- Davis B/ 21- Byrd M/ 40- Heide M/	00:41	0-3	-3	0.0000	0	0	1	0	0.0000
3- McKinney III W/ 5- Compton P/ 10- Davis B/ 24- DeGourville T/ 31- Coleman-Jones J/	00:38	0-0	0	0.0000	0	0	1	0	0.0000
2- Boyd N/ 3- McKinney III W/ 5- Compton P/ 24- DeGourville T/ 31- Coleman-Jones J/	00:28	0-2	-2	0.0000	1	0	0	0	0.0000
2- Boyd N/ 5- Compton P/ 21- Byrd M/ 24- DeGourville T/ 40- Heide M/	00:23	1-0	1	2.6087	0	0	0	0	2.2727
3- McKinney III W/ 5- Compton P/ 21- Byrd M/ 24- DeGourville T/ 40- Heide M/	00:22	0-0	0	0.0000	1	0	1	0	0.0000