

FRESNO STATE MEN'S BASKETBALL • 2024-25 GAME NOTES

GAME #32 • NEVADA

March 12 | 1:30 p.m. PT
Thomas & Mack Center | Las Vegas, Nev.



SERIES HISTORY

Overall: 45-67 | **In Fresno:** 28-25 | **In Reno:** 17-38
Neutral: 0-5 | **Streak:** NV +6
Last Meeting: 69-94 in Reno on Feb. 10, 2025
Last FS Win: Feb. 4, 2022 (73-56 in Fresno)

MOUNTAIN WEST NETWORK

PxP: Nate Kreckman • **Analyst:** Terrence Ogelsby

THE MATCHUP



Fresno State
(5-26, 2-18 MW)
HC: Vance Walberg (1)

VS



Nevada
(16-13, 8-12 MW)
HC: Steve Alford (6)

BULLDOG SPORTS NETWORK

PxP: Paul Loeffler • **Analyst:** Marc Q. Jones • **Sideline:** Taylor Martinez

2024-25 SCHEDULE/RESULTS

NOVEMBER

		TIME/RESULT
8	Sacramento State	W, 64-57
13	at UCSB	L, 91-86
16	at CSU Bakersfield	L, 74-58
20	Prairie View A&M [1]	W, 94-83
23	at Long Beach State	W, 72-69
26	vs. Washington State [1]	L, 84-73
27	vs. Cal Baptist [1]	L, 86-81 (20T)

DECEMBER

4	San Diego State ^{MW}	L, 84-62
7	at Santa Clara	L, 81-66
11	at BYU	L, 95-67
14	San Diego	W, 73-65
21	Cal Baptist	L, 86-69
28	at UNLV ^{MW}	L, 87-77
31	New Mexico ^{MW}	L, 103-89

JANUARY

4	at Utah State ^{MW}	L, 89-83
7	at Colorado State ^{MW}	L, 91-64
11	Nevada ^{MW}	L, 77-66 (OT)
17	Air Force ^{MW}	W, 74-65
20	at New Mexico ^{MW}	L, 95-67
25	Colorado State ^{MW}	L, 69-64
28	at Wyoming ^{MW}	L, 83-72 (OT)

FEBRUARY

1	at Boise State ^{MW}	L, 82-60
4	San Jose State ^{MW}	L, 94-91 (20T)
7	Utah State ^{MW}	L, 89-81
10	at Nevada ^{MW}	L, 94-69
15	UNLV ^{MW}	L, 52-51
18	at San Diego State ^{MW}	L, 83-60
22	at Air Force ^{MW}	L, 72-69 (OT)

MARCH

1	Boise State ^{MW}	L, 66-61
4	Wyoming ^{MW}	W, 62-58
8	at San Jose State ^{MW}	L, 92-68
12-15	Mountain West Championships	TBA

[1] Acrisure Holiday Invitational
Home games in bold
All Times Pacific

QUICK LOOK

- Fresno State will head into this week's Mountain West Men's Basketball Championships as the No. 10 seed and face No. 7 seed Nevada. The contest will be the second of the opening round.
- The Bulldogs are playing a first round matchup for the sixth straight year, and seventh time overall.
- Fresno State is 4-2 all-time in the opening round.
- Fresno State will be the lower seed in its opening game at the MW Championships for just the fourth time, with each occurring since 2022. The 'Dogs are 2-1 in their previous three first round games.
- This year marks the first time the Bulldogs have been the No. 10 seed at the tournament.
- Four of the Bulldogs' last six games overall have seen low-scoring affairs with games going down to wire. Regulation scores were 52-51 with UNLV, 61-61 at Air Force, 66-61 with Boise State and 62-58 with Wyoming.
- Fresno State is currently using its 10th different starting lineup this season. That ranks as the 12th-most in the country this season.
- The 'Dogs have also seen nine of their players earn their first Division I start this season. It ranks as the second-most for any team in the country this year. Six players in the Bulldogs' current seven-man rotation are included in that group of nine.
- Elijah Price enters this week's tournament with three double-doubles in his last four games. He earned his third MW Freshman of the Week honor on Monday after averaging 14.5 points and 11.5 rebounds in two games last week.
- One of the Bulldogs' most consistent players through conference play has been Brian Amuneke who is averaging 11.8 points per outing in his last 13 appearances. The reigning MW Freshman of the Week is averaging 45.9% from 3 during that span.
- Fresno State is the only team in the MW with two freshmen averaging at least 6.0 points per game in conference play. Elijah Price is first at 10.9 ppg while Brian Amuneke is third at 9.5 ppg.
- Amuneke has recorded eight double-figure games in his last 13 appearances.
- Price owns the program's Division I record for most double-doubles in a season (10) by a freshman which was previously held by Paul George (2008-09). His 10 are the second-most by a freshman in the country this year.
- The redshirt freshman also ranks third in the country among freshmen in rebounding (8.2 rpg) and is first in offensive rebounds (3.13).
- Jasir Tremble enters the week with three double-figure scoring games in his last four. Last time out, he dropped a season-high 22 points at San Jose State.

BY THE NUMBERS

70

Fresno State has been held below 70 points in its last seven contests.

10

Redshirt freshman Elijah Price has totaled 10 double-doubles this year. It is the most by a Bulldog freshman, surpassing Paul George who had six during the 2008-09 season.

14.5

Jasir Tremble is averaging 14.5 points in the last four games. That includes matching his then season-high 19 at Air Force, and setting a new high of 22 at San Jose State.

TALE OF THE TAPE

FRESNO STATE	STATS	NEVADA
70.7	POINTS PER GAME	72.3
80.5	OPPONENT POINTS GAME	68.1
40.6	FG%	47.7
31.1	3-POINT FG%	35.1
69.3	FT%	69.7
46.6	FG% DEFENSE	43.4
34.4	3-POINT FG% DEFENSE	35.7
34.8	REBOUNDS PER GAME	32.2
10.7	ASSISTS PER GAME	15.2
0.8	ASSISTS-TO-TURNOVER	1.5
3.3	BLOCKS PER GAME	3.4
7.6	STEALS PER GAME	6.3

RECORD BREAKDOWN

Overall: 6-25 **Mountain West:** 2-18
Home: 5-9 **Away:** 1-14 **Neutral:** 0-2

FOLLOW US

X (Twitter): @FresnoStateMBB
Instagram: @fresnostatembb

THE CONTENTS

Game Info	1
Quick Facts / Roster	2
Starting Lineups	3
Miscellaneous Stats	4
Team Game-By-Game Comparison	5
Overall Stats	6
Conference Only Stats	7
Notes	8-11
Last Times	12
Mountain West Records	13
MW Bracket	14
Head Coach Vance Walberg	15
Player Pages	16-28
Box Scores	29-36
TV/Radio Spot Chart	38

REFERENCE: "Fresno State" (never: FSU, FRES, CSUF, Fresno State University or just "Fresno"); ABBREVIATIONS: Fresno St. or FS

UNIVERSITY QUICK FACTS

Location.....	Fresno, Calif.
Founded.....	1911
Enrollment.....	24,234
President.....	Dr. Saúl Jiménez-Sandoval
Director of Athletics.....	Garrett Klassy
Senior Woman Administrator.....	Carrie Coll
Faculty Athletic Representative.....	Victor Torres
Colors.....	Red and Blue
Nickname.....	Bulldogs
Conference.....	Mountain West

PROGRAM QUICK FACTS

TEAM INFORMATION

2023-24 Overall Record.....	12-21
2023-24 Mountain West Record.....	4-14
2024-25 Starters Returning/Lost.....	0/5
2024-25 Returners.....	2
2024-25 Newcomers.....	14

ARENA INFORMATION

Name.....	Save Mart Center (15,596)
Opened.....	2003 (22nd Season)
Record in Save Mart Center.....	221-111
Largest Crowd.....	15,423 (12/19/06 vs. Stanford)
Number of 12,000-plus crowds.....	25
Last 12,000-plus crowd.....	14,801 (3/1/14 vs. San Diego State)

TEAM HISTORY

First Season.....	1921-22
Seasons.....	102nd
All-Time Record.....	1,413-1,235
Record in Selland Arena (1967-2003).....	407-15
Record in Save Mart Center (2003-Pres.).....	221-111
Conference Championships.....	23
.....	18 Regular Season, 5 Tournament
Last Conference Championship.....	2016 (MW)
Postseason Appearances.....	24*
Last Postseason Appearance.....	2022 (TBC)
NCAA Tournament Appearances.....	6*
.....	1981, 1982, 1984, 2000*, '01 & '16)
Last NCAA Tournament Appearance.....	2016
NIT Appearances.....	10
.....	(1983, '85, '94, '96, '97, '98, '99, 2002, '07 & '17)
Last NIT Appearance.....	2017
NIT Final Fours.....	2 (1983 & '98)
NIT Championships.....	1 (1983)
All-Time NIT Record.....	14-10
College Basketball Invitational (CBI) Appearances....	1
(2014)	
All-Time CBI Record.....	4-2
The Basketball Classic Appearances.....	1 (2022)
NCAA Pacific Coast Regionals.....	6
NCAA College Division Championships.....	2

*Note: * = 2000 NCAA Tournament appearance vacated due to use of ineligible student-athlete.*

ATHLETICS STRATEGIC COMMUNICATIONS

Assistant Director of Strategic Communications /	
MBB Contact.....	Josh Mitchell
Email.....	jomitchell@csufresno.edu
Office.....	559.278.7301
Cell.....	559.389.1960

2024-25 FRESNO STATE ROSTER

#	Player	Pos.	Ht.	Wt.	Cl.	Hometown/High School/Previous School
0	Jasir Tremble	G	5-10	160	Jr.	Washington, D.C. / Theodore Roosevelt / Prince George's CC
3	Elijah Price	F	6-9	208	RFr.	Long Beach, Calif. / St. Anthony's / Drake
4	Troy Jenkins	G	6-4	178	Fr.	Newport Beach, Calif. / Crean Lutheran
6	Joshua Bonga	G	6-4	197	Fr.	Koblenz, Germany
7	Pierre Geneste Jr.	F	6-11	216	Jr.	Port-au-Prince, Haiti / Heritage Christian / Louisiana Tech
8	Alex Crawford	F	6-8	208	Jr.	Chula Vista, Calif. / Coronado HS / Stetson / San Diego City College
9	Pasha Shemirani	F	6-5	195	Fr.	Los Angeles, Calif. / Sunrise Christian Academy (Kan.)
10	Zaon Collins	G	6-1	173	So.	Las Vegas, Nev. / Bishop Gorman HS / Salt Lake CC
13	Rippen Gill	G	6-7	195	Fr.	Bakersfield, Calif. / Centennial HS
15	David Douglas Jr.	G	6-5	205	So.	Park Forest, Ill. / Yorkville Christian / Green Bay
20	Makhan Diouf	F	6-11	206	Fr.	Dakar, Senegal / Bella Vista Prep (Ariz.)
21	Brian Amuneke	G	6-5	181	Fr.	Los Angeles, Calif. / Rancho Christian School
23	Mor Seck	C	7-1	235	Jr.	Ngayene Daour, Senegal / Prolific Prep / Hawai'i

COACHING STAFF

Head Coach: Vance Walberg (1st season)
Associate Head Coach: John Welch (1st season)
Assistant Coach: Ray Barefield (1st season)
Assistant Coach: Jaren Harris (1st season)
Assistant Coach: Chris Stahowski (1st season)
Assistant Coach: Tory Stamps (1st season)
Director of Basketball Operations: Nate Leal (6th season)
Director of Player Development: Elijah Hill (1st season)
Director of Basketball Performance: Charles Young (4th season)
Associate Director of Sports Medicine: Rachel Wilhelm (1st season)
Head Manager: Gage Vickers (4th season)

PRONUNCIATIONS

Brian Amuneke	am-you-neek	Zaon Collins	zay-on
Makhan Diouf	muh-kon joof	Pierre Geneste Jr.	jeh-ness-tay
Pasha Shemirani	shem-ih-ron-ee	Jasir Tremble	jah-sear trem-bull

FRESNO STATE PROBABLE STARTERS (BASED ON PREVIOUS GAME)

NO.	NAME	POS.	HT.	WT.	CL.	HOMETOWN	GP/GS	FG%	3FG%	FT%	RPG	APG	SPG	BPG	PPG
3	Elijah Price	F	6-9	208	RFr.	Long Beach, Calif.	31/31	.402	.105	.653	8.2	1.0	1.4	1.3	10.3
8	Alex Crawford	F	6-8	208	Jr.	Chula Vista, Calif.	29/22	.491	.275	.711	4.2	1.3	1.0	0.8	11.6
10	Zaon Collins	G	6-1	173	So.	Las Vegas, Nev.	28/27	.439	.329	.709	4.1	4.4	1.9	0.1	12.3
21	Brian Amuneke	G	6-5	181	Fr.	Los Angeles, Calif.	28/5	.421	.405	.677	2.5	0.4	0.8	0.0	7.4
23	Mor Seck	C	7-1	235	Jr.	Ngayene Daour, Senegal	30/20	.425	.000	.605	3.3	0.1	0.2	0.5	3.0
0	Jasir Tremble	G	5-10	160	Jr.	Washington, D.C.	31/4	.374	.369	.529	0.9	0.9	0.9	0.0	6.0
4	Troy Jenkins	G	6-4	178	Fr.	Newport Beach, Calif.	-	-	-	-	-	-	-	-	-
6	Joshua Bonga	G	6-4	197	Fr.	Koblenz, Germany	14/0	.250	.333	1.000	0.5	0.1	0.1	0.0	0.6
7	Pierre Geneste Jr.	F	6-11	216	Jr.	Port-au-Prince, Haiti	18/6	.478	.000	.364	2.3	0.0	0.2	0.4	1.4
9	Pasha Shemirani	F	6-5	195	Fr.	Los Angeles, Calif.	-	-	-	-	-	-	-	-	-
13	Rippen Gill	F	6-7	195	Fr.	Bakersfield, Calif.	-	-	-	-	-	-	-	-	-
15	David Douglas Jr.	G	6-5	205	So.	Park Forest, Ill.	6/0	.314	.310	.583	1.0	0.5	1.0	0.2	6.3
20	Makhan Diouf	F	6-11	206	Fr.	Dakar, Senegal	-	-	-	-	-	-	-	-	-

GAME-BY-GAME STARTING LINEUP

Opponent	Date	Result	G	G	G/F	G/F	F/C	Points Scored	
								Starters	Bench
Sacramento State	11/8/24	W, 64-57	Collins	Weaver	Robinson	Crawford	Price	33	31
at UCSB	11/13/24	L, 91-86	Collins	Weaver	Robinson	Crawford	Price	61	25
at CSU Bakersfield	11/16/24	L, 74-56	Collins	Weaver	Robinson	Crawford	Price	42	14
Prairie View A&M	11/20/24	W, 94-83	Weaver	Robinson	Augillard	Price	Seck	74	20
at Long Beach State	11/23/24	W, 72-69	Robinson	Amuneke	Augillard	Price	Seck	58	14
vs. Washington State	11/26/24	L, 84-73	Collins	Robinson	Augillard	Price	Seck	47	26
vs. Cal Baptist	11/27/24	L, 86-81 (20T)	Collins	Weaver	Robinson	Price	Seck	51	30
San Diego State	12/4/24	L, 84-62	Collins	Robinson	Augillard	Price	Seck	43	19
at Santa Clara	12/7/24	L, 81-66	Collins	Weaver	Robinson	Crawford	Price	59	7
at BYU	12/11/24	L, 95-67	Collins	Weaver	Robinson	Crawford	Price	44	23
San Diego	12/14/24	W, 73-65	Collins	Weaver	Robinson	Crawford	Price	61	12
Cal Baptist	12/21/24	L, 86-69	Collins	Weaver	Robinson	Crawford	Price	55	14
at UNLV	12/28/24	L, 87-77	Collins	Weaver	Robinson	Price	Seck	54	23
New Mexico	12/31/24	L, 103-89	Collins	Weaver	Robinson	Price	Seck	54	35
at Utah State	1/4/25	L, 89-83	Tremble	Weaver	Robinson	Price	Seck	46	37
at Colorado State	1/7/25	L, 91-64	Collins	Weaver	Robinson	Price	Seck	30	34
Nevada	1/11/25	L, 77-66 (OT)	Collins	Weaver	Crawford	Price	Geneste Jr.	44	22
Air Force	1/17/25	W, 74-65	Collins	Weaver	Crawford	Price	Geneste Jr.	69	5
at New Mexico	1/20/25	L, 95-67	Collins	Weaver	Crawford	Price	Geneste Jr.	42	25
Colorado State	1/25/25	L, 69-64	Collins	Weaver	Crawford	Price	Seck	61	3
at Wyoming	1/28/25	L, 83-72 (OT)	Collins	Weaver	Crawford	Price	Seck	56	16
at Boise State	2/1/25	L, 82-60	Collins	Weaver	Crawford	Price	Seck	44	16
San Jose State	2/4/25	L, 94-91 (20T)	Collins	Weaver	Crawford	Price	Seck	72	19
Utah State	2/7/25	L, 89-81	Collins	Weaver	Crawford	Price	Geneste Jr.	64	17
at Nevada	2/10/25	L, 94-69	Collins	Weaver	Crawford	Price	Seck	36	33
UNLV	2/15/25	L, 52-51	Collins	Weaver	Crawford	Price	Seck	37	14
at San Diego State	2/18/25	L, 83-60	Collins	Weaver	Crawford	Price	Seck	46	14
at Air Force	2/22/25	L, 72-69 (OT)	Tremble	Amuneke	Crawford	Price	Seck	72	0
Boise State	3/1/25	L, 66-61	Collins	Amuneke	Crawford	Price	Seck	42	19
Wyoming	3/4/25	W, 62-58	Collins	Amuneke	Crawford	Price	Seck	60	2
at San Jose State	3/8/25	L, 92-68	Collins	Amuneke	Crawford	Price	Seck	46	22
Totals								1603 (73.1%)	591 (26.9%)

STARTING LINEUP RECORDS

G	G	G/F	G/F	F/C	Record
Collins	Weaver	Robinson	Crawford	Price	2-5
Weaver	Robinson	Augillard	Price	Seck	1-0
Robinson	Amuneke	Augillard	Price	Seck	1-0
Collins	Robinson	Augillard	Price	Seck	0-2
Collins	Weaver	Robinson	Price	Seck	0-4
Tremble	Weaver	Robinson	Price	Seck	0-1
Collins	Weaver	Crawford	Price	Geneste Jr.	1-3
Collins	Weaver	Crawford	Price	Seck	0-7
Tremble	Amuneke	Crawford	Price	Seck	0-1
Collins	Amuneke	Crawford	Price	Seck	1-2

GAMES LED TEAM IN (TIED FOR TEAM LEAD ALSO INCLUDED)

Scoring Leaders

	'24-25	FS Career
Brian Amuneke	3	3
Zaon Collins	6	6
Alex Crawford	3	3
David Douglas Jr.	1	1
Elijah Price	2	2
Mor Seck	1	1
Jasir Tremble	4	4

Rebounding Leaders

	'24-25	FS Career
Zaon Collins	2	2
Alex Crawford	3	3
Elijah Price	18	18
Mor Seck	2	2

Assists Leaders

	'24-25	FS Career
Brian Amuneke	1	1
Zaon Collins	23	23
Alex Crawford	5	5
Elijah Price	5	5
Jasir Tremble	1	1

Blocks Leaders

	'24-25	FS Career
Alex Crawford	9	9
Zaon Collins	2	2
David Douglas Jr.	1	1
Pierre Geneste Jr.	5	8
Elijah Price	19	19
Mor Seck	6	6

Steals Leaders

	'24-25	FS Career
Brian Amuneke	1	1
Zaon Collins	13	13
Alex Crawford	5	5
David Douglas Jr.	2	2
Elijah Price	8	8
Mor Seck	2	2
Jasir Tremble	6	6

MISCELLANEOUS STATS

10+ Points

	'24-25	FS Career
Brian Amuneke	9	9
Zaon Collins	19	19
Alex Crawford	16	16
David Douglas Jr.	2	2
Elijah Price	17	17
Mor Seck	1	1
Jasir Tremble	7	7

15+ points

	'24-25	FS Career
Brian Amuneke	5	5
Zaon Collins	9	9
Alex Crawford	10	10
David Douglas Jr.	1	1
Elijah Price	5	5
Mor Seck	1	1
Jasir Tremble	5	5

20+ points

	'24-25	FS Career
Zaon Collins	4	4
Alex Crawford	4	4
Jasir Tremble	1	1

Double-Doubles

	'24-25	FS Career
Alex Crawford	2	2
Elijah Price	10	10
Mor Seck	1	1

10+ Rebounds

	'24-25	FS Career
Alex Crawford	3	3
Elijah Price	11	11
Mor Seck	2	2

5+ Assists

	'24-25	FS Career
Zaon Collins	10	10

3+ Blocks

	'24-25	FS Career
Alex Crawford	1	1
Pierre Geneste Jr.	1	1
Elijah Price	5	5
Mor Seck	1	1

3+ Steals

	'24-25	FS Career
Brian Amuneke	1	1
Zaon Collins	10	10
Alex Crawford	4	4
David Douglas Jr.	1	1
Elijah Price	5	5
Jasir Tremble	2	2

SPECIALTY STATS

(PP) points in paint; (OT) points off turnovers; (2nd) second chance points; (FB) fast break point

Fresno State - Opponents

Game	OT	PP	2ND	FB
Sacramento State	16/12	22/24	20/11	8/7
at UCSB	21/17	44/30	11/9	23/11
at CSU Bakersfield	14/24	34/36	10/25	17/10
Prairie View A&M	15/15	54/42	21/10	18/25
at Long Beach State	20/6	24/20	12/8	13/2
vs. Washington State	17/18	34/50	4/7	5/12
vs. Cal Baptist	4/14	52/42	14/15	10/7
San Diego State	11/13	26/50	15/19	16/21
at Santa Clara	18/19	34/26	4/10	13/13
at BYU	18/11	24/44	5/13	11/11
San Diego	16/12	44/40	14/9	17/10
Cal Baptist	12/17	30/50	2/13	9/15
at UNLV	12/13	28/50	10/8	16/6
New Mexico	18/21	36/54	10/10	8/35
at Utah State	17/9	40/44	12/10	8/7
at Colorado State	16/24	20/28	7/8	14/9
Nevada	16/14	20/44	10/23	6/7
Air Force	16/8	38/14	4/8	11/7
at New Mexico	16/18	40/50	3/12	20/26
Colorado State	8/18	26/32	10/12	5/4
at Wyoming	18/17	40/22	11/14	11/0
at Boise State	12/11	30/38	7/12	6/6
San Jose State	21/16	56/38	17/10	9/15
Utah State	12/21	32/56	17/24	8/15
at Nevada	12/20	22/44	8/12	11/11
UNLV	11/13	22/16	9/16	8/11
at San Diego State	9/20	38/48	4/14	5/10
at Air Force	11/16	44/20	6/5	3/6
Boise State	15/12	24/26	12/21	5/12
Wyoming	7/16	24/14	14/12	3/4
at San Jose State	16/16	42/46	12/13	9/14
FS Total	404	1066	314	326
FS Average	13.0	34.4	10.1	10.5
Opp Total	481	1138	393	349
Opp Average	15.5	36.7	12.7	11.3

Returning Scoring

1.	DePaul	0.0%
2.	IU Indy	0.0%
3.	Iona	0.0%
4.	Kentucky	0.0%
5.	Louisville	0.0%
6.	Missouri State	1.3%
7.	UT-Martin	1.7%
8.	Indiana State	2.8%
9.	Long Beach State	3.9%
10.	Tarleton State	4.7%
11.	TCU	4.7%
12.	Vanderbilt	4.8%
13.	Pacific	6.1%
14.	Memphis	8.1%
15.	James Madison	8.6%
16.	Washington	9.7%
17.	Coastal Carolina	10.5%
18.	Canisius	10.8%
19.	VMI	11.0%
20.	Fresno State	11.2%

Returning Rebounding

1.	DePaul	0.0%
2.	IU Indy	0.0%
3.	Iona	0.0%
4.	Kentucky	0.0%
5.	Louisville	0.0%
6.	Missouri State	1.1%
7.	Tarleton State	3.1%
8.	Long Beach State	3.4%
9.	Indiana State	4.8%
10.	UT-Martin	5.3%
11.	Pacific	6.7%
12.	Coastal Carolina	7.5%
13.	James Madison	8.4%
14.	Fresno State	8.8%
15.	Vanderbilt	9.0%
16.	VMI	10.0%
17.	Houston Christian	10.4%
18.	Memphis	10.7%
19.	Oklahoma State	11.3%
20.	Detroit Mercy	12.9%

Returning Minutes Played

1.	DePaul	0.0%
2.	IU Indy	0.0%
3.	Iona	0.0%
4.	Kentucky	0.0%
5.	Louisville	0.0%
6.	Missouri State	1.2%
7.	Indiana State	3.2%
8.	UT-Martin	3.4%
9.	Long Beach State	4.9%
10.	Pacific	5.3%
11.	Tarleton State	6.6%
12.	Coastal Carolina	7.5%
13.	TCU	7.5%
14.	Vanderbilt	10.3%
15.	Washington	10.4%
16.	Memphis	11.0%
17.	Fresno State	11.6%
18.	James Madison	11.8%
19.	Canisius	14.2%
20.	Boston College	14.8%

Newcomers on 2024-25 Roster

1.	California	16
	IU Indy	16
	Louisville	16
	UT Martin	16
5.	Missouri State	15
6.	Tarleton State	14
	Fresno State	14
	Pacific	14
	Coastal Carolina	14
	DePaul	14

TEAM GAME-BY-GAME COMPARISON

Opponent	DATE	SCORE	FG	FG PCT	3FG	3FG PCT	FT	FT Pct	OREB	DREB	REB	F	AST	TO	BLK	STL	PTS
Sacramento State	11/8/24	64-57	21-61	.344	8-30	.267	14-19	.737	14	28	42	13	10	13	4	8	64
at UCSB	11/13/24	86-91	24-61	.393	8-30	.267	1-2	.500	9	29	38	17	9	16	5	4	57
			31-67	.463	8-22	.364	16-24	.667	10	21	31	25	15	13	3	12	86
at CSU Bakersfield	11/16/24	56-74	27-52	.519	8-23	.348	29-33	.879	6	29	35	21	12	20	0	5	91
			21-56	.375	2-16	.125	12-19	.632	7	20	27	18	5	15	6	7	56
Prairie View A&M	11/20/24	94-83	30-65	.462	5-17	.294	9-18	.500	19	32	51	18	11	17	4	5	74
			35-72	.486	6-22	.273	18-25	.720	16	33	49	22	17	12	2	1	94
at Long Beach State	11/23/24	72-69	30-72	.417	5-23	.217	18-26	.692	15	25	40	23	11	10	4	8	83
			18-60	.300	6-26	.231	30-44	.682	18	26	44	12	10	8	0	10	72
vs. Washington State	11/26/24	73-84	27-64	.422	12-29	.414	3-4	.750	12	30	42	26	16	19	2	7	69
			27-63	.429	7-22	.318	12-21	.571	9	24	33	17	9	18	0	6	73
vs. Cal Baptist	11/27/24	81-86 2OT	34-64	.531	6-22	.273	10-18	.556	11	31	42	19	23	19	7	10	84
			33-78	.423	4-21	.190	11-17	.647	14	39	53	13	7	15	4	3	81
San Diego State	12/4/24	62-84	34-90	.378	9-34	.265	9-14	.643	19	33	52	17	14	7	4	6	86
			18-66	.273	5-26	.192	21-30	.700	13	26	39	18	4	11	3	12	62
at Santa Clara	12/7/24	66-81	33-68	.485	7-23	.304	11-17	.647	13	40	53	23	12	14	6	4	84
			23-59	.390	6-15	.400	14-21	.667	8	25	33	16	10	17	2	10	66
at BYU	12/11/24	67-95	26-62	.419	13-31	.419	16-22	.727	14	29	43	17	20	16	4	13	81
			24-69	.348	12-37	.324	7-10	.700	8	19	27	11	17	10	1	9	67
San Diego	12/14/24	73-65	38-69	.551	14-34	.412	5-6	.833	12	38	50	13	18	17	3	3	95
			26-61	.426	3-17	.176	18-25	.720	14	26	40	14	9	12	6	10	73
Cal Baptist	12/21/24	69-86	27-66	.409	5-21	.238	6-10	.600	16	25	41	23	10	17	2	6	65
			27-58	.466	10-18	.556	5-12	.417	7	20	27	14	11	10	5	5	69
at UNLV	12/28/24	77-87	34-65	.523	9-20	.450	9-11	.818	12	27	39	12	18	9	2	7	86
			46-66	.466	13-29	.448	10-16	.625	6	21	27	15	19	9	4	7	77
New Mexico	12/31/24	89-103	35-65	.538	10-24	.417	7-9	.778	10	29	39	15	19	10	0	5	87
			29-67	.433	10-22	.455	21-31	.677	10	24	34	15	10	15	4	10	89
at Utah State	1/4/25	83-89	41-70	.586	9-23	.391	12-15	.800	6	30	36	19	21	16	8	10	103
			29-60	.483	7-20	.350	18-26	.692	10	30	40	24	19	14	2	8	83
at Colorado State	1/7/25	64-91	31-64	.484	9-26	.346	18-27	.667	10	25	35	17	22	11	4	11	89
			19-50	.380	7-14	.500	19-33	.576	10	23	33	20	9	17	3	6	64
Nevada	1/11/25	66-77 OT	29-58	.500	13-30	.433	20-23	.870	9	29	38	23	28	12	1	5	91
			19-55	.345	9-24	.375	19-27	.704	7	27	34	23	12	14	3	7	66
Air Force	1/17/25	74-65	27-70	.386	5-30	.167	18-25	.720	19	35	54	22	12	11	5	6	77
			24-48	.500	5-18	.278	21-23	.913	4	27	31	15	7	9	3	3	74
at New Mexico	1/20/25	67-95	20-61	.328	12-38	.316	13-17	.765	16	21	37	19	13	9	2	5	65
			25-69	.362	5-25	.200	12-15	.800	7	28	35	11	17	14	5	9	67
Colorado State	1/25/25	64-69	38-78	.487	13-30	.433	6-11	.545	15	39	54	15	23	13	4	8	95
			21-48	.438	8-23	.348	14-18	.778	5	22	27	13	8	11	1	5	64
at Wyoming	1/28/25	72-83 OT	25-53	.472	8-26	.308	11-16	.688	10	25	35	16	15	11	2	4	69
			27-66	.409	5-22	.227	13-19	.684	18	20	38	14	13	15	2	13	72
at Boise State	2/1/25	60-82	28-57	.491	17-36	.472	10-13	.769	10	25	35	20	23	18	4	5	83
			21-55	.382	4-17	.235	14-17	.824	8	20	28	14	8	13	5	4	60
San Jose State	2/4/25	91-94	30-62	.484	11-29	.379	11-12	.917	11	26	37	16	18	11	4	4	82
			33-79	.418	5-15	.333	20-25	.800	18	31	49	14	13	15	5	11	91
Utah State	2/7/25	81-89	34-73	.466	14-36	.389	12-13	.923	9	32	41	21	18	16	5	8	94
			26-55	.473	9-23	.391	20-28	.714	12	13	25	18	11	14	4	12	81
at Nevada	2/10/25	69-94	37-60	.617	5-16	.313	10-20	.500	16	22	38	20	22	14	6	11	89
			22-52	.423	11-25	.440	14-22	.636	10	18	28	12	17	18	1	8	69
UNLV	2/15/25	51-52	38-62	.613	13-29	.448	5-10	.500	8	26	34	16	30	11	4	9	94
			17-56	.304	6-20	.300	11-16	.688	11	29	40	9	11	12	6	6	51
at San Diego State	2/18/25	60-83	22-65	.338	6-25	.240	2-4	.500	15	30	45	12	11	13	7	9	52
			24-55	.436	5-19	.263	7-8	.875	4	17	21	10	9	16	2	8	60
at Air Force	2/22/25	69-72	34-63	.540	8-26	.308	7-8	.875	11	24	35	11	20	10	6	8	83
			27-56	.482	4-14	.286	11-16	.688	7	31	38	11	9	12	5	5	69
Boise State	3/1/25	61-66	25-63	.397	15-40	.375	7-11	.636	7	23	30	17	20	10	3	9	72
			22-59	.373	6-19	.316	11-16	.688	14	20	34	16	3	8	2	5	61
Wyoming	3/4/25	62-58	21-56	.375	7-29	.241	17-20	.850	17	26	43	14	14	11	5	5	66
			18-51	.353	6-18	.333	20-28	.714	17	28	45	15	6	12	2	3	62
at San Jose State	3/8/25	68-92	20-61	.328	12-40	.300	6-10	.600	14	19	33	23	14	7	4	5	58
			26-64	.406	3-20	.150	13-21	.619	10	18	28	14	7	10	6	13	68
			33-62	.532	10-26	.385	16-19	.842	12	33	45	18	19	13	3	8	92

SEASON STATS



2024-25 Fresno St. Men's Basketball Combined Team Statistics All games

Page 1/1
as of Mar 10, 2025

Game Records

Record	Overall	Home	Away	Neutral
ALL GAMES	6-25	5-9	1-14	0-2
CONFERENCE	2-18	2-8	0-10	0-0
NON-CONFERENCE	4-7	3-1	1-4	0-2

Score by Periods

Team	1st	2nd	OT	TOT
Fresno St.	953	1183	55	2191
Opponents	1156	1252	88	2496

Team Box Score

No. Player					Total		3-Point		F-Throw		Rebounds													
		GP-GS	MIN	AVG	FG-FGA	FG%	3FG-3FGA	3FG%	FT-FTA	FT%	OFF	DEF	TOT	AVG	PF	DQ	A	TO	BLK	STL	PTS	AVG		
1	AUGILLARD, Amar	11-4	224:11	20.4	47-126	.373	18-74	.243	34-41	.829	6	21	27	2.5	28	1	6	21	0	10	146	13.3		
5	WEAVER, Jalen	25-24	831:26	33.3	108-284	.380	36-114	.316	60-74	.811	13	85	98	3.9	33	0	34	50	7	28	312	12.5		
10	COLLINS, Zaon	28-27	986:32	35.2	129-294	.439	26-79	.329	61-86	.709	19	95	114	4.1	64	1	124	64	4	54	345	12.3		
8	CRAWFORD, Alex	29-22	937:21	32.3	132-269	.491	19-69	.275	54-76	.711	42	81	123	4.2	58	1	38	60	24	28	337	11.6		
11	ROBINSON, Mykell	17-16	569:56	33.5	55-175	.314	21-69	.304	44-60	.733	8	97	105	6.2	36	1	51	37	2	9	175	10.3		
3	PRICE, Elijah	31-31	950:50	30.7	94-234	.402	4-38	.105	126-193	.653	97	156	253	8.2	98	4	31	63	39	43	318	10.3		
21	AMUNEKE, Brian	28-5	578:58	20.7	67-159	.421	32-79	.405	42-62	.677	14	55	69	2.5	55	0	12	25	1	21	208	7.4		
15	DOUGLAS JR., David	6-0	95:41	15.9	11-35	.314	9-29	.310	7-12	.583	1	5	6	1.0	7	0	3	1	1	6	38	6.3		
0	TREMBLE, Jasir	31-2	497:18	16.0	70-187	.374	38-103	.369	9-17	.529	8	20	28	0.9	25	0	28	34	1	28	187	6.0		
23	SECK, Mor	30-20	453:20	15.1	34-80	.425	0-0	.000	23-38	.605	41	59	100	3.3	52	1	4	15	14	5	91	3.0		
7	GENESTE JR., Pierre	18-4	185:11	10.3	11-23	.478	0-0	.000	4-11	.364	22	19	41	2.3	18	0	0	7	8	3	26	1.4		
6	BONGA, Joshua	14-0	64:15	4.6	2-8	.250	2-6	.333	2-2	1.000	2	5	7	0.5	2	0	1	5	0	1	8	0.6		
Team											53	56	109					19						
Total		31	6375		760-1874	.406	205-660	.311	466-672	.693	326	754	1080	34.8	476	9	332	401	101	236	2191	70.7		
Opponents		31	6372		932-2001	.466	298-866	.344	334-464	.720	383	888	1271	41.0	563	6	536	408	122	212	2496	80.5		

Team Statistics

	FRESNO	OPP
Scoring	2191	2496
Points per game	70.7	80.5
Scoring margin	-9.8	-
Field goals-att	760-1874	932-2001
Field goal pct	.406	.466
3 point fg-att	205-660	298-866
3-point FG pct	.311	.344
3-pt FG made per game	6.6	9.6
Free throws-att	466-672	334-464
Free throw pct	.693	.720
F-Throws made per game	15.0	10.8
Rebounds	1080	1271
Rebounds per game	34.8	41.0
Rebounding margin	-6.2	-
Assists	332	536
Assists per game	10.7	17.3
Turnovers	401	408
Turnovers per game	12.9	13.2
Turnover margin	+0.2	-
Assist/turnover ratio	0.8	1.3
Steals	236	212
Steals per game	7.6	6.8
Blocks	101	122
Blocks per game	3.3	3.9
Winning streak	0	-
Home win streak	1	-
Attendance	72099	94786
Home games-Avg/Game	14-5150	15-6319
Neutral site-Avg/Game	-	2-375

Team Results

Date	Opponent		Score	Att.
11/08/2024	Sacramento St.	W	64-57	5657
11/13/2024	at UC Santa Barbara	L	86-91	2872
11/16/2024	at CSU Bakersfield	L	56-74	2057
11/20/2024	Prairie View	W	94-83	4615
11/23/2024	at Long Beach St.	W	72-69	1805
11/26/2024	vs Washington St.	L	73-84	550
11/27/2024	vs California Baptist	Lot2	81-86	200
12/04/2024	San Diego St.	L	62-84	5610
12/07/2024	at Santa Clara	L	66-81	1513
12/11/2024	at BYU	L	67-95	15950
12/14/2024	San Diego	W	73-65	4325
12/21/2024	California Baptist	L	69-86	5263
12/28/2024	at UNLV	L	77-87	5590
12/31/2024	New Mexico	L	89-103	5583
01/04/2025	at Utah St.	L	83-89	9356
01/07/2025	at Colorado St.	L	64-91	3095
01/11/2025	Nevada	Lot	66-77	5231
01/17/2025	Air Force	W	74-65	4797
01/20/2025	at New Mexico	L	67-95	13111
01/25/2025	Colorado St.	L	64-69	5223
01/28/2025	at Wyoming	Lot	72-83	3955
02/01/2025	at Boise St.	L	60-82	10853
02/04/2025	San Jose St.	Lot2	91-94	4257
02/07/2025	Utah St.	L	81-89	4801
02/10/2025	at Nevada	L	69-94	7146
02/15/2025	UNLV	L	51-52	5289
02/18/2025	at San Diego St.	L	60-83	12414
02/22/2025	at Air Force	Lot	69-72	2276
03/01/2025	Boise St.	L	61-66	7507
03/04/2025	Wyoming	W	62-58	3941
03/08/2025	at San Jose St.	L	68-92	2793

CONFERENCE STATS



2024-25 Fresno St. Men's Basketball
Combined Team Statistics
In Conference games

Page 1/1
as of Mar 10, 2025

Game Records

Record	Overall	Home	Away	Neutral
ALL GAMES	2-18	2-8	0-10	0-0
CONFERENCE	2-18	2-8	0-10	0-0
NON-CONFERENCE	0-0	0-0	0-0	0-0

Score by Periods

Team	1st	2nd	OT	TOT
Fresno St.	593	758	39	1390
Opponents	740	818	67	1625

Team Box Score

No.	Player				Total		3-Point		F-Throw		Rebounds											
		GP-GS	MIN	AVG	FG-FGA	FG%	3FG-3FGA	3FG%	FT-FTA	FT%	OFF	DEF	TOT	AVG	PF	DQ	A	TO	BLK	STL	PTS	AVG
15	DOUGLAS JR., David	1-0	17:53	17.9	5-14	.357	5-12	.417	1-3	.333	0	0	0	0.0	3	0	0	1	0	1	16	16.0
5	WEAVER, Jalen	15-15	512:51	34.2	69-177	.390	25-77	.325	47-57	.825	6	58	64	4.3	15	0	20	32	5	16	210	14.0
8	CRAWFORD, Alex	20-15	692:01	34.6	96-214	.449	14-57	.246	40-57	.702	31	64	95	4.8	42	0	32	45	18	20	246	12.3
10	COLLINS, Zaon	19-18	670:04	35.3	81-196	.413	13-48	.271	46-64	.719	13	62	75	3.9	43	0	86	38	2	33	221	11.6
3	PRICE, Elijah	20-20	632:09	31.6	59-145	.407	2-25	.080	97-138	.703	63	100	163	8.2	60	3	24	45	26	33	217	10.9
11	ROBINSON, Mykell	6-5	184:28	30.7	18-56	.321	10-31	.323	12-19	.632	3	33	36	6.0	13	0	12	11	0	4	58	9.7
21	AMUNEKE, Brian	20-4	483:35	24.2	61-142	.430	30-71	.423	38-51	.745	14	40	54	2.7	44	0	10	23	1	17	190	9.5
0	TREMBLE, Jasir	20-2	393:12	19.7	59-151	.391	32-83	.386	9-14	.643	6	14	20	1.0	20	0	24	27	1	23	159	8.0
1	AUGILLARD, Amar	1-1	17:26	17.4	1-10	.100	1-5	.200	2-2	1.000	1	2	3	3.0	5	1	0	2	0	1	5	5.0
23	SECK, Mor	20-16	325:37	16.3	17-42	.405	0-0	.000	16-26	.615	18	45	63	3.2	37	1	3	9	11	4	50	2.5
7	GENESTE JR., Pierre	13-4	148:28	11.4	7-17	.412	0-0	.000	1-4	.250	12	15	27	2.1	17	0	0	7	4	2	15	1.2
6	BONGA, Joshua	9-0	47:18	5.3	1-6	.167	1-5	.200	0-0	.000	1	5	6	0.7	2	0	1	3	0	1	3	0.3
Team											33	35	68					15				
Total		20	4125		474-1170	.405	133-414	.321	309-435	.710	201	473	674	33.7	301	5	212	258	68	155	1390	69.5
Opponents		20	4122		601-1271	.473	204-582	.351	219-300	.730	238	560	798	39.9	357	6	374	241	85	138	1625	81.3

Team Statistics

	FRESNO	OPP
Scoring	1390	1625
Points per game	69.5	81.3
Scoring margin	-11.8	-
Field goals-att	474-1170	601-1271
Field goal pct	.405	.473
3 point fg-att	133-414	204-582
3-point FG pct	.321	.351
3-pt FG made per game	6.7	10.2
Free throws-att	309-435	219-300
Free throw pct	.710	.730
F-Throws made per game	15.5	11.0
Rebounds	674	798
Rebounds per game	33.7	39.9
Rebounding margin	-6.2	-
Assists	212	374
Assists per game	10.6	18.7
Turnovers	258	241
Turnovers per game	12.9	12.1
Turnover margin	-0.9	-
Assist/turnover ratio	0.8	1.6
Steals	155	138
Steals per game	7.8	6.9
Blocks	68	85
Blocks per game	3.4	4.3
Winning streak	0	-
Home win streak	1	-
Attendance	52239	70589
Home games-Avg/Game	10-5224	10-7059
Neutral site-Avg/Game	-	0-0

Team Results

Date	Opponent	Score	Att.
12/04/2024	San Diego St.	L 62-84	5610
12/28/2024	at UNLV	L 77-87	5590
12/31/2024	New Mexico	L 89-103	5583
01/04/2025	at Utah St.	L 83-89	9356
01/07/2025	at Colorado St.	L 64-91	3095
01/11/2025	Nevada	Lot 66-77	5231
01/17/2025	Air Force	W 74-65	4797
01/20/2025	at New Mexico	L 67-95	13111
01/25/2025	Colorado St.	L 64-69	5223
01/28/2025	at Wyoming	Lot 72-83	3955
02/01/2025	at Boise St.	L 60-82	10853
02/04/2025	San Jose St.	Lot2 91-94	4257
02/07/2025	Utah St.	L 81-89	4801
02/10/2025	at Nevada	L 69-94	7146
02/15/2025	UNLV	L 51-52	5289
02/18/2025	at San Diego St.	L 60-83	12414
02/22/2025	at Air Force	Lot 69-72	2276
03/01/2025	Boise St.	L 61-66	7507
03/04/2025	Wyoming	W 62-58	3941
03/08/2025	at San Jose St.	L 68-92	2793

FRESNO STATE RECORD WHEN...

Leading at Halftime	3-3
Tied at Halftime	0-0
Trailing at Halftime	3-22
Overtime Games	0-0
Games Decided by 1-5 Points	2-7
Games Decided by 6-9 Points	2-2
Games Decided by 10+ Points	2-16
Scoring 70 Points Before Opponent	4-0
Opponent Scores 70 Points First	0-22
If neither team scores 70 Points	2-3
Scoring 100+ Points	0-0
Scoring 90-99 Points	1-1
Scoring 80-89 Points	0-5
Scoring 70-79 Points	3-4
Scoring 60-69 Points	2-14
Scoring 50-59 Points	0-2
Scoring 40-49 Points	0-0
Scoring 39 or Fewer Points	0-0
Opp. Scoring 100+ Points	0-1
Opp. Scoring 90-99 Points	0-7
Opp. Scoring 80-89 Points	1-11
Opp. Scoring 70-79 Points	0-3
Opp. Scoring 60-69 Points	3-2
Opp. Scoring 50-59 Points	2-1
Opp. Scoring 40-49 Points	0-0
Opp. Scoring 39 or Fewer Points	0-0
50%-Plus FG Pct.	1-0
45-49.99% FG Pct.	1-6
40-44.99% FG Pct.	1-9
Less than 40% FG Pct.	3-10
Opp. 50%-Plus FG Pct.	0-11
Opp. 45-49.99% FG Pct.	0-8
Opp. 40-44.99% FG Pct.	3-1
Opp. Less than 40% FG Pct.	3-5
Better FG% than Opponent	4-2
Same FG% as Opponent	0-0
Opponent has better FG%	2-23
80%-Plus FT Pct.	1-4
75-79% FT Pct.	0-1
70-74% FT Pct.	4-4
Less than 70% FT Pct.	1-16
Better FT% than Opponent	5-8
Same FT% as Opponent	0-1
Opponent has better FT%	1-14
Better A-T/O Ratio than Opponent	4-4
Same A-T/O Ratio as Opponent	0-0
Opponent has better A-T/O Ratio	2-20
Outrebound Opponent	4-5
Rebounds are Equal	0-0
Outrebounded by Opponent	2-20
Fewer Turnovers than Opponent	3-10
Turnovers are Equal	1-2
More Turnovers than Opponent	2-13
Bench Scores More than Opponent	1-7
Bench Scoring is Equal	0-0
Opponent Bench Scores More	5-18
7 Bulldogs in Double-Digit Scoring	0-0
6 Bulldogs in Double-Digit Scoring	0-0
5 Bulldogs in Double-Digit Scoring	0-3
4 Bulldogs in Double-Digit Scoring	3-10
3 Bulldogs in Double-Digit Scoring	2-7
2 Bulldogs in Double-Digit Scoring	1-4
1 Bulldog in Double-Digit Scoring	0-1
0 Bulldogs in Double-Digit Scoring	0-0
On Mondays	0-2
On Tuesdays	1-6
On Wednesdays	1-4
On Thursdays	0-0
On Fridays	2-1
On Saturdays	2-11
On Sundays	0-0
Biggest Deficit in Win	17 pts • 1H • 7:07
..... (vs. Long Beach State, 11/23/24)	
Largest Lead in Loss	17 pts • 1H • 10:04
..... (at Utah State, 1/4/25)	

NOTES

WHO'S STARTING TONIGHT?

Lineup changes have been something Fresno State has become all too accustomed to this season. With the Bulldogs' most recent adjustment on March 1, the team has deployed 10 different starting lineups this season which ranks tied for the 12th-most in the country this year.

- Two different lineups were used for seven games each while the other eight have been used between 1-4 games each.

GAINING EXPERIENCE

With 10 different starting lineups, Fresno State has seen 10 different players earn a start this season. That is tied for the ninth-most different starters on a roster in the country. Of those 10, nine Bulldogs earned their first Division I start this season.

- Only one team in 2024-25, UT Martin (10), has had more players on its roster earn their first career Division I starts. Tarleton State is tied for the Bulldogs with nine.

YOUTH ON THE RISE

By moving Brian Amunke into the starting five on Feb. 22, Fresno State has played its last four games with two freshmen, one redshirt, and one true freshman in its starting lineup. In conference play, Elijah Price is averaging 10.9 points, 8.2 rebounds, 1.7 steals and 1.3 blocks per game. Those numbers rank 24th, third, fifth and seventh in the league. While Amunke has not made the number of starts that Price has, the 18-year-old has blossomed in conference play where he is averaging 9.5 points per game, which ranks 34th in league play. Amunke is also shooting 42.3% from outside (30-of-71), the 14th-highest clip in the conference. Only five players ahead of him have more than 40 attempts.

- Price and Amunke are the only freshman teammates to average more than six points in Mountain West games.
- Price has started all 31 games this season while Amunke has started in four which includes the last three.

IMPLEMENTING THE ZONE

In an unprecedented move for Vance Walberg, he has gone to mixing in a zone defense in recent weeks with changes to his personnel. The Bulldogs first pulled it out against Nevada (Jan. 11) and has used it in each game since.

- In eight of the last 15 games, the 'Dogs have held opponents to below 70 points in regulation. In the previous 17 games, Fresno State allowed 70 or more points in regulation in 13 (1-12).
- The Bulldogs are 5-3 when holding teams below 70 points. Fresno State has also lost five games in overtime while opponents were held below 70 points in regulation (Cal Baptist, Nevada, Wyoming, San Jose State, Air Force).
- Walberg is said to have only used the zone "about four times" in his career, and gives credit to his current zone defense to assistant coach Jaren Harris who ran it while at Chipola Junior College.

GET TO THE RACK

A product of Vance Walberg's system is getting to the free-throw line, set up by constant drives to the bucket. The Bulldogs have used that to their advantage, attempting 21.7 free throws per game which ranks 54th nationally and third in the MW.

- Fresno State has attempted 6.7 more free throws per game than its opponents.
- Against Sacramento State, the 'Dogs were +17 in free throw attempts. At Long Beach State, they held a +40 differential in attempts. Both games resulted in single-digit wins for the Bulldogs as they overcame shooting below 35% from the field.
- The difference in the Bulldogs' win over Air Force was that they shot a season-high 91.3% (21-of-23). The previous four games before the win saw the 'Dogs below 71%.
- Fresno State has attempted, and made, more free throws than its opponents in 12 of its last 15 games. The Bulldogs have only attempted fewer free throws than their opponents on five occasions. Prior to Boise State shooting four more than the 'Dogs on March 1, the last time was nearly two months ago on Jan. 4 at Utah State.

TAKING CHARITY

Through the first 17 games of the season, Fresno State had struggled at the charity stripe with its best percentage of 73.7% coming in the season opener versus Sacramento State, and only shooting above 70% on four occasions. But in the past 13 games, the Bulldogs have been at 77.0% or better in six.

- On Jan. 17 against Air Force, Fresno State broke the program's best percentage at the Save Mart Center, shooting 21-of-23 (91.3%). The previous high was 90.5%, set in 2021 and tied in 2022.
- The Bulldogs are shooting 73.9% (201-of-272) from the stripe in their last 13 games.

GETTING HANDSY

Only three players in the Mountain West have produced at least six steals in a game this season, and two of those players reside in Fresno. Zaon Collins was the first, collecting six at UCSB on Nov. 13. Elijah Price recorded his six-steal game on Dec. 31 versus New Mexico.

- The Bulldogs rank fourth in the MW in steals, producing 7.6 per game.
- Fresno State's 13 steals at Wyoming (Jan. 28) was its most since swiping 13 against Air Force in the 2019 Mountain West quarterfinals (March 14, 2019). Two games later, the 'Dogs forced 11 against San Jose State, their third-most in a game this year. It was pushed to the fourth-most after the 'Dogs produced 12 four days later against Utah State.

DON'T FOUL

Despite the Bulldogs' penchant for coming up with steals, they have done it without fouling which has helped a thin bench. Committing just 15.4 per game, the 'Dogs lead the Mountain West in the fewest per game.

NOTES

PUSHING THE PACE

Expected coming into the season, Vance Walberg's desire for a high tempo style has resulted in the Bulldogs' averaging the 35th-most possessions per 40 minutes in the country at 70.6. The Bulldogs have been as high as third this season but have slowed down their pace since moving to much more zone just over a month ago.

- Fresno State has two games this season with more than 80 possessions (Washington State - 81, New Mexico - 87).
- During the past four seasons, Fresno State has averaged between 61.8 and 65.8 possessions per 40 minutes.
- Fresno State has not averaged more than 70 possessions per 40 minutes in a season since 2001-02. That season the Bulldogs ranked No. 32 in adjusted tempo at 72.4.

FRENETIC PLAY

Vance Walberg's frenetic, up-tempo style has led to the Bulldogs wreaking havoc on opposing ball handlers. Fresno State is ranked 80th in the NCAA and fourth in the Mountain West in turnovers forced at 13.2 per game.

- The tempo and turnovers have aided Fresno State's offense where the 'Dogs are third in the MW in fastbreak points, averaging 10.6 per game.

ONE STREAK TO ANOTHER

When Fresno State defeated Air Force on Jan. 17, it ended what was a six-game losing skid. That stretch included six Mountain West games against the majority of the league's best teams.

- The streak was one game shy of last season's seven-game skid that ran from Feb. 14-March 9. The Bulldogs then lost 11 straight before defeating Wyoming on March 4.

TRENDING IN THE RIGHT DIRECTION

Shooting overall has been trending in the right direction for the Bulldogs after a tough start to the season. After only four games above 40% in its first 10, Fresno State has shot north of 40% in 12 of its last 18 contests. A season-high 50% came in the Bulldogs' win over Air Force.

- In the last 15 games, the 'Dogs have seen their highest, third-highest (48.3% at Utah State), fourth-highest (48.2% at Air Force, fifth-highest (47.3% vs. Utah State), sixth-highest (46.6% at UNLV, vs. CBU), ninth-highest (43.8% vs. Colorado State), 10th-highest (43.3% vs. New Mexico) and 11th-highest (42.6% vs. San Diego) shooting percentages of the season.

A SECOND-HALF TEAM

Fresno State has proved to be a second-half team this year, scoring 1,132 of its 2,043 regulation points in the second half. The Bulldogs have scored more points in the second half in 25 of their 31 games.

- Fresno State has trailed at the half in 25 of its 31 games. Margins have ranged from 1-20 points.
- Fresno State has won games when trailing by five (San Diego), seven (Sacramento State) and 11 (Long Beach State) at the half.

THE COMEBACK

On Nov. 23, shooting below 20% in the first half, and trailing by as much as 17, Fresno State was forced to battle back on the road at Long Beach State. The Bulldogs trailed by 11 with under three minutes left to play. They closed the game on a 14-0 run to win 72-69, scoring on their final seven possessions while turning over LBSU four times.

- It is tied for the 26th-largest comeback in the last 5 minutes (11) in Division I history.
- Fresno State was missing three starters and played the game with only nine available players.

NOT OVER TIL IT'S OVER

Fresno State has had a never say die attitude when facing double-digit second-half deficits. The Bulldogs have trailed by double digits in the second half in 17 games (1-16), but in nine of those they have outscored their opponents in the final eight minutes. Five of those games have seen the 'Dogs outscore their opponents by double digits, most recently occurring with a 12-2 run in the final 7:40 against UNLV.

- Against UCSB (22-8) and Long Beach State (14-0), Fresno State outscored their opponents by a season-high 14 points during the final minutes.
- While the Bulldogs were leading Sacramento State by one with under two minutes to play the 'Dogs closed that game on a 6-0 run.

HITTING RUNS

In 31 games, Fresno State has hit stretches of 10 points or more without its opponent scoring in 12 of them. The Bulldogs are 6-6 in those games.

- Fresno State has in turn allowed runs of 10 or more points in 15 games.
- Fresno State had a 14-point run at Long Beach State and versus Air Force, 13 against CBU, 12 versus Prairie View A&M and UNLV, runs of 11 against Sacramento State, BYU and Utah State, and one of 10 versus San Diego, San Jose State and Wyoming.

A SCORING PRESENCE

With the ability to take a game over due to a superior athletic ability over many, Alex Crawford put it all on display at Utah State (Jan. 4). With the Bulldogs needing a spark in the second half, the junior provided it scoring 19 of his season-high 26 points on 10-of-13 shooting, including four highlight dunks. That performance not only sparked the Bulldogs, but sparked himself. Crawford has been in double figures 12 of the last 16 games including 20-point games in four of them.

MOUNTAIN WEST STANDINGS

	MW	Overall
New Mexico (RV/RV)	17-3	25-6
Colorado State	16-4	22-9
Utah State	15-5	25-6
San Diego State	14-6	21-8
Boise State	14-6	22-9
UNLV	11-9	17-14
Nevada	8-12	16-13
San Jose State	7-13	14-18
Wyoming	5-15	12-19
Fresno State	2-18	6-25
Air Force	1-19	4-27

As of March 9

MOUNTAIN WEST PRESEASON POLL

Rank	Team (1st Place Votes)	Points
1.	Boise State (19)	276
2.	New Mexico (1)	233
3.	Nevada (1)	219
4.	San Diego State (2)	213
5.	UNLV (2)	178
6.	Utah State (1)	169
7.	Colorado State	160
8.	San Jose State	88
9.	Wyoming	67
10.	Fresno State	62
11.	Air Force	51

MOUNTAIN WEST PRESEASON POLL

Preseason All-MW Team

Name	Class	Pos.	School
Alvaro Cardenas	G	Sr.	Boise State
Tyson Degenhart	F	Sr.	Boise State
O'Mar Stanley	F	Sr.	Boise State
Nique Clifford	G	Sr.	Colorado State
Nick Davidson	F	Jr.	Nevada
Donavan Dent	G	Jr.	New Mexico
Nelly Junior Joseph	C	Sr.	New Mexico
Reese Waters	G	Sr.	San Diego State
Dedan Thomas Jr.	G	So.	UNLV
Ian Martinez	G	Gr.	Utah State

Preseason Individual Awards

Tyson Degenhart	Player of the Year
Kobe Sanders	Newcomer of the Year
Pharaoh Compton	Freshman of the Year

- Crawford had shown flashes of what he can do, having games with 17 and 18 points early in the year, but against the Aggies he bested those in just the second half, going 8-of-9 for 19 points.
- Crawford has scored 230 points in his last 17 games (13.5 ppg) dating back to the start of 2025 but has been held to single-digit outputs in five of his last nine.
- With only one game in his first 12 with 10 or more shots, Crawford averaged 12.8 shot attempts from Jan. 4-28 (13, 12, 12, 13, 12, 16, 12) until only having nine in Boise. The second time around, the Broncos held him to just five.

PRICE IS RIGHT

After redshirting the 2023-24 season at Drake, Elijah Price made the decision to return back to his home state and join Fresno State, and it's quickly paying off for both sides. A Swiss-army knife type of player, the 6-foot-9 Price has throughout the season. He is the only Bulldog to start every game.

- On Feb. 15, Price recorded his seventh double-double of the season to become the Bulldogs' first freshman in the Division I era to reach that total, passing the previous freshman record that was held by Paul George (2008-09).
- He has since added three more in the last four games. Ten is the most by a Bulldog since Robinson had 12 during the 2021-22 season.
- En route to the freshman record he also passed Orlando Robinson (2020-21) and Greg Smith (2009-10) who each had five.

AMONG THE TOP OF HIS CLASS

Elijah Price's motor has been on display since the first day he stepped on the floor for the 'Dogs. That hustle has put him in the mix as not just one of the best freshman post players in not just the conference, but the country.

- Price's 10 double-doubles are the second-most among freshmen nationally, and 37th overall.
- Price's 8.2 rebounds per game, which ranks third in the MW, is third-best among freshmen in the country.
- Price is second overall in the MW in offensive rebounds per game at 3.13, 36th in the NCAA. The 3.13 leads all freshmen nationally.
- Price is one of three freshmen in the country to average at least 10.0 points and 8.0 rebounds per game.

DC TO CA

With 31 points through his first 12 games as a Bulldog, Jasir Tremble scored 45 the following three games. Beginning with a season-high 19 at UNLV in the first of the three games, the junior was in double figures in three straight games. The Washington D.C. product later hit that season high two more times on Feb. 10 and March 1. He surpassed that high in his final regular-season game with 22 points at San Jose State.

- Tremble's high prior to his 19 at UNLV was eight against Prairie View A&M (Nov. 20).
- Going 5-of-7 from 3 at UNLV (Dec. 28) Tremble's five 3-pointers were the most made 3-pointers by a Bulldog in a game since Xavier DuSell made seven at Air Force on Feb. 10, 2024. He made five again (5-of-8) at Nevada on Feb. 10.
- During the last 18 games, Tremble is shooting 39.2% from 3 (31-of-79).
- Tremble has made multiple 3-pointers in 10 games.

LEADING AT BOTH ENDS

Zaon Collins has been everything the Bulldogs expected. The former Top-50 recruit from Las Vegas leads the team in points (12.3), assists (4.4) and steals (1.9) per game, is third in rebounding (4.1).

- Collins has been in double figures in 19 of 28 games.
- Though Collins can score, having three 20-point games on the year, he is a pass-first point guard. The sophomore has six seven-plus assist games in his last 12, including a season-high nine twice, and ranks fourth in the Mountain West with 4.4 per game.

EYES ON THE BALL

With nine steals in his first two games, Zaon Collins put his on-ball prowess on display immediately. Like a dog watching a bouncing ball, the sophomore came up with all nine of steals in the last game-and-a-half between Nov. 8-13. He currently ranks fourth in the Mountain West with 1.9 steals per game.

- Collins has recorded multiple steals in 17 games, grabbing four or more three times, with all three of those coming on the road.

GROWING UP BEFORE OUR EYES

Reclassifying to the 2024 class, Brian Amuneke expected to redshirt the 2024-25 season, but due to the Bulldogs injuries early this season, the coaching staff and Amuneke

decided to remove the redshirt. The 14th-youngest player on a Division I roster this season, the Los Angeles native made his debut for the 'Dogs on Nov. 20, scoring five points in 14 minutes off the bench, going 2-of-3 from the field.

- Amuneke made his first start on Nov. 23, scoring five points and grabbing five rebounds.
- With 28 points in his previous 10 games, including a then-season high eight points against San Diego State, Amuneke was a spark for the 'Dogs against New Mexico, pouring in 15 points on 5-of-11 shooting. He later scored 18 points in his first trip to The Pit.
- Amuneke has nine double-figure games since Jan. 31 (15, 18, 12, 16, 19, 14, 18, 17, 11).
- Amuneke prepped under current Bulldogs' assistant coach Ray Barefield at Rancho Christian School where he was the Ivy League Player of the Year during his senior season.

WHEN IT RAINS, IT POURS

Assembling a roster in approximately 100 days, then getting the team ready for a season in another 100 days a tall feat for any coach. Factor in multiple players out due to injuries during the lead up or during the early weeks of the season and it makes the task even more difficult. Currently, six Bulldogs have been unavailable for at least one game this season due to injury, and another will be headed there soon.

- Two of the team's biggest portal additions in the offseason, David Douglas Jr. and Mor Seck, have recently returned from injury. Seck hadn't played in a game since mid-January. Douglas Jr., missed the month of October and it crept into November.
- Due to a knee injury that occurred on Nov. 23, Douglas Jr., will be ruled out for an extended period of time.
- Pierre Geneste Jr., one of two returners to this year's team, missed nearly a month (Nov. 21-Dec. 11) following an injury to his right hand. Following a career game against San Diego (Dec. 14), he was ruled out with a complication to his hand surgery.
- Starting point guard Zaon Collins injured his left ankle during the second half at CSU Bakersfield.
- Like Collins, fellow starter Alex Crawford was also sidelined for the Prairie View A&M game.
- Walk-on Rippen Gill suffered a head injury in October and has been sidelined since.
- Jalen Weaver joined the list after being sidelined for the Long Beach State game following an ankle injury in the final minute against Prairie View A&M. Lingerin, Weaver also missed the conference opener against San Diego State.
- Not injury-related, but Fresno State will be without four-star freshman Makhan Diour who will redshirt the 2024-25 season.
- On Dec. 21, it was announced that the program and Amar Augillard parted ways.
- After scoring 16 points his return to the court on Jan. 11, Douglas Jr. was ruled out for the remainder of the season after reinjuring his knee on the final play of regulation against Nevada.
- In late February, Mykell Robinson and Jalen Weaver were dismissed from the program.

MISSING TIME

Seven Bulldogs have missed at least one game this season due to injury. That number ranks fifth-most in country.

- Adding in non-injury situations, another three Bulldogs have been unavailable for at least one game this season, pushing the team's number up to 10 players who have missed time this year.
- Only two players, Elijah Price and Jasir Tremble, have played in all 30 games.

LIFE ON THE ROAD

During the first 36 days of the season, Fresno State played just three games at home. That stretch included a 15-day span in which the Bulldogs will play five of six games away from home, finishing the day before Thanksgiving in Palm Desert, Calif., at the Acrisure Holiday Invitational.

- Beginning on Nov. 13, the Bulldogs played just two of nine games at the Save Mart Center during a 29-day period. The stretch concluded with a trip to BYU on Dec. 11.
- In the Mountain West, only San Jose State played as many games away from home as the Bulldogs from Nov. 4-Dec. 11.

A DAY HE'LL NEVER FORGET

For 216 days Vance Walberg was working and waiting. After being hired as Fresno State's 20th head men's basketball coach on April 6, it was nothing but work until Nov. 8. The work paid off as Walberg earned his first win with the Bulldogs in his first game, a 64-57 defeat of Sacramento State at the Save Mart Center.

THE PIECES

Following Fresno State's coaching change last spring, two players graduated while another 12 left the program for various reasons. That left just two players still a part of the program--Jalen Weaver who was a rotation player for the 'Dogs during the 2023-24 season and Pierre Geneste Jr. who was working his way back from a prior injury. That left Vance Walberg 14 spots to fill.

- Walberg brought in three players from D-I programs in David "DJ" Douglas Jr. (Green Bay), Elijah Price (Drake), Mor Seck (Hawaii). Only Douglas Jr. and Seck played last year.
- Four players were brought in from the junior college ranks in Amar Augillard (Triton College), Zaon Collins (Salt Lake CC), Alex Crawford (San Diego City College) and Jasir Tremble (Prince George's CC). Augillard and Crawford were both at D-I programs prior to their junior colleges.
- Enrolled at Fresno State during the 2023-24 academic year, Mykell Robinson was brought onto roster after coming to the Central Valley during the summer of 2023. He was previously at Ranger College.
- The final pieces were six true freshmen--Brian Amuneke, Joshua Bonga, Makhan Diouf, Rippen Gill, Troy Jenkins, Pasha Shemirani.

WHO ARE YOU?

Fresno State will have 14 new faces on its roster when it opens the 2024-25 season. Only five programs will have more newcomers to its roster this season.

- 10 Division I programs enter the season with 14 or more newcomers.
- Four programs (Cal, IU Indy, Louisville, U- Martin) will have a completely new roster after having to fill 16 roster spots.

WOVEN INTO THE THREADS OF THE SYSTEM

Last spring, like his teammates from last year's squad, Jalen Weaver had a decision to make. Already having been in the portal the past two offseasons, the question was whether or not he wanted to put his name in a third time. When Vance Walberg was named the program's head coach, it was the perfect fit for Weaver. His set of tools and athleticism was the perfect fit for Walberg's high-octane offense.

Last season, Weaver averaged 7.4 points and 2.4 rebounds in 21.4 minutes per game.

- Weaver saved his best for the end of the season with four straight double-figure games, averaging 12.8 points during that stretch. He finished his season with a career highs of 19 points and eight rebounds against No. 18 Utah State.

A LACK OF RETURNING PRODUCTION

With just two players returning to Fresno State's roster from the 2023-24 season, the Bulldogs rank among the top in the country in fewest returning production.

- Fresno State ranks 20th in least amount of scoring returning at 11.2%.
- Fresno State ranks 14th in least number of rebounds returning at 8.8%.
- Fresno State ranks 17th in least minutes returning at 11.6%.
- Five programs return zero minutes played (DePaul, IU Indy, Iona, Kentucky and Louisville).

DIVISION I EXPERIENCE

Of the 16 players on the Bulldogs' 2024-25 roster, only four (David Douglas Jr., Pierre Geneste Jr., Mor Seck and Jalen Weaver) played minutes at the D-I level last season. Three others (Amar Augillard, Alex Crawford, Mykell Robinson) have previous D-I minutes.

- Only three players, Jalen Weaver, David Douglas Jr. and Mor Seck have totaled more between 500-800 D-I minutes in their careers.

TWO "OF THE YEAR" HONOREES JOIN PROGRAM

Last spring, two of Fresno State's biggest recruiting pickups came in the form of players who won postseason "of the year" awards. The first was Amar Augillard of Triton College, the 2024 NJCAA DI Player of the Year. The second was David "DJ" Douglas Jr. of Green Bay, the Horizon Freshman of the Year.

- Augillard averaged 22.7 points per game in 2023-24 and ranked No. 2 in the nation in total points (841), field goals made (296) and 3-point field goals made (122) as he led Triton to the DI national championship game.
- Douglas Jr. was Green Bay's No. 2 scorer at 8.5 points per game, the most of any freshman in the Horizon League. He helped the Phoenix to a 15-game turnaround, the ninth best in NCAA Division I history.
- Both players are from the suburbs of Chicago with Augillard from Zion and Douglas Jr. from Park Forest.

BACK IN COLLEGE

On Friday night, Vance Walberg will make his return to college basketball after more than 10 years away. But this time he will be making a dream a reality, a job he has coveted for two decades.

- Walberg spent four seasons as the head coach at Fresno City College (2002-06), a season-and-a-half as the head coach at Pepperdine (2006-08) and three seasons as an assistant at UMass (2008-11).

FROM HIGH SCHOOL TO DIVISION I

While Vance Walberg has an extensive resume coaching at all levels of basketball, making the move from high school to Division I isn't a common occurrence. Of all current Division-I head coaches, there are just four who were a high school coach the year before becoming the head coach at their current program.

- Along with Walberg (Clovis West HS (Calif.)/Fresno State), the list includes Penny Hardaway (East HS (Tenn.)/Memphis), Bucky McMillan (Mountain Brook HS (Ala.)/Samford) and Stan Waterman (Sanford School (Del.)/Delaware State).

THE LYNCHPIN

A big piece of Vance Walberg taking over at Fresno State had to do with long-time friend and associate John Welch. When the long-time NBA assistant and former Bulldog assistant under Jerry Tarkanian agreed, Walberg was all-in on vying for Fresno State's head coaching position.

- After nearly two decades as an assistant in the NBA, Welch joined John Calipari at Kentucky for the 2023-24 season where he was integral in the development and implementation of individual on-court training. Kentucky's offense ranked as one of the best in the nation, finishing first in 3-point percentage (40.9%), second in scoring offense (89.0 PPG), fourth in fastbreak points (15.4 PPG) and sixth in field goal percentage (49.5%).
- During his tenure in the NBA, Welch was a part of a staff that advanced to the NBA Playoffs 15 times, including a stretch of 12 consecutive seasons.

THE PROCESS

A gutted roster is nothing new Vance Walberg. For two seasons, he was an assistant coach with the Philadelphia 76ers alongside head coach Brett Brown during the early years of the "The Process" as the franchise chose to gut its roster and build for the future through the draft.

- Walberg witnessed what was then tied for the longest losing streak in NBA history at 26 games, and was with the franchise for part of its NBA record 28-game losing streak that stretched over two seasons.

VALLEY ROOTS RUN DEEP

When Vance Walberg was named the Bulldogs' head coach, he emphasized the community, doing things for the Central Valley because Fresno State is the Central Valley's team. That message resonates with not just Walberg, but within his staff. Of the program's six coaches, five from or have previously lived in the Central Valley.

- Walberg has spent more than 20 years coaching in the Valley at Clovis West HS and Fresno City College.
- John Welch was a part of Jerry Tarkanian's staff at Fresno State from 1995-2002.
- Ray Barefield grew up in Fresno and prepped down the street from campus at Hoover HS, graduating in 1989. He is in the school's Hall of Fame.
- Chris Stahowski played for and coached alongside Walberg. He also graduated from Fresno State in 2007.
- Stamps grew up in Fresno and played at Central HS, graduating in 2012.

THE INNOVATOR

In 1997, Vance Walberg developed an offense at Clovis West HS which he called AASAA, "Attack-Attack-Skip-Attack-Attack." It's more commonly today referenced as the dribble drive motion. A four-out offense, Walberg's motion relies on players driving toward the basket and making decisions rather than the reliance of screens and cuts. Current Arkansas head coach John Calipari once referred to the system as "Princeton on steroids."

- In October of 2003, Walberg, who was at Fresno City College at the time, taught his offense to Calipari. Then at Memphis, Calipari implemented the offense for the 2005-06 season and made three straight Elite 8 appearances and the national title game in 2008. In four seasons of running the "Memphis Attack," his teams won 137 games.
- In 2012, Calipari used the system at Kentucky to win the program's first national title since 1998.

LAST TIME IN BULLDOG HISTORY

TEAM - SINGLE GAME

100 Points by a Team

FS 121, vs. San Jose State, 3/9/19
Opp 103, by New Mexico, 12/31/24

35-Point Win

FS +36, vs. Chicago State (108-72), 3/4/23
Opp +37, at Utah State (39-76), 3/1/10

Single Overtime Game

FS Win ... vs. New Mexico State (Cancun Challenge • Maya Riviera, Mexico) (81-76), 11/21/23
FS Loss at Air Force (72-69), 2/22/25

Double Overtime Game

FS Win vs. UNLV (111-104), 2/6/16
FS Loss vs. San Jose State (94-91), 2/4/25

Triple Overtime Game

FS Win vs. Pacific (75-71), 2/4/89
FS Loss vs. Wyoming (70-65), 1/17/15

Quadruple Overtime Game

FS Win Has never happened
FS Loss at Wyoming (102-100), 2/8/17

Five Players Scoring in Double Digits

FS 5, New Mexico, 12/31/24
Opp 5, by Boise State, 2/1/25

More than Five Scoring in Double Digits

FS 6, vs. California, 12/19/18
Opp 6, by BYU, 12/11/24

55 Rebounds by a Team

FS 58, at San Jose State, 2/12/20
Opp 60, by Wyoming, 2/8/17

50 Rebounds by a Team

FS 50, vs. Fresno Pacific, 12/19/20
Opp 50, by BYU, 12/11/24

+25 Rebound Margin by a Team

FS +28, vs. Cal State Monterey Bay, 12/18/17
Opp +25, by UTSA, 11/11/16

60 Points in a Half

FS 62, vs. San Jose State, 3/9/19
Opp 62, by Nevada, 3/10/17

Between 16-20 Points in a Half

FS 18 (1st half), vs. UNLV, 2/15/25
Opp 20, by Sacramento State (2nd half), 11/8/24

15 Points or Less in a Half

FS 13 (1st half), at UC Riverside, 11/14/12
Opp 15 (1st half), by Air Force, 2/22/22

Less than 50 Points in a Game

FS 41, at San Diego State, 2/24/24
Opp 45, by San Diego State, 2/15/23

Less than 40 Points in a Game

FS 39, at UC Riverside, 11/14/12
Opp 37, by Cal Poly, 12/14/19

15 or More Threes by a Team in a Game

FS 16, vs. Pacific, 12/9/23
Opp 15, by Air Force, 2/22/25

13 or More Steals in a Game

FS 13, vs. Wyoming, 1/28/25
Opp 13, by Santa Clara, 12/7/24

30 Turnovers in a Game

FS 30, vs. TCU, 2/15/01
Opp 30, by Norfolk State, 12/30/00

Fewer Than 5 Turnovers in a Game

FS 2, vs. Wyoming, 2/6/22
Opp 4, by San Diego State, 1/15/14

Over 65 Percent Shooting in a Game

FS 65.3% (32-49), vs. New Mexico, 1/13/18
Opp 65.1% (28-43), by Utah State, 1/5/12

Over 60 Percent Shooting in a Game

FS 64% (33-51), vs. Pacific, 12/9/23
Opp 61.0% (25-41), by San Diego State, 2/20/21

Under 25 Percent Shooting in a Game

FS 24.6% (14-57), vs. San Diego State, 2/24/24
Opp 24.5% (12-49), by Cal Poly, 12/14/19

Team Won on a Buzzer-Beating Shot

FS by Isaiah Hill, vs. San Jose State, 1/16/24
Opp by Akuel Kot (Wyoming), 1/13/24

INDIVIDUAL - SINGLE GAME

40 Points by a Player

FS 43, Jemarl Baker, Jr., vs. Chicago State, 3/4/23
Opp 41, Elijah Brown (New Mexico), 2/27/16

35 Points by a Player

FS 43, Jemarl Baker, Jr., vs. Chicago State, 3/4/23
Opp 41, Elijah Brown (New Mexico), 2/27/16

30 Points by a Player

FS 30, Amar Augillard, vs. Sacramento State, 11/8/24
Opp 30, Donavan Yap Jr. (San Jose State), 3/8/25

Two from Same Team with 20 or More Points in Same Game

FS Collins (23)/Crawford (21), vs. Air Force, 1/17/25
Opp Amzil (25)/Noland (23) • (New Mexico), 12/31/24

Three from Same Team with 20 or More Points in Same Game

FS Taylor (37)/Huggins (34)/Blackwell (25) • vs. San Jose State, 3/9/19
Opp Muhammad (27)/Adams (25)/Anderson (20) • (UCLA), 12/22/12

Two from Same Team with 30 or More Points in the Same Game

FS Taylor (37)/Huggins (34) • vs. San Jose State, 3/9/19
Opp Davis (30)/Uduje (30) • (San Jose State), 2/4/25

15 Field Goals Made by One Player

FS 15, Courtney Alexander, at San Diego State, 2/25/99
Opp 15, Nate Harris (Utah State), 1/7/06

7 Three-Pointers Made by One Player

FS 7, Xavier DuSell, at Air Force, 2/10/24
Opp 7, Tibet Gorener (San Jose State), 1/16/24

15 Free Throws Made by One Player

FS 17 (17-for-18), Deshon Taylor, at Wyoming, 2/8/17
Opp 15 (15-for-216), Duece Turner (UCSB), 11/13/24

20 Field Goals Attempts by One Player

FS 20, Zaon Collins, vs. San Jose State, 2/4/25
Opp 21, Josh Uduje (San Jose State), 2/4/25

15 Rebounds by a Player

FS 15, Elijah Price, vs. Cal Baptist, 11/27/24
Opp 19, Robert Vaihola (San Jose State), 3/8/25

20 Rebounds by a Player

FS 20, Greg Smith, vs. Nevada, 3/9/11
Opp 20, Hayden Dalton (Wyoming), 2/8/17

Two With 10 or More Rebounds in Same Game

FS Price (13) / Crawford (11), vs. Wyoming, 3/4/25
Opp Knell (10) / Traore (10) • (BYU), 12/11/24

10 Assists by a Player

FS 10, Isaiah Hill, at San Jose State, 2/6/24
Opp 10, Kobe Sanders (Nevada), 2/10/25

40-POINT CLUB (9)

Pts	Student-Athlete	Opponent, Date
45	Charles Bailey	North Texas, 1974 (20T)
43	Jemarl Baker, Jr.	vs. Chicago State, March 4, 2023
	Kevin Olekaibe	vs. Seattle U, Feb. 23, 2012
	Courtney Alexander	UAB, 1999 (OT)
41	Gary Alcorn	Loyola Marymount, 1957
40	Marvelle Harris	at Nevada, Jan. 10, 2015
	Courtney Alexander	San Jose State, 2000
	Ron Neff	Cal Poly Pomona, 1962
	Jerry Pender	San Jose State, 1971

ALL-TIME TRIPLE-DOUBLES

Date	Student-Athlete	Opponent (Result)	Statistics
Jan. 31, 1991	Dave Barnett	UC Irvine (W 88-75)	22 pts, 12 assts, 10 rebs
Feb. 14, 1991	Dave Barnett	Utah State (W 107-86)	19 pts, 11 assts, 10 rebs
Feb. 17, 1994	Brian Santiago	Utah (W 95-86)	25 pts, 11 assts, 10 reb
Dec. 30, 2006	Dominic McGuire	San Diego (W 68-65)	14 pts, 14 rebs, 10 blks
Mar. 14, 2007	Dominic McGuire	at Georgia (L 88-78)	15 pts, 11 rebs, 10 assts

MOUNTAIN WEST TOURNAMENT RECORDS

TEAM - SINGLE GAME

Winning Margin
+26 (76-50).....vs. Air Force (3/14/19)

Losing Margin
-25 (60-85).....vs. Utah State (3/15/19)

Points
FS.....95, at UNLV (3/10/16)
Opp.....93, New Mexico (3/14/14)

Points in First Half
FS.....43, vs. Air Force (3/14/19)
Opp.....50, Utah State (3/15/19)

Points in Second Half
FS.....55, at UNLV (3/10/16)
Opp.....62, Nevada (3/10/17)

Fewest Points in a Game
FS.....46, vs. San Diego State (3/10/22)
Opp.....50, Air Force (3/14/19)

Fewest Points in First Half
FS.....22, vs. Colorado State (3/12/15)
Opp.....20, San Diego State (3/10/22)

Fewest Points in Second Half
FS.....23, vs. San Diego State (3/10/22)
Opp.....23, Colorado State (3/11/16)

Most Field Goals Attempted
FS.....73, at UNLV (3/10/16)
Opp.....66, Utah State (3/15/19)

Most Field Goals Made
FS.....36, at UNLV (3/10/16)
Opp.....32, Utah State (3/15/19)

Best Field Goal Percentage
FS.....58.7 (27-46), vs. New Mexico (3/10/21)
Opp.....56.9 (29-51), New Mexico (3/14/14)

Fewest Field Goals Attempted
FS.....46, vs. New Mexico (3/10/21)
Opp.....46, Colorado State (3/13/13)

Fewest Field Goals Made
FS.....18, vs. Air Force (3/13/14)
Opp.....13, Colorado State (3/11/16)

Most 3-Point Field Goals Attempted
FS.....38, vs. Air Force (3/14/19)
Opp.....31, Utah State (3/15/19)

Most 3-Pointers Made
FS.....16, vs. Air Force (3/4/20)
Opp.....16, vs. Air Force (3/14/19)
Opp.....13, Utah State (3/15/19)

Best 3-Point Field Goal Pct. (Minimum 20 ATT)
FS.....44.2 (16-36), vs. Air Force (3/4/20)
Opp.....52.4 (11-21), Nevada (3/10/17)

Most Free Throws Attempted
FS.....34, vs. New Mexico (3/10/21)
Opp.....38, New Mexico (3/14/14)

Most Free Throws Made
FS.....24, vs. New Mexico (3/10/21)
Opp.....31, New Mexico (3/14/14)

Best Free Throw Percentage (Minimum 18 ATT)
FS.....95.7 (22-23), vs. Wyoming (3/13/24)
Opp.....81.6 (31-38), New Mexico (3/14/14)

Fewest Free Throws Attempted
FS.....7, vs. San Diego State (3/10/22)
Opp.....7, vs. Air Force (3/14/19)
Opp.....11, San Diego State (3/10/22)
Opp.....11, Utah State (3/15/19)

Fewest Free Throws Made
FS.....3, vs. San Diego State (3/10/22)
Opp.....8, San Diego State (3/10/22)
Opp.....8, Air Force (3/14/19)
Opp.....8, Utah State (3/15/19)

Most Rebounds
FS.....41, vs. Colorado State (3/11/16)
Opp.....44, Colorado State (3/11/16)

Most Personal Fouls
FS.....26, vs. Colorado State (3/13/13)
Opp.....27, Utah State (3/14/24)

Fewest Personal Fouls
FS.....10, vs. Utah State (3/15/19)
Opp.....11, San Diego State (3/10/22)

Most Assists
FS.....23, vs. Air Force (3/14/19)
Opp.....23, Utah State (3/15/19)

Most Turnovers Committed
FS.....25, vs. New Mexico (3/10/21)
Opp.....18, Air Force (3/14/19)

Most Blocked Shots
FS.....5, vs. New Mexico (3/10/21)
Opp.....5, vs. Air Force (3/4/20)
Opp.....5, vs. Utah State (3/15/19)
Opp.....5, vs. Colorado State (3/11/16)
Opp.....6, Wyoming (3/13/24)
Opp.....6, San Diego State (3/10/22)
Opp.....6, San Diego State (3/12/16)

Most Steals
FS.....13, vs. Air Force (3/14/19)
Opp.....11, Wyoming (3/13/24)

INDIVIDUAL - CAREER

Points Scored (Minimum 50 points)
.....91, Marville Harris, 2013-16 (7 games)
.....88, Orlando Robinson, 2020-22 (5 games)
.....87, Isaiah Hill, 2021-24 (7 games)
.....78, Deshon Taylor, 2017-19 (5 games)
.....68, Paul Watson, 2014-17 (8 games)
.....55, Julien Lewis, 2015-16 (4 games)
.....52, Cezar Guerrero, 2014-16 (6 games)

Scoring Average
.....17.6, Orlando Robinson, 2020-22 (5 games)
.....15.6, Deshon Taylor, 2017-19 (5 games)

Field Goals (Minimum 25 FGs)
.....34, Marville Harris, 2013-16 (7 games)
.....32, Isaiah Hill, 2021-24 (7 games)
.....30, Orlando Robinson, 2020-22 (5 games)
.....25, Paul Watson, 2014-17 (8 games)

Field Goal Percentage (Minimum 10 FGs)
.....73.7 (14-19), Nate Grimes, 2017-19 (4 games)
.....60.6 (20-33) Bryson Williams, 2017-18 (3 games)

3-Point Field Goals Made (Minimum 10 3FGs)
.....15, Isaiah Hill, 2021-24 (7 games)
.....14, Paul Watson, 2014-17 (8 games)
.....12, Deshon Taylor, 2017-19 (5 games)
.....10, New Williams, 2018-20 (3 games)
.....10, Marville Harris, 2013-16 (7 games)

3-Point Field Goal Pct. (Minimum 10 3FGs)
.....45.5 (10-22), New Williams, 2018-20 (3 games)
.....45.2 (14-31), Paul Watson, 2014-17 (8 games)

Free Throws (Minimum 20 FTs)
.....23, Orlando Robinson, 2020-22 (5 games)
.....20, Deshon Taylor, 2017-19 (5 games)

Free Throw Percentage (Minimum 10 FTs)
.....100.0 (14-14), Cezar Guerrero, 2014-16 (6 games)

Rebounds (Minimum 25)
.....45, Orlando Robinson, 2020-22 (5 games)
.....34, Paul Watson, 2014-17 (8 games)
.....28, Julien Lewis, 2015-16 (4 games)
.....27, Marville Harris, 2013-16 (8 games)
.....26, Isaiah Hill, 2021-24 (7 games)

Rebound Average
.....9.0 (45), Orlando Robinson, 2020-22 (5 games)
.....7.0 (28), Julien Lewis, 2015-16 (4 games)
.....7.0 (21), Bryson Williams, 2017-18 (3 games)

Assists
.....20, Deshon Taylor, 2017-19 (5 games)

Blocked Shots
.....10, Nate Grimes, 2017-20 (5 games)
.....10, Karachi Edo, 2014-17 (8 games)

Steals
.....10, Marville Harris, 2013-16 (7 games)

Minutes (Minimum 200 Total)
.....245, Isaiah Hill, 2021-24 (7 games)
.....227, Marville Harris, 2013-16 (7 games)
.....208, Paul Watson, 2014-17 (8 games)

Average Minutes Played (Minimum 35 MPG)
.....35.4, Deshon Taylor, 2017-19 (5 games)
.....35.0, Isaiah Hill, 2021-24 (7 games)

INDIVIDUAL - SINGLE GAME

Points Scored
FS.....31, Orlando Robinson, vs. San Jose State (3/9/22)
Opp.....29, Great Osobor, Utah State (3/14/24)

Field Goals Attempted
FS.....23, Marville Harris, vs. Colorado State (3/11/16)
Opp.....21, Elijah Brown, New Mexico (3/9/17)

Field Goals Made
FS.....11, Orlando Robinson, vs. San Jose State (3/9/22)
.....10, Orlando Robinson, vs. San Diego State (3/10/22)
.....10, Bryson Williams, vs. San Diego State (3/8/18)
Opp.....9, Lavelle Scottie, Air Force (3/4/20)
Opp.....9, Cameron Oliver, Nevada (3/10/17)

Field Goal Percentage (Minimum 12 ATT)
FS.....66.7 (8-12), Deon Stroud, vs. New Mexico (3/10/21)
.....53.8 (7-13), Deshon Taylor, vs. Nevada (3/10/17)
Opp.....57.1 (8-14), AJ Walker, Air Force (3/4/20)
Opp.....56.3 (9-16), Cameron Oliver, Nevada (3/10/17)

3-Point Field Goals Attempted
FS.....12, New Williams, vs. Air Force (3/4/20)
.....10, Paul Watson, vs. Nevada (3/10/17)
Opp.....10, Isaiah Hill (3/8/23)
Opp.....11, Elijah Brown, New Mexico (3/9/17)

3-Point Field Goals Made (Minimum 5 3FG)
FS.....6, New Williams, vs. Air Force (3/4/20)
Opp.....5, AJ Walker, Air Force (3/4/20)
Opp.....5, Marcus Marshall, Nevada (3/10/17)
Opp.....5, Cameron Oliver, Nevada (3/10/17)

3-Point Field Goal Pct. (Minimum 8 ATT)
FS.....50.0 (6-12), New Williams, vs. Air Force (3/4/20)
.....50.0 (4-8), Paul Watson, vs. New Mexico (3/14/14)
Opp.....55.6 (5-9), Marcus Marshall, Nevada (3/10/17)

Free Throws Attempted
FS.....15, Orlando Robinson, vs. San Jose State (3/9/22)
Opp.....24, Great Osobor, Utah State (3/14/24)

Free Throws Made
FS.....10, Orlando Robinson, vs. New Mexico (3/10/21)
Opp.....15, Great Osobor, Utah State (3/14/24)

Free Throw Percentage (Minimum 8 ATT)
FS.....100.0 (8-8), Deshon Taylor, vs. New Mexico (3/9/17)
.....100.0 (8-8), Cezar Guerrero, at UNLV (3/10/16)
.....100.0 (8-8), Alex Davis, vs. Air Force (3/13/14)
Opp.....100.0 (10-10), John Gillon, Colorado State (3/11/16)

Rebounds
FS.....12, Orlando Robinson, vs. New Mexico (3/10/21)
.....12, Tyler Johnson, vs. Air Force (3/13/14)
Opp.....17, Great Osobor, Utah State (3/14/24)

Assists
FS.....10, Deshon Taylor, vs. Air Force (3/14/19)
Opp.....11, Jerome Seagears, UNLV (3/10/16)
Opp.....11, Darius Brown II, Utah State (3/14/24)

Blocked Shots
FS.....4, Nate Grimes, vs. Air Force (3/4/20)
Opp.....5, Nathan Mensah, San Diego State (3/10/22)

Steals
FS.....5, Noah Blackwell, vs. Air Force (3/14/19)
Opp.....5, Mason Walters, Wyoming (3/13/24)

Double Doubles
Fresno State (8)
• Isaiah Hill: 17 pts/10 rebs, vs. Utah State (3/14/24)
• Orlando Robinson: 25 pts/11 rebs, vs. San Diego State (3/10/22)
• Orlando Robinson: 16 pts/10 rebs, vs. Colorado State (3/11/21)
• Orlando Robinson: 14 pts/12 rebs, vs. New Mexico (3/10/21)
• Anthony Holland: 15 pts/10 rebs, vs. New Mexico (3/10/21)
• Nate Grimes: 13 pts/11 rebs, vs. Air Force (3/4/20)
• Deshon Taylor: 18 pts/10 assts, vs. Air Force (3/14/19)
• Tyler Johnson: 19 pts/12 rebs, vs. Air Force (3/13/14)

Opponents (6)
• Great Osobor: 29 pts/17 rebs, Utah State (3/14/24)
• Darius Brown II: 17 pts/11 assts, Utah State (3/14/24)
• Jordan Caroline: 10 pts/10 rebs, Nevada (3/10/17)
• Malik Pope: 19 pts/11 rebs, San Diego State (3/12/16)
• Jerome Seagears: 17 pts/11 assts, UNLV (3/10/16)
• Cameron Bairstow: 21 pts/10 rebs, New Mexico (3/14/14)

Triple Doubles
FS (0)None
Opp. (0)None

MOUNTAIN WEST TOURNAMENT HISTORY

Location: Thomas & Mack Center • Las Vegas, Nevada

Record (All-Time): 9-11

MW Tournament Opener Record (All-Time): 7-5

First Round Record: 4-2

Quarterfinal Record: 3-7

Semifinal Record: 1-2

Championship Game Record: 1-0

Record as...

- No. 1 Seed: 0-0
- No. 2 Seed: 3-0
- No. 3 Seed: 1-1
- No. 4 Seed: 1-1
- No. 5 Seed: 0-0
- No. 6 Seed: 2-3
- No. 7 Seed: 1-1
- No. 8 Seed: 0-1
- No. 9 Seed: 1-2
- No. 10 Seed: 0-0
- No. 11 Seed: 0-0

Record versus...

- No. 1 Seed: 1-2
- No. 2 Seed: 0-3
- No. 3 Seed: 0-3
- No. 4 Seed: 0-0
- No. 5 Seed: 1-1
- No. 6 Seed: 2-0
- No. 7 Seed: 1-0
- No. 8 Seed: 1-1
- No. 9 Seed: 0-1
- No. 10 Seed: 1-0
- No. 11 Seed: 2-0

Record versus...

- Air Force: 2-1
- Boise State: 0-0
- Colorado State: 1-4
- Nevada: 0-1
- New Mexico: 2-1
- San Diego State: 1-2
- San Jose State: 0-0
- UNLV: 1-0
- Utah State: 0-2
- Wyoming: 1-0

3/13/13 [QF]: (2) Colorado State 67, (7) Fresno State 61

3/13/14 [1R]: (7) Fresno State 61, (10) Air Force 59

3/14/14 [QF]: (2) New Mexico 93, (7) Fresno State 77

3/12/15 [QF]: (3) Colorado State 71, (6) Fresno State 59

3/10/16 [QF]: (2) Fresno State 95, (7) UNLV 82

3/11/16 [SF]: (2) Fresno State 64, (6) Colorado State 56

3/12/16 [CH]: (2) Fresno State 68, (1) San Diego State 63

3/9/17 [QF]: (4) Fresno State 65, (5) New Mexico 60

3/10/17 [SF]: (1) Nevada 83, (4) Fresno State 72

3/8/18 [QF]: (5) San Diego State 64, (4) Fresno State 52

3/14/19 [QF]: (3) Fresno State 76, (6) Air Force 50

3/15/19 [SF]: (2) Utah State 85, (3) Fresno State 60

3/4/20 [1R]: (9) Air Force 77, (8) Fresno State 70

3/10/21 [1R]: (6) Fresno State 85, (11) New Mexico 77

3/11/21 [QF]: (3) Colorado State 72, (6) Fresno State 62

3/9/22 [1R]: (6) Fresno State 69, (11) San Jose State 67 [OT]

3/10/22 [QF]: (3) San Diego State 53, (6) Fresno State 46

3/8/23 [1R]: (8) Colorado State 69, (9) Fresno State 67

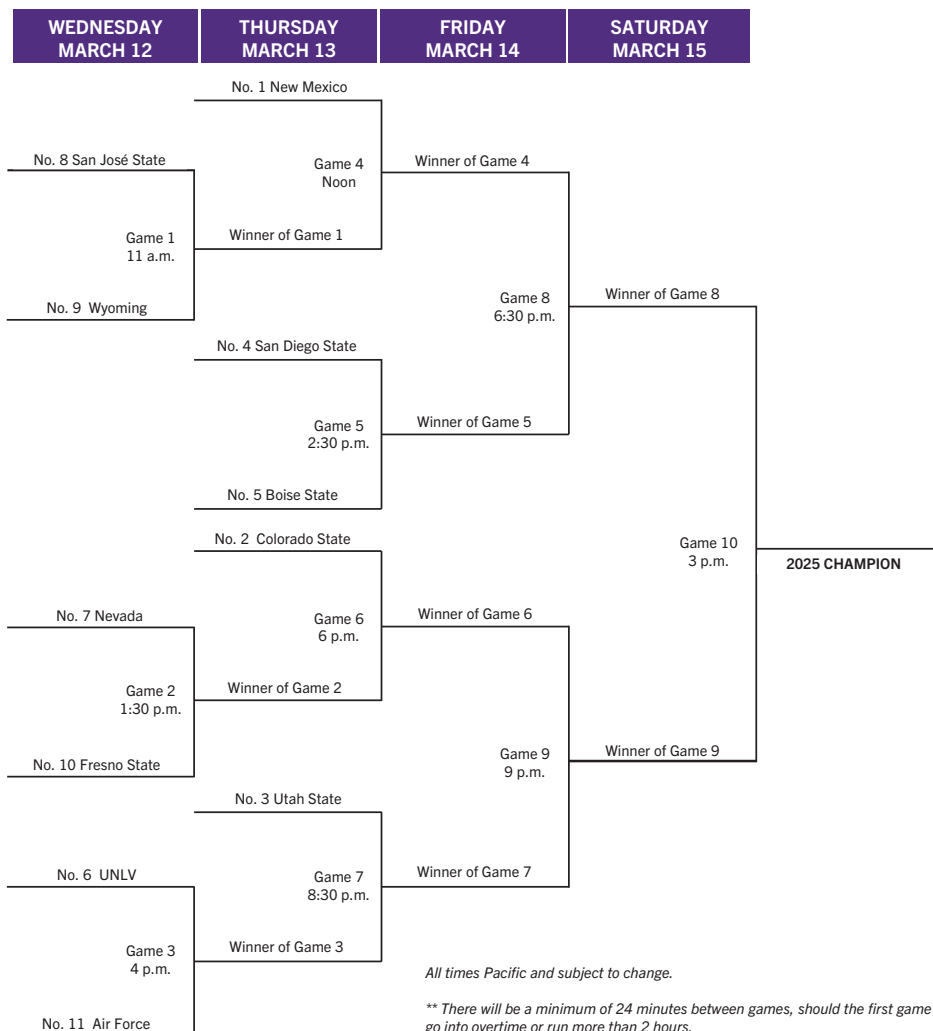
3/13/24 [1R]: (9) Fresno State 77, (8) Wyoming 73

3/14/24 [QF]: (1) Utah State 87, (9) Fresno State 75 [OT]

Tournament Round: 1R - First Round; QF - Quarterfinal Round; SF - Semifinal Round; CH - Championship Game

2025 CREDIT UNION 1 MOUNTAIN WEST MEN'S BASKETBALL CHAMPIONSHIP

WEDNESDAY-SATURDAY, MARCH 12-15
THOMAS & MACK CENTER
LAS VEGAS, NEVADA





EXPERIENCE

Fresno State	1st season
Fresno State Record	6-25
Overall Record (2 years)	20-60
Alma Mater	CSU Bakersfield (1978)

YEAR-BY-YEAR RECORD AT FRESNO STATE

	OVERALL	MW	FINISH
2024-25	6-25	2-18	-

COACHING HISTORY

Fresno State

2024-present: Head Coach

Clovis West HS

2016-2024: Head Coach

Sacramento Kings

2015-16: Assistant Coach

Philadelphia 76ers

2013-15: Assistant Coach

Denver Nuggets

2012-13: Assistant Coach

UMass

2008-11: Assistant Coach

Pepperdine

2006-08: Head Coach

Fresno City College

2002-06: Head Coach

Clovis West HS

1989-2002: Head Coach

Newark Memorial HS

1984-1989: Head Coach

Los Altos HS

1981-1983: Head Coach

Mountain View HS

1978-1981: Head Coach

University President Saúl Jiménez-Sandoval named Vance Walberg as the 20th head men's basketball coach at Fresno State on Saturday, April 6. Well-known in the basketball world for innovating the dribble drive motion offense, Walberg has extensive experience at every level of basketball, including the NBA, college, junior college and high school during his 40-plus year coaching career.

"Vance Walberg has an impressive, winning record in our Valley and comes with deep community ties that will enhance our men's basketball program and our student-athletes," Jiménez-Sandoval said. "With his decades-long track record as an authority in the field, his passion for Fresno State and his drive for excellence, Coach Walberg will take our men's basketball program to new heights. I am very pleased that a Valley native will lead us to higher levels of greatness."

Walberg comes to Fresno State following his second stint as the head coach at Clovis West High School, where he has been since 2016 after spending four seasons as an NBA assistant coach. In 21 seasons at Clovis West High, from 1990-2002 and 2017-24, he has amassed a record of 559-104 with the Golden Eagles.

He was with the Sacramento Kings from 2015-16, following stints with the Philadelphia 76ers (2013-15) and Denver Nuggets (2012-13). Prior to that, Walberg spent two seasons as the head coach at Pepperdine University (2006-08) and three seasons as an assistant at University of Massachusetts (2008-11).

The principles of his dribble drive motion offense are used by some of the nation's top NBA and college coaches, including those at Kentucky and Alabama. Walberg looks forward to delivering an exciting, high-octane brand of basketball to the Save Mart Center for the Red Wave as the Bulldogs' new head coach.

"I am thrilled to embark on this journey with Fresno State as the new head men's basketball coach," Walberg said. "I am grateful to both Fresno State and President Jiménez-Sandoval for entrusting me with

this incredible opportunity. I am committed to not only fostering a winning culture on the court but also to galvanizing the community around our program while supporting our student-athletes so they can thrive academically and athletically."

He has an overall prep record of 697-195 that includes 16 league titles and 10 section championships in 20-plus years as a high school coach in California (Mountain View High, Los Altos High, Newark Memorial High and Clovis West High) prior to entering the college ranks.

At Clovis West, he earned conference coach of the year honors nine times, section coach of the year on six occasions and was tabbed the California and West Region (Section 7) Coach of the Year in 1999, and was the Cal-Hi State Coach of the Year in 2001.

In four years at Fresno City College (2003-06), he compiled a 133-11 record, including a 34-0 record in 2005 when he led the Rams to the California State Community College championship. It was just the third team in California community college history, and first in 35 years, to go undefeated.

His Fresno City College teams won four straight Central Valley Conference titles, made four consecutive trips to the Northern California Playoffs, advanced to the state's Final Four three times and appeared in the title game in 2003 and 2005. Walberg was twice named California Community College Coach of the Year (2003 and 2005) and was tabbed the CVC Coach of the Year in each of his four seasons.

Walberg, a 1978 graduate of Cal State Bakersfield, played two seasons with the Roadrunners and was twice named the school's Defensive Player of the Year. He served as team captain his senior year. Prior to that he helped De Anza Community College to back-to-back conference championships.

Walberg earned his bachelor's degree in physical education from CSUB, a teaching credential from the College of Belmont in 1979 and a master's degree in health, physical education and recreation from Saint Mary's College in 1986.

What Others Are Saying

John Calipari, Arkansas Men's Head Basketball Coach

"Vance Walberg is one of the most talented coaches in our country who has been ahead of the trends. His style of play will help get recruits and be appealing to the fans. He is a gatherer who will bring people together for a common cause – Fresno State basketball."

Nate Oates, Alabama Men's Head Basketball Coach

"Fresno State made a fantastic hire in Vance Walberg. Knowing Vance for almost 20 years, he will bring an exciting brand of basketball to Fresno State. I learned a lot of our offensive spacing concepts from him and have stayed in touch with him throughout my years as a head coach. Vance and his family will have a positive impact on the community and the university."

George Karl, NBA Hall of Fame Coach

"Vance Walberg's basketball knowledge is second to none, surpassing nearly everyone I've encountered in the game. With Walberg's four decades of experience at every level of basketball, Fresno State hit the jackpot. He will bring fresh ideas and genuine focus on the players, which is bound to bring contagious energy to Fresno State basketball that fans will love."

0 • JASIR TREMBLE

GUARD • 5-10 • 160 • JUNIOR • WASHINGTON D.C.
THEODORE ROOSEVELT / MOREHOUSE COLLEGE / PRINCE GEORGE'S CC



2024-25 GAME-BY-GAME STATS

OPPONENT	DATE	GS	MIN	FG-FGA	PCT	3FG-FGA	PCT	FT-FTA	PCT	OFF	DEF	TOT	PF	A	T/O	BLK	STL	PTS
Sacramento State	11/8/24	2		0-1	.000	0-1	.000	0-0	.000	0	0	0	0	0	0	0	0	0
at UCSB	11/13/24	6		0-2	.000	0-1	.000	0-2	.000	0	1	1	0	0	0	0	0	0
at CSU Bakersfield	11/16/24	15		3-5	.600	0-1	.000	0-1	.000	0	0	0	0	0	0	0	1	6
Prairie View A&M	11/20/24	17		3-5	.600	2-4	.500	0-0	.000	0	1	1	2	2	2	0	0	8
at Long Beach State	11/23/24	24		1-8	.125	0-3	.000	0-0	.000	1	3	4	1	2	2	0	2	2
vs. Washington State	11/26/24	2		0-1	.000	0-1	.000	0-0	.000	0	0	0	0	0	0	0	0	0
vs. Cal Baptist	11/27/24	3		0-0	.000	0-0	.000	0-0	.000	0	0	0	0	0	0	0	0	0
San Diego State	12/4/24	17		1-4	.250	1-3	.333	0-0	.000	0	0	0	2	1	0	0	0	3
at Santa Clara	12/7/24	3		0-0	.000	0-0	.000	0-0	.000	0	0	0	0	0	1	0	0	0
at BYU	12/11/24	11		2-6	.333	2-5	.400	0-0	.000	0	0	0	1	0	1	0	1	6
San Diego	12/14/24	4		0-3	.000	0-0	.000	0-0	.000	0	1	1	0	0	0	0	0	0
Cal Baptist	12/21/24	16		2-5	.400	2-4	.500	0-0	.000	1	0	1	1	0	1	0	1	6
at UNLV	12/28/24	22		7-10	.700	5-7	.714	0-0	.000	2	0	2	1	1	0	0	1	19
New Mexico	12/31/24	18		5-7	.714	3-3	1.000	1-2	.500	1	0	1	2	0	2	0	2	14
at Utah State	1/4/25	*	32	4-11	.364	4-8	.500	0-0	.000	1	3	4	2	3	2	0	3	12
at Colorado State	1/7/25	20		2-5	.400	2-2	1.000	0-0	.000	0	0	0	1	2	1	0	2	6
Nevada	1/11/25	12		1-3	.333	1-1	1.000	0-0	.000	0	1	1	0	0	0	0	0	3
Air Force	1/17/25	12		1-5	.200	1-4	.250	0-0	.000	0	0	0	0	1	1	0	1	3
at New Mexico	1/20/25	18		1-11	.091	1-9	.111	0-0	.000	0	1	1	0	2	1	0	0	3
Colorado State	1/25/25	20		1-4	.250	1-3	.333	0-0	.000	0	0	0	1	1	0	0	0	3
at Wyoming	1/28/25	15		1-3	.333	0-2	.000	0-0	.000	0	0	0	1	1	1	0	0	2
at Boise State	2/1/25	12		0-2	.000	0-1	.000	0-0	.000	0	0	0	0	0	4	0	1	0
San Jose State	2/4/25	6		0-2	.000	0-1	.000	0-0	.000	0	1	1	0	1	1	0	0	0
Utah State	2/7/25	19		3-8	.375	1-5	.200	2-3	.667	0	0	0	2	1	2	0	2	9
at Nevada	2/10/25	21		6-10	.600	5-8	.625	2-4	.500	0	2	2	1	2	2	0	2	19
UNLV	2/15/25	11		1-5	.200	0-1	.000	0-0	.000	0	0	0	1	1	3	0	0	2
at San Diego State	2/18/25	15		1-4	.250	1-2	.500	0-0	.000	0	0	0	1	2	1	0	2	3
at Air Force	2/22/25	*	44	6-18	.333	1-6	.167	2-2	1.000	0	2	2	1	2	3	1	4	15
Boise State	3/1/25	30		8-18	.444	3-9	.333	0-0	.000	1	2	3	2	1	1	0	0	19
Wyoming	3/4/25	17		1-5	.200	0-2	.000	0-0	.000	0	1	1	2	0	0	0	0	2
at San Jose State	3/8/25	34		9-16	.563	2-6	.333	2-3	.667	1	1	2	0	2	2	0	3	22

SEASON HIGHS

Points	22	at San Jose State (3/8/25)
Rebounds	4	2x, last at Utah State (1/4/25)
Assists	3	at Utah State (1/4/25)
Steals	4	at Air Force (2/22/25)
Blocks		
FG Made	9	at San Jose State (3/8/25)
FG Attempts	18	vs Boise State (3/1/25)
3FG Made	5	at UNLV (2/28/24)
3FG Attempts	9	2x, last vs Boise State (3/1/25)
FT Made	2	3x, last at San Jose State (3/8/25)
FT Attempts	3	2x, last at San Jose State (3/8/25)

CAREER HIGHS

Points	22	at San Jose State (3/8/25)
Rebounds	4	2x, last at Utah State (1/4/25)
Assists	3	at Utah State (1/4/25)
Steals	4	at Air Force (2/22/25)
Blocks		
FG Made	9	at San Jose State (3/8/25)
FG Attempts	18	vs Boise State (3/1/25)
3FG Made	5	at UNLV (2/28/24)
3FG Attempts	9	2x, last vs Boise State (3/1/25)
FT Made	2	3x, last at San Jose State (3/8/25)
FT Attempts	3	2x, last at San Jose State (3/8/25)

CAREER STATS

SEASON	GP-GS	MIN/AVG	FG-FGA	FG%	3FG-3FGA	3FG%	FT-FTA	FT%	OFF	DEF	TOT	AVG	PF-FO	A	TO	BLK	STL	PTS	AVG
2024-25	31-2	497/16.0	70-187	.374	38-103	.369	9-17	.529	8	20	28	0.9	25-0	28	34	1	28	187	6.0
TOTAL	31-2	497/16.0	70-187	.374	38-103	.369	9-17	.529	8	20	28	0.9	25-0	28	34	1	28	187	6.0

* Played 2021-22 season at Morehouse College (redshirted), and 2022-23 and 2023-24 seasons at Prince George's CC

#3 • ELIJAH PRICE

FORWARD • 6-9 • 208 • REDSHIRT FRESHMAN • LONG BEACH, CALIF.
SAINT ANTHONY'S / DRAKE



2024-25 GAME-BY-GAME STATS

OPPONENT	DATE	GS	MIN	FG-FGA	PCT	3FG-FGA	PCT	FT-FTA	PCT	OFF	DEF	TOT	PF	A	T/O	BLK	STL	PTS
Sacramento State	11/8/24	*	28	3-10	.300	0-1	.000	0-0	.000	5	2	7	1	0	1	0	1	6
at UCSB	11/13/24	*	24	2-4	.500	1-2	.500	1-4	.250	2	2	4	3	3	0	1	0	6
at CSU Bakersfield	11/16/24	*	26	4-8	.500	0-2	.000	3-3	1.000	3	4	7	5	2	3	3	2	11
Prairie View A&M	11/20/24	*	29	4-12	.333	0-1	.000	8-11	.727	4	9	13	4	0	1	0	0	16
at Long Beach State	11/23/24	*	29	1-4	.250	0-0	.000	4-8	.500	5	4	9	4	0	3	0	2	6
vs. Washington State	11/26/24	*	21	1-2	.500	0-0	.000	1-4	.250	2	7	9	3	0	3	0	1	3
vs. Cal Baptist	11/27/24	*	42	7-13	.538	0-1	.000	2-5	.400	3	12	15	4	0	2	3	1	16
San Diego State	12/4/24	*	26	1-5	.200	0-2	.000	4-8	.500	5	4	9	5	0	1	0	2	6
at Santa Clara	12/7/24	*	35	3-10	.300	0-0	.000	6-7	.857	0	4	4	4	0	1	1	1	12
at BYU	12/11/24	*	29	3-14	.214	1-4	.250	0-2	.000	5	2	7	2	1	2	1	0	7
San Diego	12/14/24	*	28	3-5	.600	0-1	.000	4-7	.571	4	6	10	4	0	2	2	2	10
Cal Baptist	12/21/24	*	26	4-7	.571	0-1	.000	0-4	.000	1	4	5	4	1	1	2	0	8
at UNLV	12/28/24	*	35	4-9	.444	0-2	.000	5-9	.556	1	6	7	1	1	0	1	2	13
New Mexico	12/31/24	*	34	3-9	.333	0-1	.000	9-14	.643	5	6	11	4	2	3	3	6	15
at Utah State	1/4/25	*	13	3-5	.600	0-2	.000	0-1	.000	1	1	2	5	0	0	0	0	6
at Colorado State	1/7/25	*	23	1-4	.250	0-1	.000	5-8	.625	2	7	9	4	0	1	0	0	7
Nevada	1/11/25	*	31	1-3	.333	0-1	.000	5-6	.833	2	5	7	4	2	4	1	1	7
Air Force	1/17/25	*	37	2-4	.500	0-0	.000	4-4	1.000	2	6	8	2	3	0	1	2	8
at New Mexico	1/20/25	*	27	5-12	.417	0-1	.000	2-3	.667	1	10	11	3	1	3	1	0	12
Colorado State	1/25/25	*	33	3-7	.429	0-2	.000	7-7	1.000	2	4	6	2	3	1	1	1	13
at Wyoming	1/28/25	*	39	3-8	.375	0-2	.000	5-8	.625	6	6	12	4	1	3	2	2	11
at Boise State	2/1/25	*	32	3-10	.300	0-2	.000	5-6	.833	3	0	3	1	1	2	3	1	11
San Jose State	2/4/25	*	41	5-11	.455	0-2	.000	7-8	.875	4	3	7	5	0	2	2	3	17
Utah State	2/7/25	*	31	2-5	.400	0-0	.000	9-12	.750	3	1	4	4	1	3	2	3	13
at Nevada	2/10/25	*	31	3-9	.333	0-0	.000	3-3	1.000	4	5	9	2	4	3	0	0	9
UNLV	2/15/25	*	33	5-8	.625	0-1	.000	5-9	.556	6	6	12	0	0	4	2	3	15
at San Diego State	2/18/25	*	29	2-5	.400	0-0	.000	1-1	1.000	0	1	1	2	1	4	1	4	5
at Air Force	2/22/25	*	42	5-10	.500	0-0	.000	4-6	.667	3	8	11	2	4	4	0	0	14
Boise State	3/1/25	*	33	2-6	.333	0-0	.000	2-3	.667	4	7	11	3	0	3	2	1	6
Wyoming	3/4/25	*	33	4-9	.444	2-5	.400	6-10	.600	5	8	13	3	0	4	1	1	16
at San Jose State	3/8/25	*	31	2-6	.333	0-1	.000	9-12	.750	4	6	10	4	0	0	3	1	13

SEASON HIGHS

Points	16	3x, last vs Wyoming (3/4/25)
Rebounds	15	vs Cal Baptist (11/27/24)
Assists	4	2x, last at Air Force (2/22/25)
Steals	6	vs New Mexico (12/31/24)
Blocks	3	4x, last at Boise State (2/1/25)
FG Made	7	vs Cal Baptist (11/27/24)
FG Attempts	14	at BYU (12/11/24)
3FG Made	2	vs Wyoming (3/4/25)
3FG Attempts	5	vs Wyoming (3/4/25)
FT Made	9	3x, last at San Jose State (3/8/25)
FT Attempts	14	vs New Mexico (12/31/24)

CAREER HIGHS

Points	16	3x, last vs Wyoming (3/4/25)
Rebounds	15	vs Cal Baptist (11/27/24)
Assists	4	at Nevada (2/10/25)
Steals	6	vs New Mexico (12/31/24)
Blocks	3	4x, last at Boise State (2/1/25)
FG Made	7	vs Cal Baptist (11/27/24)
FG Attempts	14	at BYU (12/11/24)
3FG Made	2	vs Wyoming (3/4/25)
3FG Attempts	5	vs Wyoming (3/4/25)
FT Made	9	3x, last at San Jose State (3/8/25)
FT Attempts	14	vs New Mexico (12/31/24)

CAREER STATS

SEASON	GP-GS	MIN/AVG	FG-FGA	FG%	3FG-3FGA	3FG%	FT-FTA	FT%	OFF	DEF	TOT	AVG	PF-FO	A	TO	BLK	STL	PTS	AVG
2023-24*	-	-	-	-	-	-	-	-	-	-	-	-	-	-	-	-	-	-	-
2024-25	31-31	951/30.7	94-234	.402	4-38	.105	126-193	.653	97	156	253	8.2	98-4	31	63	39	43	318	10.3
TOTAL	31-31	951/30.7	94-234	.402	4-38	.105	126-193	.653	97	156	253	8.2	98-4	31	63	39	43	318	10.3

* Played 2023-24 season at Drake

#4 • TROY JENKINS

GUARD • 6-4 • 178 • FRESHMAN • NEWPORT BEACH, CALIF.
CREAN LUTHERAN



2024-25 GAME-BY-GAME STATS

OPPONENT	DATE	GS	MIN	FG-FGA	PCT	3FG-FGA	PCT	FT-FTA	PCT	OFF	DEF	TOT	PF	A	T/O	BLK	STL	PTS
Sacramento State	11/8/24	-	-	-	-	-	-	-	-	-	-	-	-	-	-	-	-	-
at UCSB	11/13/24	-	-	-	-	-	-	-	-	-	-	-	-	-	-	-	-	-
at CSU Bakersfield	11/16/24	-	-	-	-	-	-	-	-	-	-	-	-	-	-	-	-	-
Prairie View A&M	11/20/24	-	-	-	-	-	-	-	-	-	-	-	-	-	-	-	-	-
at Long Beach State	11/23/24	-	-	-	-	-	-	-	-	-	-	-	-	-	-	-	-	-
vs. Washington State	11/26/24	-	-	-	-	-	-	-	-	-	-	-	-	-	-	-	-	-
vs. Cal Baptist	11/27/24	-	-	-	-	-	-	-	-	-	-	-	-	-	-	-	-	-
San Diego State	12/4/24	-	-	-	-	-	-	-	-	-	-	-	-	-	-	-	-	-
at Santa Clara	12/7/24	-	-	-	-	-	-	-	-	-	-	-	-	-	-	-	-	-
at BYU	12/11/24	-	-	-	-	-	-	-	-	-	-	-	-	-	-	-	-	-
San Diego	12/14/24	-	-	-	-	-	-	-	-	-	-	-	-	-	-	-	-	-
Cal Baptist	12/21/24	-	-	-	-	-	-	-	-	-	-	-	-	-	-	-	-	-
at UNLV	12/28/24	-	-	-	-	-	-	-	-	-	-	-	-	-	-	-	-	-
New Mexico	12/31/24	-	-	-	-	-	-	-	-	-	-	-	-	-	-	-	-	-
at Utah State	1/4/25	-	-	-	-	-	-	-	-	-	-	-	-	-	-	-	-	-
at Colorado State	1/7/25	-	-	-	-	-	-	-	-	-	-	-	-	-	-	-	-	-
Nevada	1/11/25	-	-	-	-	-	-	-	-	-	-	-	-	-	-	-	-	-
Air Force	1/17/25	-	-	-	-	-	-	-	-	-	-	-	-	-	-	-	-	-
at New Mexico	1/20/25	-	-	-	-	-	-	-	-	-	-	-	-	-	-	-	-	-
Colorado State	1/25/25	-	-	-	-	-	-	-	-	-	-	-	-	-	-	-	-	-
at Wyoming	1/28/25	-	-	-	-	-	-	-	-	-	-	-	-	-	-	-	-	-
at Boise State	2/1/25	-	-	-	-	-	-	-	-	-	-	-	-	-	-	-	-	-
San Jose State	2/4/25	-	-	-	-	-	-	-	-	-	-	-	-	-	-	-	-	-
Utah State	2/7/25	-	-	-	-	-	-	-	-	-	-	-	-	-	-	-	-	-
at Nevada	2/10/25	-	-	-	-	-	-	-	-	-	-	-	-	-	-	-	-	-
UNLV	2/15/25	-	-	-	-	-	-	-	-	-	-	-	-	-	-	-	-	-
at San Diego State	2/18/25	-	-	-	-	-	-	-	-	-	-	-	-	-	-	-	-	-
at Air Force	2/22/25	-	-	-	-	-	-	-	-	-	-	-	-	-	-	-	-	-
Boise State	3/1/25	-	-	-	-	-	-	-	-	-	-	-	-	-	-	-	-	-
Wyoming	3/4/25	-	-	-	-	-	-	-	-	-	-	-	-	-	-	-	-	-
at San Jose State	3/8/25	-	-	-	-	-	-	-	-	-	-	-	-	-	-	-	-	-

SEASON HIGHS

Points
Rebounds
Assists
Steals
Blocks
FG Made
FG Attempts
3FG Made
3FG Attempts
FT Made
FT Attempts

CAREER HIGHS

Points
Rebounds
Assists
Steals
Blocks
FG Made
FG Attempts
3FG Made
3FG Attempts
FT Made
FT Attempts

CAREER STATS

SEASON	GP-GS	MIN/AVG	FG-FGA	FG%	3FG-3FGA	3FG%	FT-FTA	FT%	OFF	DEF	TOT	AVG	PF-FO	A	TO	BLK	STL	PTS	AVG
2024-25	-	-	-	-	-	-	-	-	-	-	-	-	-	-	-	-	-	-	-
TOTAL	-	-	-	-	-	-	-	-	-	-	-	-	-	-	-	-	-	-	-

#6 • JOSHUA BONGA

GUARD • 6-4 • 197 • FRESHMAN • KOBLENZ, GERMANY



2024-25 GAME-BY-GAME STATS

OPPONENT	DATE	GS	MIN	FG-FGA	PCT	3FG-FGA	PCT	FT-FTA	PCT	OFF	DEF	TOT	PF	A	T/O	BLK	STL	PTS
Sacramento State	11/8/24	-	-	-	-	-	-	-	-	-	-	-	-	-	-	-	-	-
at UCSB	11/13/24	4	0-0	.000	0-0	.000	0-0	.000	0	0	0	0	0	0	0	0	0	0
at CSU Bakersfield	11/16/24	3	0-0	.000	0-0	.000	0-0	.000	0	0	0	0	0	0	0	0	0	0
Prairie View A&M	11/20/24	-	-	-	-	-	-	-	-	-	-	-	-	-	-	-	-	-
at Long Beach State	11/23/24	3	0-1	.000	0-0	.000	2-2	1.000	1	0	1	0	0	1	0	0	2	
vs. Washington State	11/26/24	-	-	-	-	-	-	-	-	-	-	-	-	-	-	-	-	-
vs. Cal Baptist	11/27/24	-	-	-	-	-	-	-	-	-	-	-	-	-	-	-	-	-
San Diego State	12/4/24	4	0-0	.000	0-0	.000	0-0	.000	1	1	2	0	0	0	0	0	0	0
at Santa Clara	12/7/24	-	-	-	-	-	-	-	-	-	-	-	-	-	-	-	-	-
at BYU	12/11/24	1	0-0	.000	0-0	.000	0-0	.000	0	0	0	0	0	0	0	0	0	0
San Diego	12/14/24	6	1-1	1.000	1-1	1.000	0-0	.000	0	0	0	0	0	1	0	0	3	
Cal Baptist	12/21/24	1	0-0	.000	0-0	.000	0-0	.000	0	0	0	0	0	0	0	0	0	0
at UNLV	12/28/24	-	-	-	-	-	-	-	-	-	-	-	-	-	-	-	-	-
New Mexico	12/31/24	-	-	-	-	-	-	-	-	-	-	-	-	-	-	-	-	-
at Utah State	1/4/25	-	-	-	-	-	-	-	-	-	-	-	-	-	-	-	-	-
at Colorado State	1/7/25	9	1-1	1.000	1-1	1.000	0-0	.000	0	1	1	0	0	1	0	1	3	
Nevada	1/11/25	-	-	-	-	-	-	-	-	-	-	-	-	-	-	-	-	-
Air Force	1/17/25	-	-	-	-	-	-	-	-	-	-	-	-	-	-	-	-	-
at New Mexico	1/20/25	4	0-1	.000	0-1	.000	0-0	.000	0	1	1	0	0	0	0	0	0	0
Colorado State	1/25/25	-	-	-	-	-	-	-	-	-	-	-	-	-	-	-	-	-
at Wyoming	1/28/25	-	-	-	-	-	-	-	-	-	-	-	-	-	-	-	-	-
at Boise State	2/1/25	5	0-2	.000	0-2	.000	0-0	.000	0	0	0	1	0	0	0	0	0	0
San Jose State	2/4/25	-	-	-	-	-	-	-	-	-	-	-	-	-	-	-	-	-
Utah State	2/7/25	-	-	-	-	-	-	-	-	-	-	-	-	-	-	-	-	-
at Nevada	2/10/25	3	0-0	.000	0-0	.000	0-0	.000	0	0	0	0	0	0	0	0	0	0
UNLV	2/15/25	2	0-1	.000	0-1	.000	0-0	.000	0	0	0	0	0	0	0	0	0	0
at San Diego State	2/18/25	3	0-0	.000	0-0	.000	0-0	.000	0	0	0	0	0	0	0	0	0	0
at Air Force	2/22/25	16	0-1	.000	0-0	.000	0-0	.000	0	2	2	1	1	2	0	0	0	0
Boise State	3/1/25	-	-	-	-	-	-	-	-	-	-	-	-	-	-	-	-	-
Wyoming	3/4/25	-	-	-	-	-	-	-	-	-	-	-	-	-	-	-	-	-
at San Jose State	3/8/25	-	-	-	-	-	-	-	-	-	-	-	-	-	-	-	-	-

SEASON HIGHS

Points	3	2x, last at Colorado State (1/7/25)
Rebounds	2	2x, last at Air Force (2/22/25)
Assists	1	2x, last at Air Force (2/22/25)
Steals	1	at Colorado State (1/7/25)
Blocks		
FG Made	1	3x, last at Colorado State (1/7/25)
FG Attempts	2	at Boise State (2/1/25)
3FG Made	1	2x, last at Colorado State (1/7/25)
3FG Attempts	2	at Boise State (2/1/25)
FT Made	2	at Long Beach State (11/23/24)
FT Attempts	2	at Long Beach State (11/23/24)


CAREER HIGHS

Points	3	2x, last at Colorado State (1/7/25)
Rebounds	2	2x, last at Air Force (2/22/25)
Assists	1	2x, last at Air Force (2/22/25)
Steals	1	at Colorado State (1/7/25)
Blocks		
FG Made	1	3x, last at Colorado State (1/7/25)
FG Attempts	1	4x, last at New Mexico (1/20/25)
3FG Made	1	2x, last at Colorado State (1/7/25)
3FG Attempts	1	3x, last at New Mexico (1/20/25)
FT Made	2	at Long Beach State (11/23/24)
FT Attempts	2	at Long Beach State (11/23/24)

CAREER STATS

SEASON	GP-GS	MIN/AVG	FG-FGA	FG%	3FG-3FGA	3FG%	FT-FTA	FT%	OFF	DEF	TOT	AVG	PF-FO	A	TO	BLK	STL	PTS	AVG
2024-25	14-0	64/4.6	2-8	.250	2-6	.333	2-2	1.000	2	5	7	0.5	2-0	1	5	0	1	8	0.6
TOTAL	14-0	64/4.6	2-8	.250	2-6	.333	2-2	1.000	2	5	7	0.5	2-0	1	5	0	1	8	0.6

FORWARD • 6-11 • 216 • JUNIOR • PORT-AU-PRINCE, HAITI
HERITAGE CHRISTIAN (CALIF.) / LOUISIANA TECH



2024-25 GAME-BY-GAME STATS

OPPONENT	DATE	GS	MIN	FG-FGA	PCT	3FG-FGA	PCT	FT-FTA	PCT	OFF	DEF	TOT	PF	A	T/O	BLK	STL	PTS
Sacramento State	11/8/24	10		0-0	.000	0-0	.000	1-2	.500	1	1	2	0	0	0	1	0	1
at UCSB	11/13/24	3		1-1	1.000	0-0	.000	0-0	.000	1	0	1	0	0	0	0	0	2
at CSU Bakersfield	11/16/24	1		0-0	.000	0-0	.000	0-0	.000	0	0	0	0	0	0	0	0	0
Prairie View A&M	11/20/24	4		0-0	.000	0-0	.000	0-0	.000	1	1	2	1	0	0	0	0	0
at Long Beach State	11/23/24	-	-	-	-	-	-	-	-	-	-	-	-	-	-	-	-	-
vs. Washington State	11/26/24	-	-	-	-	-	-	-	-	-	-	-	-	-	-	-	-	-
vs. Cal Baptist	11/27/24	-	-	-	-	-	-	-	-	-	-	-	-	-	-	-	-	-
San Diego State	12/4/24	-	-	-	-	-	-	-	-	-	-	-	-	-	-	-	-	-
at Santa Clara	12/7/24	-	-	-	-	-	-	-	-	-	-	-	-	-	-	-	-	-
at BYU	12/11/24	-	-	-	-	-	-	-	-	-	-	-	-	-	-	-	-	-
San Diego	12/14/24	18		3-5	.600	0-0	.000	2-5	.400	7	2	9	0	0	0	3	1	8
Cal Baptist	12/21/24	-	-	-	-	-	-	-	-	-	-	-	-	-	-	-	-	-
at UNLV	12/28/24	-	-	-	-	-	-	-	-	-	-	-	-	-	-	-	-	-
New Mexico	12/31/24	-	-	-	-	-	-	-	-	-	-	-	-	-	-	-	-	-
at Utah State	1/4/25	-	-	-	-	-	-	-	-	-	-	-	-	-	-	-	-	-
at Colorado State	1/7/25	-	-	-	-	-	-	-	-	-	-	-	-	-	-	-	-	-
Nevada	1/11/25	*	16	0-0	.000	0-0	.000	0-0	.000	1	4	5	3	0	1	1	0	0
Air Force	1/17/25	*	10	1-1	1.000	0-0	.000	0-0	.000	0	0	0	3	0	1	0	0	2
at New Mexico	1/20/25	*	15	1-5	.200	0-0	.000	0-0	.000	2	1	3	1	0	0	0	2	2
Colorado State	1/25/25	11		0-0	.000	0-0	.000	0-0	.000	1	1	2	0	0	0	0	0	0
at Wyoming	1/28/25	13		1-1	1.000	0-0	.000	0-0	.000	0	2	2	0	0	0	0	0	2
at Boise State	2/1/25	-	-	-	-	-	-	-	-	-	-	-	-	-	-	-	-	-
San Jose State	2/4/25	9		0-1	.000	0-0	.000	0-0	.000	1	1	2	0	0	1	1	0	0
Utah State	2/7/25	*	9	2-3	.667	0-0	.000	0-0	.000	1	0	1	2	0	1	0	0	4
at Nevada	2/10/25	9		0-0	.000	0-0	.000	0-0	.000	0	0	0	2	0	1	0	0	0
UNLV	2/15/25	12		1-1	1.000	0-0	1.000	1-2	.500	0	4	4	0	0	0	0	0	3
at San Diego State	2/18/25	8		1-2	.500	0-0	.000	0-0	.000	1	0	1	1	0	1	1	0	2
at Air Force	2/22/25	15		0-1	.000	0-0	.000	0-2	.000	1	0	1	1	0	0	0	0	0
Boise State	3/1/25	11		0-1	.000	0-0	.000	0-0	.000	2	1	3	3	0	0	0	0	0
Wyoming	3/4/25	12		0-1	.000	0-0	.000	0-0	.000	2	1	3	1	0	1	1	0	0
at San Jose State	3/8/25	-	-	-	-	-	-	-	-	-	-	-	-	-	-	-	-	-

SEASON HIGHS

Points	8	vs San Diego (12/14/24)
Rebounds	9	vs San Diego (12/14/24)
Assists		
Steals	2	at New Mexico (1/20/25)
Blocks	3	vs San Diego (12/14/24)
FG Made	3	vs San Diego (12/14/24)
FG Attempts	5	2x, last at New Mexico (1/20/25)
3FG Made		
3FG Attempts		
FT Made	2	vs San Diego (12/14/24)
FT Attempts	5	vs San Diego (12/14/24)

CAREER HIGHS

Points	9	vs Tennessee Southern (11/26/22)
Rebounds	9	vs San Diego (12/14/24)
Assists		
Steals	2	at New Mexico (1/20/25)
Blocks	3	vs San Diego (12/14/24)
FG Made	3	vs San Diego (12/14/24)
FG Attempts	5	2x, last at New Mexico (1/20/25)
3FG Made		
3FG Attempts		
FT Made	5	vs Tennessee Southern (11/26/22)
FT Attempts	9	vs Tennessee Southern (11/26/22)

CAREER STATS

SEASON	GP-GS	MIN/AVG	FG-FGA	FG%	3FG-3FGA	3FG%	FT-FTA	FT%	OFF	DEF	TOT	AVG	PF-FO	A	TO	BLK	STL	PTS	AVG
2022-23*	7-0	40/5.7	6-7	.857	0-0	.000	5-9	.556	6	6	12	1.7	6-0	0	3	2	0	17	2.4
2023-24	15-0	67/4.5	2-8	.250	0-0	.000	3-6	.500	6	8	14	0.9	11-0	0	3	5	0	7	0.5
2024-25	17-4	173/10.2	11-22	.500	0-0	.000	4-11	.364	20	18	38	2.2	17-0	0	6	7	3	26	1.5
TOTAL	39-4	280/7.2	19-37	.514	0-0	.000	12-26	.462	32	32	64	1.6	34-0	0	12	14	3	50	1.3

* Played 2022-23 season at Louisiana Tech

#8 • ALEX CRAWFORD

FORWARD • 6-8 • 208 • JUNIOR • CHULA VISTA, CALIF.
CORONADO HS / STETSON / SAN DIEGO CITY COLLEGE



2024-25 GAME-BY-GAME STATS

OPPONENT	DATE	GS	MIN	FG-FGA	PCT	3FG-FGA	PCT	FT-FTA	PCT	OFF	DEF	TOT	PF	A	T/O	BLK	STL	PTS
Sacramento State	11/8/24	*	32	3-4	.750	1-2	.500	2-3	.667	4	1	5	1	0	1	1	1	9
at UCSB	11/13/24	*	34	5-8	.625	0-2	.000	0-1	.000	2	3	5	5	3	3	0	1	10
at CSU Bakersfield	11/16/24	*	31	3-5	.6000	0-1	.000	0-0	.000	0	3	3	2	0	5	1	0	6
Prairie View A&M	11/20/24	-	-	-	-	-	-	-	-	-	-	-	-	-	-	-	-	-
at Long Beach State	11/23/24	-	-	-	-	-	-	-	-	-	-	-	-	-	-	-	-	-
vs. Washington State	11/26/24		32	7-10	.700	3-4	.750	0-0	.000	1	3	4	1	1	2	0	0	17
vs. Cal Baptist	11/27/24		14	2-4	.500	0-1	.000	0-0	.000	0	1	1	1	0	0	0	0	4
San Diego State	12/4/24		31	3-7	.429	1-2	.500	1-1	1.000	1	1	2	2	2	0	1	3	8
at Santa Clara	12/7/24	*	26	5-7	.714	0-0	.000	3-4	.750	2	0	2	2	1	2	1	3	13
at BYU	12/11/24	*	16	0-2	.000	0-1	.000	4-4	1.000	1	1	2	2	1	0	0	0	4
San Diego	12/14/24	*	31	8-9	.889	0-0	.000	2-3	.667	1	3	4	0	0	2	2	2	18
Cal Baptist	12/21/24	*	28	3-6	.500	1-1	1.000	3-4	.750	0	2	2	2	0	0	2	1	10
at UNLV	12/28/24		18	1-5	.200	0-2	.000	0-0	.000	0	1	1	2	0	2	1	0	2
New Mexico	12/31/24		26	3-7	.429	0-1	.000	0-0	.000	0	5	5	0	2	1	1	1	6
at Utah State	1/4/25		33	10-13	.769	0-0	.000	6-9	.667	1	2	3	4	3	3	2	0	26
at Colorado State	1/7/25		32	7-12	.583	1-2	.500	6-11	.545	3	2	5	1	2	5	1	1	21
Nevada	1/11/25	*	44	4-12	.333	1-3	.333	4-6	.667	1	3	4	3	4	1	1	0	13
Air Force	1/17/25	*	33	8-13	.615	1-4	.250	4-6	.667	1	4	5	2	0	1	1	0	21
at New Mexico	1/20/25	*	34	6-12	.500	0-2	.000	0-0	.000	1	2	3	1	2	3	1	1	12
Colorado State	1/25/25	*	37	7-16	.438	3-8	.375	3-3	1.000	1	6	7	3	0	1	0	0	20
at Wyoming	1/28/25	*	38	4-12	.333	0-3	.000	1-2	.500	6	4	10	4	2	4	0	4	9
at Boise State	2/1/25	*	38	6-9	.667	0-2	.000	3-3	1.000	0	2	2	3	4	1	1	0	15
San Jose State	2/4/25	*	46	3-16	.188	0-2	.000	0-1	.000	3	3	6	0	1	3	1	1	6
Utah State	2/7/25	*	35	5-8	.625	3-4	.750	2-2	1.000	1	3	4	2	1	2	1	1	15
at Nevada	2/10/25	*	30	4-11	.364	1-6	.167	1-3	.333	2	1	3	2	1	4	0	2	10
UNLV	2/15/25	*	35	3-10	.300	2-4	.500	0-0	.000	1	2	3	3	2	1	3	1	8
at San Diego State	2/18/25	*	34	6-11	.545	1-4	.250	2-2	1.000	1	3	4	0	0	5	0	0	15
at Air Force	2/22/25	*	42	6-11	.545	0-1	.000	2-2	1.000	1	10	11	3	2	2	1	0	14
Boise State	3/1/25	*	29	1-5	.200	0-1	.000	0-0	.000	1	0	1	2	0	1	0	1	2
Wyoming	3/4/25	*	39	5-12	.417	0-3	.000	5-6	.833	5	6	11	3	2	3	0	0	15
at San Jose State	3/8/25	*	38	4-12	.333	0-3	.000	0-0	.000	1	4	5	2	2	2	2	4	8

SEASON HIGHS

Points	26	at Utah State (1/4/25)
Rebounds	11	2x, last vs Wyoming (3/4/25)
Assists	4	at Boise State (2/1/25)
Steals	4	2x, last at San Jose State (3/8/25)
Blocks	3	vs UNLV (2/15/25)
FG Made	10	at Utah State (1/4/25)
FG Attempts	16	2x, last vs San Jose State (2/4/25)
3FG Made	3	3x, last vs Utah State (2/7/25)
3FG Attempts	8	2x, last vs Utah State (2/7/25)
FT Made	6	2x, last at Colorado State (1/7/25)
FT Attempts	11	at Colorado State (1/7/25)

CAREER HIGHS

Points	26	at Utah State (1/4/25)
Rebounds	11	2x, last vs Wyoming (3/4/25)
Assists	4	2x, last at Boise State (2/1/25)
Steals	4	2x, last at San Jose State (3/8/25)
Blocks	3	vs UNLV (2/15/25)
FG Made	10	at Utah State (1/4/25)
FG Attempts	16	2x, last vs San Jose State (2/4/25)
3FG Made	3	5x, last vs Utah State (2/7/25)
3FG Attempts	8	vs Colorado State (1/25/25)
FT Made	6	2x, last at Colorado State (1/7/25)
FT Attempts	11	at Colorado State (1/7/25)

CAREER STATS

SEASON	GP-GS	MIN/AVG	FG-FGA	FG%	3FG-3FGA	3FG%	FT-FTA	FT%	OFF	DEF	TOT	AVG	PF-FO	A	TO	BLK	STL	PTS	AVG
2021-22*	24-0	189/7.9	22-36	.611	7-17	.412	7-10	.700	7	24	31	1.3	13-0	9	5	6	8	58	2.4
2024-25	29-22	937/32.3	132-269	.491	19-69	.275	54-76	.711	42	81	123	4.2	58-1	38	60	24	28	337	11.6
TOTAL	53-22	1127/21.3	154-305	.505	26-86	.302	61-86	.709	49	105	154	2.9	71-1	47	65	30	36	395	7.5

* Played 2021-22 season at Stetson and 2023-24 season at San Diego City College

#9 • PASHA SHEMIRANI

FORWARD • 6-5 • 195 • FRESHMAN • LOS ANGELES, CALIF.
SUNRISE CHRISTIAN ACADEMY (KAN.)



SEASON HIGHS

Points
Rebounds
Assists
Steals
Blocks
FG Made
FG Attempts
3FG Made
3FG Attempts
FT Made
FT Attempts

CAREER HIGHS

Points
Rebounds
Assists
Steals
Blocks
FG Made
FG Attempts
3FG Made
3FG Attempts
FT Made
FT Attempts

2024-25 GAME-BY-GAME STATS

OPPONENT	DATE	GS	MIN	FG-FGA	PCT	3FG-FGA	PCT	FT-FTA	PCT	OFF	DEF	TOT	PF	A	T/O	BLK	STL	PTS
Sacramento State	11/8/24	-	-	-	-	-	-	-	-	-	-	-	-	-	-	-	-	-
at UCSB	11/13/24	-	-	-	-	-	-	-	-	-	-	-	-	-	-	-	-	-
at CSU Bakersfield	11/16/24	-	-	-	-	-	-	-	-	-	-	-	-	-	-	-	-	-
Prairie View A&M	11/20/24	-	-	-	-	-	-	-	-	-	-	-	-	-	-	-	-	-
at Long Beach State	11/23/24	-	-	-	-	-	-	-	-	-	-	-	-	-	-	-	-	-
vs. Washington State	11/26/24	-	-	-	-	-	-	-	-	-	-	-	-	-	-	-	-	-
vs. Cal Baptist	11/27/24	-	-	-	-	-	-	-	-	-	-	-	-	-	-	-	-	-
San Diego State	12/4/24	-	-	-	-	-	-	-	-	-	-	-	-	-	-	-	-	-
at Santa Clara	12/7/24	-	-	-	-	-	-	-	-	-	-	-	-	-	-	-	-	-
at BYU	12/11/24	-	-	-	-	-	-	-	-	-	-	-	-	-	-	-	-	-
San Diego	12/14/24	-	-	-	-	-	-	-	-	-	-	-	-	-	-	-	-	-
Cal Baptist	12/21/24	-	-	-	-	-	-	-	-	-	-	-	-	-	-	-	-	-
at UNLV	12/28/24	-	-	-	-	-	-	-	-	-	-	-	-	-	-	-	-	-
New Mexico	12/31/24	-	-	-	-	-	-	-	-	-	-	-	-	-	-	-	-	-
at Utah State	1/4/25	-	-	-	-	-	-	-	-	-	-	-	-	-	-	-	-	-
at Colorado State	1/7/25	-	-	-	-	-	-	-	-	-	-	-	-	-	-	-	-	-
Nevada	1/11/25	-	-	-	-	-	-	-	-	-	-	-	-	-	-	-	-	-
Air Force	1/17/25	-	-	-	-	-	-	-	-	-	-	-	-	-	-	-	-	-
at New Mexico	1/20/25	-	-	-	-	-	-	-	-	-	-	-	-	-	-	-	-	-
Colorado State	1/25/25	-	-	-	-	-	-	-	-	-	-	-	-	-	-	-	-	-
at Wyoming	1/28/25	-	-	-	-	-	-	-	-	-	-	-	-	-	-	-	-	-
at Boise State	2/1/25	-	-	-	-	-	-	-	-	-	-	-	-	-	-	-	-	-
San Jose State	2/4/25	-	-	-	-	-	-	-	-	-	-	-	-	-	-	-	-	-
Utah State	2/7/25	-	-	-	-	-	-	-	-	-	-	-	-	-	-	-	-	-
at Nevada	2/10/25	-	-	-	-	-	-	-	-	-	-	-	-	-	-	-	-	-
UNLV	2/15/25	-	-	-	-	-	-	-	-	-	-	-	-	-	-	-	-	-
at San Diego State	2/18/25	-	-	-	-	-	-	-	-	-	-	-	-	-	-	-	-	-
at Air Force	2/22/25	-	-	-	-	-	-	-	-	-	-	-	-	-	-	-	-	-
Boise State	3/1/25	-	-	-	-	-	-	-	-	-	-	-	-	-	-	-	-	-
Wyoming	3/4/25	-	-	-	-	-	-	-	-	-	-	-	-	-	-	-	-	-
at San Jose State	3/8/25	-	-	-	-	-	-	-	-	-	-	-	-	-	-	-	-	-

CAREER STATS

SEASON	GP-GS	MIN/AVG	FG-FGA	FG%	3FG-3FGA	3FG%	FT-FTA	FT%	OFF	DEF	TOT	AVG	PF-FO	A	TO	BLK	STL	PTS	AVG
2024-25	-	-	-	-	-	-	-	-	-	-	-	-	-	-	-	-	-	-	-
TOTAL	-	-	-	-	-	-	-	-	-	-	-	-	-	-	-	-	-	-	-

#10 • ZAON COLLINS

GUARD • 6-1 • 173 • SOPHOMORE • LAS VEGAS, NEV.
BISHOP GORMAN HS / SALT LAKE CC



2024-25 GAME-BY-GAME STATS

OPPONENT	DATE	GS	MIN	FG-FGA	PCT	3FG-FGA	PCT	FT-FTA	PCT	OFF	DEF	TOT	PF	A	T/O	BLK	STL	PTS
Sacramento State	11/8/24	*	37	4-12	.333	2-6	.333	1-2	.500	0	7	7	4	4	3	1	3	11
at UCSB	11/13/24	*	36	6-13	.462	0-3	.000	3-3	1.000	1	3	4	5	4	1	0	6	15
at CSU Bakersfield	11/16/24	*	24	4-8	.500	1-1	1.000	3-7	.429	2	3	5	1	1	2	0	0	12
Prairie View A&M	11/20/24	-	-	-	-	-	-	-	-	-	-	-	-	-	-	-	-	-
at Long Beach State	11/23/24	-	-	-	-	-	-	-	-	-	-	-	-	-	-	-	-	-
vs. Washington State	11/26/24	*	37	11-17	.647	2-3	.667	3-4	.750	0	4	4	0	4	7	0	2	27
vs. Cal Baptist	11/27/24	*	43	5-8	.625	0-1	.000	0-0	.000	1	5	6	3	4	3	0	0	10
San Diego State	12/4/24	*	32	3-8	.375	0-1	.000	4-5	.800	0	4	4	1	1	3	0	2	10
at Santa Clara	12/7/24	*	35	5-10	.500	2-4	.500	5-6	.833	1	4	5	1	6	5	0	4	17
at BYU	12/11/24	*	36	3-9	.333	2-6	.333	0-0	.000	1	1	2	2	7	2	0	4	8
San Diego	12/14/24	*	36	4-12	.333	2-5	.400	0-0	.000	0	4	2	2	2	2	0	1	10
Cal Baptist	12/21/24	*	33	6-9	.667	2-2	1.000	0-0	.000	0	2	2	3	6	1	1	1	14
at UNLV	12/28/24	*	37	3-5	.600	1-2	.500	0-0	.000	1	3	4	4	7	1	1	3	7
New Mexico	12/31/24	*	32	8-11	.727	1-1	1.000	3-4	.750	1	1	2	3	2	4	0	0	20
at Utah State	1/4/25		33	4-9	.444	0-1	.000	1-2	.500	1	2	3	2	7	3	0	3	9
at Colorado State	1/7/25	*	33	4-8	.500	1-2	.500	2-3	.667	0	3	3	4	4	1	0	1	11
Nevada	1/11/25	*	39	4-13	.308	1-5	.200	4-5	.800	0	1	1	4	4	3	0	3	13
Air Force	1/17/25	*	33	7-11	.636	2-4	.500	7-7	1.000	0	2	2	0	3	1	0	0	23
at New Mexico	1/20/25	*	32	1-8	.125	0-3	.000	0-0	.000	0	3	3	3	9	2	0	2	2
Colorado State	1/25/25	*	39	7-14	.500	3-6	.500	0-3	.000	0	4	4	2	3	4	0	2	17
at Wyoming	1/28/25	*	35	2-10	.200	0-1	.000	2-2	1.000	0	2	2	2	7	3	0	3	6
at Boise State	2/1/25	*	35	3-7	.429	1-2	.500	2-2	1.000	0	7	7	1	2	0	0	0	9
San Jose State	2/4/25	*	46	8-20	.400	1-3	.333	5-6	.833	1	7	8	2	6	2	0	3	22
Utah State	2/7/25	*	32	5-13	.385	0-3	.000	2-3	.667	2	2	4	4	4	1	0	1	12
at Nevada	2/10/25	*	31	1-4	.250	0-1	.000	2-4	.500	0	2	2	0	9	2	0	2	4
UNLV	2/15/25	*	34	3-10	.300	0-0	.000	0-0	.000	1	6	7	1	7	1	1	1	6
at San Diego State	2/18/25	*	29	1-5	.200	0-2	.000	2-2	1.000	1	5	6	4	4	1	0	0	4
at Air Force	2/22/25	-	-	-	-	-	-	-	-	-	-	-	-	-	-	-	-	-
Boise State	3/1/25	*	39	6-13	.462	0-2	.000	2-4	.500	3	3	6	1	2	1	0	2	14
Wyoming	3/4/25	*	39	4-10	.400	1-4	.250	6-8	.750	1	3	4	1	4	2	0	2	15
at San Jose State	3/8/25	*	40	7-16	.438	1-4	.250	2-4	.500	1	2	3	4	1	4	0	3	17

SEASON HIGHS

Points	27	vs Washington State (11/26/24)
Rebounds	8	vs San Jose State (2/4/25)
Assists	9	2x, last at Nevada (2/10/25)
Steals	6	at UCSB (11/13/24)
Blocks	1	4x, last vs UNLV (2/15/25)
FG Made	11	vs Washington State (11/26/24)
FG Attempts	17	vs Washington State (11/26/24)
3FG Made	3	vs Colorado State (1/25/25)
3FG Attempts	6	3x, last vs Colorado State (1/25/25)
FT Made	7	vs Air Force (1/17/25)
FT Attempts	7	2x, last vs Air Force (1/17/25)

CAREER HIGHS

Points	27	vs Washington State (11/26/24)
Rebounds	8	vs San Jose State (2/4/25)
Assists	9	2x, last at Nevada (2/10/25)
Steals	6	at UCSB (11/13/24)
Blocks	1	4x, last vs UNLV (2/15/25)
FG Made	11	vs Washington State (11/26/24)
FG Attempts	17	vs Washington State (11/26/24)
3FG Made	3	vs Colorado State (1/25/25)
3FG Attempts	6	3x, last vs Colorado State (1/25/25)
FT Made	7	vs Air Force (1/17/25)
FT Attempts	7	2x, last vs Air Force (1/17/25)

CAREER STATS

SEASON	GP-GS	MIN/AVG	FG-FGA	FG%	3FG-3FGA	3FG%	FT-FTA	FT%	OFF	DEF	TOT	AVG	PF-FO	A	TO	BLK	STL	PTS	AVG
2024-25	28-27	987/35.2	129-294	.439	26-79	.329	61-86	.709	19	95	114	4.1	64-1	124	64	4	54	345	12.3
TOTAL	28-27	987/35.2	129-294	.439	26-79	.329	61-86	.709	19	95	114	4.1	64-1	124	64	4	54	345	12.3

* Played 2023-24 season at Salt Lake CC

#13 • RIPPEN GILL

FORWARD • 6-7 • 195 • FRESHMAN • BAKERSFIELD, CALIF.
CENTENNIAL HS



SEASON HIGHS

Points
Rebounds
Assists
Steals
Blocks
FG Made
FG Attempts
3FG Made
3FG Attempts
FT Made
FT Attempts

CAREER HIGHS

Points
Rebounds
Assists
Steals
Blocks
FG Made
FG Attempts
3FG Made
3FG Attempts
FT Made
FT Attempts

2024-25 GAME-BY-GAME STATS

OPPONENT	DATE	GS	MIN	FG-FGA	PCT	3FG-FGA	PCT	FT-FTA	PCT	OFF	DEF	TOT	PF	A	T/O	BLK	STL	PTS
Sacramento State	11/8/24	-	-	-	-	-	-	-	-	-	-	-	-	-	-	-	-	-
at UCSB	11/13/24	-	-	-	-	-	-	-	-	-	-	-	-	-	-	-	-	-
at CSU Bakersfield	11/16/24	-	-	-	-	-	-	-	-	-	-	-	-	-	-	-	-	-
Prairie View A&M	11/20/24	-	-	-	-	-	-	-	-	-	-	-	-	-	-	-	-	-
at Long Beach State	11/23/24	-	-	-	-	-	-	-	-	-	-	-	-	-	-	-	-	-
vs. Washington State	11/26/24	-	-	-	-	-	-	-	-	-	-	-	-	-	-	-	-	-
vs. Cal Baptist	11/27/24	-	-	-	-	-	-	-	-	-	-	-	-	-	-	-	-	-
San Diego State	12/4/24	-	-	-	-	-	-	-	-	-	-	-	-	-	-	-	-	-
at Santa Clara	12/7/24	-	-	-	-	-	-	-	-	-	-	-	-	-	-	-	-	-
at BYU	12/11/24	-	-	-	-	-	-	-	-	-	-	-	-	-	-	-	-	-
San Diego	12/14/24	-	-	-	-	-	-	-	-	-	-	-	-	-	-	-	-	-
Cal Baptist	12/21/24	-	-	-	-	-	-	-	-	-	-	-	-	-	-	-	-	-
at UNLV	12/28/24	-	-	-	-	-	-	-	-	-	-	-	-	-	-	-	-	-
New Mexico	12/31/24	-	-	-	-	-	-	-	-	-	-	-	-	-	-	-	-	-
at Utah State	1/4/25	-	-	-	-	-	-	-	-	-	-	-	-	-	-	-	-	-
at Colorado State	1/7/25	-	-	-	-	-	-	-	-	-	-	-	-	-	-	-	-	-
Nevada	1/11/25	-	-	-	-	-	-	-	-	-	-	-	-	-	-	-	-	-
Air Force	1/17/25	-	-	-	-	-	-	-	-	-	-	-	-	-	-	-	-	-
at New Mexico	1/20/25	-	-	-	-	-	-	-	-	-	-	-	-	-	-	-	-	-
Colorado State	1/25/25	-	-	-	-	-	-	-	-	-	-	-	-	-	-	-	-	-
at Wyoming	1/28/25	-	-	-	-	-	-	-	-	-	-	-	-	-	-	-	-	-
at Boise State	2/1/25	-	-	-	-	-	-	-	-	-	-	-	-	-	-	-	-	-
San Jose State	2/4/25	-	-	-	-	-	-	-	-	-	-	-	-	-	-	-	-	-
Utah State	2/7/25	-	-	-	-	-	-	-	-	-	-	-	-	-	-	-	-	-
at Nevada	2/10/25	-	-	-	-	-	-	-	-	-	-	-	-	-	-	-	-	-
UNLV	2/15/25	-	-	-	-	-	-	-	-	-	-	-	-	-	-	-	-	-
at San Diego State	2/18/25	-	-	-	-	-	-	-	-	-	-	-	-	-	-	-	-	-
at Air Force	2/22/25	-	-	-	-	-	-	-	-	-	-	-	-	-	-	-	-	-
Boise State	3/1/25	-	-	-	-	-	-	-	-	-	-	-	-	-	-	-	-	-
Wyoming	3/4/25	-	-	-	-	-	-	-	-	-	-	-	-	-	-	-	-	-
at San Jose State	3/8/25	-	-	-	-	-	-	-	-	-	-	-	-	-	-	-	-	-

CAREER STATS

SEASON	GP-GS	MIN/AVG	FG-FGA	FG%	3FG-3FGA	3FG%	FT-FTA	FT%	OFF	DEF	TOT	AVG	PF-FO	A	TO	BLK	STL	PTS	AVG
2024-25	-	-	-	-	-	-	-	-	-	-	-	-	-	-	-	-	-	-	-
TOTAL	-	-	-	-	-	-	-	-	-	-	-	-	-	-	-	-	-	-	-

#15 • DAVID DOUGLAS JR.

GUARD • 6-5 • 205 • SOPHOMORE • PARK FOREST, ILL.
YORKVILLE CHRISTIAN / GREEN BAY



2024-25 GAME-BY-GAME STATS

OPPONENT	DATE	GS	MIN	FG-FGA	PCT	3FG-FGA	PCT	FT-FTA	PCT	OFF	DEF	TOT	PF	A	T/O	BLK	STL	PTS
Sacramento State	11/8/24	-	-	-	-	-	-	-	-	-	-	-	-	-	-	-	-	-
at UCSB	11/13/24	-	-	-	-	-	-	-	-	-	-	-	-	-	-	-	-	-
at CSU Bakersfield	11/16/24	2		0-1	.000	0-1	.000	0-0	.000	0	0	0	1	0	0	0	0	0
Prairie View A&M	11/20/24	25		2-6	.333	1-4	.250	2-2	1.000	0	1	1	1	2	0	1	0	7
at Long Beach State	11/23/24	30		3-9	.333	2-7	.286	2-3	.667	1	3	4	0	1	0	0	4	10
vs. Washington State	11/26/24	15		1-4	.250	1-4	.250	2-4	.500	0	1	1	2	0	0	0	0	5
vs. Cal Baptist	11/27/24	7		0-1	.000	0-1	.000	0-0	.000	0	0	0	0	0	0	0	1	0
San Diego State	12/4/24	-	-	-	-	-	-	-	-	-	-	-	-	-	-	-	-	-
at Santa Clara	12/7/24	-	-	-	-	-	-	-	-	-	-	-	-	-	-	-	-	-
at BYU	12/11/24	-	-	-	-	-	-	-	-	-	-	-	-	-	-	-	-	-
San Diego	12/14/24	-	-	-	-	-	-	-	-	-	-	-	-	-	-	-	-	-
Cal Baptist	12/21/24	-	-	-	-	-	-	-	-	-	-	-	-	-	-	-	-	-
at UNLV	12/28/24	-	-	-	-	-	-	-	-	-	-	-	-	-	-	-	-	-
New Mexico	12/31/24	-	-	-	-	-	-	-	-	-	-	-	-	-	-	-	-	-
at Utah State	1/4/25	-	-	-	-	-	-	-	-	-	-	-	-	-	-	-	-	-
at Colorado State	1/7/25	-	-	-	-	-	-	-	-	-	-	-	-	-	-	-	-	-
Nevada	1/11/25	17		5-14	.357	5-12	.417	1-3	.333	0	0	0	3	0	1	0	1	16
Air Force	1/17/25	-	-	-	-	-	-	-	-	-	-	-	-	-	-	-	-	-
at New Mexico	1/20/25	-	-	-	-	-	-	-	-	-	-	-	-	-	-	-	-	-
Colorado State	1/25/25	-	-	-	-	-	-	-	-	-	-	-	-	-	-	-	-	-
at Wyoming	1/28/25	-	-	-	-	-	-	-	-	-	-	-	-	-	-	-	-	-
at Boise State	2/1/25	-	-	-	-	-	-	-	-	-	-	-	-	-	-	-	-	-
San Jose State	2/4/25	-	-	-	-	-	-	-	-	-	-	-	-	-	-	-	-	-
Utah State	2/7/25	-	-	-	-	-	-	-	-	-	-	-	-	-	-	-	-	-
at Nevada	2/10/25	-	-	-	-	-	-	-	-	-	-	-	-	-	-	-	-	-
UNLV	2/15/25	-	-	-	-	-	-	-	-	-	-	-	-	-	-	-	-	-
at San Diego State	2/18/25	-	-	-	-	-	-	-	-	-	-	-	-	-	-	-	-	-
at Air Force	2/22/25	-	-	-	-	-	-	-	-	-	-	-	-	-	-	-	-	-
Boise State	3/1/25	-	-	-	-	-	-	-	-	-	-	-	-	-	-	-	-	-
Wyoming	3/4/25	-	-	-	-	-	-	-	-	-	-	-	-	-	-	-	-	-
at San Jose State	3/8/25	-	-	-	-	-	-	-	-	-	-	-	-	-	-	-	-	-

SEASON HIGHS

Points	16	vs Nevada (1/15/25)
Rebounds	4	at Long Beach State (11/23/24)
Assists	2	vs Prairie View A&M (11/20/24)
Steals	4	at Long Beach State (11/23/24)
Blocks	1	vs Prairie View A&M (11/20/24)
FG Made	5	vs Nevada (1/15/25)
FG Attempts	14	vs Nevada (1/15/25)
3FG Made	5	vs Nevada (1/15/25)
3FG Attempts	12	vs Nevada (1/15/25)
FT Made	2	3x, last vs Washington State (11/26/24)
FT Attempts	4	vs Washington State (11/26/24)

CAREER HIGHS

Points	26	at IU Indy (1/10/24)
Rebounds	8	at Youngstown St. (2/10/24)
Assists	4	at Youngstown St. (2/10/24)
Steals	4	at Long Beach State (11/23/24)
Blocks	2	vs St. Thomas (MN) (11/25/23)
FG Made	8	at IU Indy (1/10/24)
FG Attempts	16	at Youngstown St. (2/10/24)
3FG Made	6	2x, last vs Detroit Mercy (1/27/24)
3FG Attempts	12	vs Nevada (1/15/25)
FT Made	4	4x
FT Attempts	8	at Cleveland St. (2/28/24)

CAREER STATS

SEASON	GP-GS	MIN/AVG	FG-FGA	FG%	3FG-3FGA	3FG%	FT-FTA	FT%	OFF	DEF	TOT	AVG	PF-FO	A	TO	BLK	STL	PTS	AVG
2023-24*	28-16	624/22.3	76-189	.402	52-140	.371	33-51	.647	9	54	63	2.3	44-0	23	38	5	14	237	8.5
2024-25	6-0	96/15.9	11-35	.314	9-29	.310	7-12	.583	1	5	6	1.0	7-0	3	1	1	6	38	6.3
TOTAL	34-16	719/21.2	87-224	.388	61-169	.361	40-63	.635	10	59	69	2.0	51-0	26	39	6	20	275	8.1

* Played 2023-24 season at Green Bay

#20 • MAKHAN DIOUF

FORWARD • 6-11 • 206 • FRESHMAN • DAKAR, SENEGAL
BELLA VISTA PREP (ARIZ.)



SEASON HIGHS

Points
Rebounds
Assists
Steals
Blocks
FG Made
FG Attempts
3FG Made
3FG Attempts
FT Made
FT Attempts

CAREER HIGHS

Points
Rebounds
Assists
Steals
Blocks
FG Made
FG Attempts
3FG Made
3FG Attempts
FT Made
FT Attempts

2024-25 GAME-BY-GAME STATS

OPPONENT	DATE	GS	MIN	FG-FGA	PCT	3FG-FGA	PCT	FT-FTA	PCT	OFF	DEF	TOT	PF	A	T/O	BLK	STL	PTS
Sacramento State	11/8/24	-	-	-	-	-	-	-	-	-	-	-	-	-	-	-	-	-
at UCSB	11/13/24	-	-	-	-	-	-	-	-	-	-	-	-	-	-	-	-	-
at CSU Bakersfield	11/16/24	-	-	-	-	-	-	-	-	-	-	-	-	-	-	-	-	-
Prairie View A&M	11/20/24	-	-	-	-	-	-	-	-	-	-	-	-	-	-	-	-	-
at Long Beach State	11/23/24	-	-	-	-	-	-	-	-	-	-	-	-	-	-	-	-	-
vs. Washington State	11/26/24	-	-	-	-	-	-	-	-	-	-	-	-	-	-	-	-	-
vs. Cal Baptist	11/27/24	-	-	-	-	-	-	-	-	-	-	-	-	-	-	-	-	-
San Diego State	12/4/24	-	-	-	-	-	-	-	-	-	-	-	-	-	-	-	-	-
at Santa Clara	12/7/24	-	-	-	-	-	-	-	-	-	-	-	-	-	-	-	-	-
at BYU	12/11/24	-	-	-	-	-	-	-	-	-	-	-	-	-	-	-	-	-
San Diego	12/14/24	-	-	-	-	-	-	-	-	-	-	-	-	-	-	-	-	-
Cal Baptist	12/21/24	-	-	-	-	-	-	-	-	-	-	-	-	-	-	-	-	-
at UNLV	12/28/24	-	-	-	-	-	-	-	-	-	-	-	-	-	-	-	-	-
New Mexico	12/31/24	-	-	-	-	-	-	-	-	-	-	-	-	-	-	-	-	-
at Utah State	1/4/25	-	-	-	-	-	-	-	-	-	-	-	-	-	-	-	-	-
at Colorado State	1/7/25	-	-	-	-	-	-	-	-	-	-	-	-	-	-	-	-	-
Nevada	1/11/25	-	-	-	-	-	-	-	-	-	-	-	-	-	-	-	-	-
Air Force	1/17/25	-	-	-	-	-	-	-	-	-	-	-	-	-	-	-	-	-
at New Mexico	1/20/25	-	-	-	-	-	-	-	-	-	-	-	-	-	-	-	-	-
Colorado State	1/25/25	-	-	-	-	-	-	-	-	-	-	-	-	-	-	-	-	-
at Wyoming	1/28/25	-	-	-	-	-	-	-	-	-	-	-	-	-	-	-	-	-
at Boise State	2/1/25	-	-	-	-	-	-	-	-	-	-	-	-	-	-	-	-	-
San Jose State	2/4/25	-	-	-	-	-	-	-	-	-	-	-	-	-	-	-	-	-
Utah State	2/7/25	-	-	-	-	-	-	-	-	-	-	-	-	-	-	-	-	-
at Nevada	2/10/25	-	-	-	-	-	-	-	-	-	-	-	-	-	-	-	-	-
UNLV	2/15/25	-	-	-	-	-	-	-	-	-	-	-	-	-	-	-	-	-
at San Diego State	2/18/25	-	-	-	-	-	-	-	-	-	-	-	-	-	-	-	-	-
at Air Force	2/22/25	-	-	-	-	-	-	-	-	-	-	-	-	-	-	-	-	-
Boise State	3/1/25	-	-	-	-	-	-	-	-	-	-	-	-	-	-	-	-	-
Wyoming	3/4/25	-	-	-	-	-	-	-	-	-	-	-	-	-	-	-	-	-
at San Jose State	3/8/25	-	-	-	-	-	-	-	-	-	-	-	-	-	-	-	-	-

CAREER STATS

SEASON	GP-GS	MIN/AVG	FG-FGA	FG%	3FG-3FGA	3FG%	FT-FTA	FT%	OFF	DEF	TOT	AVG	PF-FO	A	TO	BLK	STL	PTS	AVG
2024-25	-	-	-	-	-	-	-	-	-	-	-	-	-	-	-	-	-	-	-
TOTAL	-	-	-	-	-	-	-	-	-	-	-	-	-	-	-	-	-	-	-

#21 • BRIAN AMUNEKE

GUARD • 6-5 • 181 • FRESHMAN • LOS ANGELES, CALIF.
RANCHO CHRISTIAN SCHOOL

2024-25 GAME-BY-GAME STATS

OPPONENT	DATE	GS	MIN	FG-FGA	PCT	3FG-FGA	PCT	FT-FTA	PCT	OFF	DEF	TOT	PF	A	T/O	BLK	STL	PTS	
Sacramento State	11/8/24	-	-	-	-	-	-	-	-	-	-	-	-	-	-	-	-	-	
at UCSB	11/13/24	-	-	-	-	-	-	-	-	-	-	-	-	-	-	-	-	-	
at CSU Bakersfield	11/16/24	-	-	-	-	-	-	-	-	-	-	-	-	-	-	-	-	-	
Prairie View A&M	11/20/24	14	2-3	.667	1-2	.500	0-0	.000	0	1	1	2	0	1	0	0	0	5	
at Long Beach State	11/23/24	*	21	1-3	.333	0-1	.000	3-6	.500	0	5	5	3	1	0	0	1	5	
vs. Washington State	11/26/24	13	1-3	.333	0-1	.000	0-0	.000	0	2	2	1	0	0	0	0	1	2	
vs. Cal Baptist	11/27/24	3	0-0	.000	0-0	.000	0-0	.000	0	0	0	1	0	1	0	0	0	0	
San Diego State	12/4/24	23	2-7	.286	0-4	.000	4-5	.800	1	2	3	0	0	1	0	2	8		
at Santa Clara	12/7/24	15	1-2	.500	1-1	1.000	0-3	.000	0	3	3	0	0	0	0	0	3		
at BYU	12/11/24	12	0-2	.000	0-1	.000	0-0	.000	0	3	3	1	0	0	0	0	0		
San Diego	12/14/24	5	0-1	.000	0-1	.000	0-0	.000	0	0	0	2	0	0	0	1	0		
Cal Baptist	12/21/24	12	1-3	.333	0-1	.000	1-2	.500	0	1	1	1	1	0	0	1	3		
at UNLV	12/28/24	7	1-3	.333	0-1	.000	0-0	.000	1	0	1	1	1	1	0	1	2		
New Mexico	12/31/24	27	5-11	.455	2-3	.667	3-5	.600	1	1	2	2	1	0	0	1	15		
at Utah State	1/4/25	8	1-3	.333	0-0	.000	0-0	.000	2	0	2	4	0	2	0	0	2		
at Colorado State	1/7/25	20	0-2	.000	0-0	.000	4-8	.500	0	3	3	4	1	4	0	0	4		
Nevada	1/11/25	3	0-0	.000	0-0	.000	0-1	.000	0	2	2	1	0	2	0	0	0		
Air Force	1/17/25	17	0-2	.000	0-2	.000	0-0	.000	1	1	2	2	0	0	0	0	0		
at New Mexico	1/20/25	24	4-8	.500	3-6	.500	7-8	.875	1	1	2	2	1	1	0	1	18		
Colorado State	1/25/25	8	0-2	.000	0-1	.000	0-0	.000	0	2	2	3	0	1	0	0	0		
at Wyoming	1/28/25	28	4-8	.500	2-4	.500	2-2	1.000	1	0	1	1	0	0	0	1	12		
at Boise State	2/1/25	26	6-13	.462	2-6	.333	2-2	1.000	3	0	3	2	1	2	0	0	16		
San Jose State	2/4/25	42	7-11	.636	3-5	.600	2-2	1.000	0	7	7	1	0	2	0	4	19		
Utah State	2/7/25	27	3-5	.600	2-3	.667	0-2	.000	0	0	0	4	1	2	0	1	8		
at Nevada	2/10/25	28	4-5	.800	4-5	.800	2-2	1.000	0	2	2	3	1	2	0	1	14		
UNLV	2/15/25	28	2-6	.333	2-4	.500	3-3	1.000	0	4	4	3	0	0	0	1	9		
at San Diego State	2/18/25	27	4-8	.500	1-3	.333	0-0	.000	0	2	2	0	1	1	0	1	9		
at Air Force	2/22/25	*	38	6-11	.545	3-7	.429	3-4	.750	0	6	6	2	0	0	1	1	18	
Boise State	3/1/25	*	33	5-12	.417	3-7	.429	4-5	.800	0	1	1	2	0	0	0	0	17	
Wyoming	3/4/25	*	35	3-11	.273	3-4	.750	2-2	1.000	2	2	4	3	0	0	0	0	11	
at San Jose State	3/8/25	*	33	4-14	.286	0-6	.000	0-0	.000	1	4	5	4	2	2	0	2	8	

SEASON HIGHS

Points	19	vs San Jose State (2/4/25)
Rebounds	7	vs San Jose State (2/4/25)
Assists	2	at San Jose State (3/8/25)
Steals	4	vs San Jose State (2/4/25)
Blocks	1	at Air Force (2/22/25)
FG Made	7	vs San Jose State (2/4/25)
FG Attempts	14	at San Jose State (3/8/25)
3FG Made	4	at Nevada (2/10/25)
3FG Attempts	7	2x, last vs Boise State (3/1/25)
FT Made	7	at New Mexico (1/20/25)
FT Attempts	8	2x, last at New Mexico (1/20/25)

CAREER HIGHS

Points	19	vs San Jose State (2/4/25)
Rebounds	7	vs San Jose State (2/4/25)
Assists	2	at San Jose State (3/8/25)
Steals	4	vs San Jose State (2/4/25)
Blocks	1	at Air Force (2/22/25)
FG Made	7	vs San Jose State (2/4/25)
FG Attempts	14	at San Jose State (3/8/25)
3FG Made	4	at Nevada (2/10/25)
3FG Attempts	7	2x, last vs Boise State (3/1/25)
FT Made	7	at New Mexico (1/20/25)
FT Attempts	8	2x, last at New Mexico (1/20/25)

CAREER STATS

SEASON	GP-GS	MIN/AVG	FG-FGA	FG%	3FG-3FGA	3FG%	FT-FTA	FT%	OFF	DEF	TOT	AVG	PF-FO	A	TO	BLK	STL	PTS	AVG
2024-25	28-5	579/20.7	67-159	.421	32-79	.405	42-62	.677	14	55	69	2.5	55-0	12	25	1	21	208	7.4
TOTAL	28-5	579/20.7	67-159	.421	32-79	.405	42-62	.677	14	55	69	2.5	55-0	12	25	1	21	208	7.4

CENTER • 7-1 • 235 • JUNIOR • NGAYENE DAOUR, SENEGAL
PROLIFIC PREP / HAWAII



2024-25 GAME-BY-GAME STATS

OPPONENT	DATE	GS	MIN	FG-FGA	PCT	3FG-FGA	PCT	FT-FTA	PCT	OFF	DEF	TOT	PF	A	T/O	BLK	STL	PTS
Sacramento State	11/8/24	-	-	-	-	-	-	-	-	-	-	-	-	-	-	-	-	-
at UCSB	11/13/24	13	1-3	.333	0-0	.000	0-0	.000	2	1	3	3	1	1	1	0	0	2
at CSU Bakersfield	11/16/24	7	0-1	.000	0-0	.000	0-0	.000	1	0	1	2	0	1	2	0	0	0
Prairie View A&M	11/20/24	* 19	8-13	.615	0-0	.000	2-2	1.000	8	4	12	2	0	1	1	1	1	18
at Long Beach State	11/23/24	* 21	1-5	.200	0-0	.000	4-8	.500	7	3	10	0	0	0	0	0	0	6
vs. Washington State	11/26/24	* 10	1-2	.500	0-0	.000	0-0	.000	2	2	4	3	0	0	0	0	0	2
vs. Cal Baptist	11/27/24	* 19	2-6	.333	0-0	.000	0-0	.000	2	1	3	0	0	0	0	0	0	4
San Diego State	12/4/24	* 12	1-5	.200	0-0	.000	0-0	.000	3	1	4	3	0	1	2	0	2	2
at Santa Clara	12/7/24	11	1-1	1.000	0-0	.000	0-0	.000	1	0	1	2	0	1	0	0	0	2
at BYU	12/11/24	14	2-2	1.000	0-0	.000	1-2	.500	0	1	1	1	0	0	0	0	0	5
San Diego	12/14/24	5	0-1	.000	0-0	.000	0-0	.000	0	1	1	0	0	0	0	0	0	0
Cal Baptist	12/21/24	9	1-4	.250	0-0	.000	0-0	.000	0	1	1	2	0	2	0	0	0	2
at UNLV	12/28/24	* 8	0-0	.000	0-0	.000	2-2	1.000	0	0	0	2	0	0	0	0	0	2
New Mexico	12/31/24	* 9	0-0	.000	0-0	.000	0-0	.000	0	0	0	2	0	0	0	0	0	0
at Utah State	1/4/25	* 13	0-1	.000	0-0	.000	3-4	.750	0	2	2	2	2	0	0	0	0	3
at Colorado State	1/7/25	* 14	1-3	.333	0-0	.000	0-0	.000	2	3	5	2	0	1	1	0	2	2
Nevada	1/11/25	10	0-2	.000	0-0	.000	1-2	.500	2	1	3	1	0	0	0	0	0	1
Air Force	1/17/25	23	0-2	.000	0-0	.000	2-2	1.000	0	6	6	4	0	0	0	0	0	2
at New Mexico	1/20/25	13	2-4	.500	0-0	.000	0-1	.000	1	1	2	1	0	0	3	0	4	4
Colorado State	1/25/25	* 17	0-0	.000	0-0	.000	1-2	.500	0	2	2	1	0	0	0	0	0	1
at Wyoming	1/28/25	* 17	3-3	1.000	0-0	.000	1-1	1.000	1	0	1	1	0	2	0	1	7	7
at Boise State	2/1/25	* 20	0-3	.000	0-0	.000	1-2	.500	1	7	8	5	0	0	1	1	1	1
San Jose State	2/4/25	* 13	2-2	1.000	0-0	.000	0-0	.000	0	0	0	3	0	1	0	0	4	4
Utah State	2/7/25	9	0-0	.000	0-0	.000	0-0	.000	1	0	1	0	0	1	0	0	0	0
at Nevada	2/10/25	* 15	0-0	.000	0-0	.000	1-2	.500	0	2	2	2	0	1	1	1	1	1
UNLV	2/15/25	* 9	0-2	.000	0-0	.000	0-0	.000	0	4	4	0	0	0	0	0	0	0
at San Diego State	2/18/25	* 20	3-4	.750	0-0	.000	0-0	.000	0	1	1	2	1	0	0	0	6	6
at Air Force	2/22/25	* 28	4-4	1.000	0-0	.000	0-0	.000	2	2	4	1	0	1	2	0	8	8
Boise State	3/1/25	* 25	0-4	.000	0-0	.000	3-4	.750	3	5	8	3	0	0	0	1	3	3
Wyoming	3/4/25	* 25	1-3	.333	0-0	.000	1-2	.500	2	7	9	2	0	1	0	0	3	3
at San Jose State	3/8/25	* 24	0-0	.000	0-0	.000	0-2	.000	0	1	1	0	0	0	1	0	0	0

SEASON HIGHS

Points	18	vs Prairie View A&M (11/20/24)
Rebounds	12	vs Prairie View A&M (11/20/24)
Assists	2	at Utah State (1/4/25)
Steals	1	3x, last at Nevada (2/10/25)
Blocks	3	at New Mexico (1/20/25)
FG Made	8	vs Prairie View A&M (11/20/24)
FG Attempts	13	vs Prairie View A&M (11/20/24)
3FG Made		
3FG Attempts		
FT Made	4	at Long Beach State (11/23/24)
FT Attempts	8	at Long Beach State (11/23/24)

CAREER HIGHS

Points	18	vs Prairie View A&M (11/20/24)
Rebounds	16	vs UC Irvine (2/25/23)
Assists	2	at Utah State (1/4/25)
Steals	1	11x, last at Nevada (2/10/25)
Blocks	4	vs UC Irvine (2/25/23)
FG Made	8	vs Prairie View A&M (11/20/24)
FG Attempts	13	vs Prairie View A&M (11/20/24)
3FG Made		
3FG Attempts		
FT Made	7	at CSUN (3/2/23)
FT Attempts	8	2x, last at Long Beach State (11/23/24)

CAREER STATS

SEASON	GP-GS	MIN/AVG	FG-FGA	FG%	3FG-3FGA	3FG%	FT-FTA	FT%	OFF	DEF	TOT	AVG	PF-FO	A	TO	BLK	STL	PTS	AVG
2022-23*	29-3	261/9.0	24-39	.615	0-0	.000	24-33	.727	25	51	76	2.6	47-0	1	17	24	5	72	2.5
2023-24*	19-0	245/12.9	25-41	.610	0-0	.000	26-43	.605	14	42	56	2.9	34-0	0	13	20	2	76	4.0
2024-25	30-20	453/15.1	34-80	.425	0-0	.000	23-38	.605	41	59	100	3.3	52-1	4	15	14	5	91	3.0
TOTAL	78-23	959/12.3	83-160	.519	0-0	.000	73-114	.640	80	152	232	3.0	133-1	5	45	58	12	239	3.1

* Played 2022-23 and 2023-24 seasons at Hawai'i

BOX SCORES



Official Basketball Box Score - Final
Sacramento St. at Fresno St.
11/06/24 Save Mart Center, Fresno
2024-25 Men's Basketball

Game Time: 7:00 PM
Game Duration: 1:47
Attendance: 5,657

Officials: Dondre Carr, Darryl Gelinas, Ian Caldwell

Sacramento St. - 57

Record: 1-1

NO.	Name	Min	FG	3P	FT	Rebounds	Fouls	TP	AS	TO	ST	Blocks	+/-
			M.A.	M.A.	M.A.	OR DR TOT	PF FD					BS BA	
1	Jalen Pire	F 08:38	2-5	0-0	0-0	1 0 1	4 0	4	0	1	0	2 0	-3
15	Jacob Holt	F 31:05	2-7	0-1	1-2	0 3 3	2 1	5	3	2	0	0 1	-12
3	EJ Neal	G 21:18	3-7	0-0	1-2	1 2 3	3 2	9	0	2	1	0 0	-6
4	Alex Kovatchev	G 20:28	2-8	0-5	0-0	1 6 7	0 3	4	0	0	1	0 1	-5
10	Emil Skytta	G 26:05	2-5	1-2	0-0	0 3 3	2 0	5	1	3	1	0 1	-6
2	Bailey Nunn	28:24	1-9	1-8	0-0	2 2 4	1 3	3	3	3	0	0 1	-5
24	Julian Vaughns	23:45	8-12	1-1	0-0	3 3 6	2 3	17	0	1	0	0 0	-9
25	Bowyn Beatty	22:24	0-1	0-0	0-0	0 4 4	3 1	0	1	2	0	3 0	-10
34	Chudi Dioramma	08:55	1-2	0-0	0-0	0 1 1	0 0	2	0	0	0	0 0	5
7	Lachlan Brewer	08:58	3-5	2-4	0-0	0 0 0	0 0	8	1	1	1	0 0	6
Team						1 5 6		0	1				
Totals			24-61	8-30	1-2	9 29 38	17 13	57	9	16	4	5 4	-7

Shooting By Period		
1 st FG%	15-30	50.0%
3PT%	6-13	46.2%
FT%	1-2	50%
2 nd FG%	9-31	29.0%
3PT%	2-17	11.8%
FT%	0-0	0%
GM FG%	24-61	39.3%
3PT%	8-30	26.7%
FT%	1-2	50.0%

Dead Ball Rebounds: 1, 0

Technical Fouls: NONE

Fresno St. - 64

Record: 1-0

NO.	Name	Min	FG	3P	FT	Rebounds	Fouls	TP	AS	TO	ST	Blocks	+/-
			M.A.	M.A.	M.A.	OR DR TOT	PF FD					BS BA	
3	Elijah Price	F 28:19	3-10	0-1	0-0	5 2 7	1 1	6	0	1	1	0 2	12
8	Alex Crawford	F 32:07	3-4	1-2	2-3	4 1 5	1 2	9	0	1	1	0 1	-1
11	Mykell Robinson	F 30:17	0-6	0-2	1-2	0 6 6	2 4	1	3	2	0	0 3	5
5	Jalen Weaver	G 37:22	2-9	1-5	1-2	1 8 9	3 2	6	2	4	2	1 0	12
10	Zaon Collins	G 37:29	4-12	2-6	1-2	0 7 7	4 2	11	4	3	3	1 0	4
1	Amar Augillard	21:40	9-19	4-13	8-8	1 3 4	3 4	30	1	2	1	0 0	3
7	Pierre Geneste Jr.	10:15	0-0	0-0	1-2	1 1 2	0 1	1	1	0	0	1 0	-5
0	Jasir Tremble	02:31	0-1	0-1	0-0	0 0 0	0 0	0	0	0	0	0 0	3
Team						2 0 2		0	0				
Totals			21-61	8-30	14-19	14 28 42	13 17	64	10	13	8	4 5	7

Shooting By Period		
1 st FG%	9-28	32.1%
3PT%	4-17	23.5%
FT%	8-12	66.7%
2 nd FG%	12-33	36.4%
3PT%	4-13	30.8%
FT%	6-7	85.7%
GM FG%	21-61	34.4%
3PT%	8-30	26.7%
FT%	14-19	73.7%

Dead Ball Rebounds: 2, 0

Technical Fouls: NONE

		SAC	FST	Points from Turnovers		Period by Period Scoring	
Biggest lead		11 (1 st 1:32)	7 (2 nd 0:25)	12	16	1st	2nd
Best Scoring Run		8 (1 st 7:18)	11 (2 nd 13:56)	24	22	TOT	
Lead Changes		5		SAC	37	20	57
Times Tied		4		FST	30	34	64
Time with Lead		15:41	19:39	Bench	30	31	



Official Basketball Box Score - Final
Fresno St. at UC Santa Barbara
11/13/24 The Thunderdome, Santa Barbara, Calif.
2024-25 Men's Basketball

Game Time: 7:00 PM
Game Duration: 2:14
Attendance: 2,872

Officials: Christopher Merlo, Eric Curry, Michael Kashinsky

Fresno St. - 86

Record: 1-1

NO.	Name	Min	FG	3P	FT	Rebounds	Fouls	TP	AS	TO	ST	Blocks	+/-
			M.A.	M.A.	M.A.	OR DR TOT	PF FD					BS BA	
3	Elijah Price	F 24:25	2-4	1-2	1-4	2 2 4	3 2	6	3	0	0	1 0	4
8	Alex Crawford	F 33:34	5-8	0-2	0-1	2 3 5	5 2	10	3	3	1	0 0	-6
11	Mykell Robinson	F 38:24	6-11	3-4	1-2	0 4 4	3 2	16	1	2	0	1 0	-13
5	Jalen Weaver	G 23:21	4-13	2-4	4-4	0 1 1	4 4	14	1	3	3	1 0	-6
10	Zaon Collins	G 36:34	6-13	0-3	3-3	1 3 4	5 3	15	4	1	6	0 0	-11
23	Mor Seck	G 12:59	1-3	0-0	0-0	2 1 3	3 2	2	1	1	0	0 0	-2
1	Amar Augillard	18:03	6-12	2-6	7-9	0 1 1	2 3	21	2	3	2	0 0	8
0	Jasir Tremble	05:39	0-2	0-1	0-2	0 1 1	0 1	0	0	0	0	0 0	0
7	Pierre Geneste Jr.	03:33	1-1	0-0	0-0	1 0 1	0 0	2	0	0	0	0 0	-1
6	Joshua Bonga	03:48	0-0	0-0	0-0	0 0 0	0 0	0	0	0	0	0 0	2
Team						2 5 7		0	0				
Totals			31-67	8-22	16-24	10 21 31	25 19	86	15	13	12	3 0	-5

Shooting By Period		
1 st FG%	14-32	43.8%
3PT%	3-10	30.0%
FT%	3-4	75%
2 nd FG%	17-35	48.6%
3PT%	5-12	41.7%
GM FG%	31-67	46.3%
3PT%	8-22	36.4%
FT%	16-24	66.7%

Dead Ball Rebounds: 4, 0

Technical Fouls: Weaver 2nd 17:21 Weaver 2nd 16:19 Collins 2nd 14:46

UC Santa Barbara - 91

Record: 3-0

NO.	Name	Min	FG	3P	FT	Rebounds	Fouls	TP	AS	TO	ST	Blocks	+/-
			M.A.	M.A.	M.A.	OR DR TOT	PF FD					BS BA	
7	Colin Smith	F 26:58	6-12	2-5	3-3	0 4 4	4 2	17	1	1	0	0 0	12
11	Kenny Peltio	F 25:26	4-7	0-0	1-2	1 4 5	2 4	9	1	3	2	0 1	11
4	Cole Anderson	G 29:60	1-3	1-3	2-2	0 5 5	4 0	5	1	1	0	0 0	7
10	Jason Fontenot II	G 33:02	5-8	1-2	7-8	2 4 6	6 18	1	4	1	0	1 5	5
30	Stephan Swenson	G 22:03	6-7	2-3	0-0	1 3 4	3 1	14	6	2	2	0 0	18
2	Deuce Turner	25:04	4-10	1-5	15-16	0 2 2	2 6	24	2	4	0	0 1	-8
9	Max Murrell	16:10	1-4	1-4	0-0	1 0 1	0 1	3	0	1	0	0 0	-5
12	Evans Kipruto	02:30	0-0	0-0	0-0	0 0 0	0 0	2	1	0	0	0 0	-2
1	Ben Sholtzberg	06:09	0-1	0-1	0-0	0 3 3	0 0	0	0	0	0	0 0	-10
23	Ariel Bland	08:11	0-0	0-0	1-2	0 2 2	0 1	1	0	1	0	0 0	-3
3	Chris Mitchell	05:27	0-0	0-0	0-0	0 0 0	0 0	0	0	0	0	0 0	0
Team						1 2 3		0	2				
Totals			27-52	8-23	29-33	6 29 35	21 22	91	12	20	5	0 3	5

Technical Fouls: Anderson 2nd 17:21 Turner 2nd 15:32

		FSU	SB	Points from Turnovers		Period by Period Scoring	
Biggest lead		2 (1 st 14:12)	17 (2 nd 6:33)	21	17	1st	2nd
Best Scoring Run		9 (2 nd 2:00)	6 (2 nd 17:12)	44	30	TOT	
Lead Changes		5		SAC	34	52	86
Times Tied		6		FST	37	54	91
Time with Lead		00:34	36:02	Bench	25	28	



Official Basketball Box Score - Final
Fresno St. at CSU Bakersfield
11/16/24 Icardo Center, Bakersfield
2024-25 Men's Basketball

Game Time: 6:30 PM
Game Duration: 2:05
Attendance: 2,057

Officials: Deron White, Michael Scypers, Horace Shields

Fresno St. - 56

Record: 1-2

NO.	Name	Min	FG	3P	FT	Rebounds	Fouls	TP	AS	TO	ST	Blocks	+/-
			M.A.	M.A.	M.A.	OR DR TOT	PF FD					BS BA	
3	Elijah Price	F 26:10	4-8	0-2	3-3	3 4 7	5 4	11	2	3	2	3 1	-6
8	Alex Crawford	F 30:55	3-5	0-1	0-0	0 3 3	2 1	6	0	5	0	1 0	-16
11	Mykell Robinson	F 28:46	2-9	0-3	3-3	0 3 3	4 3	7	2	0	1	0 0	-18
5	Jalen Weaver	G 37:05	2-11	1-3	1-2	0 4 4	3 6	0	3	2	0	2 3	-16
10	Zaon Collins	G 24:28	4-8	1-1	3-7	2 3 5	1 4	12	1	2	0	0 1	-3
1	Amar Augillard	24:35	3-8	0-4	2-3	0 1 1	0 2	8	0	1	1	0 0	-20
23	Mor Seck	06:45	0-1	0-0	0-0	1 0 1	2 0	0	1	0	1	0 2	-6
15	David Douglas Jr.	01:33	0-1	0-1	0-0	0 0 0	0 0	1	0	0	0	0 0	-1
7	Pierre Geneste Jr.	01:28	0-0	0-0	0-0	0 0 0	0 0	0	0	0	0	0 0	-1
0	Jasir Tremble	15:09	3-5	0-1	0-1	0 0 0	0 0	1	6	0	1	0 0	-11
6	Joshua Bonga	03:06	0-0	0-0	0-0	0 0 0	0 0	0	0	0	0	0 0	-7
Team						1 2 3		0	0				
Totals			21-56	2-16	12-19	7 20 27	18 18	56	5	15	7	6 4	18

Shooting By Period		
1 st FG%	12-29	41.4%
3PT%	0-7	0.0%
FT%	9-14	64.3%
2 nd FG%	9-27	33.3%
3PT%	2-9	22.2%
FT%	3-5	60%
GM FG%	21-56	37.5%
3PT%	2-16	12.5%
FT%	12-19	63.2%

Dead Ball Rebounds: 3, 0

Technical Fouls: NONE

CSU Bakersfield - 74

Record: 3-1

NO.	Name	Min	FG	3P	FT	Rebounds	Fouls	TP	AS	TO	ST	Blocks	+/-	
			M.A	M.A	M.A	OR DR TOT	PF FD					BS BA		
1	Tom Mark	F 16:39	1-3	0-0	0-0	0 1 1	0 1	2	0	0	0	0	10	
23	Fidelis Okekeke	F 20:26	1-4	0-0	2-2	3 2 5	3 1	4	1	0	1	2	14	
3	Corey Stephenson	G 30:30	7-13	0-0	3-6	4 5 9	3 4	17	1	2	1	1	3	23
10	Marvin McGhee III	G 24:47	3-8	1-5	0-0	3 3 6	3 0	7	0	1	0	0	0	6
25	Jaden Alexander	G 24:00	3-4	1-1	0-0	1 1 2	1 1							
21	Jemel Jones	11:32	6-14	0-4	1-3	1 3 4	0 3	13	3	3	0	0	0	18
34	Shadr Odunwue	12:11	4-14	0-1	2-2	1 1 2	1 1	4	0	1	0	0	1	8
0	CJ Hardy	24:54	4-9	1-2	0-3	2 2 4	2 4	9	5	2	0	0	0	25
4	Marvin McGhee IV	23:42	3-8	2-4	1-2	3 9 12	2 2	9	1	3	2	1	0	12
12	Kadar Walker	27:33	1-1	0-0	0-0	0 1 1	3 1	2	0	3	1	0	0	-8
22	Cameron Clark	13:12	0-0	0-0	0-0	0 0 0	0 0	0	0	1	0	0	0	-7
11	Collin Darby	01:24	0-0	0-0	0-0	0 0 0	0 0	0	0	0	0	0	0	-4
Team						1 3 4	0	0	0	0	0			
Totals			30-65	5-17	18-19	19 32 51	18 18	74	11	17	5	4	6	18

BOX SCORES



Official Basketball Box Score - Final
Fresno St. at Long Beach St.
11/20/24 Walter Pyramid, Long Beach
2024-25 Men's Basketball

Game Time: 2:00 PM
Game Duration: 2:11
Attendance: 1,805

Officials: Randy McCall, Ray Nall, James Ford

Fresno St. - 72

Record: 3-2

NO. Name	Min	FG	3P	FT	Rebounds	Fouls	TP	AS	TO	ST	Blocks	+/-
		M-A	M-A	M-A	OR DR TOT	PF	FD				BS BA	
3 Elijah Price	F 27:59	1-4	0-0	4-8	5 4 9	4 5 6	0 3	2	0	0	0 7	
11 Mykell Robinson	F 37:27	3-9	0-2	10-10	1 6 7	1 7 16	5 3	1	0	0	0 7	
23 Mor Seck	C 21:00	1-5	0-0	4-8	7 3 10	0 5 6	0 0	0	0	0	0 -9	
1 Amar Augillard	G 33:42	8-21	4-13	5-7	0 1 1	3 3 25	1 0	0	0	1 -4		
21 Brian Amunike	G 21:06	1-3	0-1	3-6	0 5 5	3 3 5	1 0	1	0	0 11		
0 Jasir Tremble	23:29	1-8	0-3	0-0	1 3 4	1 0 2	2 2	2	0	0 7		
15 David Douglas Jr.	29:38	3-9	2-7	2-3	1 3 4	0 2 10	1 0	4	0	0 0		
6 Joshua Bonga	02:50	0-1	0-0	2-2	1 0 1	0 1 2	0 1	0	0	1 -4		
Team					2 1 3		0					
Totals		18-60	6-26	30-44	18 26 44	12 26 72	10 9	10	0	2 3		

Technical Fouls: NONE

Shooting By Period
1 st FG% 5-29 17.2%
3PT% 1-13 7.7%
FT% 17-25 68%
2 nd FG% 13-31 41.9%
3PT% 5-13 38.5%
FT% 19-19 98.4%
GM FG% 19-60 30.0%
3PT% 6-26 23.1%
FT% 30-44 68.2%

Dead Ball Rebounds: 6, 0

Long Beach St. - 69

Record: 1-5

NO. Name	Min	FG	3P	FT	Rebounds	Fouls	TP	AS	TO	ST	Blocks	+/-
		M-A	M-A	M-A	OR DR TOT	PF	FD				BS BA	
0 Austin Johnson	F 25:16	3-7	0-1	0-0	4 7 11	3 0	6 2	2	1	2 0	-7	
1 Derrick Michael Xzaviero	F 11:07	1-2	0-0	0-0	1 2 3	4 0	2 1	2	1	0 0	5	
9 Devin Askew	G 36:48	7-17	3-6	2-2	0 4 4	4 4 19	3 4	2	0	0 -1		
10 TJ Wainwright	G 26:35	5-11	3-8	0-0	0 4 4	1 5 13	4 1	2	0	0 -6		
22 Ramel Lloyd Jr.	G 24:16	2-7	0-2	0-0	0 3 3	2 0 4	1 0	0	0 0	5		
13 Cam Denson	19:01	3-5	2-3	0-0	1 5 6	1 1 8	1 4	0	0	0 -14		
11 Varick Lewis	08:31	2-6	2-4	1-2	0 0 0	3 1 7	1 1	1	0	0 -2		
2 Kam Martin	13:44	1-4	0-2	0-0	0 0 0	1 1 2	1 1	0	0 0	-6		
15 Christian Richardson	05:21	0-0	0-0	0-0	0 1 1	4 0 0	2 1	0	0 0	1		
44 Andrew Nagy	20:29	3-5	2-3	0-0	2 1 3	2 0 8	0 1	0	0 0	-10		
8 Eli Djordjevic	04:52	0-0	0-0	0-0	1 1 2	1 0 0	0 1	0	0 0	0		
Team					3 2 5		0	1				
Totals		27-64	12-29	3-4	12 30 42	26 12	69	16	19	7 2 0	-3	

Technical Fouls: NONE

	FRESNO	LBSU
Biggest lead	3 (2 nd 0:19)	17 (1 st 7:07)
Best Scoring Run	14 (2 nd 0:19)	9 (2 nd 3:19)
Lead Changes	1	
Times Tied	0	
Time with Lead	00:42	38:54

Points from	FRESNO	LBSU
Turnovers	20	6
Paint	24	20
Second Chance	12	8
Fast Breaks	13	2
Bench	14	25

Period by Period Scoring			
	1st	2nd	TOT
FRESNO	28	44	72
LBSU	39	30	69



Official Basketball Box Score - Final
Fresno St. at Washington St.
11/26/24 Acrisure Arena, Palm Desert
2024-25 Men's Basketball

Game Time: 9:00 PM
Game Duration: 2:03
Attendance: 550

Officials: Gregory Nixon, Robert Felder, Bill Vinovich

Fresno St. - 73

Record: 3-3

NO. Name	Min	FG	3P	FT	Rebounds	Fouls	TP	AS	TO	ST	Blocks	+/-
		M-A	M-A	M-A	OR DR TOT	PF	FD				BS BA	
3 Elijah Price	F 20:39	1-2	0-0	1-4	2 7 9	3 4 3	0 3	1	0	0 -9		
11 Mykell Robinson	F 34:29	2-11	0-1	6-9	0 3 3	5 7 10	4 1	1	0	2 -11		
23 Mor Seck	C 10:39	1-2	0-0	0-0	2 2 4	3 0	2 0	0	0	0 0		
1 Amar Augillard	G 18:25	2-9	1-6	0-0	0 0 0	2 0 5	0 2	1	0	1 1		
10 Zaan Collins	G 36:20	11-17	2-3	3-4	0 4 4	0 3 7	4 7	2	0	3 -13		
8 Alex Crawford	G 32:03	7-10	3-4	0-0	1 3 4	1 0 17	1 2	0	0	0 -8		
5 Jalen Weaver	17:25	1-4	0-2	0-0	1 1 2	0 0 2	0 1	0	0 0	-9		
15 David Douglas Jr.	14:49	1-4	1-4	2-4	0 1 1	2 4 5	0 0	0	0 1 -4			
21 Brian Amunike	12:58	1-3	0-1	0-0	0 2 2	1 0 2	0 0	1	0 0	-2		
0 Jasir Tremble	02:13	0-1	0-0	0-0	0 0 0	0 0 0	0 0	0	0 0	0		
Team					3 1 4		0	2				
Totals		27-63	7-22	12-21	9 24 33	17 18	73	9	18	6 0 7	-11	

Technical Fouls: NONE

Washington St. - 84

Record: 6-1

NO. Name	Min	FG	3P	FT	Rebounds	Fouls	TP	AS	TO	ST	Blocks	+/-
		M-A	M-A	M-A	OR DR TOT	PF	FD				BS BA	
3 Elihan Price	F 33:07	6-10	2-4	2-4	0 1 1	1 2 16	6 2	0	1 0	8		
4 Leluan Watts	F 31:02	6-10	0-2	2-2	3 6 9	3 3 14	3 3	1	0	0 6		
32 Dane Ernkstrup	F 32:07	6-9	1-3	0-2	0 6 6	4 5 13	2 3	4	0	0 11		
8 Nate Calmese	G 24:42	10-16	1-3	1-2	3 5 8	4 2 22	6 7	0	0 0 9			
12 Isaiah Watts	G 31:42	2-11	2-8	2-2	1 3 4	3 1 8	3 3	5	0 0 11			
22 ND Okafor	17:54	3-4	0-0	3-6	0 2 2	1 4 9	1 0	0	3 0 5			
10 Parker Gerrits	05:16	0-2	0-2	0-0	0 2 2	1 0 0	0 0	0 0 0	1			
5 Tomas Thrastarson	09:30	1-1	0-0	0-0	0 1 1	1 0 2	0 0	0 2 0	5			
51 Kase Wynott	14:40	0-1	0-0	0-0	2 2 4	1 0 0	2 1	0	0 0 -1			
Team					2 3 5		0	0				
Totals		34-64	6-22	10-18	11 31 42	19 17	84	23	19	10 7 0	11	

Technical Fouls: Calmese 2nd 9:58

Technical Fouls: Calmese 2

	FSU	WAZZU
Biggest lead	2 (1 st 9:57)	18 (2 nd 7:36)
Best Scoring Run	9 (1 st 9:57)	9 (2 nd 10:02)
Lead Changes	8	0
Times Tied	2	0
Time with Lead	01:00	37:55

Points from	FSU	WAZZU
Turnovers	17	18
Paint	34	50
Second Chance	4	7
Fast Breaks	5	12
Bench	26	11

Period by Period Scoring			
	1st	2nd	TOT
FSU	36	37	73
WAZZU	39	45	84



Official Basketball Box Score - Final
California Baptist at Fresno St.
11/27/24 Acrisure Arena, Palm Desert
2024-25 Men's Basketball

Game Time: 9:00 PM
Game Duration: 2:23
Attendance: 200

Officials: John Hampton, Michael Mojica, DeSelle Dean

California Baptist - 86

Record: 5-3

NO. Name	Min	FG	3P	FT	Rebounds	Fouls	TP	AS	TO	ST	Blocks	+/-
		M-A	M-A	M-A	OR DR TOT	PF	FD				BS BA	
25 Kendal Coleman	F 35:26	7-12	0-1	0-1	6 9 15	4 1 14	0 1	0	1 0 -2			
14 AJ Braun	C 35:22	5-13	0-2	2-4	4 7 11	1 2 12	1 1	0	3 3 2			
11 Dominique Daniels Jr.	G 44:46	10-31	3-13	6-6	2 1 3	1 4 29	4 3	1	0 1 2			
20 Sam Silverstein	G 42:40	1-4	0-2	0-2	1 7 8	3 1 2	3 0	1	0 0 7			
33 Martel Williams	G 12:01	0-6	0-1	0-0	1 0 1	0 0 0	0 0	0 1 0	-6			
42 Bradley Henige	03:48	0-1	0-0	0-0	1 1 2	1 0 0	0 0	0 0 0	-1			
10 Adam Moussa	26:12	2-8	0-4	0-0	0 2 2	2 2 4	5 1	1	0 0 0			
4 Brantley Stevenson	19:07	2-4	1-3	0-0	0 1 1	1 1 5	1 0	1	0 0 10			
13 Javorité Johnson	30:39	7-11	5-8	1-1	3 3 6	4 2 20	0 1	0	0 0 6			
Team					1 2 3		0	1				
Totals		34-90	9-34	19-14	19 33 52	17 13	86	14	7	6 4 4	5	

Technical Fouls: NONE

Shooting By Period
1 st FG% 14-36 38.9%
3PT% 5-15 33.3%
FT% 4-6 66.7%
2 nd FG% 12-39 30.8%
3PT% 3-14 21.4%
FT% 14 25%
OT FG% 8-15 53.3%
3PT% 1-5 20.0%
FT% 4-4 100%
GM FG% 34-90 37.8%
3PT% 9-34 26.5%
FT% 9-14 64.3%

Dead Ball Rebounds: 3, 0

Fresno St. - 81

Record: 3-4

NO. Name	Min	FG	3P	FT	Rebounds	Fouls	TP	AS	TO	ST	Blocks	+/-
		M-A	M-A	M-A	OR DR TOT	PF	FD				BS BA	
3 Elijah Price	F 41:57	7-13	0-1	2-5	3 12 15	4 5 16	0 2	1	3 2 -7			
11 Mykell Robinson	F 46:31	3-14	1-5	3-4	0 9 9	1 2 10	2 3	0	1 1 -4			
23 Mor Seck	C 19:19	2-6	0-0	0-1	2 3 5	0 1 4	0 0	0 0 0	0 16			
5 Jalen Weaver	G 37:26	5-10	0-1	1-1	2 3 5	2 1 11	0 2	0	0 0 -4			
10 Zaan Collins	G 42:25	5-8	0-1	0-0	1 5 6	3 3 10	4 3	0	0 0 -1			
1 Amar Augillard	34:16	9-22	3-11	5-7	4 4 8	1 4 26	1 3	1	0 1 -9			
8 Alex Crawford	14:21	2-4	0-1	0-0	0 1 1	1 1 4	0 0	0 0 0	-17			
15 David Douglas Jr.	07:08	0-1	0-0	0-0	0 0 0	0 0 0	0 0	0 1 0	-4			
0 Jasir Tremble	03:28	0-0	0-0	0-0	0 0 0	0 0 0	0 0	0 0 0	-1			
21 Brian Amunike	03:10	0-0	0-0	0-0	0 0 0	1 0 0	0 1	0	0 -2			
Team					2 4 6		0	1				
Totals		33-78	4-21	11-17	14 39 53	13 17	81	7	15	3 4 4	-5	

Technical Fouls: NONE

	CBU	FRES
Biggest lead	14 (1 st 3:09)	4 (1 st 18:43)
Best Scoring Run	8 (1 st 10:21)	13 (2 nd 0:07)
Lead Changes	11	
Times Tied	8	
Time with Lead	36:52	06:48

Points from	CBU	FRES
Turnovers	14	4
Paint	42	52
Second Chance	15	14
Fast Breaks	7	10
Bench	29	30

Period by Period Scoring					
	1st	2nd	OT1	OT2	TOT
CBU	37	28	9	12	86
FRES	27	38	9	7	81



Official Basketball Box Score - Final
San Diego St. at Fresno St.
12/04/24 Dave Marti Center, Fresno
2024-25 Men's Basketball

Game Time: 7:30 PM
Game Duration: 2:07
Attendance: 5,610

Officials: Larry Scotti, Scott Brown, Edwin Young

San Diego St. - 84

Record: 5-2 (1-0)

NO. Name	Min	FG	3P	FT	Rebounds	Fouls	TP	AS	TO	ST	Blocks	+/-			
		M-A	M-A	M-A	OR DR TOT	PF	FD				BS BA				
0 Magoon Gwath	F 28:18	10-13	3-4	2-3	5 5 10	3 2	25	0	2	0	4	16			
3 Jarred Coleman-Jones	F 24:27	1-7	0-3	0-0	0 6 6	1	1	2	1	1	2	2			
2 Nick Boy	G 31:54	1-10	0-5	4-4	1 5 6	1	4	6	4	2	0	17			
10 BJ Davis	G 26:29	5-14	1-4	2-3	0 7 7	3	13	3	3	0	0	15			
21 Miles Bay	G 36:36	4-11	0-3	0-0	1 5 6	2	1	0	0	0	4	1			
3 Wayne McKinney III	16:38	5-7	2-2	0-1	1 2 3	1	12	0	1	1	0	22			
5 Pharaoh Conpton	10:27	4-4	0-0	1-3	3 0 3	4	2	9	0	1	1	16			
24 Taj DeGourville	22:27	1-4	0-2	2-2	0-2 2 2	4	2	4	2	1	0	1			
40 Miles Heide	05:26	0-0	0-0	0-0	0 3 3	0	0	0	0	0	0	8			
23 Kimo Ferrari	03:43	0-0	0-0	0-0	0 0 0	0	0	0	0	0	0	2			
11 Jeremiah Johnson Jr	02:25	2-2	0-0	0-1	1 0 1	0	0	0	0	0	4	1			
6 Ryan Schwarz	01:10	0-0	0-0	0-0	1 0 1	0	0	0	0	0	0	0			
Total					0 2 2	2	0	0	0	0	0				
20 Ryan		33-68	7-23	11-17	13 41	54	23	18	84	12	14	3	8	3	22

BOX SCORES



Official Basketball Box Score - Final
Fresno St. at Santa Clara
12/07/24 Leavary Center, Santa Clara
2024-25 Men's Basketball

Game Time: 4:00 PM
Game Duration: 2:07
Attendance: 1,313

Officials: Michael Scyphers, Martin Chochok, Michael Mejica

Fresno St. - 66

Record: 3-6

NO.	Name	Min	FG	3P	FT	Rebounds		Fouls	TP	AS	TO	ST	Blocks	BS	+/-	
			M	A	M	A	OR	DR	TOT	PF	PF					
3	Elijah Price	F 34:53	3-10	0-0	6-7	0	4	4	4	5	12	0	1	1	1	
8	Alex Crawford	F 26:07	5-7	0-0	3-4	2	0	2	2	2	13	1	2	3	1	
11	Mykell Robinson	F 35:42	6-18	3-5	0-1	1	6	7	3	2	15	2	5	0	-2	
5	Jalen Weaver	G 27:48	1-8	0-3	0-0	0	3	3	1	0	2	0	0	2	-1	
10	Zaon Collins	G 34:55	5-10	2-4	5-6	1	4	5	1	5	17	6	5	4	0	
1	Amar Augillard	G 11:53	1-3	0-2	0-0	0	3	3	0	2	1	2	0	0	0	
23	Mor Seck	11:06	1-1	0-0	0-0	1	0	1	2	0	2	0	1	0	-12	
21	Brian Amunike	14:38	1-2	1-1	0-3	0	3	3	0	2	3	0	0	0	-15	
0	Jasir Tremble	02:58	0-0	0-0	0-0	0	0	0	0	0	0	1	0	0	-6	
Team							3	2	5	0	0	0	0	0		
Totals			23-59	6-15	14-21	8	25	33	16	17	66	10	17	10	2	-15

Technical Fouls: NONE

Shooting By Period
1st FG% 10-30 33.3%
3PT% 3-6 50.0%
FT% 2-7 28.6%
2nd FG% 13-29 44.8%
3PT% 3-9 33.3%
FT% 12-14 85.7%
GM FG% 25-59 39.0%
3PT% 6-15 40.0%
FT% 14-21 66.7%

Dead Ball Rebounds: 4, 0

Santa Clara - 81

Record: 5-5

NO.	Name	Min	FG MA	3P MA	FT MA	Rebounds OR	Fouls DR	TP PF	AS	TO	ST	Blocks BS	+/-				
8	Elijah Mahi	F 25:30	3-9	2-4	0-0	2	4	6	1	1	8	3	3	2	1	0	7
13	Christoph Tilly	C 26:21	5-9	2-3	2-4	1	4	5	2	3	14	0	5	1	0	1	12
4	Adama Bal	G 28:33	3-10	1-5	5-6	1	2	3	2	3	12	2	3	1	1	0	1
10	Carlos Stewart	G 25:44	5-8	3-4	5-6	0	0	0	3	3	18	4	1	2	0	1	8
44	Jake Ensminger	G 24:52	0-1	0-1	0-0	3	8	11	3	0	0	5	2	1	0	0	9
0	Brenton Knapper	14:16	1-5	0-2	2-2	1	1	2	1	1	4	2	0	1	0	0	7
1	Tyreee Bryan	27:02	5-7	4-6	2-4	2	4	6	0	2	16	3	1	5	1	0	16
21	Camaron Tongue	08:14	3-6	0-2	0-0	0	0	0	3	2	6	1	0	0	0	0	2
14	Johnny O'Neil	14:41	1-4	1-3	0-0	0	6	6	0	1	3	0	1	0	1	0	13
12	Bukky Oboye	03:48	0-3	0-1	0-0	2	0	2	2	0	0	0	0	0	0	0	0
Team						2	0	2	0	0	0	0	0	0	0	0	0
Totals			26-62	13-31	16-22	14	29	43	17	16	81	26	16	13	4	2	15

Technical Fouls: NONE

	FSU	SCU
Biggest lead	2 (1st 17:06)	24 (2nd 6:28)
Best Scoring Run	8 (2nd 3:03)	10 (2nd 6:28)
Lead Changes	7	4
Times Tied	4	4
Time with Lead	02:46	33:31

Points from Turnovers	FSU	SCU
Point	18	19
Second Chance	34	26
Fast Breaks	13	13
Bench	7	29

Period by Period Scoring	1st	2nd	TOT
FSU	25	41	66
SCU	36	45	81



Official Basketball Box Score - Final
Fresno State at BYU
12/11/24 Marriott Center, Provo
2024-25 Men's Basketball

Game Time: 7:00 PM
Game Duration: 1:50
Attendance: 15,950

Officials: Kipp Kinsinger, Brooks Wells, Brent Hansen

Fresno State - 67

Record: 3-7

NO.	Name	Min	FG	3P	MA	FT	Rebounds	Fouls	PF	TP	AS	TO	ST	Blocks	BS	BA	+/-
		Min	MA	MA	MA	OR	DR	OT	PF	PF	PF	PF	PF	BS	BS	BA	
3	Elijah Price	F 29:06	3-14	1-4	0-2	5	2	7	2	5	7	1	2	0	1	1	-13
8	Alex Crawford	F 15:59	0-2	0-1	4-4	1	1	2	2	2	4	1	0	0	0	0	-3
11	Mykell Robinson	F 32:58	3-10	2-6	2-2	1	6	7	0	3	10	7	1	1	0	1	-21
5	Jalen Weaver	G 31:12	6-13	3-7	0-0	0	1	1	0	15	1	2	0	0	0	0	-29
10	Zaon Collins	G 35:48	3-9	2-6	0-0	1	1	2	2	0	9	7	2	4	0	0	-26
23	Mor Seck	14:02	2-2	0-0	1-2	0	1	1	1	1	5	0	0	0	0	0	-14
1	Amar Augillard	17:10	5-11	2-7	0-0	0	2	2	1	1	12	0	2	3	0	0	-4
21	Brian Amunike	12:02	0-2	0-1	0-0	0	3	3	1	1	0	0	0	0	0	1	-22
0	Jasir Tremble	10:56	2-6	2-5	0-0	0	0	0	0	1	6	0	1	1	0	0	-8
6	Joshua Bonga	00:47	0-0	0-0	0-0	0	0	0	0	0	0	0	0	0	0	0	0
Team							0	2	2		0	0					
Totals			24-69	12-37	7-10	8	19	27	11	13	67	17	10	9	1	3	-28

Technical Fouls: NONE

BYU - 95

Record: 7-2

BYU - 95			Record: 7-2														
NO.	NAME	Min	FG		3P	FT	Rebounds		Fouls		TP	AS	TO	ST	Blocks		+/-
			M	A	M		A	OR	DR	P					F	B	
5	Kanon Catchings	F 28:47	4-11	1-7	1-1	0	4	4	0	1	10	3	1	0	0	0	23
13	Koba Koba	C 19:44	6-6	0-0	0-0	3	5	8	2	2	12	3	2	0	2	0	13
15	Rich Saunders	G 33:24	7-14	3-7	0-0	1	3	4	1	1	17	0	4	0	1	1	21
21	Trevin Knell	G 24:04	8-11	4-6	2-3	4	6	10	3	1	22	2	0	3	0	0	26
30	Dallin Hall	G 31:12	5-8	3-5	0-0	0	2	2	1	1	13	4	2	0	0	0	27
45	Fousseyni Traore	18:44	2-4	1-1	0-0	0	10	10	1	0	5	3	3	0	1	0	13
5	Mihailo Boskovic	13:32	0-2	0-0	0-0	0	2	2	1	2	1	0	0	2	0	0	2
25	Dawson Baker	20:02	5-10	2-5	2-2	2	2	4	2	3	14	1	2	0	0	0	14
2	Elijah Crawford	08:58	1-3	0-1	0-0	0	0	0	2	0	2	1	1	0	0	0	1
4	Brody Kozlowski	00:47	0-0	0-0	0-0	0	0	0	0	0	0	0	0	0	0	0	0
20	Max Triplett	00:47	0-0	0-0	0-0	0	0	0	0	0	0	0	0	0	0	0	0
Team						2	4	6	0	0	0	0	0	0	0	0	0
Totals			38-69			14-34	5-6	12	38	50	13	11	95	17	17	3	28

Technical Fouls: NONE

	FSU	BYU
Biggest lead	2 (1st 12:48)	28 (2nd 0:49)
Best Scoring Run	11 (2nd 9:15)	11 (1st 8:35)
Lead Changes	6	5
Times Tied	3	6
Time with Lead	02:51	34:48

Points from Turnovers	FSU	BYU
Point	18	11
Second Chance	24	44
Fast Breaks	11	11
Bench	23	21

Period by Period Scoring	1st	2nd	TOT
FSU	27	40	67
BYU	44	51	95



Official Basketball Box Score - Final
San Diego at Fresno St.
12/14/24 Save Mart Center, Fresno
2024-25 Men's Basketball

Game Time: 4:00 PM
Game Duration: 1:53
Attendance: 4,305

Officials: Michael Irving, D.J. Carlsson, Daniel Nguyen

San Diego - 65

Record: 3-8

NO.	Name	Min	FG	3P	FT	Rebounds	Fouls	TP	AS	TO	ST	Blocks	BS	+/-				
			MA	MA	MA	OR	DR	PF	PF									
1	Santiago Trouet	F 15:58	2-7	0-1	0-0	0	2	2	1	0	4	0	2	0	0	1	-20	
5	Bendi Pierre	F 34:56	1-9	1-6	0-0	2	1	3	0	1	3	3	3	2	1	0	1	-13
24	Steven Jamerson II	C 22:15	4-9	0-0	1-3	7	6	13	3	3	9	1	2	1	0	1	1	-14
0	Kjay Bradley Jr.	G 33:31	7-16	0-5	3-4	1	6	7	3	6	17	5	2	2	0	1	0	-4
11	Deven Dahnke	G 19:13	3-6	2-5	0-0	1	1	2	4	1	8	0	3	1	0	0	0	4
23	Kean Webb	04:51	0-0	0-0	0-0	0	0	0	0	1	1	0	0	0	0	0	0	0
4	David Simon	22:38	3-6	1-3	0-1	1	4	5	2	1	7	0	0	0	0	0	0	0
6	Tony Duckett	12:26	1-3	0-0	0-0	0	1	1	4	0	2	0	2	0	0	0	1	-6
20	Joey Chammaa	13:01	2-2	1-1	0-0	1	0	1	3	0	5	0	0	0	0	0	0	-2
14	Colby Brooks	15:16	4-8	0-0	2-2	2	2	4	1	1	10	1	2	1	1	1	1	9
10	Neel Beniwal	05:55	0-0	0-0	0-0	0	0	0	0	1	0	0	0	0	0	0	0	-4
Team						1	2	3	0	0	0	0	0	0	0	0	0	0
Totals			27-66	5-21	6-10	16	25	41	23	14	65	10	17	6	2	6	8	8

Technical Fouls: NONE

Shooting By Period
1st FG% 17-38 44.7%
3PT% 3-11 27.3%
FT% 0-2 0%
2nd FG% 10-28 35.7%
3PT% 2-10 20.0%
FT% 6-8 75%
GM FG% 27-66 40.9%
3PT% 5-21 23.8%
FT% 6-10 60.0%

Dead Ball Rebounds: 1, 0

Fresno St. - 73

Record: 4-7

NO.	Name	Min	FG	3P	FT	Rebounds	Fouls	TP	AS	TO	ST	Blocks	Bs	+/-			
			MA	MA	MA	OR	DR	PF	PF								
3	Elijah Price	F 27:43	3-5	0-1	4-7	4	6	10	4	6	10	0	2	2	0	16	
8	Alex Crawford	F 32:02	8-9	0-0	2-3	1	3	4	0	2	18	0	2	2	1	0	3
11	Mykell Robinson	F 30:15	0-8	0-4	4-4	0	4	4	2	2	4	3	1	0	0	0	3
5	Jalen Weaver	G 36:40	7-14	1-5	4-4	1	1	2	0	4	19	3	1	2	0	1	8
10	Zaon Collins	G 36:14	4-12	2-5	0-0	0	4	4	2	4	15	3	2	2	1	0	10
23	Mor Seck	04:52	0-1	0-0	0-0	0	1	1	0	0	0	0	0	0	0	0	-8
21	Brian Amuneko	05:29	0-1	0-1	0-0	0	0	0	2	0	0	0	0	1	0	0	-6
7	Amar Augillard	05:37	1-3	0-1	2-2	2	2	2	4	1	4	0	2	0	0	0	0
1	Pherie Geneste Jr.	17:22	3-5	0-0	2-5	7	2	9	0	3	8	0	0	1	3	0	13
0	Jasir Tremble	03:46	0-3	0-0	0-0	0	0	0	0	0	0	0	0	0	0	0	-2
Team						1	2	4	0	0	0	0					
Totals		26:61	3-17	18:25	14	26	40	14	23	73	9	12	10	6	2	8	

BOX SCORES



Official Basketball Box Score - Final
Fresno St. at UNLV
12/28/24 Thomas & Mack Center, Las Vegas
2024-25 Men's Basketball

Game Time: 7:00 PM
Game Duration: 1:43
Attendance: 5,590

Officials: Mark Riggs, Verne Harris, Kevin Brl

Fresno St. - 77

Record: 4-9 (2-2)

NO. Name	Min	FG	3P	FT	Rebounds	Fouls	TP	AS	TO	ST	Blocks	+/-
		M-A	M-A	M-A	OR DR TOT	PF	FD				BS BA	
3 Elijah Price	F 34:47	4-9	0-2	5-9	1 6 7	1 7	13	1	0	2	1 0	-5
11 Mykell Robinson	F 38:53	6-14	4-9	2-4	1 7 8	3 3	18	7	4	0	0 0	-9
23 Mor Seck	C 08:14	0-0	0-0	2-2	0 0 0	2 1	2	0	0	0	0 0	-7
5 Jalen Weaver	G 33:50	5-12	3-6	1-1	0 3 3	1 1	14	2	1	0	1 0	-7
10 Zaon Collins	G 36:52	3-5	1-2	0-0	1 3 4	4 3	7	1	3	1	0 0	-9
8 Alex Crawford	18:16	1-5	0-2	0-0	1 1 2	0 0	2	0	2	0	1 0	-10
21 Brian Amunike	07:17	1-3	0-1	0-0	1 0 1	1 0	2	1	1	1	0 0	-4
0 Jasir Tremble	21:51	7-10	5-7	0-0	2 0 2	1 0	19	1	0	1	0 0	1
Team					0 1 1		0		0			
Totals		27-58	13-29	10-16	6 21 27	15 15	77	19	9	7	4 0	-10

Shooting By Period	1st	2nd	3rd	4th	OT
FG%	51.9%	51.9%	51.9%	51.9%	51.9%
3P%	51.9%	51.9%	51.9%	51.9%	51.9%
FT%	51.9%	51.9%	51.9%	51.9%	51.9%
GM FG%	51.9%	51.9%	51.9%	51.9%	51.9%
3P%	51.9%	51.9%	51.9%	51.9%	51.9%
FT%	51.9%	51.9%	51.9%	51.9%	51.9%

Dead Ball Rebounds: 2, 0

Technical Fouls:Collins 2nd12:27

UNLV - 87

Record: 7-5 (1-0)

NO. Name	Min	FG	3P	FT	Rebounds	Fouls	TP	AS	TO	ST	Blocks	+/-
		M-A	M-A	M-A	OR DR TOT	PF	FD				BS BA	
1 Jalen Hill	F 26:35	4-7	1-3	0-0	0 6 6	2 1	9	1	2	0	0 0	-5
45 Jeremiah "Bear" Cherry	F 20:23	2-4	0-0	0-0	1 6 7	5 3	4	1	2	0	0 0	-4
10 Jaden Henley	G 28:03	6-8	2-2	1-1	1 4 5	2 3	15	2	1	1	0 0	-1
11 Dedan Thomas Jr.	G 38:22	9-17	2-5	1-2	0 0 0	2 3	21	6	2	0	0 1	15
20 Julian Rishwain	G 33:16	2-9	1-8	0-0	0 3 3	1 1	11	5	2	2	0 0	3
22 Pape N'Diaye	19:37	5-6	1-1	0-0	3 3 6	1 1	11	0	0	0	0 0	6
14 Jalen Bedford	15:07	5-9	3-4	5-6	0 3 3	2 2	18	1	0	2	0 1	16
13 Brooklyn Hicks	18:37	2-5	0-1	0-0	5 3 8	0 0	4	3	1	0	0 2	12
Team					0 1 1		0		0			
Totals		35-65	10-24	7-9	10 29 39	15 14	87	19	10	5	0 4	10

Shooting By Period	1st	2nd	3rd	4th	OT
FG%	53.8%	53.8%	53.8%	53.8%	53.8%
3P%	53.8%	53.8%	53.8%	53.8%	53.8%
FT%	53.8%	53.8%	53.8%	53.8%	53.8%
GM FG%	53.8%	53.8%	53.8%	53.8%	53.8%
3P%	53.8%	53.8%	53.8%	53.8%	53.8%
FT%	53.8%	53.8%	53.8%	53.8%	53.8%

Dead Ball Rebounds: 1, 0

Technical Fouls:NONE

Biggest lead	FRESNO	UNLV
0 (1 st 20:00)	23 (1 st 4:11)	
Best Scoring Run	12 (2 nd 18:27)	12 (1 st 4:11)
Lead Changes	0	0
Times Tied	0	0
Time with Lead	00:00	38:50
Points from Turnovers	12	13
Paint	28	50
Second Chance	10	8
Fast Breaks	16	6
Bench	23	33
Period by Period Scoring		
1st	30	47
2nd	47	77
3rd	48	39
4th	87	87



Official Basketball Box Score - Final
Fresno St. at Utah St.
01/04/25 Dee Glen Smith Spectrum, Logan
2024-25 Men's Basketball

Game Time: 7:00 PM
Game Duration: 2:03
Attendance: 9,356

Officials: Thomas Nunez, Amy Bonner, Andy O'Brien

Fresno St. - 83

Record: 4-11 (0-4)

NO. Name	Min	FG	3P	FT	Rebounds	Fouls	TP	AS	TO	ST	Blocks	+/-
		M-A	M-A	M-A	OR DR TOT	PF	FD				BS BA	
3 Elijah Price	F 12:50	3-5	0-2	0-1	1 1 2	5 1	6	0	0	0	0 0	-4
11 Mykell Robinson	F 33:40	2-6	1-4	4-6	1 7 8	3 4	9	2	2	1	0 0	-8
23 Mor Seck	C 12:51	0-1	0-0	3-4	0 2 2	2 3	2	0	0	0	0 0	-3
0 Jasir Tremble	G 32:06	4-11	4-8	0-0	1 3 4	2 0	12	3	2	3	0 1	-37
5 Jalen Weaver	G 34:02	5-12	2-5	4-4	1 8 9	2 3	16	2	2	1	0 0	-1
8 Alex Crawford	32:27	10-13	0-0	6-9	1 2 3	4 5	26	3	3	0	2 1	-3
10 Zaon Collins	33:43	4-9	0-1	1-2	1 2 3	2 1	9	7	3	3	0 2	-10
21 Brian Amunike	08:21	1-3	0-0	0-0	2 0 2	4 1	2	0	2	0	0 0	-10
Team					2 5 7		0		0			
Totals		29-60	7-20	18-26	10 30 40	24 17	83	19	14	8	2 4	-6

Shooting By Period	1st	2nd	3rd	4th	OT
FG%	51.9%	51.9%	51.9%	51.9%	51.9%
3P%	51.9%	51.9%	51.9%	51.9%	51.9%
FT%	51.9%	51.9%	51.9%	51.9%	51.9%
GM FG%	51.9%	51.9%	51.9%	51.9%	51.9%
3P%	51.9%	51.9%	51.9%	51.9%	51.9%
FT%	51.9%	51.9%	51.9%	51.9%	51.9%

Dead Ball Rebounds: 4, 0

Technical Fouls:NONE

Utah St. - 89

Record: 14-1 (4-0)

NO. Name	Min	FG	3P	FT	Rebounds	Fouls	TP	AS	TO	ST	Blocks	+/-
		M-A	M-A	M-A	OR DR TOT	PF	FD				BS BA	
2 Tucker Anderson	F 14:01	1-6	0-5	1-1	0 0 0	1 1	3	2	0	0	0 0	-10
4 Ian Martinez	G 28:23	5-11	3-7	3-3	2 4 6	2 2	16	3	1	2	0 1	-1
12 Mason Falslev	G 27:37	5-14	2-5	2-6	2 4 6	3 4	14	2	3	4	0 0	-4
13 Dayton Albury	G 22:14	2-5	0-1	0-0	0 2 2	1 0	4	0	1	1	0 1	-4
21 Aubin Gaterese	G 14:41	4-4	0-0	0-0	0 3 3	1 1	8	0	0	0	1 0	0
22 Karson Templin	25:19	5-8	2-2	6-9	4 6 10	4 9	18	0	1	0	2 0	6
7 Dexter Akanno	32:27	5-8	2-4	1-2	1 4 5	0 3	13	2	0	0	0 0	20
5 Jordy Barnes	05:26	0-0	0-0	0-0	0 0 0	2 0	0	2	1	1	0 0	-9
20 Isaac Johnson	03:22	1-1	0-0	0-0	0 0 0	0 0	2	0	1	1	0 0	-1
8 Drake Allen	25:30	3-7	0-2	5-6	1 1 2	3 4	11	2	2	1	0 3	31
Team					0 1 1		0		1			
Totals		31-64	9-26	18-27	10 25 35	18 24	89	22	11	11	4 2	6

Shooting By Period	1st	2nd	3rd	4th	OT
FG%	47.1%	47.1%	47.1%	47.1%	47.1%
3P%	47.1%	47.1%	47.1%	47.1%	47.1%
FT%	47.1%	47.1%	47.1%	47.1%	47.1%
GM FG%	47.1%	47.1%	47.1%	47.1%	47.1%
3P%	47.1%	47.1%	47.1%	47.1%	47.1%
FT%	47.1%	47.1%	47.1%	47.1%	47.1%

Dead Ball Rebounds: 2, 0

Technical Fouls:Coach 1st13:13

Biggest lead	FRE	USU
17 (1 st 10:04)	14 (2 nd 6:14)	
Best Scoring Run	11 (1 st 10:04)	8 (1 st 0:58)
Lead Changes	3	0
Times Tied	1	0
Time with Lead	25:21	14:06
Points from Turnovers	17	9
Paint	40	44
Second Chance	12	10
Fast Breaks	6	7
Bench	37	44
Period by Period Scoring		
1st	42	41
2nd	83	83
3rd	39	50
4th	89	89



Official Basketball Box Score - Final
New Mexico at Fresno St.
12/31/24 Save Mart Center, Fresno
2024-25 Men's Basketball

Game Time: 5:00 PM
Game Duration: 1:55
Attendance: 5,583

Officials: Michael Reed, Nate Harris, Rob Kueneman

New Mexico - 103

Record: 11-3 (3-0)

NO. Name	Min	FG	3P	FT	Rebounds	Fouls	TP	AS	TO	ST	Blocks	+/-
		M-A	M-A	M-A	OR DR TOT	PF	FD				BS BA	
8 Filip Borovicanin	F 15:41	1-4	0-1	1-2	1 3 4	3 1	3	1	0	1	1 1	1
22 Mustapha Amzil	F 32:20	8-13	4-6	3-4	0 5 5	3 3	23	1	6	0	0 1	6
23 Nelly Joseph	F 31:01	4-6	0-0	4-4	1 11 12	3 5	12	2	1	1	4 0	13
2 Donovan Dent	G 33:42	7-13	0-2	4-5	0 5 5	0 5	18	6	4	5	2 1	15
3 Tru Washington	G 28:44	6-9	2-2	0-0	0 1 1	1 0	14	6	2	0	0 1	12
11 Braden Appelhaus	G 28:48	1-4	1-4	0-0	0 0 0	0 0	3	0	0	0	0 0	3
0 CJ Noland	21:47	11-17	1-6	0-0	1 2 3	1 0	23	3	2	1	0 0	12
6 Atiki Ally Atiki	04:31	0-0	0-0	0-0	1 2 3	2 0	0	1	0	1	1 0	1
4 Kayde Dotson	06:18	2-3	1-2	0-0	0 0 0	1 1	5	0	1	0	0 0	-1
24 Jovan Milicevic	07:40	0-0	0-0	0-0	1 1 1	3 0	0	0	0	1	0 0	8
7 Ibrahim Sacko	04:28	1-1	0-0	0-0	1 0 1	2 0	2	1	0	0	0 0	0
Team					1 0 1		0		0			
Totals		41-70	9-23	12-15	6 30 36	19 15	103	21	16	10	8 4	14

Shooting By Period	1st	2nd	3rd	4th	OT
FG%	58.6%	58.6%	58.6%	58.6%	58.6%
3P%	58.6%	58.6%	58.6%	58.6%	58.6%
FT%	58.6%	58.6%	58.6%	58.6%	58.6%
GM FG%	58.6%	58.6%	58.6%	58.6%	58.6%
3P%	58.6%	58.6%	58.6%	58.6%	58.6%
FT%	58.6%	58.6%	58.6%	58.6%	58.6%

Dead Ball Rebounds: 2, 1

Technical Fouls:NONE

Fresno St. - 89

Record: 4-10 (0-3)

NO. Name	Min	FG	3P	FT	Rebounds	Fouls	PF	TD	AS	TO	ST	Blocks	+/-
		M-A	M-A	M-A	OR DR TOT	PF	FD					BS BA	
3 Elijah Price	F 33:31	3-9	0-1	9-14	5 6 11	4 8	15	2	3	6	3	2	-15
11 Mykell Robinson	F 23:11	2-9	2-7	0-0	0 4 4	2 0	6	1	1	0	0	1	-12
23 Mor Seck	C 08:28	0-0	0-0	0-0	0 0 0	2 1	0	0	0	0	0	0	-2
5 Jalen Weaver	G 30:32	3-13	2-6	5-6	0 3 3	0 3	13	2	3	0	0	2	-11
10 Zaon Collins	G 32:24	8-11	1-1	3-4	1 1 2	3 2	20	2	4	0	0	1	-15
8 Alex Crawford	25:54	3-7	0-1	0-0	0 5 5	0 0	6	2	1	1	1	1	-16
21 Brian Amunike	26:34	5-11	2-3	3-5	1 1 2	2 3	15	1	0	1	0	1	-4
0 Jasir Tremble	18:19	5-7	3-3	1-2	1 0 1	2 2	14	0	2	2	0	0	3
6 Joshua Bonga	01:07	0-0	0-0	0-0	0 0 0	0 0	0	0	0	0	0	0	2
Team					2 4 6	0	0	0	1				
Totals		29:57	10:22	21:31	10 24 34	15 19	89	10	15	10	4	8	-14

BOX SCORES



Official Basketball Box Score - Final
Nevada at Fresno St.
01/11/25 Save Mart Center, Fresno
2024-25 Men's Basketball

Game Time: 4:00 PM
Game Duration: 2:22
Attendance: 5,231

Officials: Nate Harris, Daniel Nguyen, Ian Caldwell

Nevada - 77

Record: 9-7 (1-4)

Revised 7-17																	
NO.	Name	Min	FG	3P	FT	Rebounds	Fouls	TP	AS	TO	ST	Blocks	BS	BA			
			MA	MA	MA	OR	DR	PF	FD								
4	Tre Coleman	F 29:59	2-11	1-9	2-2	0	3	4	2	7	5	2	1	0	4		
11	Nick Davidson	F 36:12	6-13	0-3	8-10	7	7	14	2	7	20	4	1	0	2	0	
42	K.J. Hymes	F 16:36	2-3	0-0	0-2	1	2	3	2	1	4	0	0	1	0	4	
8	Kobe Sanders	G 32:51	5-11	2-7	3-3	1	6	7	3	3	15	1	3	2	0	9	
20	Daniel Foster	G 26:08	1-3	0-1	0-0	2	6	8	1	3	2	1	1	0	0	8	
7	Brandon Love	06:27	0-1	0-0	1-2	0	1	1	1	1	1	0	2	1	1	-2	
3	Tyler Rolison	20:40	0-2	0-1	2-2	1	2	3	1	2	2	1	1	0	0	2	
53	Xavier DuSell	22:20	4-11	2-7	2-2	1	1	2	4	1	12	0	0	1	0	23	
0	Chuck Bailey III	07:50	0-1	0-1	0-0	0	0	0	0	1	0	0	0	0	0	-2	
21	Justin McBride	18:00	6-13	0-1	0-2	3	4	7	4	1	12	0	1	0	0	1	6
12	Jeriah Coleman	03:21	1-1	0-0	0-0	1	0	1	0	2	0	0	0	1	0	3	
Team						2		3	5	0	0	0	0	0	0	0	0
Totals			27:70	5:30	18:25	19	35	54	22	22	77	12	11	6	5	3	11

Technical Fouls:McBride 1st 7:47

Shooting By Period	1 st	2 nd	3 rd	4 th	OT
FG%	10-29	34.5%	15-32	48.4%	
3PT%	2-13	15.4%	1-6	16.7%	
FT%	8-12	66.7%	10-14	71.4%	
2 nd FG%	13-33	39.4%	10-26	38.5%	
3PT%	2-14	14.3%	7-14	50.0%	
FT%	5-9	55.6%	10-14	71.4%	
OT FG%	4-8	50.0%	10-14	71.4%	
3PT%	1-3	33.3%	7-14	50.0%	
FT%	4-4	100%	10-14	71.4%	
GM FG%	27-70	38.6%	10-26	38.5%	
3PT%	5-30	16.7%	7-14	50.0%	
FT%	18-25	72.0%	10-14	71.4%	

Dead Ball Rebounds: 4, 0



Official Basketball Box Score - Final
Air Force at Fresno St.
01/17/25 Save Mart Center, Fresno
2024-25 Men's Basketball

Game Time: 7:00 PM
Game Duration: 1:49
Attendance: 4,797

Officials: Earl Walton, Larry Scroto, Mason Siler

Air Force - 65

Record: 3-15 (0-7)

Record: 35 (8/7)																	
NO.	Name	Min	FG	3P	FT	Rebounds	Fouls	TP	AS	TO	ST	Blocks	+/-				
			M-A	M-A	M-A	OR	DR	PF	FD			BS	BA				
3	Luke Kearney	F 40:00	7-23	6-15	0-0	9	2	11	3	1	20	1	1	0	2	-9	
10	Caleb Walker	F 20:01	2-5	0-0	1-2	1	4	5	0	2	5	0	0	0	1	-9	
5	Ethan Taylor	G 40:00	4-12	3-9	5-5	2	2	4	1	3	16	6	0	2	0	-9	
24	Jeffrey Mills	G 34:20	1-4	1-4	0-0	3	5	8	4	2	3	1	2	1	0	-7	
35	Kyle Marshall	G 30:51	4-9	1-4	4-6	0	4	4	3	5	13	4	0	1	1	0	
11	Byron Brown	01:46	0-0	0-0	0-0	0	0	0	3	0	0	0	0	0	0	-9	
6	Will Cooper	11:28	1-5	1-5	0-0	0	2	2	1	0	3	1	1	0	1	-6	
22	Sam Springer	01:59	0-1	0-0	0-0	0	0	0	0	0	0	0	0	0	0	2	
51	Wesley Celichowski	16:05	1-1	0-0	3-4	0	1	1	4	2	5	0	2	0	0	5	
14	Beau Becker	03:30	0-1	0-1	0-0	0	0	0	0	0	0	0	1	0	0	-4	
Team						1	1	2	0	0	0	0	2	0	0	0	
Totals		20:61	12:38	13:17	16	21	37	19	15	65	13	9	5	2	3	-9	

Technical Fouls:NONE

Shooting By Period	1 st	2 nd	3 rd	4 th	OT
FG%	9-30	30.0%	15-32	46.9%	
3PT%	6-20	30.0%	1-6	16.7%	
FT%	0-0	0%	10-14	71.4%	
2 nd FG%	11-31	35.5%	10-26	38.5%	
3PT%	6-18	33.3%	7-14	50.0%	
FT%	13-17	76.5%	10-14	71.4%	
GM FG%	20-61	32.8%	10-26	38.5%	
3PT%	12-38	31.6%	7-14	50.0%	
FT%	13-17	76.5%	10-14	71.4%	

Dead Ball Rebounds: 2, 0

Fresno St. - 74

Record: 5-13 (1-6)

Treino 31 - 74		Reborda 31-74																
No.	Name	PG	Min	MA	3P	MA	FT	Rebounds	Fouls	TP	AS	TO	ST	Blocks	+/-			
				Min	MA	MA	OR	DR	OT	PF	FD			BS	BA			
3	Elijah Price	F	37:21	2-4	0-0	4-4	2	6	8	2	4	8	3	0	2	1	0	8
7	Pierre Geneste Jr.	F	09:49	1-1	0-0	0-0	0	0	0	3	0	2	0	1	0	0	0	-1
8	Alex Crawford	F	34:06	8-13	1-4	4-6	1	4	5	2	25	21	0	1	0	1	1	19
5	Jalen Weaver	G	34:36	5-10	1-4	4-4	0	7	7	2	3	15	0	4	0	1	0	3
10	Zaon Collins	G	32:25	7-11	2-4	7-7	0	2	2	0	6	23	3	1	0	0	0	8
23	Mor Seck		22:51	0-2	0-0	2-2	0	6	6	4	1	2	0	0	0	0	1	9
21	Brian Amunike		17:27	0-2	0-2	0-0	1	1	2	0	0	0	0	0	0	0	0	-2
0	Jasir Tremble		11:25	1-5	1-4	0-0	0	0	0	0	0	3	1	1	1	0	0	1
Team							0	1	1	0	0	0	0	1	0	0	0	0
Totals			24:48	5:18	21:23	4	27	31	15	19	74	7	9	3	3	2	9	9

Technical Fouls:NONE

Shooting By Period	1 st	2 nd	3 rd	4 th	OT
FG%	12-25	48.0%	15-32	46.9%	
3PT%	4-10	40.0%	1-6	16.7%	
FT%	13-14	92.9%	10-14	71.4%	
2 nd FG%	12-23	52.2%	10-26	38.5%	
3PT%	1-8	12.5%	7-14	50.0%	
FT%	8-9	88.9%	10-14	71.4%	
GM FG%	24-48	50.0%	10-26	38.5%	
3PT%	5-18	27.8%	7-14	50.0%	
FT%	21-23	91.3%	10-14	71.4%	

Dead Ball Rebounds: 1, 0

Biggest lead	AFA	FST	Points from Turnovers	AFA	FST	Period by Period Scoring
0 (1 st 20:00)	18 (2 nd 11:01)	8	16	1st	2nd	TOT
Best Scoring Run	9 (1 st 11:04)	14 (1 st 14:25)	Paint	14	38	
Lead Changes	0	0	Second Chance	8	4	
Times Tied	1	1	Fast Breaks	7	11	
Time with Lead	00:00	38:46	Bench	8	5	



Official Basketball Box Score - Final
Fresno St. at New Mexico
01/20/25 The Pit, Albuquerque, NM
2024-25 Men's Basketball

Game Time: 3:00 PM
Game Duration: 1:50
Attendance: 13,111

Officials: Randy McCall, Brian Dorsey, Crystal Hogan

Fresno St. - 67

Record: 5-14 (1-7)

Team 31 - 67		Team 32 - 67															
NO.	Name	Min	FG	3P	FT	Rebounds	Fouls	TP	AS	TO	ST	Blocks	+/-				
			MA	MA	MA	OR	DR	PF	FD			BS	BA				
3	Elijah Price	F 26:54	5-12	0-1	2-3	1	10	11	3	3	12	1	3	0	1	2	-10
7	Pierre Geneste Jr.	F 15:17	1-5	0-0	0-0	2	1	3	1	0	2	0	0	0	0	0	-13
8	Alex Crawford	F 34:35	6-12	0-2	0-0	1	2	3	1	1	12	2	3	1	1	0	-35
5	Jalen Weaver	G 32:58	5-8	1-3	3-3	0	4	4	0	3	14	2	3	3	0	0	-20
10	Zaon Collins	G 31:08	1-8	0-3	0-0	0	3	3	2	2	9	2	2	0	2	0	-21
23	Mor Seck	13:24	2-4	0-0	0-1	1	2	1	1	4	0	0	0	3	0	0	-19
21	Brian Amunike	23:22	4-8	3-6	7-8	1	1	2	2	5	18	1	1	1	0	0	-19
0	Jasir Tremble	18:39	1-11	1-9	0-0	1	1	1	0	0	3	2	1	0	0	0	-12
6	Joshua Bonga	03:43	0-1	0-1	0-0	0	1	1	0	0	0	0	0	0	0	0	-2
Team						1	4	5	0	0	1	0	0	0	0	0	0
Totals			25:69	5:25	12:15	7	28	35	11	15	67	17	14	9	5	4	-28

Technical Fouls:NONE

Shooting By Period	1 st	2 nd	3 rd	4 th	OT
FG%	10-33	30.3%	15-32	46.9%	
3PT%	3-12	25.0%	1-6	16.7%	
FT%	4-5	80%	10-14	71.4%	
2 nd FG%	15-36	41.7%	10-26	38.5%	
3PT%	2-13	15.4%	7-14	50.0%	
FT%	8-10	80%	10-14	71.4%	
GM FG%	25-69	36.2%	10-26	38.5%	
3PT%	5-25	20.0%	7-14	50.0%	
FT%	12-15	80.0%	10-14	71.4%	

Dead Ball Rebounds: 1, 0

New Mexico - 95

Record: 16-4 (8-1)

New Name - 95															Record: 164 (8-5)									
NO.	Name	FG	MA	3P	MA	FT	Rebounds	OR	DR	TO	Fouls	TP	AS	TO	ST	Blocks	BS	+/-						
		Min																						
8	Filip Borovicarin	F 18:58	3-5	0-0	0-0	0	0	3	3	2	1	6	1	0	1	0	0	13						
22	Mustapha Amzil	F 20:27	6-8	3-4	0-0	2	5	7	3	3	15	3	1	2	0	0	0	26						
23	Nelly Joseph	F 25:20	3-6	0-0	4-8	4	11	15	0	4	10	1	3	0	0	1	20							
2	Donovan Dent	G 32:10	9-17	0-2	2-3	0	4	4	2	3	20	9	2	1	1	1	32							
3	Tru Washington	G 21:35	5-9	3-5	0-0	0	1	1	0	0	13	2	0	1	1	0	33							
0	CJ Noland	21:20	3-13	2-6	0-0	1	4	5	2	0	8	3	2	0	0	2	4							
6	Atki Ally Atki	10:34	1-3	0-0	0-0	1	3	4	1	0	2	0	0	1	1	0	7							
24	Jovan Milevovic	17:43	4-6	3-5	0-0	2	2	4	1	0	11	1	3	1	1	0	2							
4	Kayde Dotson	07:50	0-1	0-0	0-0	0	0	0	0	0	0	1	2	0	0	0	-4							
1	Bradren Appels	14:01	2-8	2-6	0-0	1	1	2	2	0	6	2	1	0	0	1	5							
7	Abraham Webb	05:56	0-0	0-0	0-0	0	0	0	0	0	0	0	0	0	0	0	0							
7	Ibrahim Asfars	04:06	2-2	0-0	0-0	3	3	3	2	0	4	0	0	0	0	0	1							
Team							4	2	6	0	0	0	0	0										
Totals			38-78	13-30	1-15	15	59	54	15	11	95	23	13	8	4	5	28							

BOX SCORES



Official Basketball Box Score - Final
Fresno St. at Wyoming
01/28/25 Arena Auditorium, Laramie
2024-25 Men's Basketball

Game Time: 6:30 PM
Game Duration: 2:10
Attendance: 3,955

Officials: Michael Irving, Kevin Brill, Thomas Nunez

Fresno St. - 72

Record: 5-16 (1-9)

NO. Name	Min	FG	3P	FT	Rebounds	Fouls	TP	AS	TO	ST	Blocks	+/-
		M-A	M-A	M-A	OR DR TOT	PF	FF				BS BA	
3 Elijah Price	F 38:52	3-8	0-2	5-8	6 6 12	4 6	11	1	3	2	2 1 -4	
8 Alex Crawford	F 38:21	4-12	0-3	1-2	6 4 10	4 4	9	2	4	4	0 1 -16	
23 Mor Seck	C 17:35	3-3	0-0	1-1	1 0 1	1 2	7	0	2	1	0 0 -6	
5 Jalen Weaver	G 39:27	9-21	3-10	2-4	0 6 6	1 4	23	2	1	2	0 1 -6	
10 Zaeon Collins	G 35:34	2-10	0-1	2-2	0 2 2	2 2	6	7	3	3	0 0 -15	
0 Jasir Tremble	14:56	1-3	0-2	0-0	0 0 0	1 0	2	1	1	0	0 0 -3	
7 Pierre Geneste Jr.	12:19	1-1	0-0	0-0	0 2 2	0 0	2	0	0	0	0 0 -14	
21 Brian Amuneke	27:56	4-8	2-4	2-2	1 0 1	1 2	12	0	0	1	0 1 -3	
Team					4 0 4		0		1			
Totals		27-66	5-22	13-19	18 20 38	14 20	72	13	15	13	2 4 -11	

Technical Fouls: NONE

Shooting By Period	1st	2nd	3rd	4th	OT
1st FG%	12-29	41.4%			
3PT%	3-12	25.0%			
FT%	3-5	60%			
2nd FG%	13-25	52.0%			
3PT%	2-5	40.0%			
FT%	8-12	75%			
OT FG%	2-12	16.7%			
3PT%	0-5	0.0%			
FT%	1-2	50%			
GM FG%	27-66	40.9%			
3PT%	5-22	22.7%			
FT%	13-19	68.4%			

Dead Ball Rebounds: 2.0

Wyoming - 83

Record: 11-10 (4-6)

NO. Name	Min	FG	3P	FT	Rebounds	Fouls	TP	AS	TO	ST	Blocks	+/-
		M-A	M-A	M-A	OR DR TOT	PF	FF				BS BA	
8 Cole Henry	F 32:02	3-3	0-0	2-3	0 1 1	4 2	8	4	1	1	0 0 21	
5 Obi Agbim	G 35:00	6-9	5-7	0-0	1 2 3	4 0	17	5	3	3	1 0 14	
7 Matija Belic	G 20:05	2-5	0-2	0-0	1 2 3	1 2	4	0	2	0	0 0 -10	
11 Dontae Allen	G 26:13	4-12	4-11	2-2	1 3 4	2 2	14	2	3	0	0 1 10	
16 Jordan Nesbitt	G 34:59	2-5	2-5	4-6	2 8 10	2 6	10	4	3	0	1 0 14	
2 Kobe Newton	34:38	6-10	4-8	2-2	0 7 7	4 1	18	4	2	1	0 1 19	
9 Abou Magassa	07:20	0-1	0-0	0-0	1 0 1	1 0	0	1	0	0	1 1 1	
25 Touko Tainamo	09:16	3-6	0-0	0-0	1 0 1	0 0	6	0	1	0	0 0 -10	
3 A.J. Wills	21:45	2-5	2-3	0-0	2 1 3	1 1	6	3	2	0	0 0 -4	
15 Oleg Kojenets	01:26	0-1	0-0	0-0	0 0 0	1 0	0	0	0	0	0 0 -2	
12 Scottie Ebube	02:16	0-0	0-0	0-0	0 0 0	0 0	0	0	0	0	0 0 2	
Team					1 1 2		0		1			
Totals		28-57	17-36	10-13	10 25 35	20 14	83	23	18	5	4 2 11	

Technical Fouls: NONE

	FRES	WYO
Biggest lead	5 (1 st 16:55)	13 (2 nd 16:03)
Best Scoring Run	9 (2 nd 1:25)	12 (2 nd 16:03)
Lead Changes	6	
Times Tied	4	
Time with Lead	06:03	36:42

Points from	FRES	WYO
Turnovers	18	17
Paint	40	22
Second Chance	11	14
Fast Breaks	11	0
Bench	16	30

Period by Period Scoring	1st	2nd	OT1	TOT
FRES	30	37	5	72
WYO	31	36	16	83



Official Basketball Box Score - Final
Fresno St. at Boise St.
02/01/25 ExtrMile Arena, Boise
2024-25 Men's Basketball

Game Time: 2:00 PM
Game Duration: 1:46
Attendance: 10,853

Officials: Verne Harris, Chad Barlow, Mike Pearson

Fresno St. - 60

Record: 5-17 (1-10)

NO. Name	Min	FG	3P	FT	Rebounds	Fouls	TP	AS	TO	ST	Blocks	+/-
		M-A	M-A	M-A	OR DR TOT	PF	FF				BS BA	
3 Elijah Price	F 31:10	3-10	0-2	5-6	3 0 3	1 7	11	1	2	1	3 0 -21	
8 Alex Crawford	F 37:39	6-9	0-2	3-3	0 2 2	3 1	15	4	1	0	1 1 -23	
23 Mor Seck	C 20:40	0-3	0-0	1-2	1 7 8	5 2	1	0	0	1	1 1 -7	
5 Jalen Weaver	G 31:49	3-9	1-2	1-2	0 3 3	1 3	8	0	2	1	0 1 -14	
10 Zaeon Collins	G 34:29	3-7	1-2	2-2	0 7 7	1 2	9	2	0	0	0 0 -17	
21 Brian Amuneke	26:28	6-13	2-6	2-3	0 0 3	2 1	16	1	2	0	0 1 -12	
0 Jasir Tremble	12:18	0-2	0-1	0-0	0 0 0	0 0	0	0	4	1	0 0 -12	
6 Joshua Bonga	05:27	0-2	0-2	0-0	0 0 0	1 0	0	0	0	0	0 0 -4	
Team					1 1 2		0		2			
Totals		21-55	4-17	14-17	8 20 28	14 16	60	8	13	4	5 4 -22	

Technical Fouls: NONE

Shooting By Period	1st	2nd	3rd	4th	OT
1st FG%	9-30	30.0%			
3PT%	3-11	27.3%			
FT%	5-7	71.4%			
2nd FG%	12-25	48.0%			
3PT%	1-6	16.7%			
FT%	9-10	90%			
GM FG%	21-55	38.2%			
3PT%	4-17	23.5%			
FT%	14-17	82.4%			

Dead Ball Rebounds: 3.1

Boise St. - 82

Record: 15-7 (7-4)

NO. Name	Min	FG	3P	FT	Rebounds	Fouls	TP	AS	TO	ST	Blocks	+/-
		M-A	M-A	M-A	OR DR TOT	PF	FF				BS BA	
2 Tyson Degenhart	F 33:08	5-9	0-2	3-4	2 7 9	1 5	13	1	1	0	1 1 17	
10 Emmanuel Ugbo	F 05:23	1-2	0-0	0-0	0 1 1	0 0	2	0	0	0	0 0 -2	
13 Andrew Meadow	F 29:16	7-13	3-8	3-3	1 2 3	4 3	20	1	0	1	1 1 16	
5 RJ Keane	G 14:27	0-2	0-1	0-0	1 4 5	2 0	0	2	0	0	1 1 4	
11 Alvaro Cardenas	G 35:21	5-9	3-6	0-0	0 1 1	2 2	13	7	2	1	0 0 26	
22 Javan Buchanan	24:46	3-5	1-1	3-3	2 4 6	3 2	10	1	2	1	0 1 18	
0 Julian Bowie	23:17	3-8	3-7	0-0	0 4 4	0 0	9	3	0	0	1 0 21	
1 O'Mar Stanley	16:22	4-7	0-0	2-2	4 2 6	4 2	10	3	3	0	0 0 13	
6 Pearson Carmichael	12:19	2-5	1-3	0-0	1 1 2	0 0	5	0	0	0	0 1 4	
7 Chris Lockett	03:31	0-1	0-0	0-0	0 0 0	0 0	0	0	1	1	0 0 -4	
44 Dylan Anderson	02:10	0-1	0-1	0-0	0 0 0	0 0	0	0	1	0	0 0 -3	
Team					0 0 0		0		1			
Totals		30-62	11-29	11-12	11 26 37	16 14	82	18	11	4	4 5 22	

Technical Fouls: NONE

	FSU	BOI
Biggest lead	3 (1 st 18:46)	27 (2 nd 3:58)
Best Scoring Run	5 (1 st 6:12)	15 (1 st 8:03)
Lead Changes	3	
Times Tied	2	
Time with Lead	02:25	35:40

Points from	FSU	BOI
Turnovers	12	11
Paint	30	38
Second Chance	7	12
Fast Breaks	6	6
Bench	16	34

Period by Period Scoring	1st	2nd	TOT
FSU	26	34	60
BOI	44	38	82



Official Basketball Box Score - Final
San Jose St. at Fresno St.
02/04/25 Save Mart Center, Fresno
2024-25 Men's Basketball

Game Time: 7:00 PM
Game Duration: 2:24
Attendance: 4,257

Officials: Kelly Pfeiler, Scott Brown, John Floyd

San Jose St. - 94

Record: 12-12 (5-7)

NO. Name	Min	FG	3P	FT	Rebounds	Fouls	TP	AS	TO	ST	Blocks	+/-
		M-A	M-A	M-A	OR DR TOT	PF	FF				BS BA	
22 Robert Vaihola	C 18:40	2-4	0-0	0-0	0 2 2	5 1	4	2	3	1	0 1 -7	
0 Donovan Yap Jr.	G 39:58	5-12	2-7	1-1	1 3 4	3 2	13	4	1	0	0 0 6	
1 Will McClendon	G 45:07	3-12	2-6	2-2	2 4 6	2 1	10	4	2	0	0 1 3	
5 Latrell Davis	G 48:12	11-18	6-11	2-2	0 6 6	2 5	30	4	3	4	0 3 2	
9 Josh Udjee	G 41:42	10-21	3-9	7-8	2 9 11	3 5	30	4	4	2	2 0 9	
15 Choi Marial	31:12	2-2	0-0	0-0	1 5 6	5 0	4	0	0	1	3 0 9	
13 Jermaine Washington	20:21	0-3	0-2	0-0	1 0 1	1 0	0	0	0	0	0 0 -7	
33 Steven Vasquez Jr.	04:48	1-1	1-1	0-0	0 2 2	0 0	3	0	0	0	0 0 -1	
Team					2 3 5		0		0			
Totals		34-73	14-36	12-13	9 32 41	22 14	94	18	16	8	5 5 3	

Technical Fouls: Bench 2nd OT 3:08

Shooting By Period	1st	2nd	3rd	4th	OT
1st FG%	12-31	38.7%			
3PT%	4-14	28.6%			
FT%	3-3	100%			
2nd FG%	14-29	48.3%			
3PT%	4-14	28.6%			
FT%	4-5	80%			
OT FG%	8-13	61.5%			
3PT%	6-8	75.0%			
FT%	5-5	100%			
GM FG%	34-73	46.6%			
3PT%	14-36	38.9%			
FT%	12-13	92.3%			

Dead Ball Rebounds: 0.0

Fresno St. - 91

Record: 5-18 (1-11)

NO. Name	Min	FG	3P	FT	Rebounds	Fouls	TP	AS	TO	ST	Blocks	+/-
		M-A	M-A	M-A	OR DR TOT	PF	FF				BS BA	
3 Elijah Price	F 40:49	5-11	0-2	7-8	4 3 7	5 9	17	0	2	3	2 1 5	
8 Alex Crawford	F 46:00	3-16	0-2	0-1	3 3 6	0 1	6	1	3	1	1 1 -2	
23 Mor Seck	C 12:43	2-2	0-0	0-0	0 0 0	3 0	4	0	1	0	0 0 -11	
5 Jalen Weaver	G 47:29	8-16	1-2	6-8	2 4 6	3 4	23	5	3	0	1 1 9	
10 Zaeon Collins	G 46:13	8-20	1-3	5-6	1 7 8	2 4	22	6	2	3	0 1 1	
7 Pierre Geneste Jr.	09:33	0-1	0-0	0-0	1 1 2	0 1	0	1	0	1	0 0 -2	
21 Brian Amuneke	41:28	7-11	3-5	2-2	0 7 7	1 2	19	0	2	4	0 1 1	
0 Jasir Tremble	05:45	0-2	0-1	0-0	0 1 1	0 0	0	1	1	0	0 0 -7	
Team					7 5 12		0		0			
Totals		33-79	5-15	20-25	18 31 49	14 21	91	13	15	11	5 5 -3	

Technical Fouls: NONE

	SJS	FST
Biggest lead	9 (1 st 6:18)	7 (2 nd 2:19)
Best Scoring Run	10 (2 nd 8:47)	10 (2 nd 10:49)
Lead Changes	13	
Times Tied	10	
Time with Lead	32:13	10:30

Points from	SJS	FST
Turnovers	16	12
Paint	38	56
Second Chance	10	17
Fast Breaks	15	9
Bench	7	19

Period by Period Scoring					
	1st	2nd	OT1	OT2	TOT
SJS	31	36	11	16	94
FST	29	38	11	13	91

BOX SCORES



Official Basketball Box Score - Final
Fresno St. at Nevada
02/10/25 Lawlor Events Center, Reno
2024-25 Men's Basketball

Game Time: 8:00 PM
Game Duration: 1:55
Attendance: 7,146

Officials: Michael Irving, Jeffery Anderson, Kevin Bill

Fresno St. - 69

Record: 5-20 (1-13)

NO. Name	Min	FG	3P	FT	Rebounds	Fouls	TP	AS	TO	ST	Blocks	+/-
		M-A	M-A	M-A	OR DR TOT	PF					BS BA	
3 Elijah Price	F 31:24	3-9	0-0	3-3	4 5 9	2 4	9	4	3	0	0 1	-9
8 Alex Crawford	F 29:29	4-11	1-6	1-3	2 1 3	2 2	10	1	4	2	0 1	-24
23 Mor Seck	C 15:17	0-0	0-0	1-2	0 2 2	2 1	1	0	1	1	1 0	-9
5 Jalen Weaver	G 32:15	4-13	1-5	3-4	2 2 4	0 2	12	0	2	0	0 2	-21
10 Zion Collins	G 31:39	1-4	0-1	2-4	0 2 2	0 3	4	9	2	2	0 0	-19
7 Pierre Geneste Jr.	G 04:41	0-0	0-0	0-0	0 0 0	2 0	0	0	1	0	0 0	-19
21 Brian Amunke	27:53	4-5	4-5	2-2	0 2 2	3 2	14	1	2	1	0 0	-12
0 Jasir Tremble	20:25	6-10	5-8	2-4	0 2 2	1 2	19	2	2	2	0 0	-9
6 Joshua Bonga	02:57	0-0	0-0	0-0	0 0 0	0 0	0	0	0	0	0 0	-3
Team					2 2 4		0		1			
Totals		22-52	11-25	14-22	10 18 28	12 16	69	17	18	8	1 4	-25

Technical Fouls: NONE

Shooting By Period
1 st FG% 10-23 43.5%
3PT% 5-13 38.5%
FT% 6-8 75%
2 nd FG% 12-29 41.4%
3PT% 6-12 50.0%
FT% 8-14 57.1%
GM FG% 22-52 42.3%
3PT% 11-25 44.0%
FT% 14-22 63.6%

Dead Ball Rebounds: 2, 0



Official Basketball Box Score - Final
UNLV at Fresno St.
02/15/25 Save Mart Center, Fresno
2024-25 Men's Basketball

Game Time: 4:00 PM
Game Duration: 1:44
Attendance: 5,289

Officials: Mike Littlewood, Ian Cadwell, Tim Comer

UNLV - 52

Record: 14-12 (8-7)

NO. Name	Min	FG	3P	FT	Rebounds	Fouls	TP	AS	TO	ST	Blocks	+/-
		M-A	M-A	M-A	OR DR TOT	PF					BS BA	
1 Jalen Hill	F 20:18	1-3	0-1	0-0	1 4 5	2 2	2	0	4	2	1 0	-4
45 Jeremiah "Bear" Cherry	F 24:46	2-6	0-0	1-1	2 4 6	3 1	5	1	0	1	4 3	10
10 Jaden Henley	G 34:54	6-14	1-4	0-1	2 7 9	1 1	13	0	2	2	0 0	7
11 Dedan Thomas Jr.	G 36:10	3-10	1-3	0-1	0 2 2	1 3	7	7	1	1	0 0	3
20 Julian Richman	G 31:59	3-12	1-7	1-1	2 2 4	2 2	8	3	2	2	0 1	5
13 Brooklyn Hicks	G 12:18	0-3	0-1	0-0	2 0 2	1 0	0	0	0	0	0 0	-4
14 Jalen Bedford	24:24	5-15	3-9	0-0	1 5 6	1 0	13	0	2	1	0 2	-3
22 Pape N'Diaye	15:11	2-2	0-0	0-0	1 4 5	1 0	4	0	0	0	2 0	-9
Team					4 2 6		0		2			
Totals		22-65	6-25	2-4	15 30 45	12 9	52	11	13	9	7 6	1

Technical Fouls: NONE

Shooting By Period
1 st FG% 11-39 28.2%
3PT% 3-17 17.6%
FT% 1-1 100%
2 nd FG% 11-26 42.3%
3PT% 3-8 37.5%
FT% 1-3 33.3%
GM FG% 22-65 33.8%
3PT% 6-25 24.0%
FT% 2-4 50.0%

Dead Ball Rebounds: 0, 0

Fresno St. - 51

Record: 5-21 (1-14)

NO. Name	Min	FG	3P	FT	Rebounds	Fouls	TP	AS	TO	ST	Blocks	+/-
		M-A	M-A	M-A	OR DR TOT	PF					BS BA	
3 Elijah Price	F 32:58	5-8	0-1	5-9	6 6 12	0 6	15	0	4	3	2 0	1
8 Alex Crawford	F 35:05	3-10	2-4	0-0	1 2 3	3 0	8	2	1	1	3 2	-5
23 Mor Seck	C 09:14	0-2	0-0	0-0	0 4 4	0 0	0	0	0	0	0 0	-3
5 Jalen Weaver	G 36:19	2-13	2-9	2-2	0 2 2	1 2	8	1	3	0	1 0	0
10 Zion Collins	G 33:56	3-10	0-0	0-0	1 6 7	1 1	6	7	1	1	1 2	-1
7 Pierre Geneste Jr.	12:04	1-1	0-0	1-2	0 4 4	0 1	3	0	0	0	0 0	3
0 Jasir Tremble	10:33	1-5	0-1	0-0	0 0 0	0 0	1	2	1	3	0 0	-3
21 Brian Amunke	27:44	2-6	2-4	3-3	0 4 4	3 2	9	0	0	1	0 2	6
6 Joshua Bonga	02:08	0-1	0-1	0-0	0 0 0	0 0	0	0	0	0	0 0	-3
Team					3 1 4		0		0			
Totals		17-56	6-20	11-16	11 29 40	9 12	51	11	12	6	6 7	-1

Technical Fouls: NONE

Shooting By Period
1 st FG% 6-27 22.2%
3PT% 3-12 25.0%
FT% 3-6 50.0%
2 nd FG% 11-29 37.9%
3PT% 3-8 37.5%
FT% 8-10 80%
GM FG% 17-56 30.4%
3PT% 6-20 30.0%
FT% 11-16 68.8%

Dead Ball Rebounds: 3, 1

	NLV	FST	Points from Turnovers	NLV	FST	Period by Period Scoring
Biggest lead	11 (1 st 0:17)	1 (2 nd 1:02)	13	11		
Best Scoring Run	9 (1 st 0:17)	12 (2 nd 1:02)	26	22		
Lead Changes	2		Second Chance	16	9	
Times Tied	2		Fast Breaks	11	8	
Time with Lead	35:59	00:20	Bench	17	14	
			FST	18	33	51



Official Basketball Box Score - Final
Fresno State at San Diego State
02/18/25 Steve Fisher Court at Viejas Arena, San Diego
2024-25 Men's Basketball

Game Time: 8:00 PM
Game Duration: 1:41
Attendance: 12,114

Officials: Mike Reed, Chad Barlow, Juan Corral

Fresno State - 60

Record: 5-22 (1-15)

NO. Name	Min	FG	3P	FT	Rebounds	Fouls	TP	AS	TO	ST	Blocks	+/-
		M-A	M-A	M-A	OR DR TOT	PF					BS BA	
3 Elijah Price	F 28:43	2-5	0-0	1-1	0 1 1	2 4	5	1	4	4	1 2	-23
8 Alex Crawford	F 33:46	6-11	1-4	2-2	1 3 4	0 2	15	0	5	0	0 0	-24
23 Mor Seck	C 20:22	2-4	0-0	0-0	1 1 2	0 6	1	0	0	0	0 0	-14
5 Jalen Weaver	G 35:06	6-16	2-9	2-3	0 2 2	0 2	16	0	1	1	0 0	-26
10 Zion Collins	G 28:45	1-5	0-2	2-2	1 5 6	4 3	4	4	1	0	0 2	-25
7 Pierre Geneste Jr.	07:06	1-2	0-0	0-1	0 0 1	1 0	2	0	1	0	1 1	-2
21 Brian Amunke	27:47	4-8	1-3	0-0	0 2 2	0 0	9	1	1	1	0 1	-4
0 Jasir Tremble	15:08	1-4	1-2	0-0	0 0 0	0 1	3	2	1	2	0 0	-5
6 Joshua Bonga	03:17	0-0	0-0	0-0	0 0 0	0 0	0	0	0	0	0 0	4
Team					1 3 4		0		2			
Totals		24-55	5-19	7-8	4 17 21	10 11	60	9	16	8	2 6	-23

Technical Fouls: Collins 2nd 6:38

Shooting By Period
1 st FG% 10-27 37.0%
3PT% 1-9 11.1%
FT% 2-2 100%
2 nd FG% 14-28 50.0%
3PT% 4-10 40.0%
FT% 5-6 83.3%
GM FG% 24-55 43.6%
3PT% 5-19 26.3%
FT% 7-8 87.5%

Dead Ball Rebounds: 4, 1

San Diego State - 83

Record: 18-6 (11-4)

NO. Name	Min	FG	3P	FT	Rebounds	Fouls	TP	AS	TO	ST	Blocks	+/-
		M-A	M-A	M-A	OR DR TOT	PF					BS BA	
0 Magon Gwath	F 23:20	6-8	2-2	0-0	0 6 6	1 0	14	0	1	0	3 0	26
31 Jared Coleman-Jones	F 20:51	1-3	0-1	0-0	2 0 2	1 1	2	1	0	1	0 0	18
2 Nick Boyd	G 28:18	8-12	1-4	2-2	0 2 2	1 2	19	7	1	0	0 0	27
10 BJ Davis	G 02:32	0-2	0-0	0-0	1 1 0	0 0	0	0	0	0	0 0	3
21 Miles Byrd	G 24:30	3-5	0-2	2-2	0 2 0	0 1	8	4	2	5	1 0	24
3 Wayne McKinney III	26:45	5-11	3-6	2-2	0 2 2	2 4	15	2	0	0	1 0	20
5 Pharaoh Compton	12:01	4-4	0-0	0-0	1 0 1	2 0	8	0	0	1	0 0	2
24 Tai DeGouville	26:49	2-6	1-5	1-2	0 2 2	0 1	6	4	3	0	0 0	3
40 Miles Heide	18:46	3-5	0-0	0-0	3 3 6	1 0	6	1	0	1	0 1	11
23 Kim Ferreri	13:36	2-5	1-4	0-0	0 3 3	2 0	5	1	1	0	0 0	0
11 Demarshay Johnson Jr.	03:17	0-1	0-0	0-0	0 0 0	0 0	0	0	0	0	0 1	-4
4 Desai Lopez	01:45	0-1	0-0	0-0	1 0 1	1 0	0	0	0	0	0 1	-4
6 Ryan Schwarz	01:45	0-0	0-0	0-0	0 0 0	0 0	0	0	0	0	0 0	-4
8 Cam Lawin	01:45	0-0	0-0	0-0	0 1 1	0 0	0	1	0	0	0 0	-4
Team					2 4 6		0		1			
Totals		34-63	8-26	7-8	11 24 35	11 9	83	20	10	8	6 2	23

Technical Fouls: NONE

	FST	SDSU	Points from Turnovers	FST	SDSU	Period by Period Scoring
Biggest lead	0 (1 st 20:00)	32 (2 nd 8:29)	9	20		
Best Scoring Run	6 (2 nd 0:06)	7 (1 st 4:27)	38	48		
Lead Changes	0		4	14		
Times Tied	0		5	10		
Time with Lead	00:00	39:27	14	40		
			FST	23	37	60
			SDSU	43	40	83



Official Basketball Box Score - Final
Fresno St. at Air Force
02/22/25 Clune Arena, U.S. Air Force Academy
2024-25 Men's Basketball

Game Time: 1:00 PM
Game Duration: 2:06
Attendance: 2,276

Officials: Nate Harris, Scott Brown, Amy Bonner

Fresno St. - 69

Record: 5-23 (1-16)

NO. Name	Min	FG	3P	FT	Rebounds	Fouls	TP	AS	TO	ST	Blocks	+/-
		M-A	M-A	M-A	OR DR TOT	PF					BS BA	
3 Elijah Price	F 42:20	5-10	0-0	4-6	3 8 11	2 3	14	4	4	0	0 1	-2
8 Alex Crawford	F 41:41	6-11	0-1	2-2	1 10 11	3 3	14	2	2	0	1 1	-10
23 Mor Seck	C 28:08	4-4	0-0	0-0	2 2 4	1 2	8	0	1	0	2 0	20
0 Jasir Tremble	G 43:37	6-18	1-6	2-2	0 2 2	1 3	15	2	3	4	1 0	-2
21 Brian Amunke	G 38:02	6-11	3-7	3-4	0 6 6	2 4	18	0	0	1	1 0	-2
6 Joshua Bonga	16:24	0-1	0-0	0-0	2 2 2	0 1	0	1	2	0	0 1	-2
7 Pierre Geneste Jr.	14:48	0-1	0-0	0-2	1 0 1	1 2	0	0	0	0	0 0	-17
Team					0 1 1		0		0			
Totals		27-56	4-14	11-16	7 31 38	11 17	69	9	12	5	5 3	-3

Technical Fouls: NONE

Shooting By Period
1 st FG% 12-24 50.0%
3PT% 2-3 66.7%
FT% 6-10 60%
2 nd FG% 12-22 54.5%
3PT% 2-7 28.6%
FT% 3-4 75%
OT FG% 3-10 30.0%
3PT% 0-4 0.0%
FT% 2-2 100%
GM FG% 27-56 48.2%
3PT% 4-14 28.6%
FT% 11-16 68.8%

Dead Ball Rebounds: 4, 0

Air Force - 72

Record: 4-23 (1-15)

NO. Name	Min	FG	3P	FT	Rebounds	Fouls	TP	AS	TO	ST	Blocks	+/-			
		M/A	M/A	M/A	OR DR TOT	PF	FD								
3 Luke Kearney	F 39:14	7-17	3-11	2-3	1 3 4	4	1	2	19	3	0	2	0	1	-3
13 Chase Beasley	F 22:06	1-2	1-2	0-0	0 4 0	2	3	4	1	3	0	0	2	0	2
5 Wesley Czelchowski	C 29:28	2-5	0-1	0-2	2 1 3	3	4	2	1	0	1	2	1	3	0
5 Ethan Taylor	G 41:34	3-12	1-6	0-0	0 8 8	2	1	4	2	1	8	2	3	0	2
24 Jeffery Mills	G 43:41	5-11	3-6	0-0	2 4 4	0	0	0	0	0	0	0	0	5	5
6 Will Cooper	G 31:21	6-12	6-12	0-0	3 3 6	3	3	2	21	1	2	0	1	0	1
10 Caleb Walker	06:09	0-0	0-0	1 0 1	1 0 0	1	0	0	0	0	0	0	0	1	1
11 Byron Brown	02:24	0-0	0-0	0 0 0	1 1 0	0	0	1	0	0	0	0	0	0	2
14 Brett Becker	09:23	1-4	1-2	2-3	1 0 1	1	1	5	1	1	0	0	0	0	1
Team					0 4 4	0	0	0	2						
Totals		25-63	15-40	7-11	7 23 30	17	11	72	20	10	9	3	5	3	3

BOX SCORES



Official Basketball Box Score - Final
Boise St. at Fresno St.
03/01/25 Save Mart Center, Fresno
2024-25 Men's Basketball

Game Time: 4:00 PM
Game Duration: 1:51
Attendance: 7,307

Officials: Mike Reed, Larry Scrotto, Ian Caldwell

Boise St. - 66

Record: 21-8 (13-5)

NO.	Name	Min	FG		3P		FT		Rebounds		Fouls		TP	AS	TO	ST	Blocks		B/A	
			M-A	P-A	M-A	P-A	M-A	P-A	OR	DR	TOT	PF					FD	BS		BA
2	Tyson Degenhart	F 34:40	5-10	2-4	2-3	6	5	11	2	3	14	3	0	2	0	2	2	2	2	
6	Pearson Carmichael	F 14:12	1-4	0-2	0-0	1	1	2	1	0	2	1	2	0	0	0	0	0	-8	
10	Emmanuel Ugbo	F 12:20	2-2	0-0	2-2	0	0	0	3	2	6	0	0	0	2	0	0	8		
13	Andrew Meadow	F 36:26	7-17	2-9	6-7	2	4	6	1	4	22	0	1	0	0	0	0	10		
11	Alvaro Cardenas	G 36:19	3-10	2-7	2-2	2	7	9	3	4	10	6	0	1	0	0	0	9		
1	O'Mar Stanley	17:06	1-3	0-0	3-4	2	2	4	0	3	5	0	0	0	0	0	0	-9		
5	RJ Keene	23:32	1-4	1-4	0-0	1	1	2	0	0	3	2	1	0	1	0	0	9		
0	Julian Bowie	04:31	0-3	0-1	0-0	0	0	0	0	0	0	0	1	1	0	0	0	-5		
22	Javan Buchanan	16:32	1-3	0-2	2-2	1	2	3	4	0	4	1	4	1	2	0	7			
7	Chris Lockett	04:22	0-0	0-0	0-0	0	0	0	0	0	0	0	1	0	0	0	2			
Team																				
Totals			21-56	7-29	17-20	17	26	43	14	16	66	14	11	5	5	2	5			

Technical Fouls: NONE

Shooting By Period		
1 st FG%	6-26	28.6%
3PT%	4-15	26.7%
FT%	7-9	77.8%
2 nd FG%	13-28	46.4%
FT%	10-11	90.9%
GM FG%	21-56	37.5%
3PT%	7-29	24.1%
FT%	17-20	85.0%

Dead Ball Rebounds: 1, 0



Official Basketball Box Score - Final
Wyoming at Fresno St.
03/04/25 Save Mart Center, Fresno
2024-25 Men's Basketball

Game Time: 7:00 PM
Game Duration: 1:56
Attendance: 3,941

Officials: Verne Harris, Blanca Burns, Jourdan Love

Wyoming - 58

Record: 12-19 (5-15)

NO.	Name		Min	FG M-A	3P M-A	FT M-A	Rebounds OR DR TOT	Fouls PF	TP	AS	TO	ST	Blocks BS BA	+/-
8	Cole Henry	F	26:13	2-7	0-0	0-0	3 2 5	3 0 4	2	1	0	0	0	0
2	Kobe Newton	G	35:28	5-12	5-11	0-0	3 3 3	2 2 15	1	2	0	0	0	-6
5	Obi Agbim	G	40:00	6-18	5-16	0-0	0 2 2	1 3 17	5	1	3	0	0	-4
7	Maija Belic	G	05:38	0-3	0-2	1-2	0 1 1	4 1 1	1	1	0	1	0	0
11	Dontae Allen	G	37:20	4-12	2-9	4-4	2 3 5	5 3 14	1	0	0	1	1	0
9	Abou Magassa	G	01:24	0-1	0-0	0-0	0 0 0	0 0 0	0	0	0	0	0	-5
25	Touko Tainamo		19:32	1-4	0-0	1-4	4 4 8	1 3 3	3	3	0	1	1	0
12	Scottie Ebube		13:47	2-2	0-0	0-0	1 2 3	2 0 4	0	2	0	1	0	2
16	Jordan Nesbitt		20:38	0-2	0-2	0-0	3 2 5	5 3 0	0	1	0	0	1	7
Team							1 0 1	0	0	1				
Totals				20-61	12-40	6-10	14 19 33	23 15 58	14	7	5	4	2	-4

Technical Fouls: NONE

Shooting By Period		
1 st FG%	9-30	30.0%
3PT%	4-17	23.5%
FT%	2-4	50%
2 nd FG%	11-31	35.5%
FT%	8-23	34.8%
GM FG%	20-61	32.8%
3PT%	12-40	30.0%
FT%	6-10	60.0%

Dead Ball Rebounds: 2, 0

Fresno St. - 61

Record: 5-24 (1-17)

NO.	Name	Min	FG	3P	FT	Rebounds	Fouls	TP	AS	TO	ST	Blocks	Bs	+/-																																	
			M-A	M-A	M-A	OR	DR	PF	FF																																						
3	Elijah Price	F 33:07	2-6	0-0	2-3	4	7	11	3	3	6	0	3	1	2	2	4																														
8	Alex Crawford	F 29:05	1-5	0-1	0-0	1	0	1	2	1	2	1	0	1	1	0	-6																														
23	Mor Seck	C 25:03	0-4	0-0	3-4	3	5	8	3	3	3	0	0	1	0	0	-4																														
10	Zaon Collins	G 38:56	6-13	0-2	2-4	3	3	6	1	3	14	2	1	2	0	2	-4																														
21	Brian Amunke	G 32:52	5-12	3-7	4-5	0	1	1	2	3	17	0	0	0	0	0	-3																														
0	Jasir Tremble	30:20	8-18	3-9	0-0	1	2	3	2	0	19	1	1	0	0	1	0																														
7	Pierre Geneste Jr.	10:37	0-1	0-0	0-0	2	1	3	3	1	0	0	0	0	0	0	-4																														
Team						0			1			0			2																																
Totals			22-59			6-19			11-16			14			20			34			16			14			61			3			8			5			2			5			-5		

Technical Fouls: NONE

Shooting By Period		
1 st FG%	6-26	32.1%
3PT%	4-10	40.0%
FT%	4-4	100%
2 nd FG%	13-31	41.9%
FT%	2-9	22.2%
GM FG%	22-59	37.3%
3PT%	6-19	31.6%
FT%	11-16	68.8%

Dead Ball Rebounds: 2, 0

Fresno St. - 62

Record: 6-24 (2-17)

NO.	Name		Min	FG		3P		FT		Rebounds		Fouls		TP	AS	TO	ST	Blocks		+/-	
				M	A	M	A	M	A	OR	DR	TOT	PF					FD	BS		BA
3	Elijah Price	F	32:28	4-9	2-5	6-10	5	8	13	3	8	16	0	4	1	1	1	7	7		
8	Alex Crawford	F	39:18	5-12	0-3	5-6	5	6	11	3	3	15	2	3	0	0	1	1	5		
23	Mor Seck	C	25:16	1-3	0-0	1-2	7	7	9	2	2	3	0	1	0	0	0	0	13		
10	Zaon Collins	G	38:37	4-10	1-4	6-8	1	3	4	1	6	15	4	2	2	0	1	3	3		
21	Brian Amunke	G	35:42	3-11	3-4	2-2	2	2	4	3	3	11	0	0	0	0	0	0	11		
0	Pierre Geneste Jr.		11:48	0-1	0-0	0-0	2	1	3	1	0	0	0	1	0	1	0	0	-9		
0	Jasir Tremble		16:51	1-5	0-2	0-0	0	1	1	2	1	2	0	0	0	0	0	1	-10		
Team																					
Totals				18-51		6-18		20-28		17 28 45		15 23 62		6 12 3		2 4 4					

Technical Fouls: NONE

Shooting By Period		
1 st FG%	10-26	38.5%
3PT%	3-10	30.0%
FT%	4-10	40%
2 nd FG%	8-25	32.0%
FT%	3-8	37.5%
GM FG%	18-51	35.3%
3PT%	6-18	33.3%
FT%	20-28	71.4%

Dead Ball Rebounds: 5, 1

BSU		FST	
Biggest lead	6 (1 st 2:10)	6 (1 st 10:06)	
Best Scoring Run	10 (1 st 2:10)	7 (1 st 10:06)	
Lead Changes	17		
Times Tied	10		
Time with Lead	20:33	15:13	

Points from		BSU		FST	
Turnovers	12	15			
Paint	26	24			
Second Chance	21	12			
Fast Breaks	12	5			
Bench	12	19			

Period by Period Scoring			
	1st	2nd	TOT
BSU	27	39	66
FST	26	35	61



Official Basketball Box Score - Final
Fresno St. at San Jose St.
03/08/25 Provident Credit Union Event Center, San Jose, CA
2024-25 Men's Basketball

Game Time: 2:00 PM
Game Duration: 1:50
Attendance: 2,793


Officials: Michael Irving, Nate Harris, Mike Littlewood

Fresno St. - 68

Record: 6-25 (2-18)

NO.	Name	Min	FG	3P	FT	Rebounds	Fouls	TP	AS	TO	ST	Blocks	BS	+/-				
			M	A	M	A	M	A	OR	DR	TOT	PF	FD					
3	Elijah Price	F 30:49	2-6	0-1	9-12	4	6	10	4	8	13	0	0	1	3	-16		
8	Alex Crawford	F 37:37	4-12	0-3	0-0	1	4	5	2	2	8	2	2	4	2	-23		
23	Mor Seck	C 24:19	0-0	0-0	0-2	0	1	1	0	2	0	0	0	1	0	-16		
10	Zaon Collins	G 40:00	7-16	1-4	2-4	1	2	3	4	3	17	1	4	3	0	-24		
21	Brian Amunke	G 33:25	4-14	0-6	0-0	1	4	5	4	0	8	2	2	2	0	-21		
0	Jasir Tremble	33:50	9-16	2-6	2-3	1	1	2	0	3	2	2	2	2	0	-20		
Team						2	0	2	0	0	0							
Totals			26:64			3:20	13:21	10	18	28	14	68	7	10	13	6	3	-24
Technical Fouls: NONE																		

TV/RADIO SPOT CHART



#0 Jasir Tremble

G • Jr. • 5-10 • 160
Washington D.C.



#3 Elijah Price

F • RFr. • 6-9 • 208
Long Beach, Calif.



#4 Troy Jenkins

G • Fr. • 6-4 • 178
Newport Beach, Calif.



#6 Joshua Bonga

G • Fr. • 6-4 • 197
Koblenz, Germany



#7 Pierre Geneste Jr.

F • Jr. • 6-11 • 216
Port-au-Prince, Haiti



#8 Alex Crawford

F • Fr. • 6-8 • 208
Chula Vista, Calif.



#9 Pasha Shemirani

F • Fr. • 6-5 • 195
Los Angeles, Calif.



#10 Zaan Collins

G • So. • 6-1 • 173
Las Vegas, Nev.



#13 Rippen Gill

F • Fr. • 6-7 • 195
Bakersfield, Calif.



#15 David Douglas Jr.

G • So. • 6-5 • 205
Park Forest, Ill.



#20 Makhan Diouf

F • Fr. • 6-11 • 206
Dakar, Senegal



#21 Brian Amuneke

G • Fr. • 6-5 • 181
Los Angeles, Calif.



#23 Mor Seck

C • Jr. • 7-1 • 235
Ngayene Daour, Senegal



Vance Walberg

Head Coach



John Welch

Associate Head Coach



Ray Barefield

Assistant Coach



Jaren Harris

Assistant Coach



Chris Stahowski

Assistant Coach



Tory Stamps

Assistant Coach



Nate Leal

Director Of Basketball Operations



Elijah Hill

Director of Player Development



Charles Young

Director of Basketball Performance



Rachel Wilhelm

Assistant Director of Sports Medicine



Gage Vickers

Head Manager