

2024-25 SCHEDULE

18-13 (7-11 MW)
HOME 10-5 | AWAY 5-8 | NEUTRAL 3-0

Date	Opponent	Result/Time
11/04	vs. REGIS	W, 94-64
11/8	vs. SOUTH DAKOTA	W, 73-66
11/11	at Northern Colorado	W, 73-66
11/15	at ARMY	L (OT), 57-51
11/19	vs. UCCS	W, 71-52
11/22	vs. UC SAN DIEGO	W (OT), 67-64
11/28	vs. Milwaukee	W, 56-40
11/30	vs. Winthrop	W, 62-47
12/04	vs. UTAH VALLEY	W, 76-58
12/07	vs. SEATTLE	W, 82-44
12/17	at Oregon	L, 98-36
12/20	at Portland State	W, 69-40
12/29	vs. NEW MEXICO*	L, 69-63
1/01	at Boise State*	L, 66-55
1/04	vs. NEVADA*	L, 58-55
1/11	at San Jose State*	L, 90-84
1/15	at UNLV*	L, 84-51
1/18	vs. FRESNO STATE*	W, 65-36
1/22	vs. WYOMING*	L, 62-50
1/25	at Nevada*	L, 62-59
1/29	vs. UTAH STATE*	W, 78-66
2/01	at Colorado State*	W, 75-71
2/05	vs. SAN JOSE STATE*	W, 78-54
2/12	at Wyoming*	L, 64-56
2/15	vs. COLORADO STATE*	L, 65-58
2/19	at Utah State*	W, 82-77
2/22	at Fresno State*	W, 67-66
2/26	vs. SAN DIEGO STATE*	L, 66-63
3/01	vs. BOISE STATE*	W, 75-68
3/04	at New Mexico*	L, 77-74
3/09	vs. Utah State^	W, 66-59
3/10	vs. Wyoming^	6 p.m.

! Puerto Rico Clasico - San Juan, Puerto Rico

* Conference Regular-Season Contest

^ Mountain West Conference Tournament

All times MT

Home contests are in **BOLD CAPS**

All dates/times are subject to change.

Air Force		Wyoming
18-13	W-L	20-10
66.6	PPG	65.5
.403	FG%	.458
.317	3PT%	.334
.721	FT%	.682
32.9	RPG	35.8
13.4	APG	16.3
13.6	TURNOVERS	13.9
10.5	STEALS	5.8
W1	STREAK	W4



#7 Air Force
Falcons

18-13 (7-11 MW)

VS



#2 Wyoming
Cowgirls

20-10 (14-4 MW)

2025 Credit Union 1 Mountain West Women's Basketball Championship Game 6 | No. 7 Air Force vs. No. 2 Wyoming

Monday, March 10 | 6:00 p.m. MT

Thomas & Mack Center | Las Vegas, Nev.

Media:

Watch: Mountain West Network (Nate Kreckman, Kelly Burke)

Radio: XtraSports AM 1300/Sirius XM (Ryan Kaufman)

Live Stats: StatBroadcast

Quick Hits:

2023-24 Record:

2023-24 Finish:

Location/Enrollment:

Website:

Air Force:

15-17 (8-10 MW)

MW First Round

USAFA, Colo./4,000

goairforcefalcons.com

Wyoming:

18-15 (11-12 MW)

MW Quarterfinals

Laramie, Wyo./10,800

gowyo.com

Coaches' Numbers:

Head Coach:

Stacy McIntyre

Heather Ezell

Record w/ Program:

18-13 (.581)






61-35 (.635)

Career HC Record:

18-13 (.581)

61-35 (.635)

LAST GAME'S STARTERS:

	#40	Jo Huntimer SR Guard 5'7" Honolulu, Hawaii/'Iolani School						
		GP/GS:	Min/G:	FG%:	PPG:	RPG:	AST/G:	STL/G:
		31/31	29.3	.319	3.3	3.8	4.5	1.8
	#2	Milahnne Perry JR Guard 5'7" Tampa, Fla./Seffner Christian Academy						
		GP/GS:	Min/G:	FG%:	PPG:	RPG:	AST/G:	STL/G:
		31/31	30.4	.420	16.1	2.6	1.9	1.1
	#4	Madison Smith SR Guard 5'8" Connell, Wash./Connell H.S.						
		GP/GS:	Min/G:	FG%:	PPG:	RPG:	AST/G:	STL/G:
		31/31	31.3	.426	15.2	4.6	1.9	2.5
	#10	Jayda McNabb SO Guard 5'10" Rapid City, S.D./Stevens H.S.						
		GP/GS:	Min/G:	FG%:	PPG:	RPG:	AST/G:	STL/G:
		31/31	26.7	.520	8.3	7.0	1.3	1.8
	#1	Keelie O'Hollaren SO Guard 5'10" Lake Oswego, Ore./Lakeridge HS						
		GP/GS:	Min/G:	FG%:	PPG:	RPG:	AST/G:	STL/G:
		31/12	22.8	.359	9.4	2.3	0.6	0.8

QUICK FACTS

GENERAL INFORMATION:

Location: U.S. Air Force Academy, Colo.
(Colorado Springs, Colo.)
Founded: 1954
Enrollment: 4,000
Nickname: Falcons
Colors: Blue and Silver
Affiliation: NCAA Division I
Conference: Mountain West (1999-Present)
Home Venue: Clune Arena
Seating Capacity: 5,838
Superintendent: Lt. Gen. Tony Bauernfeind
Athletic Director: Nathan Pine
Women's Basketball AD/SWA: Shondell Reed
Ticketing Office: (719) 472-1895

HEAD COACH:

Head Coach: Stacy McIntyre (1st season, 10th at AF)
Alma Mater: University of Kentucky, '94
Office Phone: (719) 333-6736
Air Force Record: 18-13 (.581)
DI Career Record: 18-13 (.581)

WOMEN'S BASKETBALL STAFF:*Associate Head Coach:*

Adam Wardenburg (Utah State, '13) 9th season, 1st at AF

Assistant Coaches:

Lauren Brocke (Colorado State, '21) 5th season, 2nd at AF
Rynae Rasley (Nyack College, '15) 8th season, 4th at AF
Xojian Harry (BYU, '15) 3rd season, 1st at AF

Support Staff:

Director of Operations: Capt. Sarah Pierce
Video Coordinator: Melissa Sanchez
Athletic Trainer: Caitlyn Broberg
Communications Director: Aaron Ferguson

TEAM INFORMATION:

2023-24 Overall Record: 15-17
(10-6 Home / 5-8 Away / 0-3 Neutral)
2023-24 MW Record (Finish): 8-10
Conference Tournament Finish: Quarterfinal
Starters R/L: 4/2
Letterwinners R/L: 7/3
Newcomers: 3 Freshmen

HISTORY:

First Year of Basketball: 1976-77
Overall Record: 528-799 (.398)
Home: 317-324 (.495)
Away: 171-436 (.281)
Neutral: 43-71 (.377)
Division I: 1996-Present
Division II: 1976-1996

ATHLETIC COMMUNICATIONS:

Associate AD - Communications: Troy Garnhart
Women's Basketball Contact: Aaron Ferguson
Address: 2169 Field House Drive
U.S. Air Force Academy, CO 80840
SID Cell Phone: (719) 922-2758
Press Row Phone: (719) 333-6006
E-mail address: aaron.ferguson@afacademy.af.edu
Official website: goairforcefalcons.com
Twitter: @AF_WBB
Instagram: AF_WBB
Facebook: Facebook.com/AirForceWBB

GAME NOTES

Last Time Out:

Air Force Women's Basketball advanced in the 2025 Credit Union 1 Mountain West Women's Basketball Championship on Sunday evening, taking down No. 10 Utah State, 66-59, at the Thomas & Mack Center in Las Vegas.

Junior Milahnne Perry finished the evening scoring a game-high 22 points (8-18 FG). Senior All-Mountain West honoree Madison Smith closed the evening with a 10-point, 13-rebound double-double, earning her second of the 2024-25 season while matching a career best in boards. Sophomore Jayda McNabb finished the night adding a double-double of her own, scoring a season-best 14 points and 11 rebounds.

Air Force led 16-9 at the end of the first quarter behind a game-leading seven points for McNabb. The sophomore put up five points on back-to-back possessions to open the game, then found the Aggie basket a third time off a downhill play set up by a Keelie O'Hollaren steal.

At 3:00, Smith pulled up from six feet beyond the left wing to give the Falcons a 10-4 lead and break up an early three-minute scoring drought. Devaughn, eyeing an open lane on the Falcons' final possession, was able to draw a whistle over Aggie Jamisyn Heaton, sinking a pair of free throws to give the Falcons a seven-point advantage after one.

Senior Jo Huntimer sunk a three out on the left wing to open the second quarter, getting the Falcons out to a 10-point advantage and spark a 7-0 Air Force run in the opening two minutes to lift the Falcons to a 23-9 advantage. From there Utah State bit back, outscoring 17-9 the rest of the way, cutting the Falcons' lead to 32-26 at halftime.

The Falcons expanded their lead to 52-39 to close out the third quarter. Air Force opened the second half on a 7-0 run to push a 13-point lead, but the Aggies answered, outscoring the Falcons 9-3 down the following four minutes of game time. The Falcons closed the half on another 7-2 streak, busting up Utah State's press to inflate the Falcons' lead back to 13.

Utah State, with its season on the brink, outscored Air Force 20-16 in the fourth quarter behind a 10-point showing for Aggie Cheyenne Stubbs, including a pair of impactful three-pointers Utah State pulled back within a bucket off a three from Carlie Latta, but down 62-59 with 20 seconds remaining, Utah State was forced to send Air Force to the line where they put the game away to advance.

With 18 wins on the season, Head Coach Stacy McIntyre's Falcons earn her the most wins in a head coach's inaugural season in the program's history.

Falcons at a Glance:

Madison Smith and Milahnne Perry both lead Falcon scoring, averaging 16.1 and 15.2 points per game on the season, ranking sixth and seventh, respectively. 31.0 combined points per game makes the duo the highest scoring pair in the Mountain West this season.

Sophomore Jayda McNabb, while also averaging 8.3 points per game, also leads Air Force in rebounding, averaging 7.0 (3.6 OFF/G, 3.4 DEF/G). McNabb's 7.0 rebound rate ranks tenth in the Mountain West across all games and second on the offensive glass.

Senior point guard Jo Huntimer's 4.5 assists per game and 3.07 assist/turnover ratio (6th in the nation) both rank second in the Mountain West.

GAME NOTES

Defensively, Air Force tops the Mountain West in turnovers forced per game (19.58), turnover margin (+5.94, 21st nationally) and steals per game (10.5, 33rd nationally). Madison Smith, sporting 78 steals on the season and averaging 2.5 per contest, leads the Mountain West in both categories. Three of Air Force's starting five (Smith, Huntimer, McNabb) rank top eight in steals against the Mountain West with no other program in the league sporting more than one inside the top 10.

Maddie Loves March:

Following the Falcons' Senior Day win over Boise State on March 1, Head Coach Stacy McIntyre said Madison Smith is playing as if she is "on a mission" to close out her Falcon career.

Smith, a 2024-25 All-MW and All-Defensive honoree, through the final five regular season games. shot .506 (45-89) from the field and an even .500 (18-36) from three-point range, earning her back-to-back Mountain West Player of the Week honors along the way.

In addition to being a force on the offensive side, Smith led the Mountain West in steals for the duration of 2024-25; Six takeaways on her Senior Day against Boise State (March 1) tied the most by a player in league play this season.

A Historic Start...

Air Force opened Mountain West play in 2024-25 at 10-2, marking its first ever 10-win non-conference in Air Force's Division I history and the first such occurrence since the 1991-92 season. Starting 9-1 on the year with just an overtime loss at Army (Nov. 15), Air Force got off to its best ten-game start since Maj. Danny Fowler's 1982-83 Falcons went 12-1. The Falcons opened 6-0 in Clune Arena for the first time since 1985-86, when Air Force started at home with seven-straight wins.

...And Historic Finish

18 wins on the season in 2024-25 marks the most by a head coach in their inaugural year at Air Force, a title previously held by Capt. Chuck Holt (1979-80) and Capt. Danny Fowler (1981-82).

A Cool Grand:

Combining for 53 points at San Jose State (Jan. 11), Smith and Perry both eclipsed the 1,000-point mark for their respective careers, becoming the 19th and 20th players to do so in Air Force history, and the fourth-such duo to collectively claim the honor in the same season.

Service Before Self:

Jo Huntimer leads Air Force in total assists (141), sporting the most in a single season in Air Force's Division I history. Huntimer currently leads the Mountain West in assists while also sporting the second-best assist/turnover ratio against league opponents this season 3.50. 412 career assists currently ranks second in Air Force DI history and sixth all-time (451, Briana Autrey-Thompson, 2018-22) - a spot in the record books secured in the Falcons' win over Milwaukee on Nov. 28 in Puerto Rico. Handing out 11 assists on a Senior Day win against Boise State in Clune, Huntimer tied the most by all MW competitors in a single game this season.

Ride the Hot Hand:

Through an 11 game stretch to close out the regular season, sophomore guard Keelie O'Hollaren averaged .454 from the field (49-108) and .423 from three-point range (30-71).

Winning Trends:

Air Force has ...

- In winning games held 16 of 18 opponents to less than 70 points;
- Scored more points off of turnovers than opponents in all 18 wins this season;
- Led in the game with five minutes to go in 17 of 18 wins this season.

Air Force is Undefeated In Clune When...

- Scoring 70 or more points (7-0);
- Out-shooting opponents from the field (6-0).

An Even Dozen:

Air Force has 12 steals or more in 15 games in 2024-25. The Falcons' streak of six-straight contests with 12 or more takeaways to open 2024-25 was the longest active streak in Division I at the time.

Mountain West in the NET:

UNLV	46
Wyoming	78
Colorado St.	86
San Diego St.	104
Boise St.	154
New Mexico	155
Air Force	167
Fresno St.	189
Nevada	221
San Jose St.	279
Utah State	303

2024 MW Postseason Honors:

Milahnne Perry: All-MW
Madison Smith: All-Defensive
Jayda McNabb: All-Freshman

A New Era of Air Force Leadership:

Following the retirement of head coach Chris Gobrecht after nine seasons at the Academy and 44 patrolling sidelines across the country, associate head coach Stacy McIntyre stepped into the driver's seat, with Air Force Director of Athletics Nathan Pine announcing McIntyre's elevation to head coach status on April 25.

With McIntyre's announcement came the addition of three new coaches in the Falcon office - Adam Wardenburg, former associate head coach at Utah Valley and head coach at DIII Southern Virginia, to serve under the same title; Rynae Rasley, a former assistant of three years under Chris Gobrecht and most recent head coach at the USAFA Preparatory School; and Xojian Harry, who was an acting assistant coach at Utah Valley with Wardenburg.

GAME NOTES

2023-24 Falcons at a Glance:

Falcon scoring was led by back court duo Milahnie Perry and Madison Smith, both averaging 16.7 and 11.4 points per game, respectively.

In Mountain West games, the Falcons closed the season leading conference play in three-point production (.350).

Across all games, the Falcons led the league in steals per game (10.84, 19th nationally), turnover margin (+4.41, 25th nationally) and turnovers forced per game (19.19, 36th nationally).

Mighty McNabb:

As a freshman in 2023-24, Jayda McNabb's 3.84 offensive rebounds per game led the Mountain West across all games, finishing ranked 23rd in Division I. At 5'10", McNabb was one of three players in the country shorter than 6'0" to average 3.84 or more offensive boards. Against the Mountain West, McNabb averaged .97 more offensive boards per game than second (Amhyia Moreland, San Jose State).

Throw Out the Record Book:

In addition to breaking the Division I program single-season record, Perry also claimed Air Force Division I-era records in both field goals made (197) and attempts in a game (26, at San Diego State, Jan. 3, 2024), while also earning the all-time record for attempts in a season (497).

Smith's 14 made baskets at Colorado State (Jan. 17, 2024) not only was the high-water mark in the Mountain West in 2023-24, but also reset the Falcons' Division I record, surpassing Megan Thiedeman's 13 versus Lafayette (Dec. 4, 1999).

Keelie O'Hollaren's 60 made threes as a freshman in 2023-24 claimed fourth all time and third in program Division I history, while also being the most ever made by a freshman at Air Force.

McNabb, earning 201 rebounds in her freshman season, reset the freshman Division I record (surpassing Alecia Steele's 184 in 2004-05) and finished third all time among Falcon freshmen. She also closed her inaugural season with 55 steals (third all-time among freshmen) and 22 blocks (fourth all-time among freshmen).

By Land, Sea, or

In 2023-24, A trio consisting of McNabb, Keelie O'Hollaren and Perry topped Air Force's league-leading three-point production, averaging .375 (18-48), .364 (60-165) and .355 (43-121), respectively.

Steal Brigade:

In 2023-24 Air Force had three players (Smith, Perry, McNabb) with top-ten league numbers in steals against Mountain West opponents. No other MW program had more than two. In 18 regular-season Mountain West games, McNabb's 1.72 steals average finished ranked third in the conference.

In 2023-24, Air Force was Undefeated Overall When...

Scoring 80 or more points (3-0); Scoring 70 or more points (8-0); Leading with five minutes to go (14-0); Shooting better than opponents (11-0).

In 2023-24, Air Force was Undefeated in Clune Arena When...

Leading opponents at halftime (7-0); Holding opponents to 60 points or less (5-0); Out-rebounding opponents (6-0); Shooting 15 or more free throws (5-0).

Coach G's Historic Run:

In 2023-24, then-head coach Chris Gobrecht served her 43rd and final season as a Division I head coach - the second-longest active tenure in Division I women's hoops behind Stanford's Tara VanDerveer (44). Gobrecht's career win tally surpassed 600 in the Falcons' Nov. 11, 2022 home opener against Navy.

Capping her eighth season at the head of the Falcons' program in 2022-23, Coach Gobrecht closed an illustrious career with 84 Air Force wins to her name, making her the all-time winningest coach at three separate institutions- Air Force, Yale and Washington.

Gobrecht was named 2021-22 Mountain West Coach of the Year following Air Force's 19-14 season - A year punctuated by Gobrecht's fourth career WNIT appearance as a head coach, and the Falcons' first-ever postseason appearance and subsequent win in program history - a 64-60 victory over WCC opponent San Francisco on March 17.

CADET STRUCTURE | MEDIA INFORMATION

Squadron Jobs:

In order to prepare for life as an officer, the Cadet Wing at the United States Air Force Academy simulates the organization of an operational Air Force wing. Cadets are responsible for running and operating the wing – an unparalleled leadership opportunity to understand the importance of respect amongst peers and how to be an honorable, well-balanced officer. All cadets learn how to use a chain of command, how to function as part of various military formations and how military units organize to accomplish collective tasks. The Cadet Wing's 4,000 members are organized into four groups of 10 squadrons each. Cadets live, eat and take part in military training with their squadrons.

Typical Day for a Women's Basketball Cadet:

6:15: Wake up
 6:45: Morning accountability formation
 7:00: Breakfast
 7:30-11:30: Academics
 11:35-11:50: Noon meal formation
 11:55-12:15: Lunch
 12:45-1:30: Briefings
 2:30-6:30: Basketball practice/lift
 7:00: Dinner
 8:00: Homework
 11:00: Lights out

MEDIA INFORMATION:**INTERVIEWS:**

Air Force players and coaches are available on assigned days. All interviews must be scheduled in advance. All requests should be made at least one day in advance.

PRACTICES:

All Air Force basketball practices are open to the media. However, any media wishing to attend must contact Aaron Ferguson (info below) in the athletic communications office at least one day in advance and to gain access to the base.

CONTACTING PLAYERS/STAFF:

All communications with Air Force cadet-athletes, coaches and staff must go through the athletic communications office – ABSOLUTELY NO EXCEPTIONS. Failure to follow this policy will result in the revocation of credentials and denial of access to Air Force athletes, coaches and staff.

Cadet-athlete's private phone numbers and email addresses will not be issued to the media. Air Force cadet-athletes have also been instructed not to accept calls from media without prior notification from athletic communications.

WOMEN'S BASKETBALL CONTACT:

Aaron Ferguson

Cell:.....719-922-2758

Email:..... aaron.ferguson@afacademy.af.edu

2024-25 ROSTER

NUMERICAL

#	Player	Class	Pos.	Ht.	Hometown (High School)
0.	Jordyn Devaughn	SO	G	5'6"	Little Elm, Texas/Lone Star HS
1.	Alexis Cortez	SO	G	5'0"	Allen, Texas/Allen HS
2.	Milahnne Perry	JR	G	5'7"	Tampa, Fla./Seffner Christian Academy
4.	Madison Smith	SR	G	5'8"	Connell, Wash./Connell HS
5.	Sydney Roundtree	FR	F	6'0"	Jacksonville, Fla./Bishop Kenny HS
10.	Jayda McNabb	SO	G	5'10"	Rapid City, S.D./Stevens HS
12.	Tanah Gorman	FR	F	6'0"	Huntingtown, Md./Bishop Ireton HS
13.	Keelie O'Hollaren	SO	G	5'10	Lake Oswego, Ore./Lakeridge HS
23.	Parker Brown	JR	F	6'0"	Spokane, Wash./Mead HS
24.	Marissa Hargrave	SO	G	5'8"	El Paso, Texas/Andress HS
25.	Emma Lytle	FR	G	5'7"	Denver, Colo./Valor Christian HS
31.	Emily Adams	JR	F	6'0"	Lebanon, Ohio/Bishop Fenwick/USAFA Prep
40.	Jo Huntimer	SR	G	5'7"	Honolulu, Hawaii/Iolani School

ALPHABETICAL

#	Player	Class	Pos.	Ht.	Hometown (High School)
31.	Adams, Emily	JR	F	6'0"	Lebanon, Ohio/Bishop Fenwick/USAFA Prep
23.	Brown, Parker	JR	F	6'0"	Spokane, Wash./Mead HS
1.	Cortez, Alexis	SO	G	5'0"	Allen, Texas/Allen HS
0.	Devaughn, Jordyn	SO	G	5'6"	Little Elm, Texas/Lone Star HS
12.	Gorman, Tanah	FR	F	6'0"	Huntingtown, Md./Bishop Ireton HS
24.	Hargrave, Marissa	SO	G	5'8"	El Paso, Texas/Andress HS
40.	Huntimer, Jo	SR	G	5'7"	Honolulu, Hawaii/Iolani School
25.	Lytle, Emma	FR	G	5'7"	Denver, Colo./Valor Christian HS
10.	McNabb, Jayda	SO	G	5'10"	Rapid City, S.D./Stevens HS/USAFA Prep
13.	O'Hollaren, Keelie	SO	G	5'10	Lake Oswego, Ore./Lakeridge HS
2.	Perry, Milahnne	JR	G	5'7"	Tampa, Fla./Seffner Christian Academy
5.	Roundtree, Sydney	FR	F	6'0"	Jacksonville, Fla./Bishop Kenny HS
4.	Smith, Madison	SR	G	5'8"	Connell, Wash./Connell HS

COACHING STAFF

Head Coach: Stacy McIntyre (Kentucky, '94) 1st season, 10th at AF
Associate Head Coach: Adam Wardenburg (Utah State, '13) 9th season, 1st at AF
Assistant Coaches:
Lauren Brocke (Colorado State, '21) 5th season, 2nd at AF
Rynae Rasley (Nyack College, '15) 8th season, 4th at AF
Xojian Harry (BYU, '15) 3rd season, 1st at AF

PRONUNCIATIONS

Jo Huntimer: Hunt-uh-muhr
Milahnne Perry: Muhl-ah-NEE
Keelie O'Hollaren: OH-HOLL-uh-ren
Xojian Harry: ZO-jahn
Emma Lytle: LIE-tuhl
Lauren Brocke: Brah-KEE

FALCONS BY STATE (10 STATES):

Colorado (1) Lytle (Denver)	Ohio (1) Adams (Lebanon)	Washington (2) Brown (Spokane) Smith (Connell)
Florida (2) Perry (Tampa) Roundtree (Jacksonville)	Oregon (1) O'Hollaren (Lake Oswego)	
Hawaii (1) Huntimer (Honolulu)	South Dakota (1) McNabb (Rapid City)	
Maryland (1) Gorman (Huntingtown)	Texas (3) Cortez (Allen) DeVaughn (Little Elm) Hargrave (El Paso)	

FALCONS BY CLASS:

Seniors (2):
Huntimer, Smith
Juniors (2):
Adams, Brown, Perry
Sophomores (5):
Cortez, DeVaughn, Hargrave, McNabb, O'Hollaren
Freshmen (3):
Gorman, Lytle, Roundtree

T.V./RADIO VISUAL ROSTER



Stacy McIntyre
Head Coach



Adam Wardenburg
Assoc. Head Coach



Rynae Rasley
Asst. Coach



Lauren Brocke
Asst. Coach



Xojian Harry
Asst. Coach



Capt. Sarah Pierce
Director of Operations

PLAYER PROFILES



Emily ADAMS
#31, FORWARD
6'0" | Junior

Lebanon, OH (Bishop Fenwick/USAFA Prep)

FRESHMAN | 2022-23:
Appeared in 22 games, averaging over eight minutes a game while scoring 36 points on the season ... Set career marks in points (7), rebounds (7), steals (3), FG made (3), FG attempts (8), and free-throw attempts (7) against Saint Louis in the Gulf Coast Showcase (Nov. 27).

SOPHOMORE | 2023-24:
Playing in 16 games, averaged 9.7 minutes per ... shot .432 from the field ... Matched a career-best three steals in a 41-turnover effort at San Jose State (Feb. 3) ... Added a season-best five points in a home win over Colorado State (Jan. 31).

#31 ADAMS, Emily

Opponent	Date	GS	MIN	Total		3-Pointers		Free throws		Rebounds				PF	A	TO	BLK	STL	PTS	AVG
				FG-FGA	PCT	3FG-3FGA	PCT	FT-FTA	PCT	OFF	DEF	TOT	AVG							
Regis (CO)	11/04/2024		19:42	6-6	1.000	0-0	.000	0-0	.000	2	3	5	5.0	1	1	0	0	1	12	12.0
South Dakota	11/08/2024		13:17	0-2	.000	0-0	.000	0-0	.000	0	2	2	3.5	2	0	0	1	3	0	6.0
at Northern Colo.	11/11/2024		15:23	3-5	.600	0-0	.000	0-0	.000	0	3	3	3.3	3	0	1	1	1	6	6.0
at Army West Point	11/15/2024		15:47	3-4	.750	0-0	.000	0-1	.000	0	1	1	2.8	1	1	1	0	1	6	6.0
UC-Colo. Springs	11/19/2024		18:04	4-6	.667	0-0	.000	2-2	1.000	3	4	7	3.6	3	0	2	0	1	10	6.8
UC San Diego	11/22/2024		21:29	1-5	.200	0-0	.000	0-0	.000	1	1	2	3.3	0	1	0	0	1	2	6.0
vs Milwaukee	11/28/2024		17:26	2-2	1.000	0-0	.000	0-0	.000	1	0	1	3.0	3	1	2	1	0	4	5.7
vs Winthrop	11/30/2024		13:23	0-1	.000	0-0	.000	0-0	.000	0	3	3	3.0	2	0	2	0	0	0	5.0
Utah Valley	12/04/2024		16:45	1-1	1.000	0-0	.000	0-2	.000	0	5	5	3.2	3	0	0	0	2	2	4.7
Seattle U	12/07/2024		07:43	1-3	.333	0-0	.000	3-4	.750	0	1	1	3.0	3	0	2	0	2	5	4.7
at Oregon	12/17/2024		17:41	1-4	.250	0-0	.000	0-0	.000	1	2	3	3.0	0	0	3	0	1	2	4.5
at Portland St.	12/20/2024		12:53	0-2	.000	0-0	.000	0-0	.000	1	1	2	2.9	0	0	1	1	1	0	4.1
New Mexico	12/29/2024		15:04	2-3	.667	0-0	.000	0-0	.000	0	3	3	2.9	2	0	0	0	1	4	4.1
at Boise St.	01/01/2025		12:54	1-3	.333	0-0	.000	0-0	.000	2	0	2	2.9	3	0	1	0	1	2	3.9
Nevada	01/04/2025		11:53	2-2	1.000	0-0	.000	0-1	.000	3	4	7	3.1	0	0	0	0	0	4	3.9
at San Jose St.	01/11/2025		06:32	0-0	.000	0-0	.000	0-0	.000	0	0	0	2.9	0	0	0	0	0	0	3.7
at UNLV	01/15/2025		09:35	0-3	.000	0-0	.000	3-4	.750	0	2	2	2.9	5	0	0	0	0	3	3.6
Fresno St.	01/18/2025		20:03	2-6	.333	0-0	.000	6-7	.857	4	3	7	3.1	2	0	3	1	0	10	4.0
Wyoming	01/22/2025		05:47	0-2	.000	0-0	.000	0-0	.000	0	1	1	3.0	1	0	1	0	1	0	3.8
at Nevada	01/25/2025		18:33	2-9	.222	0-0	.000	1-2	.500	4	3	7	3.2	2	1	3	0	0	5	3.9
Utah St.	01/29/2025		11:33	0-3	.000	0-0	.000	0-0	.000	2	0	2	3.1	1	2	1	0	0	0	3.7
at Colorado St.	02/01/2025		10:40	1-3	.333	0-0	.000	0-0	.000	1	2	3	3.1	2	1	1	0	1	2	3.6
San Jose St.	02/05/2025		11:30	2-4	.500	0-0	.000	0-0	.000	1	0	1	3.0	4	0	2	1	0	4	3.6
at Wyoming	02/12/2025		09:57	2-4	.500	0-0	.000	0-0	.000	2	2	4	3.1	1	0	1	0	1	4	3.6
Colorado St.	02/15/2025		17:17	2-4	.500	0-0	.000	1-2	.500	3	3	6	3.2	1	2	0	0	0	5	3.7
at Utah St.	02/19/2025		07:27	0-2	.000	0-0	.000	0-0	.000	0	0	0	3.1	1	0	1	0	0	0	3.5
at Fresno St.	02/22/2025		05:56	1-2	.500	0-0	.000	0-0	.000	0	0	0	3.0	1	0	1	0	0	2	3.5
San Diego St.	02/26/2025		08:04	0-1	.000	0-0	.000	0-0	.000	1	0	1	2.9	2	0	1	0	1	0	3.4
Boise St.	03/01/2025		15:18	1-1	1.000	0-0	.000	0-0	.000	0	3	3	2.9	2	2	2	0	0	2	3.3
at New Mexico	03/04/2025		27:43	4-9	.444	0-0	.000	0-0	.000	3	8	11	3.2	0	1	1	0	0	8	3.5
vs Utah St.	03/09/2025		09:47	0-1	.000	0-0	.000	1-2	.500	0	0	0	3.1	1	0	1	0	1	1	3.4
Totals			0 425:06	44-103	.427	0-0	.000	17-27	.630	35	60	95	3.1	52	13	34	6	21	105	3.4

Player Averages

Games Played	Minutes/game	Points/game	FG Pct	3FG Pct	FT Pct	Rebounds/game	Assists/game	Turnovers/game	Assist/Turnover ratio	Steals/game	Blocks/game
31	13.7	3.4	42.7	0.0	63.0	3.1	0.4	1.1	0.4	0.7	0.2

CAREER STATS

ADAMS, Emily

SEASON	TEAM	GP-GS	MIN/AVG	Field Goals		3-Point		F-Throws		Rebounds				Scoring						
				FG-FGA	FG%	3FG-3FGA	3FG%	FT-FTA	FT%	OFF	DEF	TOT	AVG	Pf-Fo	A	TO	BLK	STL	PTS	AVG
2022-23	USAFA	22-0	186/8.4	14-49	.286	0-0	.000	8-18	.444	15	23	38	1.7	26-1	6	10	4	7	36	1.6
2023-24	USAFA	16-0	156/9.7	16-37	.432	0-0	.000	6-8	.750	10	22	32	2.0	18-0	2	11	3	10	38	2.4
2024-25	USAFA	31-0	425/13.7	44-103	.427	0-0	.000	17-27	.630	35	60	95	3.1	52-1	13	34	6	21	105	3.4
TOTAL		69-0	767/11.1	74-189	.392	0-0	.000	31-53	.585	60	105	165	2.4	96-2	21	55	13	38	179	2.6

Single Game Highs

Statistic	Value
Points	12 vs Regis (CO) 11/04/24
Rebounds	11 at New Mexico 03/04/25
Assists	2 4 times
Steals	3 vs South Dakota 11/08/24, at San Jose St. 02/03/24, vs Saint Louis 11/27/22
Blocks	2 at Boise St. 03/02/24
FG Made	6 vs Regis (CO) 11/04/24
FG Attempts	9 at New Mexico 03/04/25, at Nevada 01/25/25
FT Made	6 vs Fresno St. 01/18/25
FT Attempts	7 vs Saint Louis 11/27/22, vs Fresno St. 01/18/25

PLAYER PROFILES



Parker BROWN

#23, FORWARD

6'0" | Junior
Spokane, Wash.
(Mead HS)

JUNIOR | 2022-23:

Played in 30 games, averaging 14 minutes an outing ... Led Air Force from the free-throw line, making 18-20 (.900) on the season ... Finished second on the Falcon roster in assists (46) ... Reset career-highs in points, FG made and FG attempts, logging 12 points on 5-9 shooting in the Air Force's first-ever program win at Fresno State (Feb. 2).

SOPHOMORE | 2021-22:

Played in 21 games, making one start ... averaged 12.5 minutes per appearance ... produced 2.6 PPG and 2.5 RPG ... managed a career-high nine points against UNLV on January 6 ... shot 32% from all levels of the floor, including 30.4% from beyond the arc ... made five of her six free throw attempts.

FRESHMAN | 2020-21:

Did not play.

HIGH SCHOOL/PREP:

Played for the women's basketball team at the Prep School ... four-time varsity athlete at Spring Valley HS ... first-team Region III 4A 2017-18 ... represented South Carolina in state Junior All-Star Game and won MVP of game ... also played soccer in high school.

PERSONAL:

Cadet Squadron 1 ... parents are Lamont and Maxine Britt ... has two older sisters, Paige and Morgan, and a younger brother, Lamont ... major is undecided.

#23 BROWN, Parker

Opponent	Date	GS	MIN	Total		3-Pointers		Free throws		Rebounds				PF		A		TO		BLK		STL		PTS		AVG	
				FG-FGA	PCT	3FG-3FGA	PCT	FT-FTA	PCT	OFF	DEF	TOT	AVG														
Regis (CO)	11/04/2024		08:06	1-2	.500	0-0	.000	0-0	.000	1	1	2	2.0	3	0	0	0	0	0	0	0	2	2.0				
UC-Colo. Springs	11/19/2024		04:15	0-1	.000	0-0	.000	0-0	.000	0	1	1	1.5	3	0	0	0	0	0	0	0	0	1.0				
vs Milwaukee	11/28/2024		01:15	0-0	.000	0-0	.000	0-0	.000	0	0	0	1.0	0	0	0	0	0	0	0	0	0	0.7				
Utah Valley	12/04/2024		01:28	0-0	.000	0-0	.000	0-0	.000	0	0	0	0.8	0	0	1	0	0	0	0	0	0	0.5				
Seattle U	12/07/2024		06:49	0-1	.000	0-0	.000	1-2	.500	2	1	3	1.2	2	0	1	0	0	0	0	1	0.6					
at Oregon	12/17/2024		02:16	0-0	.000	0-0	.000	0-0	.000	0	0	0	1.0	0	0	0	0	0	0	0	0	0	0.5				
at Portland St.	12/20/2024		02:48	0-0	.000	0-0	.000	0-0	.000	0	0	0	0.9	0	0	0	0	0	0	0	0	0	0.4				
Fresno St.	01/18/2025		03:16	0-0	.000	0-0	.000	0-0	.000	0	0	0	0.8	0	0	2	0	1	0	1	0	0.4					
San Jose St.	02/05/2025		03:28	1-1	1.000	0-0	.000	0-0	.000	0	0	0	0.7	1	0	0	0	0	0	0	2	0.6					
Totals		0	33:42	2-5	.400	0-0	.000	1-2	.500	3	3	6	0.7	9	0	4	0	1	5	0.6							

Player Averages

Games Played	Minutes/game	Points/game	FG Pct	3FG Pct	FT Pct	Rebounds/game	Assists/game	Turnovers/game	Assist/Turnover ratio	Steals/game	Blocks/game
9	3.7	0.6	40.0	0.0	50.0	0.7	0.0	0.4	0.0	0.1	0.0

CAREER STATS

BROWN, Parker

				Field Goals		3-Point		F-Throws		Rebounds										Scoring	
SEASON	TEAM	GP-GS	MIN/AVG	FG-FGA	FG%	3FG-3FGA	3FG%	FT-FTA	FT%	OFF	DEF	TOT	AVG	PF-FO	A	TO	BLK	STL	PTS	AVG	
2022-23	USAFA	1-0	4/3.6	2-2	1.000	0-0	.000	0-0	.000	1	0	1	1.0	1-0	0	0	0	0	4	4.0	
2023-24	USAFA	18-0	78/4.3	1-9	.111	0-0	.000	3-4	.750	1	4	5	0.3	7-0	2	5	2	2	5	0.3	
2024-25	USAFA	9-0	34/3.7	2-5	.400	0-0	.000	1-2	.500	3	3	6	0.7	9-0	0	4	0	1	5	0.6	
TOTAL		28-0	115/4.1	5-16	.313	0-0	.000	4-6	.667	5	7	12	0.4	17-0	2	9	2	3	14	0.5	

Single Game Highs

Statistic	Value	
Points	4	vs Navy 11/11/22
Rebounds	3	vs Seattle U 12/07/24
Assists	1	vs UNLV 01/13/24, at Wyoming 01/24/24
Steals	1	vs Idaho St. 11/26/23, vs Weber St. 12/16/23, vs Fresno St. 01/18/25
Blocks	1	vs Idaho St. 11/26/23, at Wyoming 01/24/24
FG Made	2	vs Navy 11/11/22
FG Attempts	2	4 times
FT Made	3	vs Idaho St. 11/26/23
FT Attempts	4	vs Idaho St. 11/26/23

PLAYER PROFILES



Alexis CORTEZ
#1, GUARD
5'11" | Sophomore
Allen, Texas
(Allen HS)

FRESHMAN | 2023-24:
Played in all 32 games for the Falcons, earning a starting position in the final 16 ... earned a career-high 18 points at (RV) UNLV, capping three-game streak scoring in double digits ... at San Diego State (Feb. 21), set a career mark in rebounds, earning nine boards ... Among the Falcons, was sixth in points scored (156, 4.9 ppg), fifth in field goal percentage (.383) and third in rebounding (3.2 rpg).

HIGH SCHOOL/PREP: Cortez, a team captain for Allen High School in her upperclassmen years, is a two-way specialist that will bring value on both sides of the floor for Air Force. The two-time Allen ISD offensive MVP and three-time all-district selection has layers to her scoring game which make her a threat from anywhere on the court ... Cortez's defensive skill set and ability to disrupt opposing offenses was on full display in her final full season, logging multiple steals in a number of contests ... Cortez ranked No. 48 on J. Key's Texas Rankings, via Premier Basketball.

#1 CORTEZ, Alexis

Opponent	Date	GS	MIN	Total		3-Pointers		Free throws		Rebounds				PF	A	TO	BLK	STL	PTS	AVG
				FG-FGA	PCT	3FG-3FGA	PCT	FT-FTA	PCT	OFF	DEF	TOT	AVG							
Regis (CO)	11/04/2024	*	20:57	2-6	.333	0-0	.000	2-3	.667	0	2	2	2.0	2	0	0	0	1	6	6.0
South Dakota	11/08/2024	*	29:08	3-8	.375	0-0	.000	0-0	.000	4	2	6	4.0	4	0	2	0	2	6	6.0
at Northern Colo.	11/11/2024	*	27:22	1-2	.500	0-0	.000	1-4	.250	3	1	4	4.0	0	3	2	0	4	3	5.0
at Army West Point	11/15/2024	*	45:00	1-5	.200	0-0	.000	0-0	.000	2	3	5	4.3	4	1	3	0	1	2	4.3
UC-Colo. Springs	11/19/2024	*	20:19	2-3	.667	0-0	.000	0-0	.000	0	4	4	4.2	1	0	1	1	2	4	4.2
UC San Diego	11/22/2024	*	31:19	1-5	.200	0-2	.000	2-2	1.000	1	1	2	3.8	3	1	3	0	2	4	4.2
vs Milwaukee	11/28/2024	*	29:02	2-5	.400	0-1	.000	0-0	.000	1	3	4	3.9	3	0	0	0	0	4	4.1
vs Winthrop	11/30/2024	*	34:54	2-4	.500	0-0	.000	0-0	.000	3	2	5	4.0	2	1	1	0	1	4	4.1
Utah Valley	12/04/2024	*	32:56	1-5	.200	0-1	.000	1-1	1.000	0	2	2	3.8	2	4	3	1	3	3	4.0
Seattle U	12/07/2024	*	20:08	6-9	.667	1-2	.500	0-0	.000	3	1	4	3.8	2	1	3	0	3	13	4.9
at Oregon	12/17/2024	*	31:02	2-11	.182	1-4	.250	2-2	1.000	2	1	3	3.7	6	3	3	0	0	7	5.1
at Portland St.	12/20/2024	*	29:27	7-10	.700	0-1	.000	0-0	.000	1	2	3	3.7	1	4	0	0	1	14	5.8
New Mexico	12/29/2024	*	33:33	1-8	.125	0-1	.000	1-2	.500	4	2	6	3.8	1	1	2	0	2	3	5.6
at Boise St.	01/01/2025	*	37:25	3-9	.333	0-0	.000	1-2	.500	2	2	4	3.9	2	0	0	0	3	7	5.7
Nevada	01/04/2025	*	36:25	1-4	.250	1-1	1.000	1-2	.500	2	1	3	3.8	1	1	2	0	1	4	5.6
at San Jose St.	01/11/2025	*	37:42	2-10	.200	0-1	.000	2-2	1.000	1	2	3	3.8	1	1	2	0	0	6	5.6
at UNLV	01/15/2025	*	33:28	5-10	.500	0-1	.000	0-0	.000	0	2	2	3.6	2	1	1	1	0	10	5.9
Fresno St.	01/18/2025	*	32:31	2-7	.286	0-0	.000	0-0	.000	5	4	9	3.9	2	2	2	0	3	4	5.8
Wyoming	01/22/2025	*	33:21	1-9	.111	0-1	.000	0-2	.000	2	1	3	3.9	2	1	1	0	1	2	5.6
Colorado St.	02/15/2025		06:26	0-2	.000	0-0	.000	0-0	.000	0	3	3	3.9	0	0	0	0	0	0	5.3
at Utah St.	02/19/2025		18:32	3-4	.750	0-0	.000	0-0	.000	2	1	3	3.8	2	3	0	0	2	6	5.3
at Fresno St.	02/22/2025		23:03	2-3	.667	0-0	.000	0-0	.000	1	2	3	3.8	4	2	0	1	0	4	5.3
San Diego St.	02/26/2025		28:42	1-2	.500	0-0	.000	0-0	.000	0	3	3	3.7	1	2	2	0	2	2	5.1
Boise St.	03/01/2025		16:57	0-1	.000	0-0	.000	0-0	.000	0	0	0	3.6	3	0	1	0	2	0	4.9
at New Mexico	03/04/2025		23:36	0-1	.000	0-0	.000	0-0	.000	1	2	3	3.6	1	0	0	0	0	0	4.7
vs Utah St.	03/09/2025		22:29	2-7	.286	0-1	.000	2-2	1.000	4	2	6	3.7	4	4	0	0	0	6	4.8
Totals		19	735:43	53-150	.353	3-17	.176	15-24	.625	44	51	95	3.7	56	36	34	4	36	124	4.8

Player Averages

Games Played	Minutes/game	Points/game	FG Pct	3FG Pct	FT Pct	Rebounds/game	Assists/game	Turnovers/game	Assist/Turnover ratio	Steals/game	Blocks/game
26	28.3	4.8	35.3	17.6	62.5	3.7	1.4	1.3	1.1	1.4	0.2

CAREER STATS

CORTEZ, Alexis

				Field Goals		3-Point		F-Throws		Rebounds												Scoring	
SEASON	TEAM	GP-GS	MIN/AVG	FG-FGA	FG%	3FG-3FGA	3FG%	FT-FTA	FT%	OFF	DEF	TOT	AVG	PF-FO	A	TO	BLK	STL	PTS	AVG			
2023-24	USAFA	32-16	785/24.5	62-162	.383	7-30	.233	25-34	.735	27	76	103	3.2	83-1	37	43	7	29	156	4.9			
2024-25	USAFA	26-19	736/28.3	53-150	.353	3-17	.176	15-24	.625	44	51	95	3.7	56-1	36	34	4	36	124	4.8			
TOTAL		58-35	1521/26.2	115-312	.369	10-47	.213	40-58	.690	71	127	198	3.4	139-2	73	77	11	65	280	4.8			

Single Game Highs

Statistic	Value	
Points	18	at UNLV 02/17/24
Rebounds	9	vs Fresno St. 01/18/25, at San Diego St. 02/21/24
Assists	4	vs Utah St. 03/09/25, at Portland St. 12/20/24, vs Utah Valley 12/04/24
Steals	4	at Boise St. 03/02/24, at Northern Colo. 11/11/24
Blocks	2	vs Nevada 02/07/24, vs Utah St. 02/28/24
FG Made	8	at UNLV 02/17/24
FG Attempts	11	at Oregon 12/17/24, at UNLV 02/17/24, vs UNLV 01/13/24
3FG Made	1	10 times
3FG Attempts	4	at Oregon 12/17/24
FT Made	4	at Utah St. 02/10/24
FT Attempts	4	4 times

PLAYER PROFILES

**Jordyn DEVAUGHN****#0, GUARD**

5'6" | Sophomore
Little Elm, Texas
(Lone Star HS)

FRESHMAN | 2023-24:

Logged minutes in 29 of 32 games, earning a starting role in three ... posted double-digit scoring efforts in a three-of-four game stretch, setting a career best 16 points at Clemson (Dec. 19), ten at SMU (Dec. 21) and 11 in an overtime win at home against San Diego (Jan. 3) ... finished the season fourth among the Falcons in free-throw percentage (.810) ... Went 4-4 from the field, earning nine points in an 85-46 home win over Utah State, the program's largest-ever margin of victory over a Mountain West opponent (39).

HIGH SCHOOL/PREP:

A three-and-D guard from North Texas, Devaughn was a force for a Lone Star High School program which went 57-11 in Frisco ISD during her scholastic playing career ... Devaughn, who served as team captain in her junior and senior years, was the 14th-ranked 2023 prospect in the Dallas/Ft. Worth area per the Dallas Morning News and ranked 55th on J. Key's Texas rankings ... DeVaughn's many awards through high school include 2022-23 UIL Region 9-5A Offensive MVP, Frisco ISD Newcomer of the Year, three-time All-District selection, two-time Texas Association of Basketball Coaches (TABC) all-region honoree, Academic All-District and All-State recognition, and being named to the College Board National African American Recognition Award.

#0 DEVAUGHN, Jordyn

Opponent	Date	GS	MIN	Total		3-Pointers		Free throws		Rebounds				PF	A	TO	BLK	STL	PTS	AVG
				FG-FGA	PCT	3FG-3FGA	PCT	FT-FTA	PCT	OFF	DEF	TOT	AVG							
Regis (CO)	11/04/2024		16:42	2-4	.500	0-1	.000	0-0	.000	1	2	3	3.0	2	4	2	0	1	4	4.0
South Dakota	11/08/2024		15:32	3-6	.500	2-4	.500	0-0	.000	1	2	3	3.0	1	2	1	0	1	8	6.0
at Northern Colo.	11/11/2024		17:05	4-8	.500	1-2	.500	0-0	.000	1	0	1	2.3	1	0	1	0	0	9	7.0
at Army West Point	11/15/2024		02:28	0-1	.000	0-0	.000	0-0	.000	0	0	0	1.8	0	0	1	0	0	0	5.3
UC-Colo. Springs	11/19/2024		12:55	2-6	.333	1-2	.500	2-2	1.000	0	3	3	2.0	3	2	2	0	1	7	5.6
UC San Diego	11/22/2024		06:42	1-2	.500	0-1	.000	1-2	.500	0	0	0	1.7	0	0	1	0	1	3	5.2
vs Milwaukee	11/28/2024		03:39	0-1	.000	0-0	.000	2-2	1.000	0	0	0	1.4	1	0	2	0	1	2	4.7
vs Winthrop	11/30/2024		09:28	1-5	.200	1-5	.200	0-0	.000	0	1	1	1.4	2	0	1	0	0	3	4.5
Utah Valley	12/04/2024		07:57	1-1	1.000	0-0	.000	3-3	1.000	0	0	0	1.2	0	1	4	0	1	5	4.6
Seattle U	12/07/2024		17:34	1-8	.125	1-3	.333	4-6	.667	0	0	0	1.1	1	5	5	0	1	7	4.8
at Oregon	12/17/2024		08:44	0-2	.000	0-0	.000	0-0	.000	0	1	1	1.1	0	0	2	0	0	0	4.4
at Portland St.	12/20/2024		10:30	1-5	.200	1-3	.333	0-0	.000	0	0	0	1.0	1	2	1	0	0	3	4.3
New Mexico	12/29/2024		19:56	3-7	.429	0-2	.000	4-5	.800	0	1	1	1.0	0	2	1	0	0	10	4.7
at Boise St.	01/01/2025		08:59	1-3	.333	0-1	.000	0-0	.000	0	1	1	1.0	0	0	0	0	0	2	4.5
Nevada	01/04/2025		04:47	1-4	.250	1-2	.500	0-0	.000	1	1	2	1.1	0	0	0	0	1	3	4.4
at San Jose St.	01/11/2025		03:07	0-0	.000	0-0	.000	0-0	.000	0	0	0	1.0	1	0	0	0	0	0	4.1
at UNLV	01/15/2025		20:30	2-3	.667	1-1	1.000	0-0	.000	0	0	0	0.9	1	2	1	0	1	5	4.2
Fresno St.	01/18/2025		18:04	2-6	.333	2-6	.333	2-2	1.000	0	0	0	0.9	0	0	1	0	1	8	4.4
Wyoming	01/22/2025		21:40	3-7	.429	0-2	.000	0-0	.000	1	1	2	0.9	0	1	0	0	0	6	4.5
at Nevada	01/25/2025		18:12	3-4	.750	1-1	1.000	0-0	.000	2	0	2	1.0	3	1	1	0	0	7	4.6
Utah St.	01/29/2025		27:59	4-9	.444	3-5	.600	2-4	.500	5	3	8	1.3	1	1	2	0	0	13	5.0
at Colorado St.	02/01/2025		15:37	1-4	.250	1-2	.500	2-3	.667	0	0	0	1.3	1	0	0	0	0	5	5.0
San Jose St.	02/05/2025		28:50	5-12	.417	1-3	.333	4-5	.800	2	5	7	1.5	0	4	1	0	2	15	5.4
at Wyoming	02/12/2025		16:05	0-1	.000	0-0	.000	0-0	.000	0	2	2	1.5	1	0	0	0	0	0	5.2
Colorado St.	02/15/2025		17:22	0-4	.000	0-2	.000	0-0	.000	0	1	1	1.5	0	2	0	0	0	0	5.0
at Utah St.	02/19/2025		15:41	1-3	.333	0-1	.000	3-4	.750	0	2	2	1.5	1	1	1	0	0	5	5.0
at Fresno St.	02/22/2025		17:00	2-6	.333	1-3	.333	2-2	1.000	0	2	2	1.6	1	1	1	0	0	7	5.1
San Diego St.	02/26/2025		13:05	2-4	.500	2-3	.667	0-0	.000	0	0	0	1.5	1	3	0	0	1	6	5.1
Boise St.	03/01/2025		10:10	2-4	.500	2-2	1.000	0-0	.000	0	0	0	1.4	0	1	0	0	0	6	5.1
at New Mexico	03/04/2025		10:30	2-2	1.000	1-1	1.000	2-2	1.000	0	1	1	1.4	3	2	0	0	0	7	5.2
vs Utah St.	03/09/2025		13:22	1-7	.143	0-2	.000	3-3	1.000	0	1	1	1.4	0	0	0	0	0	5	5.2
Totals			0 430:12	51-139	.367	23-60	.383	36-45	.800	14	30	44	1.4	26	37	32	0	13	161	5.2

Player Averages

Games Played	Minutes/game	Points/game	FG Pct	3FG Pct	FT Pct	Rebounds/game	Assists/game	Turnovers/game	Assist/Turnover ratio	Steals/game	Blocks/game
31	13.9	5.2	36.7	38.3	80.0	1.4	1.2	1.0	1.2	0.4	0.0

CAREER STATS

DEVAUGHN, Jordyn

			Field Goals		3-Point		F-Throws		Rebounds				Scoring							
SEASON	TEAM	GP-GS	MIN/AVG	FG-FGA	FG%	3FG-3FGA	3FG%	FT-FTA	FT%	OFF	DEF	TOT	AVG	PF-FO	A	TO	BLK	STL	PTS	AVG
2023-24	USAFA	29-3	271/9.3	36-100	.360	12-39	.308	17-21	.810	6	13	19	0.7	31-1	21	22	1	12	101	3.5
2024-25	USAFA	31-0	430/13.9	51-139	.367	23-60	.383	36-45	.800	14	30	44	1.4	26-0	37	32	0	13	161	5.2
TOTAL		60-3	701/11.7	87-239	.364	35-99	.354	53-66	.803	20	43	63	1.1	57-1	58	54	1	25	262	4.4

Single Game Highs

Statistic	Value
Points	16 at Clemson 12/19/23
Rebounds	8 vs Utah St. 01/29/25
Assists	5 vs Seattle U 12/07/24
Steals	3 at Clemson 12/19/23
Blocks	1 at SMU 12/21/23
FG Made	6 at Clemson 12/19/23
FG Attempts	13 at Clemson 12/19/23
3FG Made	3 vs San Diego St. 01/03/24, vs Utah St. 01/29/25
3FG Attempts	7 at SMU 12/21/23
FT Made	4 4 times
FT Attempts	6 vs Seattle U 12/07/24

PLAYER PROFILES



Tanah GORMAN
#12, FORWARD

6'0" | Freshman
Huntingtown, Md.
(Bishop Ireton HS)

#12 GORMAN, Tanah

Opponent	Date	GS	MIN	Total		3-Pointers		Free throws		Rebounds				PF	A	TO	BLK	STL	PTS	AVG
				FG-FGA	PCT	3FG-3FGA	PCT	FT-FTA	PCT	OFF	DEF	TOT	AVG							
Regis (CO)	11/04/2024		04:52	0-0	.000	0-0	.000	0-0	.000	1	0	1	1.0	0	0	4	0	1	0	0.0
UC-Colo. Springs	11/19/2024		03:13	0-1	.000	0-0	.000	0-0	.000	0	0	0	0.5	0	0	0	0	0	0	0.0
Seattle U	12/07/2024		02:37	0-1	.000	0-0	.000	0-0	.000	1	2	3	1.3	0	0	0	0	0	0	0.0
at Portland St.	12/20/2024		01:12	0-0	.000	0-0	.000	0-0	.000	0	0	0	1.0	0	0	0	0	0	0	0.0
Utah St.	01/29/2025		02:05	0-1	.000	0-0	.000	0-0	.000	0	0	0	0.8	0	0	0	0	0	0	0.0
San Jose St.	02/05/2025		01:28	0-1	.000	0-0	.000	0-0	.000	0	0	0	0.7	1	0	0	0	0	0	0.0
Totals		0	15:27	0-4	.000	0-0	.000	0-0	.000	2	2	4	0.7	1	0	4	0	1	0	0.0

Player Averages

Games Played	Minutes/game	Points/game	FG Pct	3FG Pct	FT Pct	Rebounds/game	Assists/game	Turnovers/game	Assist/Turnover ratio	Steals/game	Blocks/game
6	2.6	0.0	0.0	0.0	0.0	0.7	0.0	0.7	0.0	0.2	0.0

CAREER STATS

GORMAN, Tanah

				Field Goals		3-Point		F-Throws		Rebounds				Scoring						
SEASON	TEAM	GP-GS	MIN/AVG	FG-FGA	FG%	3FG-3FGA	3FG%	FT-FTA	FT%	OFF	DEF	TOT	AVG	PF-FO	A	TO	BLK	STL	PTS	AVG
2024-25	USAFA	6-0	15/2.6	0-4	.000	0-0	.000	0-0	.000	2	2	4	0.7	1-0	0	4	0	1	0	0.0
TOTAL		6-0	15/2.6	0-4	.000	0-0	.000	0-0	.000	2	2	4	0.7	1-0	0	4	0	1	0	0.0

Single Game Highs

Statistic	Value
Rebounds	3 vs Seattle U 12/07/24
Steals	1 vs Regis (CO) 11/04/24
FG Attempts	1 4 times

PLAYER PROFILES

**Marissa HARGRAVE****#24, GUARD**

5'8" | Sophomore
El Paso, Texas
(Andress HS)

FRESHMAN | 2023-24:

Played in 18 games, totaling 90 minutes of floor time ... put up 13 points, 14 rebounds, five assists and four steals in her inaugural season, earning a season-best four points versus Fresno State (Feb. 14) and versus Utah State (Feb. 28) ... set a career-best in boards, earning three rebounds in the opening round of the Mountain West Championship (March 10).

HIGH SCHOOL/PREP:

As a senior at Andress High School, Hargrave averaged 10.0 points, 4.1 assists, 6.3 rebounds and 1.7 steals per game in her senior year before attending the USAFA Preparatory School, where she averaged 9.0 rebounds a game ... Andress was named district and bi-district champs all three of Hargrave's varsity years, winning a UIL 5A state championship in 2022, with Hargrave finishing second in 5A Region District 1 in assists that season (131, 4.1 APG).

#24 HARGRAVE, Marissa

Opponent	Date	GS	MIN	Total		3-Pointers		Free throws		Rebounds				PF				PTS		AVG
				FG-FGA	PCT	3FG-3FGA	PCT	FT-FTA	PCT	OFF	DEF	TOT	AVG	PF	A	TO	BLK	STL	PTS	
Regis (CO)	11/04/2024		10:00	1-3	.333	0-1	.000	2-2	1.000	1	2	3	3.0	1	1	0	0	0	4	4.0
UC-Colo. Springs	11/19/2024		12:40	1-5	.200	0-2	.000	1-2	.500	1	1	2	2.5	1	0	1	0	1	3	3.5
vs Milwaukee	11/28/2024		07:08	1-2	.500	1-2	.500	0-0	.000	0	1	1	2.0	1	0	0	0	1	3	3.3
Utah Valley	12/04/2024		01:29	1-1	1.000	0-0	.000	0-0	.000	0	0	0	1.5	0	0	2	0	0	2	3.0
at UNLV	01/15/2025		03:29	1-3	.333	0-0	.000	0-0	.000	0	0	0	1.2	1	0	1	0	0	2	2.8
Fresno St.	01/18/2025		07:42	2-4	.500	0-1	.000	0-0	.000	0	1	1	1.2	3	0	0	0	0	4	3.0
Wyoming	01/22/2025		06:49	0-1	.000	0-0	.000	0-0	.000	1	0	1	1.1	0	1	0	0	0	0	2.6
at Nevada	01/25/2025		06:58	0-0	.000	0-0	.000	0-0	.000	0	1	1	1.1	0	0	1	0	1	0	2.3
Utah St.	01/29/2025		11:58	0-5	.000	0-3	.000	0-0	.000	1	1	2	1.2	0	1	2	0	0	0	2.0
at Colorado St.	02/01/2025		06:19	0-1	.000	0-0	.000	0-0	.000	2	0	2	1.3	0	1	0	0	0	0	1.8
San Jose St.	02/05/2025		15:32	1-3	.333	0-1	.000	0-0	.000	0	3	3	1.5	1	1	0	0	0	2	1.8
at Wyoming	02/12/2025		02:02	0-0	.000	0-0	.000	0-0	.000	0	0	0	1.3	0	0	0	0	0	0	1.7
Colorado St.	02/15/2025		00:44	0-0	.000	0-0	.000	0-0	.000	0	0	0	1.2	1	0	0	0	0	0	1.5
Totals			0 92:50	8-28	.286	1-10	.100	3-4	.750	6	10	16	1.2	9	5	7	0	3	20	1.5

Player Averages

Games Played	Minutes/game	Points/game	FG Pct	3FG Pct	FT Pct	Rebounds/game	Assists/game	Turnovers/game	Assist/Turnover ratio	Steals/game	Blocks/game
13	7.1	1.5	28.6	10.0	75.0	1.2	0.4	0.5	0.7	0.2	0.0

CAREER STATS

HARGRAVE, Marissa

				Field Goals		3-Point		F-Throws		Rebounds									Scoring	
SEASON	TEAM	GP-GS	MIN/AVG	FG-FGA	FG%	3FG-3FGA	3FG%	FT-FTA	FT%	OFF	DEF	TOT	AVG	PF-FO	A	TO	BLK	STL	PTS	AVG
2023-24	USAFA	18-0	89/5.0	6-20	.300	1-5	.200	0-2	.000	5	9	14	0.8	22-0	5	8	0	4	13	0.7
2024-25	USAFA	13-0	93/7.1	8-28	.286	1-10	.100	3-4	.750	6	10	16	1.2	9-0	5	7	0	3	20	1.5
TOTAL		31-0	182/5.9	14-48	.292	2-15	.133	3-6	.500	11	19	30	1.0	31-0	10	15	0	7	33	1.1

Single Game Highs

Statistic	Value
Points	4 4 times
Rebounds	3 vs Fresno St. 03/10/24, vs San Jose St. 02/05/25, vs Regis (CO) 11/04/24
Assists	1 10 times
Steals	2 vs New Mexico 01/27/24
FG Made	2 vs Fresno St. 02/14/24, vs Utah St. 02/28/24, vs Fresno St. 01/18/25
FG Attempts	5 vs Fresno St. 02/14/24, vs Utah St. 01/29/25, vs UC-Colo. Springs 11/19/24
3FG Made	1 at Boise St. 03/02/24, vs Milwaukee 11/28/24
3FG Attempts	3 vs Utah St. 01/29/25
FT Made	2 vs Regis (CO) 11/04/24
FT Attempts	2 vs Fresno St. 03/10/24, vs Regis (CO) 11/04/24, vs UC-Colo. Springs 11/19/24

PLAYER PROFILES



Jo HUNTIMER
#40, GUARD
5'7" | Senior
Honolulu, Hawaii
(‘Iolani School)

JUNIOR | 2023-24:
Returned from a 2022-23 injury on Jan. 17 at Colorado State to play in ten games, starting in one at Utah State (Feb. 10) ... Totaled nine points, nine steals and 18 assists ... Finished 2023-24 ranked fourth in Air Force's DI history and eighth all-time in assists.

SOPHOMORE | 2022-23:
Led Air Force in total assists (131), assists per game (4.2) and assist/turnover ratio (2.30, 25th nationally) - all top-four figures among Mountain West competitors ... On the defensive side, Huntimer led the program in total steals (70) and steals per game (2.26) while earning multiple steals in 21 of the Falcons' 31 games ... Earned a career-high and team-best six steals against Colorado (Nov. 19), tying that figure against Boise State (Feb. 17) and New Mexico (Feb. 23) ... Earned a team-best eight assists in the Falcons' season debut, a 67-63 win at Denver (Nov. 7) ... With 131 assists on the season and 253 for her collegiate career, Huntimer closed 2022-23 in fifth on the program's Division I assists leaderboard, surpassing LaToya Howell (2001-03) at Fresno State on Feb. 2 ... 25 more career assists will tie fourth, a position currently held by former Falcon Cherae Medina (2010-14).

FRESHMAN | 2021-22
Appeared in all 33 games, making 28 starts ... Managed 2.8 PPG over 28.3 MPG ... Averaged a team-best 3.7 APG ... Set the Falcons' Division I freshman assists record with 122 assists, the most by a first-year player since Kallie Quinn (1994-95) ... Her 2.14 assist-to-turnover ratio was 5th in the MW and 32nd in Division I ... Grabbed 117 rebounds, seventh-most among Air Force freshman in the program's Division I history ... Totaled a career-high eight assists against Utah State (Feb. 19) ... Scored a career-high 14 points in a road win at Colorado State on (Jan. 13).

BEFORE AIR FORCE:
Attended 'Iolani School in Honolulu, Hawaii...four-year varsity player for 'Iolani, coached by Dean Young...named to the Honolulu Star-Advertiser Fab-15 list twice...two-time ILH and Hawaii State champion...played club basketball for the Kalakaua Foundation as well as PROformance Hawaii.

PERSONAL:
Cadet Squadron 3...first name is Alexis, also goes by "Jo"...parents are James and Karen Huntimer...has three sisters...born in Panama City, Florida...enjoys hiking, scuba diving, and annoying her sisters...she is undecided on her major.

#40 HUNTIMER, Jo

Opponent	Date	GS	MIN	Total		3-Pointers		Free throws		Rebounds				PF	A	TO	BLK	STL	PTS		AVG
				FG-FGA	PCT	3FG-3FGA	PCT	FT-FTA	PCT	OFF	DEF	TOT	AVG								
Regis (CO)	11/04/2024	*	20:03	1-1	1.000	0-0	.000	0-0	.000	0	0	0	0.0	2	2	2	0	1	2	2.0	
South Dakota	11/08/2024	*	28:40	1-4	.250	1-3	.333	0-2	.000	0	3	3	1.5	0	2	0	0	0	3	2.5	
at Northern Colo.	11/11/2024	*	31:17	0-1	.000	0-1	.000	0-0	.000	0	2	2	1.7	3	5	1	1	0	0	1.7	
at Army West Point	11/15/2024	*	38:45	1-3	.333	1-1	1.000	0-0	.000	0	6	6	2.8	1	5	3	0	1	3	2.0	
UC-Colo. Springs	11/19/2024	*	14:40	0-0	.000	0-0	.000	0-0	.000	0	0	0	2.2	1	1	1	1	1	0	1.6	
UC San Diego	11/22/2024	*	34:29	2-5	.400	2-5	.400	0-0	.000	0	3	3	2.3	1	3	1	0	5	6	2.3	
vs Milwaukee	11/28/2024	*	33:10	0-2	.000	0-1	.000	0-0	.000	0	2	2	2.3	1	4	0	0	1	0	2.0	
vs Winthrop	11/30/2024	*	30:27	1-2	.500	1-1	1.000	0-0	.000	1	1	2	2.3	2	6	3	0	2	3	2.1	
Utah Valley	12/04/2024	*	30:37	1-4	.250	1-4	.250	0-0	.000	0	3	3	2.3	1	7	2	0	5	3	2.2	
Seattle U	12/07/2024	*	21:42	1-2	.500	1-1	1.000	0-0	.000	0	0	0	2.1	3	7	0	0	4	3	2.3	
at Oregon	12/17/2024	*	24:50	0-1	.000	0-0	.000	0-0	.000	2	2	4	2.3	2	1	6	0	1	0	2.1	
at Portland St.	12/20/2024	*	23:06	1-3	.333	1-3	.333	0-0	.000	0	1	1	2.2	0	5	1	0	1	3	2.2	
New Mexico	12/29/2024	*	27:10	0-4	.000	0-3	.000	0-0	.000	1	5	6	2.5	1	3	2	0	2	0	2.0	
at Boise St.	01/01/2025	*	26:35	0-3	.000	0-0	.000	1-2	.500	1	2	3	2.5	1	2	1	0	3	1	1.9	
Nevada	01/04/2025	*	29:57	4-8	.500	1-4	.250	0-0	.000	0	3	3	2.5	0	7	2	0	2	9	2.4	
at San Jose St.	01/11/2025	*	32:05	3-9	.333	1-6	.167	2-2	1.000	0	1	1	2.4	2	5	3	0	3	9	2.8	
at UNLV	01/15/2025	*	23:26	0-2	.000	0-0	.000	0-0	.000	0	5	5	2.6	2	0	1	2	1	0	2.6	
Fresno St.	01/18/2025	*	28:37	2-3	.667	2-2	1.000	1-2	.500	0	5	5	2.7	0	5	0	0	4	7	2.9	
Wyoming	01/22/2025	*	26:50	1-2	.500	1-2	.500	0-0	.000	1	1	2	2.7	2	5	1	0	2	3	2.9	
at Nevada	01/25/2025	*	34:52	0-4	.000	0-1	.000	0-0	.000	1	1	2	2.7	2	6	0	1	3	0	2.8	
Utah St.	01/29/2025	*	32:28	1-4	.250	0-2	.000	0-0	.000	0	7	7	2.9	0	10	1	0	2	2	2.7	
at Colorado St.	02/01/2025	*	34:58	5-9	.556	5-7	.714	1-2	.500	0	12	12	3.3	1	5	2	0	0	16	3.3	
San Jose St.	02/05/2025	*	28:48	1-4	.250	0-1	.000	0-0	.000	0	6	6	3.4	0	3	1	0	1	2	3.3	
at Wyoming	02/12/2025	*	32:58	0-3	.000	0-1	.000	0-0	.000	0	4	4	3.4	1	3	2	0	1	0	3.1	
Colorado St.	02/15/2025	*	32:05	3-6	.500	2-5	.400	0-0	.000	1	9	10	3.7	4	5	2	0	0	8	3.3	
at Utah St.	02/19/2025	*	29:45	0-2	.000	0-1	.000	0-0	.000	2	6	8	3.8	1	9	2	1	4	0	3.2	
at Fresno St.	02/22/2025	*	37:23	1-3	.333	0-2	.000	0-0	.000	0	3	3	3.8	1	4	2	0	1	2	3.1	
San Diego St.	02/26/2025	*	24:09	1-4	.250	0-1	.000	0-0	.000	0	0	0	3.7	3	2	0	0	3	2	3.1	
Boise St.	03/01/2025	*	36:22	1-4	.250	1-4	.250	0-0	.000	0	2	2	3.6	1	11	3	0	1	3	3.1	
at New Mexico	03/04/2025	*	29:58	3-8	.375	1-4	.250	0-0	.000	0	5	5	3.7	1	6	1	1	0	7	3.2	
vs Utah St.	03/09/2025	*	28:06	2-6	.333	2-4	.500	0-0	.000	3	5	8	3.8	1	2	0	1	0	6	3.3	
Totals			31	908:17	37-116	.319	24-70	.343	5-10	.500	13	105	118	3.8	41	141	46	8	55	103	3.3

Player Averages

Games Played	Minutes/game	Points/game	FG Pct	3FG Pct	FT Pct	Rebounds/game	Assists/game	Turnovers/game	Assist/Turnover ratio	Steals/game	Blocks/game
31	29.3	3.3	31.9	34.3	50.0	3.8	4.5	1.5	3.1	1.8	0.3

CAREER STATS

HUNTIMER, Jo

		Field Goals				3-Point		F-Throws		Rebounds				Scoring							
SEASON	TEAM	GP-GS	MIN/AVG	FG-FGA	FG%	3FG-3FGA	3FG%	FT-FTA	FT%	OFF	DEF	TOT	AVG	PF-FO	A	TO	BLK	STL	PTS	AVG	
2021-22	USAFA	33-28	934/28.3	37-110	.336	12-45	.267	7-8	.875	28	89	117	3.5	50-0	122	57	7	50	93	2.8	
2022-23	USAFA	31-31	989/31.9	53-139	.381	26-76	.342	40-50	.800	5	96	101	3.3	70-0	131	57	11	70	172	5.5	
2023-24	USAFA	10-1	97/9.7	3-9	.333	3-8	.375	0-0	.000	0	5	5	0.5	3-0	18	9	0	9	9	0.9	
2024-25	USAFA	31-31	908/29.3	37-116	.319	24-70	.343	5-10	.500	13	105	118	3.8	41-0	141	46	8	55	103	3.3	
TOTAL		105-91	2928/27.9	130-374	.348	65-199	.327	52-68	.765	46	295	341	3.2	164-0	412	169	26	184	377	3.6	

Single Game Highs

Statistic	Value
Points	16 vs San Jose St. 01/16/23, at Colorado St. 02/01/25
Rebounds	12 at Colorado St. 02/01/25
Assists	11 vs Boise St. 03/01/25
Steals	6 at Colorado 11/19/22, vs Boise St. 02/16/23, vs New Mexico 02/23/23
Blocks	2 at Denver 11/07/22, vs Georgia Tech 11/26/22, at UNLV 01/15/25
FG Made	6 at Colorado St. 01/13/22
FG Attempts	10 vs New Mexico 02/23/23
3FG Made	5 at Colorado St. 02/01/25
3FG Attempts	7 at Nevada 01/07/23, at Colorado St. 02/01/25
FT Made	6 at Nevada 01/07/23
FT Attempts	6 at Nevada 01/07/23, vs San Jose St. 01/16/23

PLAYER PROFILES



Emma LYTLE
#25, GUARD

5'7" | Freshman
Denver, Colo.
(Valor Christian HS)

#25 LYTLE, Emma

Opponent	Date	GS	MIN	Total		3-Pointers		Free throws		Rebounds				PF	A	TO	BLK	STL	PTS	AVG
				FG-FGA	PCT	3FG-3FGA	PCT	FT-FTA	PCT	OFF	DEF	TOT	AVG							
Regis (CO)	11/04/2024		14:21	1-4	.250	0-1	.000	0-0	.000	0	0	0	0.0	1	1	0	0	1	2	2.0
UC-Colo. Springs	11/19/2024		21:24	1-2	.500	1-2	.500	0-0	.000	1	0	1	0.5	2	1	1	0	0	3	2.5
UC San Diego	11/22/2024		03:58	0-2	.000	0-2	.000	0-0	.000	0	0	0	0.3	1	0	0	0	0	0	1.7
vs Milwaukee	11/28/2024		00:53	0-0	.000	0-0	.000	0-0	.000	0	0	0	0.3	0	0	0	0	0	0	1.3
vs Winthrop	11/30/2024		03:36	0-0	.000	0-0	.000	0-0	.000	0	0	0	0.2	1	0	1	0	0	0	1.0
Utah Valley	12/04/2024		08:21	2-5	.400	2-4	.500	0-0	.000	0	0	0	0.2	0	0	0	0	0	6	1.8
Seattle U	12/07/2024		19:06	1-4	.250	1-4	.250	0-0	.000	3	0	3	0.6	3	2	1	0	1	3	2.0
at Oregon	12/17/2024		14:00	1-2	.500	1-2	.500	0-0	.000	0	0	0	0.5	0	0	3	0	0	3	2.1
at Portland St.	12/20/2024		10:19	0-1	.000	0-1	.000	0-0	.000	0	1	1	0.6	3	0	0	0	0	0	1.9
Nevada	01/04/2025		10:12	0-3	.000	0-2	.000	0-0	.000	0	0	0	0.5	1	0	0	0	0	0	1.7
at San Jose St.	01/11/2025		01:14	0-0	.000	0-0	.000	0-0	.000	0	0	0	0.5	0	0	0	0	0	0	1.5
at UNLV	01/15/2025		05:13	0-0	.000	0-0	.000	0-0	.000	0	0	0	0.4	2	0	0	0	0	0	1.4
Fresno St.	01/18/2025		04:34	0-0	.000	0-0	.000	0-0	.000	0	0	0	0.4	1	1	0	0	0	0	1.3
Wyoming	01/22/2025		03:26	0-1	.000	0-0	.000	0-0	.000	0	0	0	0.4	0	1	0	0	0	0	1.2
Utah St.	01/29/2025		02:42	0-0	.000	0-0	.000	2-2	1.000	0	0	0	0.3	0	0	0	0	0	2	1.3
San Jose St.	02/05/2025		04:39	2-3	.667	1-2	.500	0-0	.000	0	0	0	0.3	0	1	0	0	0	5	1.5
Totals		0	127:57	8-27	.296	6-20	.300	2-2	1.000	4	1	5	0.3	15	7	6	0	2	24	1.5

Player Averages

Games Played	Minutes/game	Points/game	FG Pct	3FG Pct	FT Pct	Rebounds/game	Assists/game	Turnovers/game	Assist/Turnover ratio	Steals/game	Blocks/game
16	8.0	1.5	29.6	30.0	100.0	0.3	0.4	0.4	1.2	0.1	0.0

CAREER STATS

LYTLE, Emma

				Field Goals		3-Point		F-Throws		Rebounds				Scoring						
SEASON	TEAM	GP-GS	MIN/AVG	FG-FGA	FG%	3FG-3FGA	3FG%	FT-FTA	FT%	OFF	DEF	TOT	AVG	PF-FO	A	TO	BLK	STL	PTS	AVG
2024-25	USAFA	16-0	128/8.0	8-27	.296	6-20	.300	2-2	1.000	4	1	5	0.3	15-0	7	6	0	2	24	1.5
TOTAL		16-0	128/8.0	8-27	.296	6-20	.300	2-2	1.000	4	1	5	0.3	15-0	7	6	0	2	24	1.5

Single Game Highs

Statistic	Value	
Points	6	vs Utah Valley 12/04/24
Rebounds	3	vs Seattle U 12/07/24
Assists	2	vs Seattle U 12/07/24
Steals	1	vs Seattle U 12/07/24, vs Regis (CO) 11/04/24
FG Made	2	vs Utah Valley 12/04/24, vs San Jose St. 02/05/25
FG Attempts	5	vs Utah Valley 12/04/24
3FG Made	2	vs Utah Valley 12/04/24
3FG Attempts	4	vs Utah Valley 12/04/24, vs Seattle U 12/07/24
FT Made	2	vs Utah St. 01/29/25
FT Attempts	2	vs Utah St. 01/29/25

PLAYER PROFILES



Jayda MCNABB

#10, GUARD

5'10" | Sophomore
Rapid City, S.D.
(Stevens HS)

AWARDS:
2023-24 Mountain West All-Freshman Team

FRESHMAN | 2023-24:
Earned the most rebounds by a freshman in Air Force Division I history (201), third among Air Force freshmen all time, and eighth among all players in DI history ... 3.84 offensive rebounds per game led the Mountain West across all games, finishing ranked 23rd in Division I ... At 5'10", McNabb was one of three players in the country shorter than 6'0" to average 3.84 or more offensive boards ... Against the Mountain West, McNabb averaged .97 more offensive boards per game than second (Amhyia Moreland, San Jose State) ... Led Air Force in blocked shots (22), finishing 13th in the Mountain West in denials, while ranking fourth all time among Falcon freshmen and third in Air Force freshman Division I history in the category ... Totaled 58 steals, ranking fourth all time among Falcon freshmen and third in Air Force freshman Division I history ... Finished tenth in Air Force Division I history in free throws made (49) and attempts (77) ... Finished fifth among the Falcons in scoring average (6.0 ppg) ... Posted the team's second-best three-point percentage (.375, 18-48) ... Finished seventh in the Mountain West in steals, averaging 1.81 per game ... Set a career-high 15 points in a win over Regis (Nov. 14) and earned 13 at Fresno State (Dec. 30), her most against a Division I opponent ... Five steals versus Fresno State (Feb. 14) tied the most by an individual in Mountain West play in 2023-24.

HIGH SCHOOL/PREP:
Attended and played for USAFA Prep, where she averaged a double-double, scoring a season-high 40 points against Northwest ... as a junior at Stevens High School, McNabb was selected team MVP in both basketball (and volleyball) and was named to the Class AA All-Tournament Team and the All-State Team, helping lead the Raiders to a 20-5 finish and state championship berth to the tune of 11.1 points, 4.6 assists and three steals per game ... was named Raider Female Athlete of the Year, was a South Dakota Miss Basketball finalist and was the Rapid City Journal's Class AA Girls Basketball Player of the Year ... on top of a decorated basketball career at Stevens, McNabb won state titles in volleyball (2018) and in the sprint medley relay on the track (2021).

#10 MCNABB, Jayda

Opponent	Date	GS	MIN	Total		3-Pointers		Free throws		Rebounds														
				FG-FA	PCT	3FG-3FA	PCT	FT-FTA	PCT	OFF	DEF	TOT	AVG	PF	A	TO	BLK	STL	PTS	AVG				
Regis (CO)	11/04/2024	*	25:32	2-4	.500	0-1	.000	1-2	.500	4	7	11	11.0	2	0	0	2	1	5	5.0				
South Dakota	11/08/2024	*	27:38	6-11	.545	0-2	.000	4-5	.800	8	2	10	10.5	4	3	1	1	1	16	10.5				
at Northern Colo.	11/11/2024	*	35:39	3-5	.600	0-1	.000	0-2	.000	2	4	6	9.0	2	2	0	0	2	6	9.0				
at Army West Point	11/15/2024	*	29:13	2-5	.400	1-1	1.000	1-2	.500	2	6	8	8.8	3	1	3	0	3	6	8.3				
UC-Colo. Springs	11/19/2024	*	19:10	3-6	.500	1-2	.500	3-3	1.000	1	1	2	7.4	1	0	0	1	1	10	8.6				
UC San Diego	11/22/2024	*	37:37	8-9	.889	1-1	1.000	0-1	.000	7	3	10	7.8	3	1	2	1	3	17	10.0				
vs Milwaukee	11/28/2024	*	22:36	0-2	.000	0-0	.000	0-0	.000	6	4	10	8.1	3	2	3	2	0	0	8.6				
vs Winthrop	11/30/2024	*	24:27	2-5	.400	0-0	.000	0-0	.000	7	5	12	8.6	3	2	1	1	1	4	8.0				
Utah Valley	12/04/2024	*	23:38	4-4	1.000	0-0	.000	1-2	.500	2	1	3	8.0	4	2	0	1	3	9	8.1				
Seattle U	12/07/2024	*	26:51	3-7	.429	0-2	.000	1-3	.333	8	5	13	8.5	0	2	1	2	3	7	8.0				
at Oregon	12/17/2024	*	25:37	6-9	.667	1-2	.500	3-3	1.000	4	3	7	8.4	4	0	3	0	3	16	8.7				
at Portland St.	12/20/2024	*	28:13	1-2	.500	0-0	.000	0-0	.000	3	1	4	8.0	2	0	2	2	2	2	8.2				
New Mexico	12/29/2024	*	24:56	1-8	.125	0-1	.000	0-0	.000	6	2	8	8.0	4	1	0	1	2	2	7.7				
at Boise St.	01/01/2025	*	20:17	0-1	.000	0-0	.000	0-0	.000	2	1	3	7.6	3	1	2	1	2	0	7.1				
Nevada	01/04/2025	*	28:00	4-7	.571	0-1	.000	4-7	.571	2	8	10	7.8	5	1	3	2	1	12	7.5				
at San Jose St.	01/11/2025	*	35:28	3-4	.750	1-1	1.000	6-9	.667	7	4	11	8.0	2	2	2	2	6	13	7.8				
at UNLV	01/15/2025	*	30:50	3-5	.600	1-1	1.000	1-4	.250	2	4	6	7.9	1	1	0	2	0	8	7.8				
Fresno St.	01/18/2025	*	19:57	2-7	.286	0-1	.000	0-0	.000	4	3	7	7.8	4	3	0	0	1	4	7.6				
Wyoming	01/22/2025	*	34:14	4-10	.400	0-2	.000	2-2	1.000	2	1	3	7.6	3	3	3	2	1	10	7.7				
at Nevada	01/25/2025	*	24:52	2-3	.667	0-0	.000	2-4	.500	3	3	6	7.5	5	1	1	0	1	6	7.7				
Utah St.	01/29/2025	*	19:16	5-6	.833	0-0	.000	2-2	1.000	2	1	3	7.3	3	1	1	1	1	12	7.9				
at Colorado St.	02/01/2025	*	29:20	2-3	.667	1-1	1.000	2-3	.667	1	5	6	7.2	3	2	2	1	1	7	7.8				
San Jose St.	02/05/2025	*	27:02	5-7	.714	0-1	.000	1-2	.500	4	6	10	7.3	2	0	0	2	5	11	8.0				
at Wyoming	02/12/2025	*	30:03	5-12	.417	0-2	.000	2-5	.400	1	1	2	7.1	2	1	1	1	2	12	8.1				
Colorado St.	02/15/2025	*	22:43	2-10	.200	0-3	.000	3-4	.750	4	6	10	7.2	4	0	0	0	3	7	8.1				
at Utah St.	02/19/2025	*	27:49	6-10	.600	0-1	.000	0-0	.000	2	2	4	7.1	5	2	3	0	1	12	8.2				
at Fresno St.	02/22/2025	*	30:48	6-8	.750	0-0	.000	1-2	.500	3	2	5	7.0	3	2	2	1	1	13	8.4				
San Diego St.	02/26/2025	*	31:56	3-7	.429	0-0	.000	3-6	.500	4	3	7	7.0	4	2	1	2	2	9	8.4				
Boise St.	03/01/2025	*	24:42	2-3	.667	0-0	.000	2-2	1.000	4	2	6	7.0	3	0	0	0	1	6	8.3				
at New Mexico	03/04/2025	*	12:17	1-4	.250	0-0	.000	0-0	.000	1	1	2	6.8	2	0	0	1	1	2	8.1				
vs Utah St.	03/09/2025	*	28:20	6-12	.500	1-2	.500	1-3	.333	3	8	11	7.0	3	3	2	2	0	14	8.3				
Totals			31	829:01	102-196	.520	8-29	.276	46-78	.590	111	105	216	7.0	92	41	39	34	55	258	8.3			

Player Averages

Games Played	Minutes/game	Points/game	FG Pct	3FG Pct	FT Pct	Rebounds/game	Assists/game	Turnovers/game	Assist/Turnover ratio	Steals/game	Blocks/game
31	26.7	8.3	52.0	27.6	59.0	7.0	1.3	1.3	1.1	1.8	1.1

CAREER STATS

MCNABB, Jayda

				Field Goals		3-Point		F-Throws		Rebounds				Scoring									
SEASON	TEAM	GP-GS	MIN/AVG	FG-FGA	FG%	3FG-3FGA	3FG%	FT-FTA	FT%	OFF	DEF	TOT	AVG	PF-FO	A	TO	BLK	STL	PTS	AVG			
2023-24	USAFA	32-32	900/28.1	63-172	.366	18-48	.375	49-77	.636	123	78	201	6.3	87-1	55	50	22	58	193	6.0			
2024-25	USAFA	31-31	829/26.7	102-196	.520	8-29	.276	46-78	.590	111	105	216	7.0	92-3	41	39	34	55	258	8.3			
TOTAL		63-63	1729/27.5	165-368	.448	26-77	.338	95-155	.613	234	183	417	6.6	179-4	96	89	56	113	451	7.2			

Single Game Highs

Statistic	Value	
Points	17	vs UC San Diego 11/22/24
Rebounds	15	at UNLV 02/17/24
Assists	6	vs Fresno St. 02/14/24
Steals	6	at San Jose St. 01/11/25
Blocks	3	vs Denver 11/06/23
FG Made	8	vs UC San Diego 11/22/24
FG Attempts	12	at Wyoming 02/12/25, vs Utah St. 03/09/25
3FG Made	3	vs Wyoming 01/06/24
3FG Attempts	5	vs Wyoming 01/06/24
FT Made	6	at San Jose St. 01/11/25
FT Attempts	9	at San Jose St. 01/11/25

PLAYER PROFILES



Keelie O'HOLLAREN
#13, GUARD

5'10" | Sophomore
Lake Oswego, Oregon
(Lakeridge HS)

AWARDS:
2X Mountain West Freshman of the Week

FRESHMAN | 2023-24:

Appeared in all 32 games, starting in four and averaging 18 minutes per contest ... 60 three pointers for the season is the most of any freshman in program history, surpassing Mariah Forde's 57 against Utah State (Feb. 28) ... Six made threes against the Aggies marked the most by a Falcon in 2023-24 ... Led Air Force in threes made (60) and attempted (165), finishing seventh in Mountain West play in threes made (35) ... Shot .880 from the free-throw line, a team best ... Set career highs in points (24), field goals made (9) and attempted (18) and steals (4) in Air Force's 83-61 win over Army West Point (Nov. 17) ... Averaged 8.6 points per game in 2023-24, scoring in double-digits in 12 contests ... Earned nine rebounds against Utah State (Feb. 28), all off of the defensive glass.

HIGH SCHOOL/PREP:

O'Hollaren, a 1,000-point scorer playing as a wing at Lakeridge High School, was the leading scorer and rebounder all four years for the Pacers, averaging 18 points and eight rebounds in her senior season on the way to being named the 2022-23 Three Rivers League Player of the Year ... "O'Hollaren is ... a skilled facilitator and a feisty defender, always ready to jump into a passing lane," said current Lakeridge head coach Jason Brown of O'Hollaren entering her senior season. "We've got a heck of a leader in Keelie O'Hollaren." ... along with a four-year basketball career in high school, O'Hollaren also competed two years in volleyball (second-team all-league selection) playing outside/middle hitter, played a season at second base in softball and one year as a defender in lacrosse.

#13 O'HOLLAREN, Keelie

Opponent	Date	GS	MIN	Total		3-Pointers		Free throws		Rebounds				PF	A	TO	BLK	STL	PTS	AVG
				FG-FGA	PCT	3FG-3FGA	PCT	FT-FTA	PCT	OFF	DEF	TOT	AVG							
Regis (CO)	11/04/2024		14:38	5-8	.625	1-4	.250	3-3	1.000	0	3	3	3.0	2	1	2	0	1	14	14.0
South Dakota	11/08/2024		20:44	1-10	.100	1-7	.143	0-0	.000	0	1	1	2.0	2	0	2	1	1	3	8.5
at Northern Colo.	11/11/2024		15:09	3-8	.375	1-5	.200	1-2	.500	0	2	2	2.0	2	1	0	1	1	8	8.3
at Army West Point	11/15/2024		16:39	3-9	.333	2-6	.333	1-2	.500	0	2	2	2.0	0	1	2	0	2	9	8.5
UC-Colo. Springs	11/19/2024		19:23	1-8	.125	0-5	.000	4-4	1.000	1	1	2	2.0	1	2	2	0	1	6	8.0
UC San Diego	11/22/2024		23:26	3-14	.214	1-8	.125	1-2	.500	0	2	2	2.0	3	0	3	0	1	8	8.0
vs Milwaukee	11/28/2024		24:01	4-12	.333	3-11	.273	2-2	1.000	0	2	2	2.0	2	2	4	0	1	13	8.7
vs Winthrop	11/30/2024		18:56	3-9	.333	2-6	.333	0-0	.000	1	2	3	2.1	1	0	0	0	0	8	8.6
Utah Valley	12/04/2024		17:10	3-7	.429	3-6	.500	4-6	.667	1	1	2	2.1	4	1	5	0	1	13	9.1
Seattle U	12/07/2024		21:54	5-11	.455	3-7	.429	2-2	1.000	1	1	2	2.1	0	1	1	0	2	15	9.7
at Oregon	12/17/2024		24:02	1-11	.091	0-6	.000	0-0	.000	0	1	1	2.0	1	0	0	0	0	2	9.0
at Portland St.	12/20/2024		22:00	7-14	.500	4-9	.444	0-0	.000	0	0	0	1.8	0	1	0	0	3	18	9.8
New Mexico	12/29/2024		17:18	2-6	.333	1-5	.200	2-2	1.000	0	1	1	1.8	3	0	0	0	1	7	9.5
at Boise St.	01/01/2025		25:40	2-9	.222	2-7	.286	0-0	.000	1	2	3	1.9	5	1	0	0	1	6	9.3
Nevada	01/04/2025		21:05	3-10	.300	2-8	.250	0-0	.000	0	3	3	1.9	1	1	0	0	0	8	9.2
at San Jose St.	01/11/2025		15:34	1-6	.167	1-5	.200	0-0	.000	0	0	0	1.8	1	1	2	0	1	3	8.8
at UNLV	01/15/2025		16:57	3-7	.429	0-3	.000	0-0	.000	0	1	1	1.8	3	0	0	0	0	6	8.6
Fresno St.	01/18/2025		08:47	0-4	.000	0-4	.000	0-0	.000	0	1	1	1.7	0	0	0	0	1	0	8.2
Wyoming	01/22/2025		15:53	3-6	.500	2-4	.500	0-0	.000	0	0	0	1.6	0	0	2	0	0	8	8.2
at Nevada	01/25/2025	*	35:15	7-13	.538	5-9	.556	3-3	1.000	1	3	4	1.8	2	1	3	0	1	22	8.9
Utah St.	01/29/2025	*	33:16	6-11	.545	5-9	.556	1-2	.500	1	3	4	1.9	1	1	1	0	1	18	9.3
at Colorado St.	02/01/2025	*	30:42	0-2	.000	0-2	.000	4-4	1.000	1	2	3	1.9	3	0	2	0	0	4	9.0
San Jose St.	02/05/2025	*	27:32	4-13	.308	2-9	.222	0-0	.000	1	6	7	2.1	2	0	0	1	1	10	9.1
at Wyoming	02/12/2025	*	35:43	4-6	.667	3-3	1.000	0-0	.000	0	5	5	2.3	4	0	1	2	0	11	9.2
Colorado St.	02/15/2025	*	30:56	3-8	.375	1-3	.333	2-2	1.000	0	1	1	2.2	2	0	2	1	0	9	9.2
at Utah St.	02/19/2025	*	34:43	7-15	.467	5-10	.500	4-4	1.000	0	3	3	2.2	4	0	1	1	0	23	9.7
at Fresno St.	02/22/2025	*	25:17	4-7	.571	2-5	.400	0-0	.000	0	3	3	2.3	3	0	0	0	0	10	9.7
San Diego St.	02/26/2025	*	26:35	4-11	.364	3-6	.500	0-0	.000	3	3	6	2.4	3	1	1	0	1	11	9.8
Boise St.	03/01/2025	*	23:03	2-9	.222	1-6	.167	0-0	.000	0	1	1	2.3	4	1	0	0	1	5	9.6
at New Mexico	03/04/2025	*	20:22	4-7	.571	3-5	.600	0-0	.000	0	2	2	2.3	2	0	0	1	0	11	9.6
vs Utah St.	03/09/2025	*	24:07	1-5	.200	0-3	.000	0-0	.000	1	1	2	2.3	1	1	0	0	1	2	9.4
Totals			12	706:45	.359	99-276	.317	34-40	.850	13	59	72	2.3	62	18	36	8	24	291	9.4

Player Averages

Games Played	Minutes/game	Points/game	FG Pct	3FG Pct	FT Pct	Rebounds/game	Assists/game	Turnovers/game	Assist/Turnover ratio	Steals/game	Blocks/game
31	22.8	9.4	35.9	31.7	85.0	2.3	0.6	1.2	0.5	0.8	0.3

CAREER STATS

O'HOLLAREN, Keelie

SEASON	TEAM	GP-GS	MIN/AVG	Field Goals		3-Point		F-Throws		Rebounds				Scoring	
				FG-FGA	FG%	3FG-3FGA	3FG%	FT-FTA	FT%	OFF	DEF	TOT	AVG	PF-FO	A TO BLK STL PTS AVG
2023-24	USAFA	32-4	576/18.0	96-249	.386	60-165	.364	22-25	.880	9	58	67	2.1	64-0	18 43 4 31 274 8.6
2024-25	USAFA	31-12	707/22.8	99-276	.359	59-186	.317	34-40	.850	13	59	72	2.3	62-1	18 36 8 24 291 9.4
TOTAL		63-16	1283/20.4	195-525	.371	119-351	.339	56-65	.862	22	117	139	2.2	126-1	36 79 12 55 565 9.0

Single Game Highs

Statistic	Value	
Points	24	vs Army West Point 11/17/23
Rebounds	9	vs Utah St. 02/28/24
Assists	3	vs Colorado St. 01/31/24
Steals	4	vs Army West Point 11/17/23, vs San Diego St. 01/03/24
Blocks	2	at Wyoming 02/12/25
FG Made	9	vs Army West Point 11/17/23
FG Attempts	18	vs Army West Point 11/17/23
3FG Made	6	vs Utah St. 02/28/24
3FG Attempts	12	vs Utah St. 02/28/24
FT Made	4	5 times
FT Attempts	6	vs Utah Valley 12/04/24

PLAYER PROFILES



Milahnne PERRY
#2, GUARD
5'7" | Junior
Tampa, Florida
(Seffner Christian Acad.)

AWARDS:
2022-23 Mountain West All-Freshman Team
Mountain West Freshman of the Week (Jan. 16, 2023)
2023-24 All-Mountain West First Team

SOPHOMORE | 2023-24:
536 career points in 2023-24 marks the highest scoring single-season performance in Air Force Division I history and is third all time ... 197 field goals made claims an Air Force Division I record and falls in fourth all time ... 497 attempted field goals for reset the all-time single season record for attempts ... 26 attempted baskets at San Diego State (Jan. 3, 2024) tied the Falcon Division I record, set by Riley Snyder against Army on Nov. 13, 2019 ... 16.7 points per game ranks tenth all time and second in Falcon Division I history ... Played in all 32 games, starting in 30 ... Playing in a non-traditional point guard role in 2023-24, led Air Force in assists (84), averaging 3.5 per game in conference play, the sixth-best figure in the Mountain West ... In the program's first-ever win at Boise State's ExtraMile Arena, Perry closed the contest with a team-high 23 points (8-15 FG, 1-3 3FG, 6-6 FT), outscoring the Broncos 8-6 on her own in the second quarter, and scored the Falcons' final six points in a one-possession affair, including the go-ahead basket with 3.5 seconds to go ... Falling against Nevada on Feb. 7, Perry reset her career best, scoring 30 points on 10-20 FG and 4-5 from three, marking just the fifth 30-point output by a Falcon in the past decade and the second this season ... In Mountain West play, finished third in scoring average (18.22), seventh in field goal percentage (.418), sixth in assists (3.50), second in free throw percentage (.826), tenth in steals (1.44) and sixth in assist/turnover ratio (1.58) ... Possessing 672 career points, Perry is currently on-pace to become Air Force's 19th all-time career 1000-point scorer.

FRESHMAN | 2022-23:
Was first off the bench in the Falcons' rotation as a freshman ... appeared in 29 games in 2022-23, averaging 7.1 points per game in 19.0 minutes of play time ... led Air Force in blocked shots, logging 12 on the year ... posted a career-best in points (22) and free throws made (9) against Wyoming (Jan. 11) ... was second among the Falcon roster in free throws made (51) and third in field goal attempts (220).

BEFORE AIR FORCE:
Played for Joe Cooper at Seffner Christian Academy...Play4Kay Shootout MVP...MLK Shootout MVP...Class 4A State Champion...Two-time Regional Champion...Three-time District Champion...averaged 16.7 PPG, 6.2 RPG, and 4.1 APG her senior season...played club for Candace Parker Hoop Dreams Elite.

PERSONAL:
Member of cadet squadron 16...daughter of Mark and Karen Perry...Has two sisters, Maliyah and Mila...intended major is business management with a minor in Spanish...born in Bakersfield, Calif.

#2 PERRY, Milahnne

Opponent	Date	GS	MIN	Total		3-Pointers		Free throws		Rebounds				PF	A	TO	BLK	STL	PTS	AVG	
				FG-FGA	PCT	3FG-3FGA	PCT	FT-FTA	PCT	OFF	DEF	TOT	AVG								
Regis (CO)	11/04/2024	*	21:39	10-14	.714	2-3	.667	5-6	.833	0	3	3	3.0	0	0	1	1	2	27	27.0	
South Dakota	11/08/2024	*	28:22	5-14	.357	1-7	.143	3-4	.750	1	5	6	4.5	0	1	4	0	2	14	20.5	
at Northern Colo.	11/11/2024	*	32:40	8-23	.348	1-8	.125	4-4	1.000	1	0	1	3.3	1	0	3	0	2	21	20.7	
at Army West Point	11/15/2024	*	38:43	6-13	.462	0-2	.000	0-0	.000	0	5	5	3.8	1	3	2	1	1	12	18.5	
UC-Colo. Springs	11/19/2024	*	23:38	5-13	.385	0-2	.000	3-3	1.000	2	1	3	3.6	0	2	1	0	4	13	17.4	
UC San Diego	11/22/2024	*	36:56	4-15	.267	0-2	.000	7-10	.700	1	2	3	3.5	2	3	3	1	1	15	17.0	
vs Milwaukee	11/28/2024	*	31:42	5-14	.357	0-2	.000	8-10	.800	1	1	2	3.3	1	2	2	0	0	18	17.1	
vs Winthrop	11/30/2024	*	33:21	7-14	.500	2-3	.667	2-2	1.000	1	2	3	3.3	1	3	1	0	1	18	17.3	
Utah Valley	12/04/2024	*	33:28	9-16	.563	3-5	.600	1-2	.500	1	3	4	3.3	2	2	3	0	1	22	17.8	
Seattle U	12/07/2024	*	20:05	5-13	.385	1-2	.500	1-2	.500	0	1	1	3.1	1	0	0	0	3	12	17.2	
at Oregon	12/17/2024	*	21:46	1-10	.100	0-2	.000	0-0	.000	2	1	3	3.1	2	0	4	0	0	2	15.8	
at Portland St.	12/20/2024	*	26:04	8-16	.500	1-3	.333	1-1	1.000	1	2	3	3.1	2	4	2	0	1	18	16.0	
New Mexico	12/29/2024	*	30:03	8-17	.471	1-4	.250	2-4	.500	0	4	4	3.2	2	1	4	0	1	19	16.2	
at Boise St.	01/01/2025	*	35:34	6-21	.286	0-3	.000	9-12	.750	1	1	2	3.1	2	0	1	0	1	21	16.6	
Nevada	01/04/2025	*	30:20	2-14	.143	0-2	.000	2-2	1.000	1	2	3	3.1	1	4	3	0	0	6	15.9	
at San Jose St.	01/11/2025	*	34:00	10-21	.476	1-4	.250	7-11	.636	0	2	2	3.0	4	1	1	0	4	28	16.6	
at UNLV	01/15/2025	*	33:31	5-12	.417	0-1	.000	2-2	1.000	1	2	3	3.0	0	4	5	0	0	12	16.4	
Fresno St.	01/18/2025	*	22:58	7-12	.583	2-4	.500	1-2	.500	0	2	2	2.9	3	4	2	0	2	17	16.4	
Wyoming	01/22/2025	*	27:35	7-11	.636	2-2	1.000	0-0	.000	0	2	2	2.9	0	1	0	0	0	16	16.4	
at Nevada	01/25/2025	*	29:38	2-9	.222	0-3	.000	1-2	.500	0	1	1	2.8	2	0	3	0	0	5	15.8	
Utah St.	01/29/2025	*	33:25	6-13	.462	2-5	.400	3-4	.750	1	3	4	2.9	1	1	0	1	1	17	15.9	
at Colorado St.	02/01/2025	*	35:32	9-16	.563	0-1	.000	5-6	.833	0	1	1	2.8	1	2	2	0	1	23	16.2	
San Jose St.	02/05/2025	*	28:35	7-17	.412	1-3	.333	4-6	.667	0	0	0	2.7	1	2	1	0	3	19	16.3	
at Wyoming	02/12/2025	*	35:09	6-12	.500	0-0	.000	2-3	.667	0	4	4	2.7	1	2	5	0	0	14	16.2	
Colorado St.	02/15/2025	*	34:11	6-15	.400	0-2	.000	3-6	.500	0	3	3	2.7	0	0	1	1	0	15	16.2	
at Utah St.	02/19/2025	*	26:03	3-15	.200	0-0	.000	1-2	.500	4	1	5	2.8	0	3	4	0	0	7	15.8	
at Fresno St.	02/22/2025	*	22:27	3-8	.375	0-2	.000	2-2	1.000	0	2	2	2.8	1	2	2	0	0	8	15.5	
San Diego St.	02/26/2025	*	30:41	6-17	.353	2-3	.667	0-0	.000	2	1	3	2.8	0	2	1	1	1	14	15.5	
Boise St.	03/01/2025	*	33:28	12-19	.632	1-1	1.000	0-0	.000	1	2	3	2.8	0	1	1	0	1	25	15.8	
at New Mexico	03/04/2025	*	35:34	6-15	.400	0-2	.000	6-9	.667	0	1	1	2.7	0	2	0	1	2	18	15.9	
vs Utah St.	03/09/2025	*	33:49	8-18	.444	0-3	.000	6-6	1.000	0	0	0	2.6	0	6	5	0	0	22	16.1	
Totals			31	940:57	192-457	.420	23-86	.267	91-123	.740	22	60	82	2.6	32	58	67	9	35	498	16.1

Player Averages

Games Played	Minutes/ game	Points/ game	FG Pct	3FG Pct	FT Pct	Rebounds/ game	Assists/ game	Turnovers/ game	Assist/Turnover ratio	Steals/ game	Blocks/ game
31	30.4	16.1	42.0	26.7	74.0	2.6	1.9	2.2	0.9	1.1	0.3

CAREER STATS

PERRY, Milahnne

SEASON	TEAM	GP-GS	MIN/AVG	Field Goals		3-Point		F-Throws		Rebounds				Scoring						
				FG-FGA	FG%	3FG-3FGA	3FG%	FT-FTA	FT%	OFF	DEF	TOT	AVG	PF-FO	A	TO	BLK	STL	PTS	AVG
2022-23	USAFA	29-0	552/19.0	69-220	.314	17-67	.254	51-73	.699	15	38	53	1.8	32-0	16	27	12	24	206	7.1
2023-24	USAFA	32-30	1021/31.9	197-497	.396	43-121	.355	98-127	.772	22	55	77	2.4	54-0	84	63	16	41	535	16.7
2024-25	USAFA	31-31	941/30.4	192-457	.420	23-86	.267	91-123	.740	22	60	82	2.6	32-0	58	67	9	35	498	16.1
TOTAL		92-61	2515/27.3	458-1174	.390	83-274	.303	240-323	.743	59	153	212	2.3	118-0	158	157	37	100	1239	13.5

Single Game Highs

Statistic	Value
Points	30 vs Nevada 02/07/24
Rebounds	6 vs South Dakota 11/08/24
Assists	7 at Colorado St. 01/17/24, at San Jose St. 02/03/24
Steals	5 vs UC-Colo. Springs 12/05/23
Blocks	2 6 times
FG Made	12 vs Boise St. 03/01/25
FG Attempts	26 vs San Diego St. 01/03/24
3FG Made	4 4 times
3FG Attempts	10 at UNLV 02/17/24
FT Made	9 vs Wyoming 01/11/23, at Boise St. 01/01/25
FT Attempts	12 at Boise St. 01/01/25

PLAYER PROFILES



Sydney ROUNDTREE
#5, FORWARD
6'0" | Freshman
Jacksonville, Fla.
(Bishop Kenny HS)

#5 ROUNDTREE, Sydney

Opponent	Date	GS	MIN	Total		3-Pointers		Free throws		Rebounds				PF	A	TO	BLK	STL	PTS	AVG
				FG-FGA	PCT	3FG-3FGA	PCT	FT-FTA	PCT	OFF	DEF	TOT	AVG							
Regis (CO)	11/04/2024		05:08	1-2	.500	0-1	.000	0-1	.000	0	0	0	0.0	1	0	0	0	0	2	2.0
UC-Colo. Springs	11/19/2024		07:59	0-0	.000	0-0	.000	0-0	.000	0	2	2	1.0	2	0	0	0	0	0	1.0
vs Milwaukee	11/28/2024		00:53	0-0	.000	0-0	.000	0-0	.000	0	0	0	0.7	1	0	0	0	0	0	0.7
Seattle U	12/07/2024		08:40	0-0	.000	0-0	.000	2-2	1.000	1	2	3	1.3	0	0	1	2	1	2	1.0
at Oregon	12/17/2024		03:24	0-0	.000	0-0	.000	0-0	.000	1	0	1	1.2	1	0	0	0	0	0	0.8
at Portland St.	12/20/2024		02:48	0-0	.000	0-0	.000	0-0	.000	1	0	1	1.2	0	0	0	0	0	0	0.7
at UNLV	01/15/2025		01:40	0-0	.000	0-0	.000	0-0	.000	0	0	0	1.0	0	0	0	0	0	0	0.6
Fresno St.	01/18/2025		04:13	0-0	.000	0-0	.000	0-0	.000	0	0	0	0.9	0	0	1	0	0	0	0.5
Utah St.	01/29/2025		02:42	0-0	.000	0-0	.000	0-0	.000	0	0	0	0.8	0	0	0	0	0	0	0.4
Totals		0	37:27	1-2	.500	0-1	.000	2-3	.667	3	4	7	0.8	5	0	2	2	1	4	0.4

Player Averages

Games Played	Minutes/game	Points/game	FG Pct	3FG Pct	FT Pct	Rebounds/game	Assists/game	Turnovers/game	Assist/Turnover ratio	Steals/game	Blocks/game
9	4.2	0.4	50.0	0.0	66.7	0.8	0.0	0.2	0.0	0.1	0.2

CAREER STATS

ROUNDTREE, Sydney

				Field Goals		3-Point		F-Throws		Rebounds				Scoring						
SEASON	TEAM	GP-GS	MIN/AVG	FG-FGA	FG%	3FG-3FGA	3FG%	FT-FTA	FT%	OFF	DEF	TOT	AVG	PF-FO	A	TO	BLK	STL	PTS	AVG
2024-25	USAFA	9-0	37/4.2	1-2	.500	0-1	.000	2-3	.667	3	4	7	0.8	5-0	0	2	2	1	4	0.4
TOTAL		9-0	37/4.2	1-2	.500	0-1	.000	2-3	.667	3	4	7	0.8	5-0	0	2	2	1	4	0.4

Single Game Highs

Statistic	Value	
Points	2	vs Seattle U 12/07/24, vs Regis (CO) 11/04/24
Rebounds	3	vs Seattle U 12/07/24
Steals	1	vs Seattle U 12/07/24
Blocks	2	vs Seattle U 12/07/24
FG Made	1	vs Regis (CO) 11/04/24
FG Attempts	2	vs Regis (CO) 11/04/24
3FG Attempts	1	vs Regis (CO) 11/04/24
FT Made	2	vs Seattle U 12/07/24
FT Attempts	2	vs Seattle U 12/07/24

PLAYER PROFILES



Madison SMITH
#4, GUARD

5'8" | Senior
Connell, Washington
(Connell HS)

Awards:
2022-23 All-Mountain West Honorable Mention
2023-24 Mountain West All-Defensive Team

JUNIOR | 2023-24:
Played in all 32 games, starting in 28 ... At Colorado State (Jan. 17), earned 31 points on 14-20 shooting and 3-6 from three, marking a career-best and the highest scoring performance for a Falcon since Riley Snyder put up 34 at New Mexico on Feb. 24, 2020 ... 31 points at CSU was the fourth 30-point-or-better performance for a Falcon in the past ten years ... 14 made shots in a game reset an Air Force record and was the most for a player among Mountain West competitors in 2023-24 ... Distributed a career-high six assists versus New Mexico (Jan. 27) ... Averaged 11.4 points per game ... Led Air Force in takeaways, earning 66 on the season while averaging 2.1 per game to finish ranked third in the Mountain West in steals ... finished 13th in scoring across the Mountain West.
SOPHOMORE | 2022-23:
Played in 30 of the Falcons' 31 games, averaging 26.0 minutes a contest ... Led Air Force in scoring average (12.8 PPG) and was second in total points (385) ... Led the team in three-pointers made (36) and attempts (104) while finishing second in 3PT percentage (.346) ... Went 5-7 (.714) at San Jose State (Jan. 5) on the way to a career-high 23 points in the Falcons' 77-64 win. Five threes in a game marks a team best ... Led the team in free throws made (69) ... Led the Mountain West in most consecutive free throws made in a single game, going 14-14 in the Falcons' 66-59 comeback victory at Utah State (Jan. 19), setting single game career highs in both FT made and attempts ... Posted a career-best 11 rebounds versus Colorado State (Jan. 28), earning her first career double-double while adding 11 points in Air Force's 67-65 win over the Rams.

FRESHMAN | 2021-22:
Appeared in 19 games, averaging 6.6 minutes per game ... Scored a career-high seven points in Air Force's 58-46 win over San Jose State on Jan. 22 ... Played a career-high 24 minutes against Nevada on Jan. 24 ... Finished with a 3PT FG% of 25%.

BEFORE AIR FORCE:
Attended Connell High School in Connell, Wash...departed Connell as all-time leading scorer...averaged 23 PPG and 8 RPG as a prep player...three-time All-League MVP...played for Sagebrush Hoops from 2018-21...played soccer and participated in track & field at Connell... named salutatorian upon graduation.

PERSONAL:
Cadet Squadron 32...parents are Kenny and Sarah Smith...has three siblings...intends on majoring in business.

#4 SMITH, Madison

Opponent	Date	GS	MIN	Total		3-Pointers		Free throws		Rebounds				PF	A	TO	BLK	STL	PTS	AVG	
				FG-FGA	PCT	3FG-3FGA	PCT	FT-FTA	PCT	OFF	DEF	TOT	AVG								
Regis (CO)	11/04/2024	*	18:20	6-16	.375	2-6	.333	0-0	.000	0	0	0	0.0	2	3	0	0	2	14	14.0	
South Dakota	11/08/2024	*	36:39	9-19	.474	3-7	.429	2-3	.667	2	6	8	4.0	4	5	0	0	4	23	18.5	
at Northern Colo.	11/11/2024	*	25:25	7-13	.538	2-6	.333	4-6	.667	3	2	5	4.3	4	3	2	0	2	20	19.0	
at Army West Point	11/15/2024	*	38:25	6-15	.400	1-5	.200	0-0	.000	0	4	4	4.3	4	0	6	0	3	13	17.5	
UC-Colo. Springs	11/19/2024	*	22:20	6-10	.600	1-3	.333	2-2	1.000	0	4	4	4.2	1	1	1	0	4	15	17.0	
UC San Diego	11/22/2024	*	29:05	3-11	.273	2-7	.286	4-4	1.000	1	6	7	4.7	5	0	3	0	4	12	16.2	
vs Milwaukee	11/28/2024	*	28:15	5-16	.313	1-6	.167	1-2	.500	0	6	6	4.9	3	0	3	0	2	12	15.6	
vs Winthrop	11/30/2024	*	31:28	8-16	.500	0-4	.000	6-6	1.000	1	3	4	4.8	3	1	2	0	2	22	16.4	
Utah Valley	12/04/2024	*	26:12	4-8	.500	1-4	.250	2-2	1.000	2	0	2	4.4	5	2	4	0	4	11	15.8	
Seattle U	12/07/2024	*	26:51	5-9	.556	2-3	.667	2-2	1.000	3	2	5	4.5	1	0	4	0	1	14	15.6	
at Oregon	12/17/2024	*	26:38	1-6	.167	0-4	.000	2-2	1.000	0	0	0	4.1	1	3	5	0	1	4	14.5	
at Portland St.	12/20/2024	*	30:39	5-13	.385	1-6	.167	0-0	.000	3	5	8	4.4	2	2	5	0	3	11	14.3	
New Mexico	12/29/2024	*	32:00	7-16	.438	3-7	.429	1-1	1.000	1	4	5	4.5	5	1	7	0	4	18	14.5	
at Boise St.	01/01/2025	*	32:36	5-18	.278	3-8	.375	3-4	.750	3	1	4	4.4	4	3	2	0	6	16	14.6	
Nevada	01/04/2025	*	27:21	4-7	.571	1-3	.333	0-0	.000	0	0	0	4.1	4	1	4	0	2	9	14.3	
at San Jose St.	01/11/2025	*	34:18	7-15	.467	3-6	.500	8-9	.889	2	3	5	4.2	4	1	3	0	1	25	14.9	
at UNLV	01/15/2025	*	21:21	2-6	.333	1-3	.333	0-0	.000	0	2	2	4.1	3	1	1	0	0	5	14.4	
Fresno St.	01/18/2025	*	29:18	4-9	.444	1-5	.200	2-2	1.000	0	3	3	4.0	2	2	2	0	1	11	14.2	
Wyoming	01/22/2025	*	24:26	2-4	.500	1-1	1.000	0-0	.000	0	2	2	3.9	3	1	3	0	3	5	13.7	
at Nevada	01/25/2025	*	31:41	5-18	.278	1-4	.250	3-4	.750	3	0	3	3.9	5	1	3	0	1	14	13.7	
Utah St.	01/29/2025	*	22:36	4-12	.333	3-9	.333	3-4	.750	1	5	6	4.0	3	4	5	1	3	14	13.7	
at Colorado St.	02/01/2025	*	36:52	6-13	.462	4-6	.667	2-4	.500	2	4	6	4.0	2	3	2	0	2	18	13.9	
San Jose St.	02/05/2025	*	22:36	2-5	.400	0-1	.000	4-4	1.000	0	2	2	4.0	2	3	2	0	0	8	13.7	
at Wyoming	02/12/2025	*	38:03	5-16	.313	1-5	.200	4-7	.571	0	6	6	4.0	1	1	1	0	3	15	13.7	
Colorado St.	02/15/2025	*	38:17	4-10	.400	2-5	.400	4-6	.667	0	5	5	4.1	2	0	2	1	4	14	13.7	
at Utah St.	02/19/2025	*	40:00	10-18	.556	4-9	.444	5-6	.833	0	10	10	4.3	2	4	5	1	2	29	14.3	
at Fresno St.	02/22/2025	*	38:06	8-15	.533	3-6	.500	2-3	.667	1	2	3	4.3	3	5	2	1	4	21	14.6	
San Diego St.	02/26/2025	*	36:48	7-15	.467	3-7	.429	2-2	1.000	0	1	1	4.1	4	2	3	0	0	19	14.7	
Boise St.	03/01/2025	*	40:00	11-23	.478	4-9	.444	2-2	1.000	1	8	9	4.3	2	3	1	1	6	28	15.2	
at New Mexico	03/04/2025	*	40:00	9-18	.500	3-8	.375	0-0	.000	0	6	6	4.4	4	3	2	0	1	21	15.4	
vs Utah St.	03/09/2025	*	40:00	3-9	.333	1-4	.250	3-6	.500	2	11	13	4.6	4	1	3	1	3	10	15.2	
Totals			31	966:37	170-399	.426	58-167	.347	73-93	.785	31	113	144	4.6	94	60	88	6	78	471	15.2

Player Averages

Games Played	Minutes/ game	Points/ game	FG Pct	3FG Pct	FT Pct	Rebounds/ game	Assists/ game	Turnovers/ game	Assist/Turnover ratio	Steals/ game	Blocks/ game
31	31.2	15.2	42.6	34.7	78.5	4.6	1.9	2.8	0.7	2.5	0.2

CAREER STATS

SMITH, Madison

SEASON	TEAM	GP-GS	MIN/AVG	Field Goals		3-Point		F-Throws		Rebounds				Scoring						
				FG-FGA	FG%	3FG-3FGA	3FG%	FT-FTA	FT%	OFF	DEF	TOT	AVG	PF-FO	A	TO	BLK	STL	PTS	AVG
2021-22	USAFA	19-0	125/6.6	9-37	.243	3-12	.250	8-12	.667	10	6	16	0.8	17-0	3	9	1	5	29	1.5
2022-23	USAFA	30-27	780/26.0	140-344	.407	36-104	.346	69-83	.831	24	53	77	2.6	87-3	42	70	7	48	385	12.8
2023-24	USAFA	32-28	884/27.6	134-328	.409	29-99	.293	69-84	.821	39	133	172	5.4	89-4	66	88	4	66	366	11.4
2024-25	USAFA	31-31	967/31.2	170-399	.426	58-167	.347	73-93	.785	31	113	144	4.6	94-4	60	88	6	78	471	15.2
TOTAL		112-86	2756/24.6	453-1108	.409	126-382	.330	219-272	.805	104	305	409	3.7	287-11	171	255	18	197	1251	11.2

Single Game Highs

Statistic	Value
Points	31 at Colorado St. 01/17/24
Rebounds	13 vs Utah St. 03/09/25, at Colorado St. 01/17/24
Assists	6 vs New Mexico 01/27/24
Steals	6 vs Boise St. 03/01/25, at Boise St. 01/01/25
Blocks	2 at Nevada 01/07/23
FG Made	14 at Colorado St. 01/17/24
FG Attempts	23 vs Boise St. 03/01/25
3FG Made	5 at San Jose St. 01/05/23
3FG Attempts	9 vs Boise St. 03/01/25, vs Utah St. 01/29/25, at Utah St. 02/19/25
FT Made	14 at Utah St. 01/19/23
FT Attempts	14 at Utah St. 01/19/23



STACY MCINTYRE

First season as Head Coach

10 Seasons at Air Force (2015–2025)

Stacy McIntyre was named head women's basketball coach at Air Force on April 25, 2024.

A 20-year professional of growing leaders through basketball, McIntyre takes over the head coaching duties after spending the last nine years as an assistant under Chris Gobrecht and the last five as associate head coach.

Since arriving at USAFA, McIntyre has proven instrumental in laying the foundation that has facilitated Air Force's upward trajectory of the past nine seasons, the most successful stretch of Air Force women's basketball in the program's Division I history.

In 2023–24, McIntyre and the Air Force staff led the Falcons to a 15–17 finish, going 8–10 against the Mountain West. The Falcons went 10–6 in Clune Arena, marking the second season in three years of 10 or more home victories. Air Force has 30 wins the past three seasons which accounts for more home victories than the prior 10 seasons combined.

Air Force's season successes were underscored by the sudden prominence of All-Mountain West selection Milahnne Perry, who, with 535 points scored in 2023–24, became the single-season points record holder in Air Force Division I history. A sure sign of what the future holds, freshmen pair Keelie O'Hollaren and Mountain West All-Freshman honoree Jayda McNabb both left their marks in the freshman records, as O'Hollaren earned the most three-pointers for a freshman in Air Force history (60), and McNabb the most rebounds for a newcomer in the program's Division I history (201). The Falcons closed the year leading the Mountain West in steals per game (10.8, 19 nationally), turnover margin (4.41, 25th nationally), turnovers forced per game (19.19) and three-point production through conference play (.350).

In 2022–23, the Falcons closed their season at 13–18 with an 8–10 mark against the Mountain West and a 9–5 home record. A 5–1 start to the season in Clune marked a start to the Falcons' home schedule which had not been achieved since the program's final year as a member of Division II in 1995–96, in which Air Force started 7–1 at home.

McIntyre and the Air Force staff helped guide the Falcons to a record-breaking season in 2021–22. Air Force crafted its most successful campaign in the program's Division I history, as the Falcons' 19 overall wins and 11 Mountain West victories were both program bests. Cierra Winters was named Mountain West Defensive Player while Riley Snyder was named All-Mountain West enroute to becoming Air Force's all-time leading Division I scorer. Air Force clinched its first-ever bye in the Mountain West Tournament where the Falcons defeated Nevada to advance to the semifinal round for the first time in program history. Air Force eventually was awarded an at-large berth in the Women's National Invitational Tournament, as the Falcons picked up their first-ever postseason tournament win in the opening round, defeating San Francisco 64–60.

Under the guidance of McIntyre, the 2020–21 season was highlighted by Snyder's All-MW Honorable Mention nod and Cassidy Huffman's MW All-Defensive team selection. The Falcons finished the shortened 2020–21 campaign with an 8–18 overall record and a 4–14 mark in the Mountain West, finishing ninth in the league. The Falcons made it to the MWC quarterfinals for the second-straight season, defeating SDSU in the first round and falling to top-seeded New Mexico thereafter.

In the 2019–2020 season McIntyre helped the women's basketball team to new heights as the Falcons finished 10–21 (7–11 MWC), marking the most single-season wins since joining Air Force and the program's most single-season conference wins since joining the Mountain West in 1999–00. Air Force's seventh-place finish in the league tied its best-ever conference finish in the Mountain West and is the best-ever finish since the MWC became an 11-team league.

Under McIntyre's guidance, the Falcons averaged a program-best 60.7 points per game in league play, marking the team's best conference scoring average during its Mountain West tenure. Air Force also ranked as high as 11th in the nation in offensive rebounds per game and as high as 25th in the nation in steals. Air Force's historic season was also highlighted by knocking off regular-season champions, Fresno State, at the Academy. The Bulldogs, who were undefeated in conference (15–0) at the time of the loss, had never lost to Air Force before. McIntyre also helped guide Air Force to its first-ever win in New Mexico's "The Pit", snapping a 22-game losing streak at New Mexico, as well as the squad's first-ever win against Nevada in Reno, snapping an eight-game losing streak at Nevada.

x

HEAD COACH

Prior to breaking the ceiling in 2021-22, McIntyre's most recent successes were preceded by a record-breaking 2017-18 campaign, where she helped guide Air Force to five wins in conference, becoming the most by the program in the Mountain West era, surpassing the previous mark of four wins, set in 2005-06 and 2007-08. Air Force's signature win came in the regular season home finale, posting a 57-47 win over then-first place Wyoming. In addition to winning four of the last six games of the season, Air Force smashed five team records, highlighted by a staunch defense that only allowed 62.3 ppg in the regular season and 59.7 pp in league action, setting new team records in each respective category. The Falcons held opponents below 60 points 11 times on the season, testament to the progression of the defense under the coaching staff. Air Force's 2017-18 season also yielded six new individual school records including the program's first-ever Mountain West Freshman of the Year in Kaelin Immel, who set four program-records highlighted by the most-ever points scored by an Air Force freshman in the Div. I era.

McIntyre continued to push the envelope in 2018-19, leading a team that averaged 60.1 points per game in regular season and Mountain West play, an average mark 4.4 points more than last season's averages and 12.7 more points per game than in their inaugural campaign. McIntyre helped a young Falcon squad check the boxes on numerous milestones to include the team's first win against Army in over a decade and ending a 13-game losing streak to in-state rivals Colorado State. Snyder, who averaged 10 points per game, was a Mountain West All-Freshman team honoree. She is the third freshman since the 2017-18 season to earn the honor.

McIntyre worked with former Gobrecht at two stops prior to arriving at the Academy. In addition to one season with her at Yale, McIntyre was part of Gobrecht's staff at the University of Southern California for seven seasons. McIntyre has previous ties to the Mountain West, spending three years as an assistant coach at the University of Nevada.

In her time at USC, McIntyre assisted in all facets of game preparation, oversaw NCAA compliance matters and was involved in all aspects of recruiting student-athletes. Her efforts helped assemble a pair of Top-10 recruiting classes that included Ebony Hoffman and Eshaya Murphy, who were taken in the first and second round of the WNBA draft, respectively. McIntyre also helped the program to a pair of postseason appearances in 2000 and 2002.

McIntyre began her coaching career at Nevada where she oversaw all aspects of the recruiting process and oversaw the team travel and recruiting budgets for the Wolfpack. McIntyre also has experience working with the Nike Women's Basketball Skills Academy where she oversaw all event and facility planning.

McIntyre enjoyed a standout career at the University of Kentucky and finished her career ninth all-time in scoring (1,215) and sixth in steals (189). A two-time captain, she led the team in scoring twice and was named to the All-SEC Second Team and was an All-Academic SEC selection in 1992. McIntyre also led the Wildcats to the NCAA Tournament in 1991.

In 2018, she was inducted into the 11th Annual Scott County Athletics Hall of Fame class. McIntyre is a celebrated two-sport athlete from Georgetown, Kentucky's Scott County High School, where she played from 1984-1988.

McIntyre graduated from Kentucky in 1994 with a Bachelor of Arts in Education and obtained a teacher's certificate.

INSIDE THE MOUNTAIN WEST

MOUNTAIN
WEST

WOMEN'S BASKETBALL

MARCH 4, 2025

Hannah Parker, Assistant Director, Strategic Communications - h.parker@themw.com - (719) 488-4062

MOUNTAIN WEST WOMEN'S BASKETBALL STANDINGS

Team (AP/Conference)	CONFERENCE						OVERALL						
	W	L	Pct.	Home	Away	Neutral	W	L	Pct.	Home	Away	Neutral	Last 10
UNLV*	16	2	.889	9-0	7-2	0-0	24	8	.800	16-1	8-5	0-0	8-2
Wyoming	14	4	.778	8-2	6-2	0-0	20	10	.667	11-2	7-7	2-1	8-2
Colorado State	13	5	.722	5-4	8-1	0-0	22	9	.710	12-5	8-2	2-2	7-3
San Diego State	11	7	.611	5-4	6-3	0-0	22	9	.720	10-5	10-3	2-1	8-2
New Mexico	11	7	.611	5-4	6-3	0-0	18	13	.583	12-8	6-5	0-0	5-5
Fresno State	8	10	.444	3-6	5-4	0-0	17	14	.548	10-7	6-8	1-1	5-5
Air Force	7	11	.389	4-6	3-5	0-0	17	13	.567	10-5	5-8	2-0	6-4
Boise State	7	11	.389	6-3	1-8	0-0	17	14	.548	13-3	2-8	2-3	3-7
Nevada	6	12	.333	4-5	2-7	0-0	11	20	.365	8-8	3-9	0-3	2-8
San Jose State	3	15	.167	2-7	1-8	0-0	10	21	.323	7-10	2-10	1-1	1-9
Utah State	3	15	.167	2-6	1-9	0-0	4	28	.153	3-10	1-14	0-2	2-8

* MW Regular Season Champions

* MW Tournament Champions

A LOOK AHEAD IN THE MW

Sunday, March 9 - MW Championship First Round

#8 Boise State vs. #9 Nevada% (MWN)

2 p.m. PT

#7 Air Force vs. #10 Utah State% (MWN)

4:30 p.m. PT

#6 Fresno State vs. #11 San Jose State% (MWN)

7 p.m. PT

Monday, March 10 - MW Championship Quarterfinals

#1 UNLV vs. Winner First Round #1% (MWN/MSM)

12 p.m. PT

#4 San Diego State vs. #5 New Mexico% (MWN/MSM)

2:30 p.m. PT

#2 Wyoming vs. Winner First Round #2% (MWN/MSM)

5 p.m. PT

#3 Colorado State vs. Winner First Round #3% (MWN/MSM)

7 p.m. PT

Tuesday, March 11 - MW Championship Semifinals

Winner Quarterfinal #1 vs. Winner Quarterfinal #2% (MWN)

5 p.m. PT

Winner Quarterfinal #3 vs. Winner Quarterfinal #4% (MWN)

7:30 p.m. PT

Wednesday, March 12 - MW Championship

Winner Semifinal #1 vs. Winner Semifinal #2% (CBS/MSM)

7:30 p.m. PT

A LOOK BACK AT THE MW

Wednesday, March 5

Wyoming 71, UNLV 68*

(FS1)

Tuesday, March 4

Boise State 72, Utah State 69*

(MWN)

San Diego State 70, Fresno State 61*

(MWN)

New Mexico 77, Air Force 74*

(MWN)

Colorado State 90, San Jose State 78*

(MWN)

Saturday, March 1

Air Force 70, Boise State 68*

(MWN/MSM)

New Mexico 66, Fresno State 69*

(MWN)

Utah State 93, Nevada 75*

(MWN)

UNLV 80, San Jose State 68*

(MWN)

Wyoming 68, Colorado State 68*

(MWN)

Wednesday, February 26

San Diego State 68, Air Force 63*

(MWN)

Utah State 82, San Jose State 76*

(MWN)

Wyoming 88, New Mexico 40*

(MWN)

UNLV 83, Boise State 63*

(MWN)

Colorado State 61, Nevada 48*

(MWN/MSM)

MOUNTAIN WEST NETWORK APP

All games streamed on the Mountain West Network will be available on the Mountain West App. Be sure to download the app, which is available on Android, iOS, Apple TV, Roku, Amazon Fire Stick and Android TV.

For more information visit TheMW.com



MSM Standings: 1 Boise State 1 *Nevada MS Standings: 1% Standings: MS Standings: Championship Standings: 1
 * MWN/MSM Standings: 1 * MWN/MSM Standings: 1

THEMW.COM



WEEKLY RELEASE • 1

COMBINED TEAM STATISTICS



2024-25 Air Force Women's Basketball
Combined Team Statistics
All games

Page 1/1
as of Mar 10, 2025

Game Records

Record	Overall	Home	Away	Neutral
ALL GAMES	18-13	10-5	5-8	3-0
CONFERENCE	7-11	4-5	3-6	0-0
NON-CONFERENCE	11-2	6-0	2-2	3-0

Score by Periods

Team	1st	2nd	3rd	4th	OT	TOT
Air Force	511	479	555	510	9	2064
Opponents	474	469	477	524	12	1956

Team Box Score

No.	Player				Total		3-Point		F-Throw		Rebounds											
		GP-GS	MIN	AVG	FG-FGA	FG%	3FG-3FGA	3FG%	FT-FTA	FT%	OFF	DEF	TOT	AVG	PF	DQ	A	TO	BLK	STL	PTS	AVG
2	PERRY, Milahnie	31-31	940:57	30.4	192-457	.420	23-86	.267	91-123	.740	22	60	82	2.6	32	0	58	67	9	35	498	16.1
4	SMITH, Madison	31-31	966:37	31.2	170-399	.426	58-167	.347	73-93	.785	31	113	144	4.6	94	4	60	88	6	78	471	15.2
13	O'HOLLAREN, Keelie	31-12	706:45	22.8	99-276	.359	59-186	.317	34-40	.850	13	59	72	2.3	62	1	18	36	8	24	291	9.4
10	MCNABB, Jayda	31-31	829:01	26.7	102-196	.520	8-29	.276	46-78	.590	111	105	216	7.0	92	3	41	39	34	55	258	8.3
0	DEVAUGHN, Jordyn	31-0	430:12	13.9	51-139	.367	23-60	.383	36-45	.800	14	30	44	1.4	26	0	37	32	0	13	161	5.2
1	CORTEZ, Alexis	26-19	735:43	28.3	53-150	.353	3-17	.176	15-24	.625	44	51	95	3.7	56	1	36	34	4	36	124	4.8
31	ADAMS, Emily	31-0	425:06	13.7	44-103	.427	0-0	.000	17-27	.630	35	60	95	3.1	52	1	13	34	6	21	105	3.4
40	HUNTIMER, Jo	31-31	908:17	29.3	37-116	.319	24-70	.343	5-10	.500	13	105	118	3.8	41	0	141	46	8	55	103	3.3
24	HARGRAVE, Marissa	13-0	92:50	7.1	8-28	.286	1-10	.100	3-4	.750	6	10	16	1.2	9	0	5	7	0	3	20	1.5
25	LYTLE, Emma	16-0	127:57	8.0	8-27	.296	6-20	.300	2-2	1.000	4	1	5	0.3	15	0	7	6	0	2	24	1.5
23	BROWN, Parker	9-0	33:42	3.7	2-5	.400	0-0	.000	1-2	.500	3	3	6	0.7	9	0	0	4	0	1	5	0.6
5	ROUNDTREE, Sydney	9-0	37:27	4.2	1-2	.500	0-1	.000	2-3	.667	3	4	7	0.8	5	0	0	2	2	1	4	0.4
12	GORMAN, Tanah	6-0	15:27	2.6	0-4	.000	0-0	.000	0-0	.000	2	2	4	0.7	1	0	0	4	0	1	0	0.0
Team											53	63	116					24				
Total		31	6250		767-1902	.403	205-646	.317	325-451	.721	354	666	1020	32.9	494	10	416	423	77	325	2064	66.6
Opponents		31	6250		731-1685	.434	176-570	.309	318-439	.724	321	825	1146	37.0	458	8	403	607	118	220	1956	63.1

Team Statistics

	USAFA	OPP
Scoring	2064	1956
Points per game	66.6	63.1
Scoring margin	+3.5	-
Field goals-att	767-1902	731-1685
Field goal pct	.403	.434
3 point fg-att	205-646	176-570
3-point FG pct	.317	.309
3-pt FG made per game	6.6	5.7
Free throws-att	325-451	318-439
Free throw pct	.721	.724
F-Throws made per game	10.5	10.3
Rebounds	1020	1146
Rebounds per game	32.9	37.0
Rebounding margin	-4.1	-
Assists	416	403
Assists per game	13.4	13.0
Turnovers	423	607
Turnovers per game	13.6	19.6
Turnover margin	+5.9	-
Assist/turnover ratio	1.0	0.7
Steals	325	220
Steals per game	10.5	7.1
Blocks	77	118
Blocks per game	2.5	3.8
Winning streak	1	-
Home win streak	1	-
Attendance	9899	22691
Home games-Avg/Game	15-660	13-1745
Neutral site-Avg/Game	-	3-67

Team Results

Date	Opponent		Score	Att.
11/04/2024	Regis (CO)	W	94-64	485
11/08/2024	South Dakota	W	73-66	252
11/11/2024	at Northern Colo.	W	73-66	605
11/15/2024	at Army West Point	Lot	51-57	948
11/19/2024	UC-Colo. Springs	W	71-52	588
11/22/2024	UC San Diego	Wot	67-64	691
11/28/2024	vs Milwaukee	W	56-40	100
11/30/2024	vs Winthrop	W	62-47	100
12/04/2024	Utah Valley	W	76-58	798
12/07/2024	Seattle U	W	82-44	613
12/17/2024	at Oregon	L	36-98	4551
12/20/2024	at Portland St.	W	69-40	363
12/29/2024	New Mexico	L	63-69	684
01/01/2025	at Boise St.	L	55-66	1649
01/04/2025	Nevada	L	55-58	604
01/11/2025	at San Jose St.	L	84-90	314
01/15/2025	at UNLV	L	51-84	957
01/18/2025	Fresno St.	W	65-36	543
01/22/2025	Wyoming	L	50-62	466
01/25/2025	at Nevada	L	59-62	1614
01/29/2025	Utah St.	W	78-66	635
02/01/2025	at Colorado St.	W	75-71	1868
02/05/2025	San Jose St.	W	78-54	580
02/12/2025	at Wyoming	L	56-64	2163
02/15/2025	Colorado St.	L	58-65	1070
02/19/2025	at Utah St.	W	82-77	1093
02/22/2025	at Fresno St.	W	67-66	1129
02/26/2025	San Diego St.	L	63-66	1139
03/01/2025	Boise St.	W	75-68	751
03/04/2025	at New Mexico	L	74-77	5437
03/09/2025	vs Utah St.	W	66-59	0



COMBINED TEAM STATISTICS (MW GAMES)



2024-25 Air Force Women's Basketball
Combined Team Statistics
In Conference games

Page 1/1
as of Mar 10, 2025

Game Records

Record	Overall	Home	Away	Neutral
ALL GAMES	7-11	4-5	3-6	0-0
CONFERENCE	7-11	4-5	3-6	0-0
NON-CONFERENCE	0-0	0-0	0-0	0-0

Score by Periods

Team	1st	2nd	3rd	4th	OT	TOT
Air Force	307	260	298	323	0	1188
Opponents	288	295	279	339	0	1201

Team Box Score

No.	Player				Total		3-Point		F-Throw		Rebounds													
		GP-GS	MIN	AVG	FG-FGA	FG%	3FG-3FGA	3FG%	FT-FTA	FT%	OFF	DEF	TOT	AVG	PF	DQ	A	TO	BLK	STL	PTS	AVG		
4	SMITH, Madison	18-18	586:20	32.6	102-238	.429	41-102	.402	45-58	.776	14	64	78	4.3	55	2	39	50	5	43	290	16.1		
2	PERRY, Milahnie	18-18	558:44	31.0	111-264	.420	12-42	.286	50-73	.685	11	34	45	2.5	19	0	32	36	4	17	284	15.8		
13	O'HOLLAREN, Keelie	18-11	444:37	24.7	59-150	.393	38-103	.369	16-17	.941	8	40	48	2.7	43	1	7	15	6	9	172	9.6		
10	MCNABB, Jayda	18-18	474:29	26.4	56-115	.487	3-15	.200	31-52	.596	54	55	109	6.1	58	3	23	21	19	32	146	8.1		
0	DEVAUGHN, Jordyn	18-0	287:34	16.0	34-83	.410	16-37	.432	21-27	.778	11	20	31	1.7	14	0	21	9	0	6	105	5.8		
40	HUNTIMER, Jo	18-18	548:26	30.5	26-82	.317	14-46	.304	5-8	.625	7	77	84	4.7	23	0	91	26	5	33	71	3.9		
1	CORTEZ, Alexis	13-7	361:40	27.8	21-70	.300	1-5	.200	5-10	.500	20	25	45	3.5	22	0	14	13	2	16	48	3.7		
31	ADAMS, Emily	18-0	225:46	12.5	22-61	.361	0-0	.000	11-16	.688	26	34	60	3.3	30	1	9	19	2	6	55	3.1		
23	BROWN, Parker	2-0	06:44	3.4	1-1	1.000	0-0	.000	0-0	.000	0	0	0	0.0	1	0	0	2	0	1	2	1.0		
25	LYTLE, Emma	7-0	32:00	4.6	2-7	.286	1-4	.250	2-2	1.000	0	0	0	0.0	4	0	3	0	0	0	7	1.0		
24	HARGRAVE, Marissa	9-0	61:32	6.8	4-17	.235	0-5	.000	0-0	.000	4	6	10	1.1	6	0	4	4	0	1	8	0.9		
5	ROUNDTREE, Sydney	3-0	08:35	2.9	0-0	.000	0-0	.000	0-0	.000	0	0	0	0.0	0	0	0	1	0	0	0	0.0		
12	GORMAN, Tanah	2-0	03:33	1.8	0-2	.000	0-0	.000	0-0	.000	0	0	0	0.0	1	0	0	0	0	0	0	0.0		
Team											37	33	70					15						
Total		18	3600		438-1090	.402	126-359	.351	186-263	.707	192	388	580	32.2	276	7	243	211	43	164	1188	66.0		
Opponents		18	3600		441-990	.445	117-344	.340	202-263	.768	181	491	672	37.3	250	4	259	304	76	100	1201	66.7		

Team Statistics

	USAFA	OPP
Scoring	1188	1201
Points per game	66.0	66.7
Scoring margin	-0.7	-
Field goals-att	438-1090	441-990
Field goal pct	.402	.445
3 point fg-att	126-359	117-344
3-point FG pct	.351	.340
3-pt FG made per game	7.0	6.5
Free throws-att	186-263	202-263
Free throw pct	.707	.768
F-Throws made per game	10.3	11.2
Rebounds	580	672
Rebounds per game	32.2	37.3
Rebounding margin	-5.1	-
Assists	243	259
Assists per game	13.5	14.4
Turnovers	211	304
Turnovers per game	11.7	16.9
Turnover margin	+5.2	-
Assist/turnover ratio	1.2	0.9
Steals	164	100
Steals per game	9.1	5.6
Blocks	43	76
Blocks per game	2.4	4.2
Winning streak	0	-
Home win streak	1	-
Attendance	6472	16224
Home games-Avg/Game	9-719	9-1803
Neutral site-Avg/Game	-	0-0

Team Results

Date	Opponent		Score	Att.
12/29/2024	New Mexico	L	63-69	684
01/01/2025	at Boise St.	L	55-66	1649
01/04/2025	Nevada	L	55-58	604
01/11/2025	at San Jose St.	L	84-90	314
01/15/2025	at UNLV	L	51-84	957
01/18/2025	Fresno St.	W	65-36	543
01/22/2025	Wyoming	L	50-62	466
01/25/2025	at Nevada	L	59-62	1614
01/29/2025	Utah St.	W	78-66	635
02/01/2025	at Colorado St.	W	75-71	1868
02/05/2025	San Jose St.	W	78-54	580
02/12/2025	at Wyoming	L	56-64	2163
02/15/2025	Colorado St.	L	58-65	1070
02/19/2025	at Utah St.	W	82-77	1093
02/22/2025	at Fresno St.	W	67-66	1129
02/26/2025	San Diego St.	L	63-66	1139
03/01/2025	Boise St.	W	75-68	751
03/04/2025	at New Mexico	L	74-77	5437

TEAM GAME HIGHS

Air Force - Game Highs

POINTS	94		Regis (CO) (11/04/2024)
	84		at San Jose St. (01/11/2025)
	82		at Utah St. (02/19/2025)
	82		Seattle U (12/07/2024)
	78		San Jose St. (02/05/2025)
	78		Utah St. (01/29/2025)
FIELD GOALS MADE	38		Regis (CO) (11/04/2024)
	31		Boise St. (03/01/2025)
FIELD GOAL ATTEMPTS	74		South Dakota (11/08/2024)
	70		San Jose St. (02/05/2025)
	70		Regis (CO) (11/04/2024)
FIELD GOAL PERCENTAGE	.543	(38-70)	Regis (CO) (11/04/2024)
	.519	(27-52)	at Fresno St. (02/22/2025)
	.519	(27-52)	Utah Valley (12/04/2024)
3 PT FG MADE	13		Utah St. (01/29/2025)
	11		at Colorado St. (02/01/2025)
3 PT FG ATTEMPTS	33		Utah St. (01/29/2025)
	30		South Dakota (11/08/2024)
3 PT FG PERCENTAGE	.579	(11-19)	at Colorado St. (02/01/2025)
	.500	(10-20)	San Diego St. (02/26/2025)
FREE THROWS MADE	25		at San Jose St. (01/11/2025)
	17		UC-Colo. Springs (11/19/2024)
FREE THROW ATTEMPTS	33		at San Jose St. (01/11/2025)
	23		Seattle U (12/07/2024)
FREE THROW PERCENTAGE	1.000	(8-8)	vs Winthrop (N) (11/30/2024)
	1.000	(7-7)	at Oregon (12/17/2024)
	1.000	(4-4)	Boise St. (03/01/2025)
	1.000	(1-1)	at Portland St. (12/20/2024)
REBOUNDS	44		vs Utah St. (N) (03/09/2025)
	44		Colorado St. (02/15/2025)
ASSISTS	22		at Utah St. (02/19/2025)
	21		Utah St. (01/29/2025)
STEALS	21		Seattle U (12/07/2024)
	20		Utah Valley (12/04/2024)
BLOCKED SHOTS	5		at UNLV (01/15/2025)
	5		vs Milwaukee (N) (11/28/2024)
TURNOVERS	29		at Oregon (12/17/2024)
	24		Utah Valley (12/04/2024)
FOULS	21		at Nevada (01/25/2025)
	21		Utah Valley (12/04/2024)

OPPONENT GAME HIGHS

Opponent - Game Highs

POINTS	98		at Oregon (12/17/2024)
	90		at San Jose St. (01/11/2025)
	84		at UNLV (01/15/2025)
	77		at New Mexico (03/04/2025)
	77		at Utah St. (02/19/2025)
FIELD GOALS MADE	43		at Oregon (12/17/2024)
	36		at San Jose St. (01/11/2025)
FIELD GOAL ATTEMPTS	73		at Oregon (12/17/2024)
	71		at Utah St. (02/19/2025)
FIELD GOAL PERCENTAGE	.643	(27-42)	Wyoming (01/22/2025)
	.632	(36-57)	at San Jose St. (01/11/2025)
3 PT FG MADE	10		Utah St. (01/29/2025)
	9		Colorado St. (02/15/2025)
	9		at UNLV (01/15/2025)
	9		at San Jose St. (01/11/2025)
	9		South Dakota (11/08/2024)
3 PT FG ATTEMPTS	33		Utah St. (01/29/2025)
	28		vs Utah St. (N) (03/09/2025)
3 PT FG PERCENTAGE	.714	(5-7)	Wyoming (01/22/2025)
	.500	(9-18)	at San Jose St. (01/11/2025)
FREE THROWS MADE	20		at Boise St. (01/01/2025)
	16		San Diego St. (02/26/2025)
	16		at Fresno St. (02/22/2025)
	16		at Colorado St. (02/01/2025)
FREE THROW ATTEMPTS	22		at Boise St. (01/01/2025)
	22		Utah Valley (12/04/2024)
FREE THROW PERCENTAGE	.941	(16-17)	at Colorado St. (02/01/2025)
	.909	(20-22)	at Boise St. (01/01/2025)
REBOUNDS	48		at Oregon (12/17/2024)
	46		at Boise St. (01/01/2025)
ASSISTS	31		at Oregon (12/17/2024)
	20		at San Jose St. (01/11/2025)
STEALS	17		at Oregon (12/17/2024)
	15		Utah Valley (12/04/2024)
BLOCKED SHOTS	10		at Boise St. (01/01/2025)
	7		at New Mexico (03/04/2025)
	7		Colorado St. (02/15/2025)
	7		at Oregon (12/17/2024)
	7		UC-Colo. Springs (11/19/2024)
TURNOVERS	38		Seattle U (12/07/2024)
	29		UC San Diego (11/22/2024)
FOULS	23		Utah Valley (12/04/2024)
	22		vs Utah St. (N) (03/09/2025)

TEAM GAME LOWS

Air Force - Game Lows

POINTS	36		at Oregon (12/17/2024)
	50		Wyoming (01/22/2025)
	51		at UNLV (01/15/2025)
	51		at Army West Point (11/15/2024)
	55		Nevada (01/04/2025)
	55		at Boise St. (01/01/2025)
FIELD GOALS MADE	13		at Oregon (12/17/2024)
	18		at Boise St. (01/01/2025)
FIELD GOAL ATTEMPTS	51		at Colorado St. (02/01/2025)
	51		at UNLV (01/15/2025)
FIELD GOAL PERCENTAGE	.232	(13-56)	at Oregon (12/17/2024)
	.269	(18-67)	at Boise St. (01/01/2025)
3 PT FG MADE	3		at UNLV (01/15/2025)
	3		at Oregon (12/17/2024)
3 PT FG ATTEMPTS	10		at UNLV (01/15/2025)
	11		at Wyoming (02/12/2025)
3 PT FG PERCENTAGE	.150	(3-20)	at Oregon (12/17/2024)
	.211	(4-19)	vs Utah St. (N) (03/09/2025)
FREE THROWS MADE	1		at Portland St. (12/20/2024)
	2		Wyoming (01/22/2025)
	2		at Army West Point (11/15/2024)
FREE THROW ATTEMPTS	1		at Portland St. (12/20/2024)
	4		Boise St. (03/01/2025)
	4		Wyoming (01/22/2025)
FREE THROW PERCENTAGE	.400	(2-5)	at Army West Point (11/15/2024)
	.500	(2-4)	Wyoming (01/22/2025)
REBOUNDS	20		Wyoming (01/22/2025)
	24		at UNLV (01/15/2025)
ASSISTS	7		at Wyoming (02/12/2025)
	7		at Boise St. (01/01/2025)
	7		at Oregon (12/17/2024)
STEALS	2		at UNLV (01/15/2025)
	4		at New Mexico (03/04/2025)
BLOCKED SHOTS	0		at Oregon (12/17/2024)
	1		Boise St. (03/01/2025)
	1		at Colorado St. (02/01/2025)
	1		at Nevada (01/25/2025)
	1		Fresno St. (01/18/2025)
	1		at Boise St. (01/01/2025)
	1		New Mexico (12/29/2024)
	1		vs Winthrop (N) (11/30/2024)
TURNOVERS	5		at New Mexico (03/04/2025)
	7		San Jose St. (02/05/2025)
FOULS	10		Utah St. (01/29/2025)
	11		at Wyoming (02/12/2025)
	11		Wyoming (01/22/2025)
	11		at Portland St. (12/20/2024)

OPPONENT LOWS

Opponent - Game Lows

POINTS	36		Fresno St. (01/18/2025)
	40		at Portland St. (12/20/2024)
	40		vs Milwaukee (N) (11/28/2024)
	44		Seattle U (12/07/2024)
	47		vs Winthrop (N) (11/30/2024)
FIELD GOALS MADE	12		Fresno St. (01/18/2025)
	16		vs Milwaukee (N) (11/28/2024)
	16		UC-Colo. Springs (11/19/2024)
FIELD GOAL ATTEMPTS	42		Wyoming (01/22/2025)
	43		Fresno St. (01/18/2025)
	43		at Portland St. (12/20/2024)
FIELD GOAL PERCENTAGE	.279	(12-43)	Fresno St. (01/18/2025)
	.309	(21-68)	vs Utah St. (N) (03/09/2025)
3 PT FG MADE	2		San Diego St. (02/26/2025)
	2		at Portland St. (12/20/2024)
	2		vs Winthrop (N) (11/30/2024)
	2		vs Milwaukee (N) (11/28/2024)
3 PT FG ATTEMPTS	7		Wyoming (01/22/2025)
	8		at Portland St. (12/20/2024)
3 PT FG PERCENTAGE	.118	(2-17)	vs Milwaukee (N) (11/28/2024)
	.158	(3-19)	San Jose St. (02/05/2025)
FREE THROWS MADE	1		Seattle U (12/07/2024)
	3		Wyoming (01/22/2025)
FREE THROW ATTEMPTS	4		Wyoming (01/22/2025)
	5		at Portland St. (12/20/2024)
FREE THROW PERCENTAGE	.143	(1-7)	Seattle U (12/07/2024)
	.455	(5-11)	South Dakota (11/08/2024)
REBOUNDS	20		vs Winthrop (N) (11/30/2024)
	24		at Colorado St. (02/01/2025)
ASSISTS	5		vs Winthrop (N) (11/30/2024)
	7		vs Utah St. (N) (03/09/2025)
	7		Fresno St. (01/18/2025)
	7		vs Milwaukee (N) (11/28/2024)
STEALS	2		at New Mexico (03/04/2025)
	3		at Boise St. (01/01/2025)
BLOCKED SHOTS	0		vs Winthrop (N) (11/30/2024)
	0		vs Milwaukee (N) (11/28/2024)
TURNOVERS	5		at UNLV (01/15/2025)
	7		Colorado St. (02/15/2025)
	7		at Colorado St. (02/01/2025)
FOULS	5		at Portland St. (12/20/2024)
	8		San Diego St. (02/26/2025)
	8		Wyoming (01/22/2025)

TEAM INDIVIDUAL GAME HIGHS

Air Force - Individual Game Highs

POINTS	29		Madison Smith at Utah St. (02/19/2025)
	28		Madison Smith vs Boise St. (03/01/2025)
	28		Milahn timer Perry at San Jose St. (01/11/2025)
	27		Milahn timer Perry vs Regis (CO) (11/04/2024)
	25		Milahn timer Perry vs Boise St. (03/01/2025)
	25		Madison Smith at San Jose St. (01/11/2025)
FIELD GOALS MADE	12		Milahn timer Perry vs Boise St. (03/01/2025)
	11		Madison Smith vs Boise St. (03/01/2025)
FIELD GOAL ATTEMPTS	23		Madison Smith vs Boise St. (03/01/2025)
	23		Milahn timer Perry at Northern Colo. (11/11/2024)
FIELD GOAL PERCENTAGE (min 5 made)	1.000	(6-6)	Emily Adams vs Regis (CO) (11/04/2024)
	.889	(8-9)	Jayda McNabb vs UC San Diego (11/22/2024)
3 PT FG MADE	5		Keelie O'Hollaren at Utah St. (02/19/2025)
	5		Jo Huntimer at Colorado St. (02/01/2025)
	5		Keelie O'Hollaren vs Utah St. (01/29/2025)
	5		Keelie O'Hollaren at Nevada (01/25/2025)
3 PT FG ATTEMPTS	11		Keelie O'Hollaren vs Milwaukee (N) (11/28/2024)
	10		Keelie O'Hollaren at Utah St. (02/19/2025)
3 PT FG PERCENTAGE (min 2 made)	1.000	(3-3)	Keelie O'Hollaren at Wyoming (02/12/2025)
	1.000	(2-2)	Jordyn DeV Vaughn vs Boise St. (03/01/2025)
	1.000	(2-2)	Milahn timer Perry vs Wyoming (01/22/2025)
	1.000	(2-2)	Jo Huntimer vs Fresno St. (01/18/2025)
FREE THROWS MADE	9		Milahn timer Perry at Boise St. (01/01/2025)
	8		Madison Smith at San Jose St. (01/11/2025)
	8		Milahn timer Perry vs Milwaukee (N) (11/28/2024)
FREE THROW ATTEMPTS	12		Milahn timer Perry at Boise St. (01/01/2025)
	11		Milahn timer Perry at San Jose St. (01/11/2025)
FREE THROW PERCENTAGE (min 3 made)	1.000	(6-6)	Milahn timer Perry vs Utah St. (N) (03/09/2025)
	1.000	(6-6)	Madison Smith vs Winthrop (N) (11/30/2024)
	1.000	(4-4)	Keelie O'Hollaren at Utah St. (02/19/2025)
	1.000	(4-4)	Madison Smith vs San Jose St. (02/05/2025)
	1.000	(4-4)	Keelie O'Hollaren at Colorado St. (02/01/2025)
	1.000	(4-4)	Madison Smith vs UC San Diego (11/22/2024)
	1.000	(4-4)	Keelie O'Hollaren vs UC-Colo. Springs (11/19/2024)
	1.000	(4-4)	Milahn timer Perry at Northern Colo. (11/11/2024)
	1.000	(3-3)	Jordyn DeV Vaughn vs Utah St. (N) (03/09/2025)
	1.000	(3-3)	Keelie O'Hollaren at Nevada (01/25/2025)
	1.000	(3-3)	Jayda McNabb at Oregon (12/17/2024)
	1.000	(3-3)	Jordyn DeV Vaughn vs Utah Valley (12/04/2024)
	1.000	(3-3)	Milahn timer Perry vs UC-Colo. Springs (11/19/2024)
	1.000	(3-3)	Jayda McNabb vs UC-Colo. Springs (11/19/2024)
	1.000	(3-3)	Keelie O'Hollaren vs Regis (CO) (11/04/2024)
REBOUNDS	13		Madison Smith vs Utah St. (N) (03/09/2025)
	13		Jayda McNabb vs Seattle U (12/07/2024)
ASSISTS	11		Jo Huntimer vs Boise St. (03/01/2025)
	10		Jo Huntimer vs Utah St. (01/29/2025)
STEALS	6		Madison Smith vs Boise St. (03/01/2025)
	6		Jayda McNabb at San Jose St. (01/11/2025)
	6		Madison Smith at Boise St. (01/01/2025)

TEAM INDIVIDUAL GAME HIGHS

Air Force - Individual Game Highs

BLOCKED SHOTS	2	Jayda McNabb vs Utah St. (N) (03/09/2025)
	2	Jayda McNabb vs San Diego St. (02/26/2025)
	2	Keelie O'Hollaren at Wyoming (02/12/2025)
	2	Jayda McNabb vs San Jose St. (02/05/2025)
	2	Jayda McNabb vs Wyoming (01/22/2025)
	2	Jo Huntimer at UNLV (01/15/2025)
	2	Jayda McNabb at UNLV (01/15/2025)
	2	Jayda McNabb at San Jose St. (01/11/2025)
	2	Jayda McNabb vs Nevada (01/04/2025)
	2	Jayda McNabb at Portland St. (12/20/2024)
	2	Jayda McNabb vs Seattle U (12/07/2024)
	2	Sydney Roundtree vs Seattle U (12/07/2024)
	2	Milahnne Perry vs Milwaukee (N) (11/28/2024)
	2	Jayda McNabb vs Milwaukee (N) (11/28/2024)
	2	Jayda McNabb vs Regis (CO) (11/04/2024)
TURNOVERS	7	Madison Smith vs New Mexico (12/29/2024)
	6	Jo Huntimer at Oregon (12/17/2024)
	6	Madison Smith at Army West Point (11/15/2024)
FOULS	6	Alexis Cortez at Oregon (12/17/2024)
	5	Jayda McNabb at Utah St. (02/19/2025)
	5	Madison Smith at Nevada (01/25/2025)
	5	Jayda McNabb at Nevada (01/25/2025)
	5	Emily Adams at UNLV (01/15/2025)
	5	Jayda McNabb vs Nevada (01/04/2025)
	5	Keelie O'Hollaren at Boise St. (01/01/2025)
	5	Madison Smith vs New Mexico (12/29/2024)
	5	Madison Smith vs Utah Valley (12/04/2024)
	5	Madison Smith vs UC San Diego (11/22/2024)

TEAM INDIVIDUAL GAME HIGHS

Opponent - Individual Game Highs

POINTS	30		Allyson Fertig at Wyoming (02/12/2025)
	27		Emma Ronsiek at Colorado St. (02/01/2025)
	26		Amiah Simmons at San Jose St. (01/11/2025)
	22		Djessira Diawara at San Jose St. (01/11/2025)
	21		Cheyenne Stubbs vs Utah St. (N) (03/09/2025)
	21		Cheyenne Stubbs vs Utah St. (01/29/2025)
	21		Kylee Mabry vs Utah Valley (12/04/2024)
FIELD GOALS MADE	12		Allyson Fertig at Wyoming (02/12/2025)
	10		Amiah Simmons at San Jose St. (01/11/2025)
FIELD GOAL ATTEMPTS	19		Emma Ronsiek at Colorado St. (02/01/2025)
	18		Cheyenne Stubbs vs Utah St. (N) (03/09/2025)
	18		Amiah Simmons vs San Jose St. (02/05/2025)
FIELD GOAL PERCENTAGE (min 5 made)	1.000	(6-6)	Tatum Thompson at Boise St. (01/01/2025)
	.875	(7-8)	Malene Pedersen vs Wyoming (01/22/2025)
	.875	(7-8)	Rhema Ogele at Portland St. (12/20/2024)
3 PT FG MADE	4		Carlie Latta vs Utah St. (N) (03/09/2025)
	4		Cheyenne Stubbs at Utah St. (02/19/2025)
	4		Cheyenne Stubbs vs Utah St. (01/29/2025)
	4		Vianè Cumber vs New Mexico (12/29/2024)
3 PT FG ATTEMPTS	9		Cheyenne Stubbs at Utah St. (02/19/2025)
	9		Vianè Cumber vs New Mexico (12/29/2024)
3 PT FG PERCENTAGE (min 2 made)	1.000	(3-3)	Kylee Mabry vs Utah Valley (12/04/2024)
	1.000	(2-2)	Paris Lauro at New Mexico (03/04/2025)
	1.000	(2-2)	Destinee Hooks at New Mexico (03/04/2025)
	1.000	(2-2)	Laynee Torres-Kahapea at Portland St. (12/20/2024)
	1.000	(2-2)	Nani Falatea at Oregon (12/17/2024)
	1.000	(2-2)	Rosa Smith vs UC San Diego (11/22/2024)
FREE THROWS MADE	9		Mia Jacobs at Fresno St. (02/22/2025)
	9		Kayanna Spriggs vs UC San Diego (11/22/2024)
FREE THROW ATTEMPTS	11		Kayanna Spriggs vs UC San Diego (11/22/2024)
	9		Mia Jacobs at Fresno St. (02/22/2025)
FREE THROW PERCENTAGE (min 3 made)	1.000	(9-9)	Mia Jacobs at Fresno St. (02/22/2025)
	1.000	(7-7)	Tatum Thompson vs Boise St. (03/01/2025)
	1.000	(6-6)	Cali Clark vs San Diego St. (02/26/2025)
	1.000	(6-6)	Mary Kay Naro at Boise St. (01/01/2025)
	1.000	(5-5)	Carlie Latta at Utah St. (02/19/2025)
	1.000	(5-5)	Amiah Simmons vs San Jose St. (02/05/2025)
	1.000	(4-4)	Cheyenne Stubbs vs Utah St. (N) (03/09/2025)
	1.000	(4-4)	Hannah Ronsiek at Colorado St. (02/01/2025)
	1.000	(4-4)	Hannah Simental at Colorado St. (02/01/2025)
	1.000	(4-4)	Dymonique Maxie at Nevada (01/25/2025)
	1.000	(4-4)	Djessira Diawara at San Jose St. (01/11/2025)
	1.000	(4-4)	Lexie Givens vs Nevada (01/04/2025)
	1.000	(4-4)	Dani Bayes at Boise St. (01/01/2025)
	1.000	(4-4)	Vianè Cumber vs New Mexico (12/29/2024)
	1.000	(4-4)	Gracie Sorenson vs Utah Valley (12/04/2024)
	1.000	(4-4)	Gabi Fields at Northern Colo. (11/11/2024)
	1.000	(4-4)	Fiona Snashall vs Regis (CO) (11/04/2024)
	1.000	(3-3)	Abby Muse vs Boise St. (03/01/2025)
	1.000	(3-3)	Erin Houpt vs San Diego St. (02/26/2025)
	1.000	(3-3)	Nat Martinez vs San Diego St. (02/26/2025)
REBOUNDS	16		Sophie Sene at Utah St. (02/19/2025)
	15		Allyson Fertig at Wyoming (02/12/2025)
ASSISTS	8		Amira Brown at San Jose St. (01/11/2025)
	8		Elisa Mevius at Oregon (12/17/2024)

UNITED STATES AIR FORCE ACADEMY ATHLETICS

BOX SCORES



Official Basketball Box Score - Final
Regis (CO) at Air Force
11/04/24 Cune Arena, U.S. Air Force Academy
2024-25 Women's Basketball

Game Time: 3:30 PM
Game Duration: 1:40
Attendance: 455

Officials: Dean Lewis, Eddie Zavala, Jacob Finn

Regis (CO) - 64

Record: 0-0

NO.	Name	Min	FG	3P	FT	Rebounds	Fouls	TP	AS	TO	ST	Blocks	BS	+/-		
			M-A	M-A	M-A	OR DR TOT	PF	FF	FD							
0	Fiona Shnallsh	F 32:48	4-10	0-3	4-4	4	5	9	2	6	12	3	3	0	0	
32	Taylin Serlen	C 20:11	1-4	0-0	0-0	3	4	7	4	0	2	1	1	0	-1	
2	Jessica Bollwahn	G 31:38	5-14	0-7	4-5	4	5	9	1	6	14	2	1	2	-16	
4	Athena Saragoza	G 29:18	5-15	2-7	0-0	1	3	4	1	1	12	1	4	1	-1	
10	Eni Fry	G 29:02	3-7	1-3	3-4	0	4	4	3	4	10	0	4	2	-28	
24	Addison Branscum	G 22:34	3-9	1-4	0-0	2	3	3	0	0	7	0	2	0	-1	
31	Alexa Dominguez	20:32	3-5	0-0	0-0	0	0	0	3	1	6	0	2	2	-18	
3	Mary Crossland	12:48	0-1	0-1	1-2	2	2	4	0	1	1	1	1	0	-4	
1	Natalie Thornton	01:21	0-0	0-0	0-0	0	0	0	0	0	0	0	0	0	-2	
Team						1	0	1			0		3			
Totals			24-65	4-25	12-15	17	24	41	14	19	64	8	21	7	2	-30

Technical Fouls: Fry 3rd 3:43

Shooting By Period	
1 st FG%	7-15 46.7%
3PT%	1-7 14.3%
FT%	3-5 60%
2 nd FG%	8-17 47.1%
3PT%	3-6 50.0%
FT%	0-0 0%
3 rd FG%	3-15 20.0%
3PT%	0-6 0.0%
FT%	2-2 100%
4 th FG%	6-18 33.3%
3PT%	0-6 0.0%
FT%	7-8 87.5%
GM FG%	24-65 36.9%
3PT%	4-25 16.0%
FT%	12-15 80.0%

Dead Ball Rebounds: 1, 0

Air Force - 94

Record: 1-0

NO.	Name	Min	FG M-A	3P M-A	FT M-A	Rebounds OR DR TOT	Fouls PF FFD	TP	AS	TO	ST	Blocks BS BA	+/-				
1	Alexis Cortez	G 20:57	2-6	0-0	2-3	0	2	2	3	6	0	1	0	1	0	11	
2	Milahnne Perry	G 21:39	10-14	2-3	5-6	0	3	3	0	4	27	0	1	2	1	0	23
4	Madison Smith	G 18:20	6-16	2-6	0-0	0	0	0	2	1	14	3	0	2	0	1	10
10	Jayda McNabb	G 25:32	2-4	0-1	1-2	4	7	11	2	1	5	0	0	1	2	1	24
40	Jo Hunter	G 20:03	1-1	0-0	0-0	0	0	0	2	1	2	2	2	1	0	0	20
31	Emily Adams	19:42	6-6	0-0	0	2	3	5	1	0	12	1	0	1	0	0	37
13	Keelie O'Hollaren	14:38	5-8	1-4	3-3	0	3	3	2	1	14	1	2	1	0	0	29
0	Jordyn DeVaughn	16:42	2-4	0-1	0-0	1	2	3	2	0	4	4	2	1	0	0	6
25	Emma Lytle	14:21	1-4	0-1	0-0	0	0	0	1	0	2	1	0	1	0	0	9
5	Sydney Roundtree	05:08	1-2	0-1	0-1	0	0	0	1	1	2	0	0	0	0	0	-4
24	Marissa Hargrave	10:00	1-3	0-1	2-2	1	2	3	1	1	4	1	0	0	0	0	-5
23	Parker Brown	08:06	1-2	0-0	0	1	1	2	3	0	2	0	0	0	0	0	-9
12	Tanah Gorman	04:52	0-0	0-0	0-0	1	0	1	0	0	0	4	1	0	0	0	-9
Team						1	3	4			0		0				
Totals			39-70	5-18	13-17	11	26	37	19	13	94	13	11	12	3	2	30

Technical Fouls: NONE

Regis		USAF	
Biggest lead	10 (1 st 6:34) 41 (4 th 7:50)	Points from Turnovers	5 31
Best Scoring Run	10 (1 st 6:34) 12 (3 rd 9:47)	Paint	32 54
Lead Changes	11	Second Chance	17 12
Times Tied	4	Fast Breaks	3 16
Time with Lead	10:48 27:07	Bench	14 40

Period by Period Scoring

1st 2nd 3rd 4th TOT

Regis 18 19 8 19 64

USAF 19 29 32 14 94



Official Basketball Box Score - Final
Air Force at Northern Colo.
11/11/24 Bank of Colorado Arena, Greeley
2024-25 Women's Basketball

Game Time: 6:00 PM
Game Duration: 1:52
Attendance: 605

Officials: Robert Scofield, Kelly Bloomfield, Geness Perrymond

Air Force - 73

Record: 3-0

NO.	Name	Min	FG	3P	FT	Rebounds	Fouls	TP	AS	TO	ST	Blocks	BS	+/-			
			M-A	M-A	M-A	OR DR TOT	PF	FF									
1	Alexis Cortez	G 27:22	1-2	0-0	1-4	3	1	4	0	2	3	3	2	4	0	8	
2	Milahnne Perry	G 32:40	8-23	1-8	4-4	1	0	1	1	21	0	3	2	0	1	5	
4	Madison Smith	G 25:25	7-13	2-6	4-6	3	2	5	4	3	20	3	2	2	0	7	
10	Jayda McNabb	G 35:39	3-5	0-1	0-2	2	4	6	2	2	6	2	0	2	0	11	
40	Jo Hunter	G 31:17	0-1	0-0	0-0	2	2	3	1	0	5	1	0	1	0	6	
0	Jordyn DeVaughn	17:05	4-8	1-2	0-0	1	0	1	1	2	9	1	0	1	0	4	
13	Keelie O'Hollaren	15:09	3-8	1-5	1-2	0	2	2	0	8	1	0	1	1	1	-2	
31	Emily Adams	15:23	3-5	0-0	0-0	0	3	3	0	6	0	1	1	1	1	-4	
Team						4	1	5		0	1						
Totals			29-65	5-23	10-18	14	15	29	16	17	73	14	11	12	3	4	7
Technical Fouls: NONE																	

Technical Fouls: NONE

Shooting By Period	
1 st FG%	11-19 57.9%
3PT%	0-3 0.0%
FT%	0-0 0%
2 nd FG%	5-15 33.3%
3PT%	1-8 12.5%
FT%	0-0 0%
3 rd FG%	6-17 35.3%
3PT%	1-5 20.0%
FT%	6-8 75%
4 th FG%	7-14 50.0%
3PT%	3-7 42.9%
FT%	4-10 40%
GM FG%	29-65 44.6%
3PT%	5-23 21.7%
FT%	10-18 55.6%

Dead Ball Rebounds: 4, 1

Northern Colo. - 66

Record: 1-2

NO.	Name	Min	FG M-A	3P M-A	FT M-A	Rebounds OR DR TOT	Fouls PF FF	TP FD	AS	TO	ST	Blocks BS BA	+/-
22	Aniah Hall	F 29:58	7-13	0-0	3-3	3 10 13	4 2 17	0	4	0	1	0	-6
24	Tatum West	F 34:42	2-5	0-0	4-6	3 3 6	2 3 8	0	3	0	1	2	-32
25	Ella Van Weelden	F 19:18	4-5	2-3	0-0	0 3 3	0 1 10	0	2	0	0	0	-5
15	Gabi Fields	G 31:06	3-9	0-2	4-4	0 0 0	4 6 10	5 3 1	3	1	0	1	-5
23	Silvia Nativi	G 24:22	1-7	0-3	0-0	1 4 5	0 2 2	0 3 3	1	1	0	2	-2
3	London Gamble	19:23	4-6	1-1	0-0	2 2 4	2 1 9	1 4 1	1	0	0	0	-5
5	Neenah George	22:56	4-7	0-1	2-2	0 2 2	4 1 10	2 1 1	1	0	0	0	-3
12	April Rummary-Lamb	05:11	0-0	0-0	0-0	0 0 0	0 0 0	0 0 0	0	0	0	0	-5
13	Diana Saleh	10:02	0-0	0-0	0-0	0 0 0	0 0 0	1 0 1	1	1	0	1	-1
11	Lilah Moore	03:03	0-0	0-0	0-0	0 0 0	0 0 0	0 1 0	0	0	0	0	-1
Team						3 2 5	0	0					
Totals						25-52 3-10 13-15	12 26 38	18 16	66	9 20	5 4	3 1	-7
Technical Fouls:George 4Aniah 1													

Technical Fouls: George 4th 5:41

Shooting By Period	
1 st FG%	7-10 70.0%
3PT%	1-1 100.0%
FT%	2-2 100%
2 nd FG%	6-14 42.9%
3PT%	1-3 33.3%
FT%	2-3 66.7%
3 rd FG%	5-13 38.5%
3PT%	1-5 20.0%
FT%	6-7 85.7%
4 th FG%	7-15 46.7%
3PT%	0-1 0.0%
FT%	3-3 100%
GM FG%	25-52 48.1%
3PT%	3-10 30.0%
FT%	13-15 86.7%

Dead Ball Rebounds: 1, 0

AFA		UNC	
Biggest lead	9 (4 th 0:42) 4 (2 nd 4:40)	Points from Turnovers	30 9
Best Scoring Run	6 (1 st 5:56) 8 (2 nd 7:02)	Paint	44 38
Lead Changes	9	Second Chance	15 14
Times Tied	6	Fast Breaks	9 5
Time with Lead	29:46 07:25	Bench	23 19

Period by Period Scoring

1st 2nd 3rd 4th TOT

AFA 22 11 19 21 73

UNC 17 15 17 17 66



Official Basketball Box Score - Final
South Dakota at Air Force
11/08/24 Cune Arena, U.S. Air Force Academy
2024-25 Women's Basketball

Game Time: 3:00 PM
Game Duration: 1:41
Attendance: 282

Officials: Darren Kzesnik, Danielle Johnson, Advearna Bousard

South Dakota - 66

Record: 0-2

NO.	Name	Min	FG	3P	FT	Rebounds	Fouls	TP	AS	TO	ST	Blocks	Bs	+/-			
			M-A	M-A	M-A	OR DR TOT	PF										
20	Carley Duffney	F 36:30	5-9	2-4	0-0	2	4	6	4	5	12	3	5	1	1	1	
41	Alexi Hempte	F 27:12	5-10	2-7	1-2	0	5	5	2	3	13	1	3	0	1	0	-12
10	Adara Groman	G 28:37	3-8	1-4	0-2	0	0	0	0	1	7	0	1	0	0	0	-3
11	Addison Klosterbuer	G 24:31	1-6	1-6	0-0	0	1	1	0	0	3	0	0	4	0	0	-10
21	Grace Larkins	G 39:05	6-11	1-2	2-4	1	8	9	3	6	15	6	6	1	0	2	-9
0	Olivia Kieffer	17:34	3-4	0-1	0-1	0	6	6	5	1	6	2	3	1	1	0	7
3	Coral Mason	19:22	1-1	1-1	2-2	1	1	2	2	1	5	0	2	1	0	0	-12
1	Gabby Wilke	07:09	2-3	1-2	0-0	0	4	4	0	0	5	0	1	0	0	0	-1
Team						0	1	1			0		0				
Totals			26:52	9-27	5-11	4	30	34	16	17	66	12	21	8	3	3	-7

Technical Fouls: NONE

Technical Fouls: NONE

Shooting By Period		
1 st	FG%	10-13 76.9%
	3PT%	5-7 71.4%
	FT%	1-2 50%
2 nd	FG%	6-13 46.2%
	3PT%	1-3 33.3%
	FT%	0-0 0%
3 rd	FG%	6-13 46.2%
	3PT%	1-6 16.7%
	FT%	3-6 50%
4 th	FG%	4-13 30.8%
	3PT%	2-11 18.2%
	FT%	1-3 33.3%
GM	FG%	26-52 50.0%
	3PT%	9-27 33.3%
	FT%	5-11 45.5%

Dead Ball Rebounds: 3

2024-25 AIR FORCE WOMEN'S BASKETBALL | GAME PRODUCTION NOTES

BOX SCORES



Official Basketball Box Score - Final
UC-Colo. Springs at Air Force
11/19/24 Clute Arena, U.S. Air Force Academy
2024-25 Women's Basketball

Game Time: 5:30 PM
Game Duration: 1:44
Attendance: 588

Officials: Kyle Bacon, Corey Long, Denise Lopez

UC-Colo. Springs - 52

Record: 1-3

NO. Name	Min	FG	3P	FT	Rebounds	Fouls	TP	AS	TO	ST	Blocks	+/
M.A.	M.A.	M.A.	M.A.	OR DR TOT	PF FD						BS BA	
4 Emily Vidal	G 16:22	1-3	1-2	0-0	0 0 0	0 1	3	1	2	1	0	-16
5 Rylie Ottmann	G 19:38	0-5	0-2	1-2	1 1 2	3 1	1	1	4	1	0	-19
11 Krystina Hagood	G 19:23	2-8	2-3	2-2	1 2 3	3 2	8	1	2	1	1	-6
20 Mya Wilson	G 15:24	0-1	0-1	0-0	0 2 2	0 2	0	0	2	0	1	-16
23 Anyah Moore Allen	G 21:49	4-7	1-2	3-3	1 3 4	2 4	12	3	4	2	0	-14
0 Ellie Reynolds	G 20:36	1-2	1-1	2-2	1 0 1	2 0	5	1	1	0	0	8
3 Breelyn Robinson	16:15	1-3	0-2	3-4	0 0 0	2 3	5	0	5	0	0	-18
13 Amaya Snowden	23:27	2-5	0-0	1-2	3 5 8	1 2	5	0	0	1	2	-6
15 Jayla Jackson-Allen	20:27	3-10	1-5	0-0	0 5 5	2 0	7	2	4	1	0	-1
14 Olivia Towns	08:43	1-1	0-0	0-0	0 0 0	0 1	2	0	0	0	1	-4
2 Gia Bradley	17:56	1-5	0-3	2-2	1 5 6	1 2	4	0	2	0	0	-3
Team					5 1 6	0	0	1				
Totals		16-50	6-21	14-17	12 26 38	16 19	52	9	27	7	3	-19

Technical Fouls: NONE

Dead Ball Rebounds: 0, 1

Air Force - 71

Record: 4-1

NO. Name	Min	FG	3P	FT	Rebounds	Fouls	TP	AS	TO	ST	Blocks	+/
M.A.	M.A.	M.A.	M.A.	OR DR TOT	PF FD						BS BA	
1 Alexis Cortez	G 20:19	2-3	0-0	0-0	0 4 4	1 1	4	0	1	2	1	20
2 Miahnie Perry	G 23:38	5-10	0-2	3-3	2 1 3	0 3	13	2	1	4	0	26
4 Madison Smith	G 22:20	6-10	1-3	2-2	0 4 4	1 1	15	1	4	0	1	32
10 Jayda McNabb	G 19:10	3-6	1-2	3-3	1 1 2	1 2	10	0	0	1	1	16
40 Jo Hunter	G 14:40	0-0	0-0	0-0	0 0 0	1 0	0	1	1	1	0	18
13 Keelie O'Hollaren	19:23	1-8	0-5	4-4	1 1 2	1 4	6	2	2	1	0	11
31 Emily Adams	18:04	4-6	0-0	2-2	3 4 7	3 1	10	0	2	1	0	11
0 Jordyn DeV Vaughn	12:55	2-6	1-2	2-2	0 3 3	3 2	7	2	1	0	2	-5
25 Emma Lytle	21:24	1-2	1-2	0-0	1 0 1	2 0	3	1	1	0	0	-9
24 Marissa Hargrave	12:40	1-5	0-2	1-2	1 1 2	1 1	3	0	1	1	0	-6
5 Sydney Roundtree	07:59	0-0	0-0	0-0	0 2 2	2 0	0	0	0	0	0	-6
23 Parker Brown	04:15	0-1	0-0	0-0	0 1 1	3 1	0	0	0	0	0	-1
12 Tanah Gorman	03:13	0-1	0-0	0-0	0 0 0	0 0	0	0	0	0	0	-8
Team					0 3 3	0	0	1				
Totals		25-61	4-18	17-18	9 25 34	19 16	71	9	13	16	3	7

Technical Fouls: NONE

UCSS	USAF	Points from Turnovers	UCSS	USAF	Period by Period Scoring
2 (1 st 6:56)	31 (4 th 5:57)	8	30		1st 2nd 3rd 4th TOT
Best Scoring Run	11 (4 th 2:07)	12 (2 nd 5:07)	16	38	UCSS 14 12 9 17 52
Lead Changes	4	9	12	12	USAF 14 28 19 10 71
Times Tied	6	Fast Breaks	5	11	
Time with Lead	01:26	Bench	28	29	



Official Basketball Box Score - Final
Air Force at Milwaukee
11/20/24 Clute Arena, U.S. Air Force Academy
2024-25 Women's Basketball

Game Time: 7:30 PM
Game Duration: 1:41
Attendance: 100

Officials: Keith Miller, Gula D'Ambrosio, Daylan Acevedo

Air Force - 56

Record: 6-1

NO. Name	Min	FG	3P	FT	Rebounds	Fouls	TP	AS	TO	ST	Blocks	+/
M.A.	M.A.	M.A.	M.A.	OR DR TOT	PF FD						BS BA	
1 Alexis Cortez	G 29:02	2-5	0-1	0-0	1 3 4	3 1	4	0	0	0	0	11
2 Miahnie Perry	G 31:42	5-14	0-2	8-10	1 1 2	1 8	16	2	2	0	2	18
4 Madison Smith	G 28:15	5-16	1-6	1-2	0 6 6	3 1	12	0	3	2	0	9
10 Jayda McNabb	G 22:37	0-2	0-0	0-0	6 4 10	3 3	0	2	3	0	2	17
40 Jo Hunter	G 33:11	0-2	0-1	0-0	0 2 2	1 0	0	4	0	1	0	8
13 Keelie O'Hollaren	24:01	4-12	3-11	2-2	0 2 2	2 2	13	2	4	1	0	7
0 Jordyn DeV Vaughn	03:40	0-1	0-0	0-0	0 2 2	0 1	1	2	0	2	1	0
31 Emily Adams	17:28	2-2	0-0	0-0	1 0 1	3 0	4	1	2	0	1	0
24 Marissa Hargrave	07:08	1-2	1-2	0-0	0 1 1	1 0	3	0	0	1	0	3
23 Parker Brown	01:16	0-0	0-0	0-0	0 0 0	0 0	0	0	0	0	1	2
5 Sydney Roundtree	00:53	0-0	0-0	0-0	0 0 0	1 0	0	0	0	0	0	2
25 Emma Lytle	00:53	0-0	0-0	0-0	0 0 0	0 0	0	0	0	0	0	2
Team					0 0 0	0	0	0				
Totals		19-56	5-23	13-16	9 19 28	19 16	56	11	16	6	5	0

Technical Fouls: NONE

Dead Ball Rebounds: 2, 6

Milwaukee - 40

Record: 3-6

NO. Name	Min	FG	3P	FT	Rebounds	Fouls	TP	AS	TO	ST	Blocks	+/
M.A.	M.A.	M.A.	M.A.	OR DR TOT	PF FD						BS BA	
4 Anna Lutz	F 28:08	7-11	1-3	1-1	1 2 3	3 2	16	0	3	1	0	-15
5 Payton Rehecz	G 14:24	0-1	0-0	0-0	1 2 3	3 0	0	0	0	0	0	-2
14 Kacee Baumhower	G 21:56	0-8	0-4	1-4	0 2 2	0 2	1	1	1	0	0	-6
23 Kamy Peppier	G 36:23	2-7	0-3	1-2	1 7 8	2 6	5	6	7	1	0	-14
24 Jada Donaldson	G 33:39	4-7	1-3	0-0	2 6 8	3 9	0	2	1	0	2	-15
2 Jada Williams	21:48	1-5	0-1	3-4	2 2 4	2 3	5	0	1	0	1	-4
32 Jorey Buwalda	11:29	0-2	0-1	0-0	1 1 1	1 0	0	0	5	0	0	-4
22 Kallie Peppier	16:29	2-3	0-0	0-0	1 1 0	1 0	4	0	0	1	0	-10
52 Grace Lomen	01:18	0-0	0-0	0-0	0 0 0	0 0	1	0	0	0	0	-2
11 Izzy Pugh	11:49	0-1	0-0	0-0	0 3 3	2 1	0	0	1	0	0	-2
00 Hallie Majoros	00:53	0-2	0-2	0-0	0 0 0	1 0	0	0	0	0	0	-2
25 Justina Hernandez	00:53	0-0	0-0	0-0	0 0 0	0 0	0	1	1	0	0	-2
30 Sophia Rumpala	00:53	0-0	0-0	0-0	0 0 0	0 0	0	0	0	0	0	-2
Team					0 0 0	0	0	2				
Totals		16-47	2-17	6-11	7 28 33	17 19	40	7	23	5	0	-16

Technical Fouls: Buwalda 3rd 3:38

AFA	MKE	Points from Turnovers	AFA	MKE	Period by Period Scoring
16 (4 th 0:34)	3 (2 nd 2:12)	16	7		1st 2nd 3rd 4th TOT
Best Scoring Run	10 (3 rd 6:14)	18	26		AFA 13 14 15 14 56
Lead Changes	6	Second Chance	13	6	MKE 12 14 6 8 40
Times Tied	4	Fast Breaks	10	4	
Time with Lead	34:30	Bench	22	9	



Official Basketball Box Score - Final
UC San Diego at Air Force
11/20/24 Clute Arena, U.S. Air Force Academy
2024-25 Women's Basketball

Game Time: 5:30 PM
Game Duration: 2:05
Attendance: 691

Officials: Scott Osborne, Lee Mullen, Jeremy Mullen

UC San Diego - 64

Record: 1-5

NO. Name	Min	FG	3P	FT	Rebounds	Fouls	TP	AS	TO	ST	Blocks	+/
M.A.	M.A.	M.A.	M.A.	OR DR TOT	PF FD						BS BA	
24 Kayanna Spriggs	F 34:25	3-3	0-0	9-11	3 6 9	2 8	15	0	3	1	0	-9
3 Sumayah Sugapong	G 42:31	3-13	0-4	2-2	0 8 8	3 4	8	5	7	1	0	-5
15 Sabrina Ma	G 39:51	3-9	2-5	2-2	1 4 5	4 1	10	0	4	4	1	-3
21 Nicki Polocheck	G 28:28	0-5	0-4	1-2	0 3 3	2 1	1	0	2	3	0	-8
22 Gracie Gallegos	G 42:40	8-11	0-1	0-1	1 8 9	2 2	16	1	4	0	3	0
12 Rosa Smith	18:01	3-4	2-2	0-0	0 1 1	4 0	8	0	4	2	0	7
23 En Binkhosi	04:47	0-0	0-0	0-0	0 0 0	0 1	0	2	2	0	0	1
33 Emma Svolboda	10:35	3-4	0-0	0-0	1 1 2	1 0	6	1	1	0	0	-6
32 Parker Montgomery	03:33	0-1	0-1	0-0	0 1 1	1 1	0	0	0	0	0	-3
5 Gabby Louthier	00:09	0-0	0-0	0-0	0 0 0	0 0	0	0	0	0	0	-3
Team					3 2 5	0	0	2				
Totals		23-50	4-17	14-18	9 34 43	19 18	64	9	29	11	4	2

Technical Fouls: NONE

Dead Ball Rebounds: 1, 0

Air Force - 67

Record: 5-1

NO. Name	Min	FG	3P	FT	Rebounds	Fouls	TP	AS	TO	ST	Blocks	+/
M.A.	M.A.	M.A.	M.A.	OR DR TOT	PF FD						BS BA	
1 Alexis Cortez	G 31:19	1-5	0-2	2-2	1 1 2	3 3	4	1	3	2	0	0
2 Miahnie Perry	G 36:56	4-15	0-2	7-10	1 2 3	2 7	15	3	3	1	1	12
4 Madison Smith	G 29:05	3-11	2-7	4-4	1 6 7	5 2	12	0	3	4	0	2
10 Jayda McNabb	G 37:37	8-9	1-1	0-1	7 3 10	3 2	17	1	2	3	1	0
40 Jo Hunter	G 34:29	2-5	2-5	0-0	0 3 3	1 3	6	3	1	5	0	2
13 Keelie O'Hollaren	23:26	3-14	1-8	1-2	0 2 2	3 1	8	0	3	1	0	-6
31 Emily Adams	21:29	1-5	0-0	0-0	1 1 2	0 0	2	1	0	1	0	-6
0 Jordyn DeV Vaughn	06:42	1-2	0-1	1-2	0 0 0	0 1	3	0	1	1	0	-1
25 Emma Lytle	03:58	0-2	0-2	0-0	0 0 0	1 0	0	0	0	0	0	-0
Team					2 3 5	0	0	1				
Totals		23-68	6-28	15-21	13 21 34	18 19	67	9	17	18	2	4

Technical Fouls: NONE

Dead Ball Rebounds: 4, 0

UCSD	USAF	Points from Turnovers	UCSD	USAF	Period by Period Scoring
3 (1 st 07:34)	14 (3 rd 3:44)	11	28		1st 2nd 3rd 4th OT1 TOT
Best Scoring Run	11 (4 th 1:26)	8 (1 st 7:24)	34	30	UCSD 19 16 15 10 4 64
Lead Changes	4	Second Chance	4	6	USAF 19 19 21 1 7 67
Times Tied	7	Fast Breaks	7	22	
Time with Lead	02:02	Bench	14	13	



Official Basketball Box Score - Final
Air Force at Winthrop
11/20/24 Juan Cruz Arena, Marietta
2024-25 Women's Basketball

Game Time: 5:30 PM
Game Duration: 1:42
Attendance: 100

Officials: Axel Col, Jessica Walter, Pastor Torres

<

UNITED STATES AIR FORCE ACADEMY ATHLETICS

BOX SCORES



Official Basketball Box Score - Final
Utah Valley at Air Force
12/04/24 Clute Arena, U.S. Air Force Academy
2024-25 Women's Basketball

Game Time: 6:30 PM
Game Duration: 1:55
Attendance: 798

Officials: Brad Schmidt, Denise Lopez, Hayley Springer

Utah Valley - 58

Record: 6-3

NO.	Name	Min	FG	3P	FT	Rebounds		Fouls		TP	AS	TO	ST	Blocks	a/-		
			M-A	M-A	M-A	OR	DR	OT	PF	PD							
33	Danija Stafford	F 20:52	3-6	0-0	2-6	3	5	8	2	6	8	1	3	1	0	-19	
34	Tessa Chaney	C 15:18	1-2	0-1	0-0	1	1	2	2	1	2	0	0	0	0	-19	
3	Amanda Barcello	G 26:59	2-3	0-1	0-0	0	2	2	1	4	0	0	2	1	0	-18	
13	Ally Criddle	G 18:23	1-3	0-0	0-2	0	2	2	5	1	2	5	6	2	1	-14	
21	Tallia White	G 19:02	2-6	1-2	2-4	2	0	2	1	2	7	1	2	2	0	-12	
1	Kylee Mabry	28:32	9-14	3-8	2-2	1	3	4	2	3	21	4	2	0	0	2	
5	Cambree Blackham	21:37	1-2	0-0	1-0	2	2	3	3	3	3	4	2	0	0	-4	
10	Salge Gibb	20:20	0-7	0-3	0-0	0	4	4	2	1	0	0	5	4	0	-8	
24	Halle Nelson	19:30	1-3	0-0	1-2	2	1	3	2	1	3	0	2	1	0	-10	
44	Gracie Sorenson	09:27	2-3	0-0	0-4	2	0	2	2	2	8	0	1	1	1	0	
Team						1 2 3						0					
Totals			21-49	4-10	12-22	12	22	34	23	21	58	14	27	15	4	2	-18

Technical Fouls: Coach 3rd 6th

Shooting By Period	
1 st FG%	3-8 37.5%
3PT%	0-0 0.0%
FT%	2-2 100%
2 nd FG%	5-11 45.5%
3PT%	0-1 0.0%
FT%	1-6 16.7%
3 rd FG%	9-19 47.4%
3PT%	2-5 40.0%
FT%	6-10 60%
4 th FG%	4-11 36.4%
3PT%	2-4 50.0%
FT%	3-4 75%
GM FG%	21-49 42.9%
3PT%	4-10 40.0%
FT%	12-22 54.5%

Dead Ball Rebounds: 6, 0

Air Force - 76

Record: 9-1

NO.	Name	Min	FG		3P		FT		Reb		Fouls		TP		AS	ST	Blocks		+/-	
			M-A	M-A	M-A	M-A	M-A	M-A	OR	DR	PF	PD	M-A	M-A						
1	Alexis Cortez	G 32:56	1-5	0-1	1-1	0	2	2	2	3	4	3	3	1	1	1	0	0	18	
2	Milahnne Perry	G 33:28	9-16	3-5	1-2	1	3	4	2	6	22	2	3	1	0	1	0	1	18	
4	Madison Smith	G 26:12	4-8	1-4	2-2	2	0	2	5	4	11	2	4	0	1	0	1	0	28	
10	Jayda McNabb	G 23:38	4-4	0-0	1-0	1	2	1	3	4	9	2	0	3	0	1	0	0	28	
40	Jo Hunter	G 30:37	1-4	1-4	0-0	0	0	0	3	1	3	7	2	5	0	0	0	0	19	
25	Emma Lytle	08:21	2-5	2-4	0-0	0	0	0	0	0	6	0	0	0	0	0	1	0	14	
31	Emily Adams	16:45	1-1	0-0	0-2	0	5	5	3	2	2	0	0	2	0	0	-2	0	14	
0	Jordyn DeVaughn	07:57	1-1	0-0	3-3	0	0	0	0	0	3	5	1	4	1	0	0	0	-7	
13	Keelie O'Hollaren	17:10	3-7	3-6	4-6	1	1	2	4	2	13	1	5	1	0	0	0	0	17	
23	Parker Brown	01:28	0-0	0-0	0-0	0	0	0	0	0	0	0	1	0	0	0	0	0	-3	
24	Marissa Hargrave	01:29	1-1	0-0	0-0	0	0	0	0	0	0	2	0	2	0	0	0	0	-6	
Team																				
Totals			27-52	10-24	12-18	7	19	26	21	22	76	19	24	20	2	4	18	0	0	18

Technical Fouls: NONE

Shooting By Period	
1 st FG%	7-13 53.8%
3PT%	4-8 50.0%
FT%	1-1 100%
2 nd FG%	8-17 47.1%
3PT%	0-3 0.0%
FT%	0-0 0%
3 rd FG%	6-10 60.0%
3PT%	3-5 60.0%
FT%	3-6 50%
4 th FG%	6-12 50.0%
3PT%	3-8 37.5%
FT%	8-11 72.7%
GM FG%	27-52 51.9%
3PT%	10-24 41.7%
FT%	12-18 66.7%

Dead Ball Rebounds: 2, 1

UtahVa		USAF		Points from		UtahVa		USAF		Period by Period Scoring	
Biggest lead		0 (1 st 10:00)		Turnovers		28		33		1st 2nd 3rd 4th TOT	
Best Scoring Run		8 (3 rd 0:05)		Paint		32		28		UtahVa 8 11 26 13 58	
Lead Changes		10 (1 st 6:54)		Second Chance		11		8		USAF 19 16 18 23 76	
Times Tied		0		Fast Breaks		17		13			
Time with Lead		00:00		Bench		35		28			



Official Basketball Box Score - Final
Air Force at Oregon
12/17/24 Mathews Knight Arena, Eugene, Ore.
2024-25 Women's Basketball

Game Time: 6:00 PM
Game Duration: 1:40
Attendance: 4,551

Officials: Melissa Barlow, Chuck Gonzalez, Charlie Stein

Air Force - 36

Record: 9-2

NO.	Name		Min	FG		3P		FT		Rebounds		Fouls		TP	AS	TO	ST	Blocks		+/-
				M-A	M-A	M-A	M-A	OR	DR	PF	PD	M-A	M-A							
1	Alexis Cortez	G	31:02	2-11	1-4	2-2	2	1	3	6	1	7	3	3	0	0	0	0	41	
2	Milahnne Perry	G	21:46	1-10	0-2	0-0	2	1	3	2	1	2	0	4	0	0	3	0	-28	
4	Madison Smith	G	26:38	1-6	0-2	0-0	0	1	3	4	3	5	1	0	0	0	0	0	-35	
10	Jayda McNabb	G	25:37	6-9	1-2	3-3	4	3	7	4	3	16	0	3	3	0	0	0	-30	
40	Jo Hunter	G	24:50	0-1	0-0	0-0	2	2	4	2	1	0	1	6	1	0	0	0	-38	
13	Keelie O'Hollaren		24:02	1-11	0-6	0-0	0	1	1	1	0	2	0	0	0	0	1	1	-39	
31	Emily Adams		17:41	1-4	0-0	0-0	1	2	3	0	2	2	0	3	1	0	0	0	-28	
25	Emma Lytle		14:00	1-2	1-2	0-0	0	0	0	0	0	1	3	0	3	0	0	1	-27	
0	Jordyn DeVaughn		08:44	0-2	0-0	0-0	0	1	1	0	1	0	0	2	0	0	2	1	-19	
5	Sydney Roundtree		03:24	0-0	0-0	0-0	1	0	1	1	0	0	0	0	0	0	0	0	-15	
23	Parker Brown		02:16	0-0	0-0	0-0	0	0	0	0	0	0	0	0	0	0	0	0	-10	
Team																				
Totals				13-56	3-20	7-7	14	13	27	17	13	36	7	29	6	0	7	-62		

Technical Fouls: Cortez 4th 5th 5th

Shooting By Period	
1 st FG%	3-12 25.0%
3PT%	1-6 16.7%
FT%	2-2 100%
2 nd FG%	4-15 26.7%
3PT%	1-4 25.0%
FT%	0-0 0%
3 rd FG%	3-15 20.0%
3PT%	0-3 0.0%
FT%	4-4 100%
4 th FG%	3-14 21.4%
3PT%	1-7 14.3%
FT%	1-1 100%
GM FG%	13-56 23.2%
3PT%	3-20 15.0%
FT%	7-7 100.0%

Dead Ball Rebounds: 0, 1

Oregon - 98

Record: 8-3

NO.	Name	Min	FG		3P		Rebounds		Fouls		TP	AS	ST	Blocks		+/-	
			M	A	M	A	OR	DR	PF	PD				M	A		
5	Amina Muhammad	F 16:30	4-4	0-0	1-2	4	1	5	1	4	9	0	0	0	0	20	
15	Phillipina Kyei	C 17:52	6-10	0-0	2-3	2	3	5	2	2	14	1	1	1	3	0	27
8	Elsa Mevius	G 19:29	4-6	0-2	0-0	0	2	2	1	0	8	8	3	2	0	0	32
10	Peyton Scott	G 20:54	3-8	2-5	0-0	0	3	3	2	2	8	1	1	2	0	0	30
25	Deja Kelly	G 21:45	4-7	0-3	0-0	0	8	8	0	2	8	4	1	2	0	0	26
23	Sarah Rambus	19:59	5-7	0-0	1-3	3	4	4	3	2	11	1	3	1	1	0	29
4	Nani Palatea	19:59	4-4	2-2	1-2	0	4	4	1	0	11	6	0	2	0	0	33
1	Alexis Whitfield	15:42	4-6	0-0	0-0	5	2	7	1	0	8	1	1	1	0	0	25
35	Ehis Elute	13:04	4-6	0-0	0-1	4	4	4	0	1	8	3	0	2	1	0	27
14	An Long	19:46	1-8	1-6	0-0	0	4	4	2	1	3	1	3	1	2	2	34
2	Katie Fiso	15:00	4-7	1-4	1-2	0	1	1	0	2	10	3	3	2	0	0	27
Team																	
Totals			43-73	6-22	6-13	19	29	48	13	16	98	31	14	17	7	0	62

BOX SCORES

<div><div><div>NCAA</div><div>Official Basketball Box Score - Final</div><div>New Mexico at Air Force</div><div>12/29/24 Clute Arena, U.S. Air Force Academy</div><div>2024-25 Women's Basketball</div></div><div><div>Game Time: 1:00 PM</div><div>Game Duration: 1:46</div><div>Attendance: 684</div></div><div><div>Officials: Kelly Broomfield, Felicity Willis, Denise Lopez</div></div></div> <div><div>New Mexico - 69</div><div>Record: 9-6 (1-0)</div><table><tr><th>NO. Name</th><th>Min</th><th>FG</th><th>3P</th><th>FT</th><th>Rebounds</th><th>Fouls</th><th>TP</th><th>AS</th><th>TO</th><th>ST</th><th>Blocks</th><th>+</th><th>-</th></tr><tr><td></td><td></td><td>M.A.</td><td>M.A.</td><td>M.A.</td><td>OR DR TOT</td><td>PF FD</td><td></td><td></td><td></td><td></td><td>BS BA</td><td></td><td></td></tr><tr><td>24 Amiyah Moreland</td><td>F 08:04</td><td>1-2</td><td>0-0</td><td>0-0</td><td>0 1 1</td><td>5 0</td><td>2</td><td>2</td><td>1</td><td>0</td><td>1</td><td>0</td><td>11</td></tr><tr><td>3 Destinee Hooks</td><td>G 34:14</td><td>7-14</td><td>1-4</td><td>0-0</td><td>2 6 8</td><td>1 0</td><td>15</td><td>2</td><td>6</td><td>2</td><td>1</td><td>1</td><td>6</td></tr><tr><td>4 Alyssa Hargrove</td><td>G 32:57</td><td>1-6</td><td>1-2</td><td>2-2</td><td>0 6 6</td><td>3 5</td><td>5</td><td>5</td><td>3</td><td>4</td><td>2</td><td>0</td><td>10</td></tr><tr><td>13 Joana Magalhães</td><td>G 29:59</td><td>4-8</td><td>1-4</td><td>2-5</td><td>0 5 5</td><td>2 5</td><td>11</td><td>4</td><td>3</td><td>2</td><td>0</td><td>0</td><td>-2</td></tr><tr><td>33 Vaniá Cumber</td><td>G 36:35</td><td>6-15</td><td>4-9</td><td>4-4</td><td>1 7 8</td><td>1 2</td><td>20</td><td>1</td><td>6</td><td>0</td><td>1</td><td>0</td><td>8</td></tr><tr><td>14 Hudja Joaquin</td><td>G 35:56</td><td>6-9</td><td>0-0</td><td>4-7</td><td>6 5 11</td><td>3 5</td><td>16</td><td>1</td><td>0</td><td>2</td><td>1</td><td>0</td><td>-5</td></tr><tr><td>11 Nayli Padilla</td><td>15:47</td><td>0-1</td><td>0-0</td><td>0-0</td><td>0 2 2</td><td>0 1</td><td>0</td><td>2</td><td>0</td><td>0</td><td>1</td><td>0</td><td>8</td></tr><tr><td>21 Reza Po</td><td>07:03</td><td>0-0</td><td>0-0</td><td>0-0</td><td>0 0 0</td><td>0 0</td><td>0</td><td>0</td><td>1</td><td>0</td><td>0</td><td>0</td><td>-4</td></tr><tr><td>10 Paris Lauro</td><td>03:25</td><td>0-3</td><td>0-2</td><td>0-0</td><td>1 0 1</td><td>0 0</td><td>0</td><td>0</td><td>1</td><td>1</td><td>0</td><td>0</td><td>-2</td></tr><tr><td>Team</td><td></td><td></td><td></td><td></td><td>0 1 1</td><td></td><td>0</td><td></td><td>1</td><td></td><td></td><td></td><td></td></tr><tr><td>Totals</td><td></td><td>25-58</td><td>7-21</td><td>12-18</td><td>10 33 43</td><td>15 18</td><td>69</td><td>17</td><td>22</td><td>11</td><td>6</td><td>1</td><td>6</td></tr></table><div>Technical Fouls: Moreland 3rd 4:52</div></div> <div><div>Air Force - 63</div><div>Record: 19-3 (8-1)</div><table><tr><th>NO. Name</th><th>Min</th><th>FG</th><th>3P</th><th>FT</th><th>Rebounds</th><th>Fouls</th><th>TP</th><th>AS</th><th>TO</th><th>ST</th><th>Blocks</th><th>+</th><th>-</th></tr><tr><td></td><td></td><td>M.A.</td><td>M.A.</td><td>M.A.</td><td>OR DR TOT</td><td>PF FD</td><td></td><td></td><td></td><td></td><td>BS BA</td><td></td><td></td></tr><tr><td>1 Alexis Cortez</td><td>G 33:33</td><td>1-8</td><td>0-1</td><td>1-2</td><td>4 2 6</td><td>1 1</td><td>3</td><td>1</td><td>2</td><td>2</td><td>0</td><td>0</td><td>-5</td></tr><tr><td>2 Milahnie Perry</td><td>G 30:03</td><td>8-17</td><td>1-4</td><td>2-4</td><td>0 4 4</td><td>2 2</td><td>19</td><td>1</td><td>4</td><td>1</td><td>0</td><td>1</td><td>-5</td></tr><tr><td>4 Madison Smith</td><td>G 32:00</td><td>7-16</td><td>3-7</td><td>1-1</td><td>1 4 5</td><td>5 3</td><td>18</td><td>1</td><td>7</td><td>4</td><td>0</td><td>1</td><td>8</td></tr><tr><td>10 Jayda McNabb</td><td>G 24:56</td><td>1-8</td><td>0-1</td><td>0-0</td><td>6 2 8</td><td>4 2</td><td>2</td><td>1</td><td>0</td><td>2</td><td>1</td><td>4</td><td>-4</td></tr><tr><td>40 Jo Hunter</td><td>G 27:10</td><td>0-4</td><td>0-3</td><td>0-0</td><td>1 5 6</td><td>1 2</td><td>0</td><td>3</td><td>2</td><td>2</td><td>0</td><td>0</td><td>-11</td></tr><tr><td>13 Keele O'Hollaren</td><td>17:18</td><td>2-6</td><td>1-5</td><td>2-2</td><td>0 1 1</td><td>3 0</td><td>7</td><td>0</td><td>0</td><td>1</td><td>0</td><td>0</td><td>-7</td></tr><tr><td>31 Emily Adams</td><td>15:04</td><td>2-3</td><td>0-0</td><td>0-0</td><td>0 3 3</td><td>2 1</td><td>4</td><td>0</td><td>0</td><td>1</td><td>0</td><td>0</td><td>-2</td></tr><tr><td>0 Jordyn DeV Vaughn</td><td>19:56</td><td>3-7</td><td>0-2</td><td>4-5</td><td>0 1 1</td><td>0 3</td><td>10</td><td>2</td><td>1</td><td>0</td><td>0</td><td>0</td><td>-4</td></tr><tr><td>Team</td><td></td><td></td><td></td><td></td><td>2 3 5</td><td></td><td>0</td><td></td><td>1</td><td></td><td></td><td></td><td></td></tr><tr><td>Totals</td><td></td><td>24-69</td><td>5-23</td><td>10-14</td><td>14 25 39</td><td>18 14</td><td>63</td><td>9</td><td>17</td><td>13</td><td>1</td><td>6</td><td>4</td></tr></table><div>Technical Fouls: NONE</div></div> <div><div>Biggest lead</div><div>9 (4th 2:56)</div><div>4 (1st 5:15)</div><div>Points from Turnovers</div><div>18</div><div>24</div><div>Best Scoring Run</div><div>10 (1st 0:36)</div><div>7 (1st 5:15)</div><div>Paint</div><div>36</div><div>36</div><div>Lead Changes</div><div>4</div><div>2</div><div>Second Chance</div><div>8</div><div>8</div><div>Fast Breaks</div><div>20</div><div>13</div><div>Times Tied</div><div>1</div><div>0</div><div>Time with Lead</div><div>34:21</div><div>04:41</div><div>Bench</div><div>16</div><div>21</div><div>USAF</div><div>Period by Period Scoring</div><div>1st</div><div>2nd</div><div>3rd</div><div>4th</div><div>TOT</div><div>Lobos</div><div>22</div><div>9</div><div>12</div><div>26</div><div>69</div><div>USAF</div><div>15</div><div>10</div><div>14</div><div>24</div><div>63</div></div>	NO. Name	Min	FG	3P	FT	Rebounds	Fouls	TP	AS	TO	ST	Blocks	+	-			M.A.	M.A.	M.A.	OR DR TOT	PF FD					BS BA			24 Amiyah Moreland	F 08:04	1-2	0-0	0-0	0 1 1	5 0	2	2	1	0	1	0	11	3 Destinee Hooks	G 34:14	7-14	1-4	0-0	2 6 8	1 0	15	2	6	2	1	1	6	4 Alyssa Hargrove	G 32:57	1-6	1-2	2-2	0 6 6	3 5	5	5	3	4	2	0	10	13 Joana Magalhães	G 29:59	4-8	1-4	2-5	0 5 5	2 5	11	4	3	2	0	0	-2	33 Vaniá Cumber	G 36:35	6-15	4-9	4-4	1 7 8	1 2	20	1	6	0	1	0	8	14 Hudja Joaquin	G 35:56	6-9	0-0	4-7	6 5 11	3 5	16	1	0	2	1	0	-5	11 Nayli Padilla	15:47	0-1	0-0	0-0	0 2 2	0 1	0	2	0	0	1	0	8	21 Reza Po	07:03	0-0	0-0	0-0	0 0 0	0 0	0	0	1	0	0	0	-4	10 Paris Lauro	03:25	0-3	0-2	0-0	1 0 1	0 0	0	0	1	1	0	0	-2	Team					0 1 1		0		1					Totals		25-58	7-21	12-18	10 33 43	15 18	69	17	22	11	6	1	6	NO. Name	Min	FG	3P	FT	Rebounds	Fouls	TP	AS	TO	ST	Blocks	+	-			M.A.	M.A.	M.A.	OR DR TOT	PF FD					BS BA			1 Alexis Cortez	G 33:33	1-8	0-1	1-2	4 2 6	1 1	3	1	2	2	0	0	-5	2 Milahnie Perry	G 30:03	8-17	1-4	2-4	0 4 4	2 2	19	1	4	1	0	1	-5	4 Madison Smith	G 32:00	7-16	3-7	1-1	1 4 5	5 3	18	1	7	4	0	1	8	10 Jayda McNabb	G 24:56	1-8	0-1	0-0	6 2 8	4 2	2	1	0	2	1	4	-4	40 Jo Hunter	G 27:10	0-4	0-3	0-0	1 5 6	1 2	0	3	2	2	0	0	-11	13 Keele O'Hollaren	17:18	2-6	1-5	2-2	0 1 1	3 0	7	0	0	1	0	0	-7	31 Emily Adams	15:04	2-3	0-0	0-0	0 3 3	2 1	4	0	0	1	0	0	-2	0 Jordyn DeV Vaughn	19:56	3-7	0-2	4-5	0 1 1	0 3	10	2	1	0	0	0	-4	Team					2 3 5		0		1					Totals		24-69	5-23	10-14	14 25 39	18 14	63	9	17	13	1	6	4	<div><div><div>NCAA</div><div>Official Basketball Box Score - Final</div><div>Air Force at Boise State</div><div>01/01/25 Extra Mile Arena, Boise, Idaho</div><div>2024-25 Women's Basketball</div></div><div><div>Game Time: 6:30 PM</div><div>Game Duration: 1:40</div><div>Attendance: 1,649</div></div><div><div>Officials: Robert Scofield, Clifford Sims, Simona Petronyte</div></div></div> <div><div>Air Force - 55</div><div>Record: 10-4 (0-2)</div><table><tr><th>NO. Name</th><th>Min</th><th>FG</th><th>3P</th><th>FT</th><th>Rebounds</th><th>Fouls</th><th>TP</th><th>AS</th><th>TO</th><th>ST</th><th>Blocks</th><th>+</th><th>-</th></tr><tr><td></td><td></td><td>M.A.</td><td>M.A.</td><td>M.A.</td><td>OR DR TOT</td><td>PF FD</td><td></td><td></td><td></td><td></td><td>BS BA</td><td></td><td></td></tr><tr><td>1 Alexis Cortez</td><td>G 37:25</td><td>3-9</td><td>0-0</td><td>1-2</td><td>2 2 4</td><td>2 1</td><td>7</td><td>0</td><td>0</td><td>3</td><td>0</td><td>1</td><td>-10</td></tr><tr><td>2 Milahnie Perry</td><td>G 35:34</td><td>6-21</td><td>0-3</td><td>9-12</td><td>1 1 2</td><td>2 7</td><td>21</td><td>0</td><td>1</td><td>1</td><td>0</td><td>3</td><td>-6</td></tr><tr><td>4 Madison Smith</td><td>G 32:36</td><td>5-18</td><td>3-8</td><td>3-4</td><td>3 1 4</td><td>4 6</td><td>16</td><td>3</td><td>2</td><td>6</td><td>0</td><td>1</td><td>-11</td></tr><tr><td>10 Jayda McNabb</td><td>G 20:17</td><td>0-1</td><td>0-0</td><td>0-0</td><td>2 1 3</td><td>3 1</td><td>0</td><td>1</td><td>2</td><td>2</td><td>1</td><td>1</td><td>-7</td></tr><tr><td>40 Jo Hunter</td><td>G 26:35</td><td>0-3</td><td>0-0</td><td>1-2</td><td>1 2 3</td><td>1 1</td><td>1</td><td>2</td><td>1</td><td>3</td><td>0</td><td>1</td><td>-5</td></tr><tr><td>13 Keele O'Hollaren</td><td>25:40</td><td>2-9</td><td>2-7</td><td>0-0</td><td>1 2 3</td><td>5 0</td><td>6</td><td>1</td><td>0</td><td>1</td><td>0</td><td>0</td><td>-6</td></tr><tr><td>31 Emily Adams</td><td>12:54</td><td>1-3</td><td>0-0</td><td>0-0</td><td>2 0 2</td><td>3 0</td><td>2</td><td>0</td><td>1</td><td>1</td><td>0</td><td>2</td><td>-8</td></tr><tr><td>0 Jordyn DeV Vaughn</td><td>08:58</td><td>1-3</td><td>0-1</td><td>0-0</td><td>0 1 1</td><td>0 0</td><td>2</td><td>0</td><td>0</td><td>0</td><td>0</td><td>1</td><td>-2</td></tr><tr><td>Team</td><td></td><td></td><td></td><td></td><td>4 1 5</td><td></td><td>0</td><td></td><td>2</td><td></td><td></td><td></td><td></td></tr><tr><td>Totals</td><td></td><td>18-67</td><td>5-19</td><td>14-20</td><td>16 11 27</td><td>20 18</td><td>55</td><td>7</td><td>9</td><td>17</td><td>1</td><td>10</td><td>-11</td></tr></table><div>Technical Fouls: NONE</div></div> <div><div>Boise State - 66</div><div>Record: 11-4 (1-1)</div><table><tr><th>NO. Name</th><th>Min</th><th>FG</th><th>3P</th><th>FT</th><th>Rebounds</th><th>Fouls</th><th>TP</th><th>AS</th><th>TO</th><th>ST</th><th>Blocks</th><th>+</th><th>-</th></tr><tr><td></td><td></td><td>M.A.</td><td>M.A.</td><td>M.A.</td><td>OR DR TOT</td><td>PF FD</td><td></td><td></td><td></td><td></td><td>BS BA</td><td></td><td></td></tr><tr><td>33 Abby Muse</td><td>F 24:02</td><td>4-8</td><td>0-0</td><td>0-0</td><td>5 7 12</td><td>1 4</td><td>8</td><td>2</td><td>0</td><td>0</td><td>2</td><td>0</td><td>8</td></tr><tr><td>0 Tatum Thompson</td><td>G 23:21</td><td>6-6</td><td>0-0</td><td>0-0</td><td>2 2 0</td><td>3 3</td><td>3</td><td>14</td><td>1</td><td>2</td><td>2</td><td>3</td><td>0</td></tr><tr><td>1 Mya Hansen</td><td>G 25:20</td><td>1-4</td><td>1-3</td><td>0-0</td><td>0 2 2</td><td>1 2</td><td>1</td><td>0</td><td>5</td><td>1</td><td>0</td><td>0</td><td>8</td></tr><tr><td>4 Dani Bayes</td><td>G 20:33</td><td>3-5</td><td>3-4</td><td>4-4</td><td>0 2 2</td><td>2 2</td><td>13</td><td>5</td><td>3</td><td>0</td><td>1</td><td>0</td><td>7</td></tr><tr><td>12 Mary Kay Naro</td><td>G 34:32</td><td>1-3</td><td>0-1</td><td>6-6</td><td>2 2 4</td><td>3 6</td><td>8</td><td>3</td><td>6</td><td>0</td><td>1</td><td>0</td><td>12</td></tr><tr><td>9 Libby Hutton</td><td>16:39</td><td>2-4</td><td>0-1</td><td>2-2</td><td>0 4 4</td><td>2 1</td><td>6</td><td>2</td><td>3</td><td>0</td><td>0</td><td>0</td><td>5</td></tr><tr><td>32 Natalie Pasco</td><td>19:27</td><td>0-7</td><td>0-4</td><td>2-2</td><td>1 1 2</td><td>3 1</td><td>2</td><td>0</td><td>1</td><td>0</td><td>2</td><td>0</td><td>4</td></tr><tr><td>22 Taryn Gardner</td><td>13:40</td><td>1-3</td><td>0-0</td><td>2-2</td><td>1 4 5</td><td>0 1</td><td>4</td><td>0</td><td>3</td><td>0</td><td>0</td><td>1</td><td>-1</td></tr><tr><td>23 Elodie Lalotte</td><td>15:58</td><td>3-4</td><td>0-0</td><td>2-4</td><td>2 6 8</td><td>0 2</td><td>8</td><td>1</td><td>1</td><td>0</td><td>1</td><td>0</td><td>3</td></tr><tr><td>24 Jayda Clark</td><td>05:28</td><td>0-0</td><td>0-0</td><td>0-0</td><td>0 1 1</td><td>1 0</td><td>0</td><td>0</td><td>1</td><td>0</td><td>0</td><td>0</td><td>-1</td></tr><tr><td>6 Milly Sharp</td><td>01:00</td><td>0-0</td><td>0-0</td><td>0-0</td><td>0 0 0</td><td>0 0</td><td>0</td><td>0</td><td>0</td><td>0</td><td>0</td><td>0</td><td>4</td></tr><tr><td>Team</td><td></td><td></td><td></td><td></td><td>1 2 3</td><td></td><td>0</td><td></td><td>0</td><td></td><td></td><td></td><td></td></tr><tr><td>Totals</td><td></td><td>21-44</td><td>4-13</td><td>20-22</td><td>12 34 46</td><td>16 20</td><td>66</td><td>14</td><td>25</td><td>3</td><td>10</td><td>1</td><td>11</td></tr></table><div>Technical Fouls: NONE</div></div> <div><div>Biggest lead</div><div>0 (1st 10:00)</div><div>13 (4th 1:10)</div><div>Points from Turnovers</div><div>18</div><div>30</div><div>Best Scoring Run</div><div>5 (2nd 9:37)</div><div>5 (2nd 3:08)</div><div>Paint</div><div>18</div><div>10</div><div>Lead Changes</div><div>0</div><div>8</div><div>Second Chance</div><div>8</div><div>10</div><div>Fast Breaks</div><div>4</div><div>6</div><div>Times Tied</div><div>2</div><div>0</div><div>Time with Lead</div><div>00:00</div><div>38:47</div><div>Bench</div><div>10</div><div>20</div><div>USAF</div><div>Period by Period Scoring</div><div>1st</div><div>2nd</div><div>3rd</div><div>4th</div><div>TOT</div><div>Lobos</div><div>22</div><div>9</div><div>12</div><div>26</div><div>69</div><div>USAF</div><div>15</div><div>10</div><div>14</div><div>24</div><div>63</div></div>	NO. Name	Min	FG	3P	FT	Rebounds	Fouls	TP	AS	TO	ST	Blocks	+	-			M.A.	M.A.	M.A.	OR DR TOT	PF FD					BS BA			1 Alexis Cortez	G 37:25	3-9	0-0	1-2	2 2 4	2 1	7	0	0	3	0	1	-10	2 Milahnie Perry	G 35:34	6-21	0-3	9-12	1 1 2	2 7	21	0	1	1	0	3	-6	4 Madison Smith	G 32:36	5-18	3-8	3-4	3 1 4	4 6	16	3	2	6	0	1	-11	10 Jayda McNabb	G 20:17	0-1	0-0	0-0	2 1 3	3 1	0	1	2	2	1	1	-7	40 Jo Hunter	G 26:35	0-3	0-0	1-2	1 2 3	1 1	1	2	1	3	0	1	-5	13 Keele O'Hollaren	25:40	2-9	2-7	0-0	1 2 3	5 0	6	1	0	1	0	0	-6	31 Emily Adams	12:54	1-3	0-0	0-0	2 0 2	3 0	2	0	1	1	0	2	-8	0 Jordyn DeV Vaughn	08:58	1-3	0-1	0-0	0 1 1	0 0	2	0	0	0	0	1	-2	Team					4 1 5		0		2					Totals		18-67	5-19	14-20	16 11 27	20 18	55	7	9	17	1	10	-11	NO. Name	Min	FG	3P	FT	Rebounds	Fouls	TP	AS	TO	ST	Blocks	+	-			M.A.	M.A.	M.A.	OR DR TOT	PF FD					BS BA			33 Abby Muse	F 24:02	4-8	0-0	0-0	5 7 12	1 4	8	2	0	0	2	0	8	0 Tatum Thompson	G 23:21	6-6	0-0	0-0	2 2 0	3 3	3	14	1	2	2	3	0	1 Mya Hansen	G 25:20	1-4	1-3	0-0	0 2 2	1 2	1	0	5	1	0	0	8	4 Dani Bayes	G 20:33	3-5	3-4	4-4	0 2 2	2 2	13	5	3	0	1	0	7	12 Mary Kay Naro	G 34:32	1-3	0-1	6-6	2 2 4	3 6	8	3	6	0	1	0	12	9 Libby Hutton	16:39	2-4	0-1	2-2	0 4 4	2 1	6	2	3	0	0	0	5	32 Natalie Pasco	19:27	0-7	0-4	2-2	1 1 2	3 1	2	0	1	0	2	0	4	22 Taryn Gardner	13:40	1-3	0-0	2-2	1 4 5	0 1	4	0	3	0	0	1	-1	23 Elodie Lalotte	15:58	3-4	0-0	2-4	2 6 8	0 2	8	1	1	0	1	0	3	24 Jayda Clark	05:28	0-0	0-0	0-0	0 1 1	1 0	0	0	1	0	0	0	-1	6 Milly Sharp	01:00	0-0	0-0	0-0	0 0 0	0 0	0	0	0	0	0	0	4	Team					1 2 3		0		0					Totals		21-44	4-13	20-22	12 34 46	16 20	66	14	25	3	10	1	11	<div><div><div>NCAA</div><div>Official Basketball Box Score - Final</div><div>Nevada at Air Force</div><div>01/04/25 Clute Arena, U.S. Air Force Academy</div><div>2024-25 Women's Basketball</div></div><div><div>Game Time: 12:00 PM</div><div>Game Duration: 1:45</div><div>Attendance: 604</div></div><div><div>Officials: Cheryl Blue, Joseph Barcelos, Kalina Barker-Culter</div></div></div> <div><div>Nevada - 58</div><div>Record: 7-9 (2-1)</div><table><tr><th>NO. Name</th><th>Min</th><th>FG</th><th>3P</th><th>FT</th><th>Rebounds</th><th>Fouls</th><th>TP</th><th>AS</th><th>TO</th><th>ST</th><th>Blocks</th><th>+</th><th>-</th></tr><tr><td></td><td></td><td>M.A.</td><td>M.A.</td><td>M.A.</td><td>OR DR TOT</td><td>PF FD</td><td></td><td></td><td></td><td></td><td>BS BA</td><td></td><td></td></tr><tr><td>3 Imbie Jones</td><td>F 26:21</td><td>2-8</td><td>0-0</td><td>2-2</td><td>1 7 8</td><td>0 1</td><td>6</td><td>0</td><td>2</td><td>0</td><td>0</td><td>0</td><td>5</td></tr><tr><td>23 Lexie Givens</td><td>F 34:45</td><td>5-9</td><td>1-1</td><td>4-4</td><td>3 7 10</td><td>3 3</td><td>15</td><td>3</td><td>5</td><td>2</td><td>0</td><td>0</td><td>9</td></tr><tr><td>4 Audrey Roden</td><td>G 22:26</td><td>2-8</td><td>0-0</td><td>2-2</td><td>0 3 3</td><td>2 6</td><td>1</td><td>1</td><td>2</td><td>2</td><td>1</td><td>2</td><td>5</td></tr><tr><td>10 Dymonique Maxie</td><td>G 33:08</td><td>0-4</td><td>0-1</td><td>0-2</td><td>0 4 4</td><td>2 3</td><td>0</td><td>1</td><td>2</td><td>2</td><td>1</td><td>0</td><td>-1</td></tr><tr><td>20 Rakiyah Jackson</td><td>G 08:22</td><td>1-1</td><td>0-0</td><td>0-0</td><td>1 0 1</td><td>2 0</td><td>2</td><td>0</td><td>2</td><td>0</td><td>0</td><td>0</td><td>2</td></tr><tr><td>11 Victoria Davis</td><td>32:56</td><td>5-13</td><td>3-7</td><td>2-2</td><td>1 5 6</td><td>2 2</td><td>15</td><td>5</td><td>3</td><td>1</td><td>0</td><td>0</td><td>1</td></tr><tr><td>2 Izzy Sullivan</td><td>23:09</td><td>2-5</td><td>2-4</td><td>0-0</td><td>1 1 1</td><td>1 1</td><td>6</td><td>2</td><td>1</td><td>0</td><td>0</td><td>0</td><td>1</td></tr><tr><td>8 Olivia Poulivaati</td><td>14:18</td><td>3-4</td><td>0-0</td><td>0-0</td><td>1 1 2</td><td>1 1</td><td>6</td><td>1</td><td>1</td><td>0</td><td>0</td><td>0</td><td>-4</td></tr><tr><td>34 Kendra Hicks</td><td>04:36</td><td>1-1</td><td>0-0</td><td>0-0</td><td>1 1 2</td><td>0 0</td><td>2</td><td>0</td><td>0</td><td>0</td><td>0</td><td>0</td><td>2</td></tr><tr><td>Team</td><td></td><td></td><td></td><td></td><td>1 1 2</td><td></td><td>0</td><td></td><td>1</td><td></td><td></td><td></td><td></td></tr><tr><td>Totals</td><td></td><td>21-53</td><td>6-13</td><td>10-12</td><td>9 30 39</td><td>15 13</td><td>58</td><td>13</td><td>19</td><td>7</td><td>2</td><td>2</td><td>3</td></tr></table><div>Technical Fouls: NONE</div></div> <div><div>Air Force - 55</div><div>Record: 10-5 (0-3)</div><table><tr><th>NO. Name</th><th>Min</th><th>FG</th><th>3P</th><th>FT</th><th>Rebounds</th><th>Fouls</th><th>TP</th><th>AS</th><th>TO</th><th>ST</th><th>Blocks</th><th>+</th><th>-</th></tr><tr><td></td><td></td><td>M.A.</td><td>M.A.</td><td>M.A.</td><td>OR DR TOT</td><td>PF FD</td><td></td><td></td><td></td><td></td><td>BS BA</td><td></td><td></td></tr><tr><td>1 Alexis Cortez</td><td>G 36:25</td><td>1-4</td><td>1-1</td><td>1-2</td><td>2 1 3</td><td>1 2</td><td>4</td><td>1</td><td>2</td><td>1</td><td>0</td><td>0</td><td>2</td></tr><tr><td>2 Milahnie Perry</td><td>G 30:20</td><td>2-14</td><td>0-2</td><td>2-2</td><td>1 2 3</td><td>1 4</td><td>6</td><td>4</td><td>3</td><td>0</td><td>0</td><td>1</td><td>0</td></tr><tr><td>4 Madison Smith</td><td>G 27:21</td><td>4-7</td><td>1-3</td><td>0-0</td><td>0 0 0</td><td>4 1</td><td>9</td><td>1</td><td>4</td><td>2</td><td>0</td><td>0</td><td>-3</td></tr><tr><td>10 Jayda McNabb</td><td>G 28:01</td><td>4-7</td><td>0-1</td><td>4-7</td><td>2 8 10</td><td>5 5</td><td>12</td><td>1</td><td>3</td><td>1</td><td>2</td><td>0</td><td>11</td></tr><tr><td>40 Jo Hunter</td><td>G 29:57</td><td>4-8</td><td>1-4</td><td>0-0</td><td>0 3 3</td><td>0 0</td><td>9</td><td>7</td><td>2</td><td>2</td><td>0</td><td>0</td><td>10</td></tr><tr><td>25 Emma Lytle</td><td>10:12</td><td>0-3</td><td>0-2</td><td>0-0</td><td>0 0 0</td><td>1 0</td><td>0</td><td>0</td><td>0</td><td>0</td><td>0</td><td>0</td><td>-9</td></tr><tr><td>13 Keele O'Hollaren</td><td>21:05</td><td>3-10</td><td>2-8</td><td>0-0</td><td>0 3 3</td><td>1 0</td><td>8</td><td>1</td><td>0</td><td>0</td><td>0</td><td>0</td><td>-4</td></tr><tr><td>31 Emily Adams</td><td>11:53</td><td>2-2</td><td>0-0</td><td>0-1</td><td>3 4 7</td><td>0 2</td><td>4</td><td>0</td><td>0</td><td>0</td><td>0</td><td>0</td><td>-12</td></tr><tr><td>0 Jordyn DeV Vaughn</td><td>04:47</td><td>1-4</td><td>1-2</td><td>0-0</td><td>1 1 2</td><td>0 1</td><td>3</td><td>0</td><td>0</td><td>1</td><td>0</td><td>0</td><td>-10</td></tr><tr><td>Team</td><td></td><td></td><td></td><td></td><td>1 2 3</td><td></td><td>0</td><td></td><td>2</td><td></td><td></td><td></td><td></td></tr><tr><td>Totals</td><td></td><td>21-59</td><td>6-23</td><td>7-12</td><td>10 24 34</td><td>13 15</td><td>55</td><td>15</td><td>16</td><td>7</td><td>2</td><td>2</td><td>-3</td></tr></table><div>Technical Fouls: NONE</div></div> <div><div>Biggest lead</div><div>11 (2nd 1:28)</div><div>7 (1st 2:38)</div><div>Points from Turnovers</div><div>10</div><div>16</div><div>Best Scoring Run</div><div>11 (2nd 1:28)</div><div>9 (3rd 9:12)</div><div>Paint</div><div>28</div><div>18</div><div>Lead Changes</div><div>7</div><div>2</div><div>Second Chance</div><div>8</div><div>5</div><div>Fast Breaks</div><div>9</div><div>15</div><div>Times Tied</div><div>3</div><div>0</div><div>Time with Lead</div><div>25:16</div><div>11:41</div><div>Bench</div><div>29</div><div>15</div><div>USAF</div><div>Period by Period Scoring</div><div>1st</div><div>2nd</div><div>3rd</div><div>4th</div><div>TOT</div><div>Lobos</div><div>20</div><div>10</div><div>13</div><div>15</div><div>58</div><div>USAF</div><div>15</div><div>10</div><div>10</div><div>20</div><div>55</div></div>	NO. Name	Min	FG	3P	FT	Rebounds	Fouls	TP	AS	TO	ST	Blocks	+	-			M.A.	M.A.	M.A.	OR DR TOT	PF FD					BS BA			3 Imbie Jones	F 26:21	2-8	0-0	2-2	1 7 8	0 1	6	0	2	0	0	0	5	23 Lexie Givens	F 34:45	5-9	1-1	4-4	3 7 10	3 3	15	3	5	2	0	0	9	4 Audrey Roden	G 22:26	2-8	0-0	2-2	0 3 3	2 6	1	1	2	2	1	2	5	10 Dymonique Maxie	G 33:08	0-4	0-1	0-2	0 4 4	2 3	0	1	2	2	1	0	-1	20 Rakiyah Jackson	G 08:22	1-1	0-0	0-0	1 0 1	2 0	2	0	2	0	0	0	2	11 Victoria Davis	32:56	5-13	3-7	2-2	1 5 6	2 2	15	5	3	1	0	0	1	2 Izzy Sullivan	23:09	2-5	2-4	0-0	1 1 1	1 1	6	2	1	0	0	0	1	8 Olivia Poulivaati	14:18	3-4	0-0	0-0	1 1 2	1 1	6	1	1	0	0	0	-4	34 Kendra Hicks	04:36	1-1	0-0	0-0	1 1 2	0 0	2	0	0	0	0	0	2	Team					1 1 2		0		1					Totals		21-53	6-13	10-12	9 30 39	15 13	58	13	19	7	2	2	3	NO. Name	Min	FG	3P	FT	Rebounds	Fouls	TP	AS	TO	ST	Blocks	+	-			M.A.	M.A.	M.A.	OR DR TOT	PF FD					BS BA			1 Alexis Cortez	G 36:25	1-4	1-1	1-2	2 1 3	1 2	4	1	2	1	0	0	2	2 Milahnie Perry	G 30:20	2-14	0-2	2-2	1 2 3	1 4	6	4	3	0	0	1	0	4 Madison Smith	G 27:21	4-7	1-3	0-0	0 0 0	4 1	9	1	4	2	0	0	-3	10 Jayda McNabb	G 28:01	4-7	0-1	4-7	2 8 10	5 5	12	1	3	1	2	0	11	40 Jo Hunter	G 29:57	4-8	1-4	0-0	0 3 3	0 0	9	7	2	2	0	0	10	25 Emma Lytle	10:12	0-3	0-2	0-0	0 0 0	1 0	0	0	0	0	0	0	-9	13 Keele O'Hollaren	21:05	3-10	2-8	0-0	0 3 3	1 0	8	1	0	0	0	0	-4	31 Emily Adams	11:53	2-2	0-0	0-1	3 4 7	0 2	4	0	0	0	0	0	-12	0 Jordyn DeV Vaughn	04:47	1-4	1-2	0-0	1 1 2	0 1	3	0	0	1	0	0	-10	Team					1 2 3		0		2					Totals		21-59	6-23	7-12	10 24 34	13 15	55	15	16	7	2	2	-3	<div><div><div>NCAA</div><div>Official Basketball Box Score - Final</div><div>Air Force at San Jose St.</div><div>01/11/25 Prophet Credit Union Event Center, San Jose, CA</div><div>2024-25 Women's Basketball</div></div><div><div>Game Time: 1:00 PM</div><div>Game Duration: 1:48</div><div>Attendance: 314</div></div><div><div>Officials: Scott Osborne, Nate Acosta, Karl Jelden</div></div></div> <div><div>Air Force - 84</div><div>Record: 10-6 (0-4)</div><table><tr><th>NO. Name</th><th>Min</th><th>FG</th><th>3P</th><th>FT</th><th>Rebounds</th><th>Fouls</th><th>TP</th><th>AS</th><th>TO</th><th>ST</th><th>Blocks</th><th>+</th><th>-</th></tr><tr><td></td><td></td><td>M.A.</td><td>M.A.</td><td>M.A.</td><td>OR DR TOT</td><td>PF FD</td><td></td><td></td><td></td><td></td><td>BS BA</td><td></td><td></td></tr><tr><td>1 Alexis Cortez</td><td>G 37:42</td><td>2-10</td><td>0-1</td><td>2-2</td><td>1 2 3</td><td>1 3</td><td>6</td><td>1</td><td>2</td><td>0</td><td>0</td><td>1</td><td>-12</td></tr><tr><td>2 Milahnie Perry</td><td>G 34:00</td><td>10-21</td><td>1-4</td><td>7-11</td><td>0 2 2</td><td>2 4</td><td>6</td><td>28</td><td>1</td><td>1</td><td>4</td><td>0</td><td>-6</td></tr><tr><td>4 Madison Smith</td><td>G 34:18</td><td>7-15</td><td>3-6</td><td>8-9</td><td>2 3 5</td><td>4 6</td><td>25</td><td>1</td><td>3</td><td>1</td><td>0</td><td>1</td><td>-6</td></tr><tr><td>10 Jayda McNabb</td><td>G 35:28</td><td>3-4</td><td>1-1</td><td>6-9</td><td>7 4 11</td><td>2 5</td><td>13</td><td>2</td><td>2</td><td>6</td><td>2</td><td>0</td><td>-2</td></tr><tr><td>40 Jo Hunter</td><td>G 32:05</td><td>3-9</td><td>1-6</td><td>2-2</td><td>0 1 1</td><td>2 1</td><td>9</td><td>5</td><td>3</td><td>3</td><td>0</td><td>0</td><td>-3</td></tr><tr><td>13 Keele O'Hollaren</td><td>15:34</td><td>1-6</td><td>1-5</td><td>0-0</td><td>0 0 0</td><td>1 0</td><td>1</td><td>3</td><td>1</td><td>2</td><td>1</td><td>0</td><td>0</td></tr><tr><td>31 Emily Adams</td><td>06:32</td><td>0-0</td><td>0-0</td><td>0-0</td><td>0 0 0</td><td>0 0</td><td>0</td><td>0</td><td>0</td><td>0</td><td>0</td><td>0</td><td>-1</td></tr><tr><td>0 Jordyn DeV Vaughn</td><td>03:07</td><td>0-0</td><td>0-0</td><td>0-0</td><td>0 0 0</td><td>0 0</td><td>1</td><td>0</td><td>0</td><td>0</td><td>0</td><td>0</td><td>-5</td></tr><tr><td>25 Emma Lytle</td><td>01:14</td><td>0-0</td><td>0-0</td><td>0-0</td><td>0 0 0</td><td>0 0</td><td>0</td><td>0</td><td>0</td><td>0</td><td>0</td><td>0</td><td>3</td></tr><tr><td>Team</td><td></td><td></td><td></td><td></td><td>3 1 4</td><td></td><td>0</td><td></td><td>0</td><td></td><td></td><td></td><td></td></tr><tr><td>Totals</td><td></td><td>26-65</td><td>7-23</td><td>25-33</td><td>13 13 26</td><td>15 21</td><td>84</td><td>11</td><td>13</td><td>15</td><td>2</td><td>2</td><td>-6</td></tr></table><div>Technical Fouls: NONE</div></div> <div><div>San Jose St. - 90</div><div>Record: 8-10 (1-4)</div><table><tr><th>NO. Name</th><th>Min</th><th>FG</th><th>3P</th><th>FT</th><th>Rebounds</th><th>Fouls</th><th>TP</th><th>AS</th><th>TO</th><th>ST</th><th>Blocks</th><th>+</th><th>-</th></tr><tr><td></td><td></td><td>M.A.</td><td>M.A.</td><td>M.A.</td><td>OR DR TOT</td><td>PF FD</td><td></td><td></td><td></td><td></td><td>BS BA</td><td></td><td></td></tr><tr><td>32 Djessiah Diawara</td><td>F 30:39</td><td>9-11</td><td>0-0</td><td>4-4</td><td>5 5 10</td><td>4 3</td><td>22</td><td>1</td><td>0</td><td>1</td><td>0</td><td>0</td><td>6</td></tr><tr><td>1 Amiah Simmons</td><td>G 33:29</td><td>10-15</td><td>3-5</td><td>3-5</td><td>1 4 5</td><td>1 6</td><td>26</td><td>2</td><td>3</td><td>2</td><td>0</td><td>1</td><td>0</td></tr><tr><td>2 Jasmine Singleton</td><td>G 23:30</td><td>2-2</td><td>1-1</td><td>0-0</td><td>1 3 4</td><td>2 0</td><td>5</td><td>0</td><td>2</td><td>3</td><td>0</td><td>0</td><td>4</td></tr><tr><td>8 Amira Brown</td><td>G 30:13</td><td>6-11</td><td>2-5</td><td>0-0</td><td>0 2 2</td><td>3 2</td><td>14</td><td>8</td><td>7</td><td>1</td><td>0</td><td>1</td><td>-1</td></tr><tr><td>9 Rylee Waugh</td><td>G 25:08</td><td>2-7</td><td>1-3</td><td>2-2</td><td>0 4 4</td><td>3 2</td><td>7</td><td>1</td><td>6</td><td>1</td><td>1</td><td>0</td><td>-11</td></tr></table></div>	NO. Name	Min	FG	3P	FT	Rebounds	Fouls	TP	AS	TO	ST	Blocks	+	-			M.A.	M.A.	M.A.	OR DR TOT	PF FD					BS BA			1 Alexis Cortez	G 37:42	2-10	0-1	2-2	1 2 3	1 3	6	1	2	0	0	1	-12	2 Milahnie Perry	G 34:00	10-21	1-4	7-11	0 2 2	2 4	6	28	1	1	4	0	-6	4 Madison Smith	G 34:18	7-15	3-6	8-9	2 3 5	4 6	25	1	3	1	0	1	-6	10 Jayda McNabb	G 35:28	3-4	1-1	6-9	7 4 11	2 5	13	2	2	6	2	0	-2	40 Jo Hunter	G 32:05	3-9	1-6	2-2	0 1 1	2 1	9	5	3	3	0	0	-3	13 Keele O'Hollaren	15:34	1-6	1-5	0-0	0 0 0	1 0	1	3	1	2	1	0	0	31 Emily Adams	06:32	0-0	0-0	0-0	0 0 0	0 0	0	0	0	0	0	0	-1	0 Jordyn DeV Vaughn	03:07	0-0	0-0	0-0	0 0 0	0 0	1	0	0	0	0	0	-5	25 Emma Lytle	01:14	0-0	0-0	0-0	0 0 0	0 0	0	0	0	0	0	0	3	Team					3 1 4		0		0					Totals		26-65	7-23	25-33	13 13 26	15 21	84	11	13	15	2	2	-6	NO. Name	Min	FG	3P	FT	Rebounds	Fouls	TP	AS	TO	ST	Blocks	+	-			M.A.	M.A.	M.A.	OR DR TOT	PF FD					BS BA			32 Djessiah Diawara	F 30:39	9-11	0-0	4-4	5 5 10	4 3	22	1	0	1	0	0	6	1 Amiah Simmons	G 33:29	10-15	3-5	3-5	1 4 5	1 6	26	2	3	2	0	1	0	2 Jasmine Singleton	G 23:30	2-2	1-1	0-0	1 3 4	2 0	5	0	2	3	0	0	4	8 Amira Brown	G 30:13	6-11	2-5	0-0	0 2 2	3 2	14	8	7	1	0	1	-1	9 Rylee Waugh	G 25:08	2-7	1-3	2-2	0 4 4	3 2	7	1	6	1	1	0	-11
NO. Name	Min	FG	3P	FT	Rebounds	Fouls	TP	AS	TO	ST	Blocks	+	-																																																																																																																																																																																																																																																																																																																																																																																																																																																																																																																																																																																																																																																																																																																																																																																																																																																																																																																																																																																																																																																																																																																																																																																																																																																																																																																																																																																																																		
		M.A.	M.A.	M.A.	OR DR TOT	PF FD					BS BA																																																																																																																																																																																																																																																																																																																																																																																																																																																																																																																																																																																																																																																																																																																																																																																																																																																																																																																																																																																																																																																																																																																																																																																																																																																																																																																																																																																																																				
24 Amiyah Moreland	F 08:04	1-2	0-0	0-0	0 1 1	5 0	2	2	1	0	1	0	11																																																																																																																																																																																																																																																																																																																																																																																																																																																																																																																																																																																																																																																																																																																																																																																																																																																																																																																																																																																																																																																																																																																																																																																																																																																																																																																																																																																																																		
3 Destinee Hooks	G 34:14	7-14	1-4	0-0	2 6 8	1 0	15	2	6	2	1	1	6																																																																																																																																																																																																																																																																																																																																																																																																																																																																																																																																																																																																																																																																																																																																																																																																																																																																																																																																																																																																																																																																																																																																																																																																																																																																																																																																																																																																																		
4 Alyssa Hargrove	G 32:57	1-6	1-2	2-2	0 6 6	3 5	5	5	3	4	2	0	10																																																																																																																																																																																																																																																																																																																																																																																																																																																																																																																																																																																																																																																																																																																																																																																																																																																																																																																																																																																																																																																																																																																																																																																																																																																																																																																																																																																																																		
13 Joana Magalhães	G 29:59	4-8	1-4	2-5	0 5 5	2 5	11	4	3	2	0	0	-2																																																																																																																																																																																																																																																																																																																																																																																																																																																																																																																																																																																																																																																																																																																																																																																																																																																																																																																																																																																																																																																																																																																																																																																																																																																																																																																																																																																																																		
33 Vaniá Cumber	G 36:35	6-15	4-9	4-4	1 7 8	1 2	20	1	6	0	1	0	8																																																																																																																																																																																																																																																																																																																																																																																																																																																																																																																																																																																																																																																																																																																																																																																																																																																																																																																																																																																																																																																																																																																																																																																																																																																																																																																																																																																																																		
14 Hudja Joaquin	G 35:56	6-9	0-0	4-7	6 5 11	3 5	16	1	0	2	1	0	-5																																																																																																																																																																																																																																																																																																																																																																																																																																																																																																																																																																																																																																																																																																																																																																																																																																																																																																																																																																																																																																																																																																																																																																																																																																																																																																																																																																																																																		
11 Nayli Padilla	15:47	0-1	0-0	0-0	0 2 2	0 1	0	2	0	0	1	0	8																																																																																																																																																																																																																																																																																																																																																																																																																																																																																																																																																																																																																																																																																																																																																																																																																																																																																																																																																																																																																																																																																																																																																																																																																																																																																																																																																																																																																		
21 Reza Po	07:03	0-0	0-0	0-0	0 0 0	0 0	0	0	1	0	0	0	-4																																																																																																																																																																																																																																																																																																																																																																																																																																																																																																																																																																																																																																																																																																																																																																																																																																																																																																																																																																																																																																																																																																																																																																																																																																																																																																																																																																																																																		
10 Paris Lauro	03:25	0-3	0-2	0-0	1 0 1	0 0	0	0	1	1	0	0	-2																																																																																																																																																																																																																																																																																																																																																																																																																																																																																																																																																																																																																																																																																																																																																																																																																																																																																																																																																																																																																																																																																																																																																																																																																																																																																																																																																																																																																		
Team					0 1 1		0		1																																																																																																																																																																																																																																																																																																																																																																																																																																																																																																																																																																																																																																																																																																																																																																																																																																																																																																																																																																																																																																																																																																																																																																																																																																																																																																																																																																																																																						
Totals		25-58	7-21	12-18	10 33 43	15 18	69	17	22	11	6	1	6																																																																																																																																																																																																																																																																																																																																																																																																																																																																																																																																																																																																																																																																																																																																																																																																																																																																																																																																																																																																																																																																																																																																																																																																																																																																																																																																																																																																																		
NO. Name	Min	FG	3P	FT	Rebounds	Fouls	TP	AS	TO	ST	Blocks	+	-																																																																																																																																																																																																																																																																																																																																																																																																																																																																																																																																																																																																																																																																																																																																																																																																																																																																																																																																																																																																																																																																																																																																																																																																																																																																																																																																																																																																																		
		M.A.	M.A.	M.A.	OR DR TOT	PF FD					BS BA																																																																																																																																																																																																																																																																																																																																																																																																																																																																																																																																																																																																																																																																																																																																																																																																																																																																																																																																																																																																																																																																																																																																																																																																																																																																																																																																																																																																																				
1 Alexis Cortez	G 33:33	1-8	0-1	1-2	4 2 6	1 1	3	1	2	2	0	0	-5																																																																																																																																																																																																																																																																																																																																																																																																																																																																																																																																																																																																																																																																																																																																																																																																																																																																																																																																																																																																																																																																																																																																																																																																																																																																																																																																																																																																																		
2 Milahnie Perry	G 30:03	8-17	1-4	2-4	0 4 4	2 2	19	1	4	1	0	1	-5																																																																																																																																																																																																																																																																																																																																																																																																																																																																																																																																																																																																																																																																																																																																																																																																																																																																																																																																																																																																																																																																																																																																																																																																																																																																																																																																																																																																																		
4 Madison Smith	G 32:00	7-16	3-7	1-1	1 4 5	5 3	18	1	7	4	0	1	8																																																																																																																																																																																																																																																																																																																																																																																																																																																																																																																																																																																																																																																																																																																																																																																																																																																																																																																																																																																																																																																																																																																																																																																																																																																																																																																																																																																																																		
10 Jayda McNabb	G 24:56	1-8	0-1	0-0	6 2 8	4 2	2	1	0	2	1	4	-4																																																																																																																																																																																																																																																																																																																																																																																																																																																																																																																																																																																																																																																																																																																																																																																																																																																																																																																																																																																																																																																																																																																																																																																																																																																																																																																																																																																																																		
40 Jo Hunter	G 27:10	0-4	0-3	0-0	1 5 6	1 2	0	3	2	2	0	0	-11																																																																																																																																																																																																																																																																																																																																																																																																																																																																																																																																																																																																																																																																																																																																																																																																																																																																																																																																																																																																																																																																																																																																																																																																																																																																																																																																																																																																																		
13 Keele O'Hollaren	17:18	2-6	1-5	2-2	0 1 1	3 0	7	0	0	1	0	0	-7																																																																																																																																																																																																																																																																																																																																																																																																																																																																																																																																																																																																																																																																																																																																																																																																																																																																																																																																																																																																																																																																																																																																																																																																																																																																																																																																																																																																																		
31 Emily Adams	15:04	2-3	0-0	0-0	0 3 3	2 1	4	0	0	1	0	0	-2																																																																																																																																																																																																																																																																																																																																																																																																																																																																																																																																																																																																																																																																																																																																																																																																																																																																																																																																																																																																																																																																																																																																																																																																																																																																																																																																																																																																																		
0 Jordyn DeV Vaughn	19:56	3-7	0-2	4-5	0 1 1	0 3	10	2	1	0	0	0	-4																																																																																																																																																																																																																																																																																																																																																																																																																																																																																																																																																																																																																																																																																																																																																																																																																																																																																																																																																																																																																																																																																																																																																																																																																																																																																																																																																																																																																		
Team					2 3 5		0		1																																																																																																																																																																																																																																																																																																																																																																																																																																																																																																																																																																																																																																																																																																																																																																																																																																																																																																																																																																																																																																																																																																																																																																																																																																																																																																																																																																																																																						
Totals		24-69	5-23	10-14	14 25 39	18 14	63	9	17	13	1	6	4																																																																																																																																																																																																																																																																																																																																																																																																																																																																																																																																																																																																																																																																																																																																																																																																																																																																																																																																																																																																																																																																																																																																																																																																																																																																																																																																																																																																																		
NO. Name	Min	FG	3P	FT	Rebounds	Fouls	TP	AS	TO	ST	Blocks	+	-																																																																																																																																																																																																																																																																																																																																																																																																																																																																																																																																																																																																																																																																																																																																																																																																																																																																																																																																																																																																																																																																																																																																																																																																																																																																																																																																																																																																																		
		M.A.	M.A.	M.A.	OR DR TOT	PF FD					BS BA																																																																																																																																																																																																																																																																																																																																																																																																																																																																																																																																																																																																																																																																																																																																																																																																																																																																																																																																																																																																																																																																																																																																																																																																																																																																																																																																																																																																																				
1 Alexis Cortez	G 37:25	3-9	0-0	1-2	2 2 4	2 1	7	0	0	3	0	1	-10																																																																																																																																																																																																																																																																																																																																																																																																																																																																																																																																																																																																																																																																																																																																																																																																																																																																																																																																																																																																																																																																																																																																																																																																																																																																																																																																																																																																																		
2 Milahnie Perry	G 35:34	6-21	0-3	9-12	1 1 2	2 7	21	0	1	1	0	3	-6																																																																																																																																																																																																																																																																																																																																																																																																																																																																																																																																																																																																																																																																																																																																																																																																																																																																																																																																																																																																																																																																																																																																																																																																																																																																																																																																																																																																																		
4 Madison Smith	G 32:36	5-18	3-8	3-4	3 1 4	4 6	16	3	2	6	0	1	-11																																																																																																																																																																																																																																																																																																																																																																																																																																																																																																																																																																																																																																																																																																																																																																																																																																																																																																																																																																																																																																																																																																																																																																																																																																																																																																																																																																																																																		
10 Jayda McNabb	G 20:17	0-1	0-0	0-0	2 1 3	3 1	0	1	2	2	1	1	-7																																																																																																																																																																																																																																																																																																																																																																																																																																																																																																																																																																																																																																																																																																																																																																																																																																																																																																																																																																																																																																																																																																																																																																																																																																																																																																																																																																																																																		
40 Jo Hunter	G 26:35	0-3	0-0	1-2	1 2 3	1 1	1	2	1	3	0	1	-5																																																																																																																																																																																																																																																																																																																																																																																																																																																																																																																																																																																																																																																																																																																																																																																																																																																																																																																																																																																																																																																																																																																																																																																																																																																																																																																																																																																																																		
13 Keele O'Hollaren	25:40	2-9	2-7	0-0	1 2 3	5 0	6	1	0	1	0	0	-6																																																																																																																																																																																																																																																																																																																																																																																																																																																																																																																																																																																																																																																																																																																																																																																																																																																																																																																																																																																																																																																																																																																																																																																																																																																																																																																																																																																																																		
31 Emily Adams	12:54	1-3	0-0	0-0	2 0 2	3 0	2	0	1	1	0	2	-8																																																																																																																																																																																																																																																																																																																																																																																																																																																																																																																																																																																																																																																																																																																																																																																																																																																																																																																																																																																																																																																																																																																																																																																																																																																																																																																																																																																																																		
0 Jordyn DeV Vaughn	08:58	1-3	0-1	0-0	0 1 1	0 0	2	0	0	0	0	1	-2																																																																																																																																																																																																																																																																																																																																																																																																																																																																																																																																																																																																																																																																																																																																																																																																																																																																																																																																																																																																																																																																																																																																																																																																																																																																																																																																																																																																																		
Team					4 1 5		0		2																																																																																																																																																																																																																																																																																																																																																																																																																																																																																																																																																																																																																																																																																																																																																																																																																																																																																																																																																																																																																																																																																																																																																																																																																																																																																																																																																																																																																						
Totals		18-67	5-19	14-20	16 11 27	20 18	55	7	9	17	1	10	-11																																																																																																																																																																																																																																																																																																																																																																																																																																																																																																																																																																																																																																																																																																																																																																																																																																																																																																																																																																																																																																																																																																																																																																																																																																																																																																																																																																																																																		
NO. Name	Min	FG	3P	FT	Rebounds	Fouls	TP	AS	TO	ST	Blocks	+	-																																																																																																																																																																																																																																																																																																																																																																																																																																																																																																																																																																																																																																																																																																																																																																																																																																																																																																																																																																																																																																																																																																																																																																																																																																																																																																																																																																																																																		
		M.A.	M.A.	M.A.	OR DR TOT	PF FD					BS BA																																																																																																																																																																																																																																																																																																																																																																																																																																																																																																																																																																																																																																																																																																																																																																																																																																																																																																																																																																																																																																																																																																																																																																																																																																																																																																																																																																																																																				
33 Abby Muse	F 24:02	4-8	0-0	0-0	5 7 12	1 4	8	2	0	0	2	0	8																																																																																																																																																																																																																																																																																																																																																																																																																																																																																																																																																																																																																																																																																																																																																																																																																																																																																																																																																																																																																																																																																																																																																																																																																																																																																																																																																																																																																		
0 Tatum Thompson	G 23:21	6-6	0-0	0-0	2 2 0	3 3	3	14	1	2	2	3	0																																																																																																																																																																																																																																																																																																																																																																																																																																																																																																																																																																																																																																																																																																																																																																																																																																																																																																																																																																																																																																																																																																																																																																																																																																																																																																																																																																																																																		
1 Mya Hansen	G 25:20	1-4	1-3	0-0	0 2 2	1 2	1	0	5	1	0	0	8																																																																																																																																																																																																																																																																																																																																																																																																																																																																																																																																																																																																																																																																																																																																																																																																																																																																																																																																																																																																																																																																																																																																																																																																																																																																																																																																																																																																																		
4 Dani Bayes	G 20:33	3-5	3-4	4-4	0 2 2	2 2	13	5	3	0	1	0	7																																																																																																																																																																																																																																																																																																																																																																																																																																																																																																																																																																																																																																																																																																																																																																																																																																																																																																																																																																																																																																																																																																																																																																																																																																																																																																																																																																																																																		
12 Mary Kay Naro	G 34:32	1-3	0-1	6-6	2 2 4	3 6	8	3	6	0	1	0	12																																																																																																																																																																																																																																																																																																																																																																																																																																																																																																																																																																																																																																																																																																																																																																																																																																																																																																																																																																																																																																																																																																																																																																																																																																																																																																																																																																																																																		
9 Libby Hutton	16:39	2-4	0-1	2-2	0 4 4	2 1	6	2	3	0	0	0	5																																																																																																																																																																																																																																																																																																																																																																																																																																																																																																																																																																																																																																																																																																																																																																																																																																																																																																																																																																																																																																																																																																																																																																																																																																																																																																																																																																																																																		
32 Natalie Pasco	19:27	0-7	0-4	2-2	1 1 2	3 1	2	0	1	0	2	0	4																																																																																																																																																																																																																																																																																																																																																																																																																																																																																																																																																																																																																																																																																																																																																																																																																																																																																																																																																																																																																																																																																																																																																																																																																																																																																																																																																																																																																		
22 Taryn Gardner	13:40	1-3	0-0	2-2	1 4 5	0 1	4	0	3	0	0	1	-1																																																																																																																																																																																																																																																																																																																																																																																																																																																																																																																																																																																																																																																																																																																																																																																																																																																																																																																																																																																																																																																																																																																																																																																																																																																																																																																																																																																																																		
23 Elodie Lalotte	15:58	3-4	0-0	2-4	2 6 8	0 2	8	1	1	0	1	0	3																																																																																																																																																																																																																																																																																																																																																																																																																																																																																																																																																																																																																																																																																																																																																																																																																																																																																																																																																																																																																																																																																																																																																																																																																																																																																																																																																																																																																		
24 Jayda Clark	05:28	0-0	0-0	0-0	0 1 1	1 0	0	0	1	0	0	0	-1																																																																																																																																																																																																																																																																																																																																																																																																																																																																																																																																																																																																																																																																																																																																																																																																																																																																																																																																																																																																																																																																																																																																																																																																																																																																																																																																																																																																																		
6 Milly Sharp	01:00	0-0	0-0	0-0	0 0 0	0 0	0	0	0	0	0	0	4																																																																																																																																																																																																																																																																																																																																																																																																																																																																																																																																																																																																																																																																																																																																																																																																																																																																																																																																																																																																																																																																																																																																																																																																																																																																																																																																																																																																																		
Team					1 2 3		0		0																																																																																																																																																																																																																																																																																																																																																																																																																																																																																																																																																																																																																																																																																																																																																																																																																																																																																																																																																																																																																																																																																																																																																																																																																																																																																																																																																																																																																						
Totals		21-44	4-13	20-22	12 34 46	16 20	66	14	25	3	10	1	11																																																																																																																																																																																																																																																																																																																																																																																																																																																																																																																																																																																																																																																																																																																																																																																																																																																																																																																																																																																																																																																																																																																																																																																																																																																																																																																																																																																																																		
NO. Name	Min	FG	3P	FT	Rebounds	Fouls	TP	AS	TO	ST	Blocks	+	-																																																																																																																																																																																																																																																																																																																																																																																																																																																																																																																																																																																																																																																																																																																																																																																																																																																																																																																																																																																																																																																																																																																																																																																																																																																																																																																																																																																																																		
		M.A.	M.A.	M.A.	OR DR TOT	PF FD					BS BA																																																																																																																																																																																																																																																																																																																																																																																																																																																																																																																																																																																																																																																																																																																																																																																																																																																																																																																																																																																																																																																																																																																																																																																																																																																																																																																																																																																																																				
3 Imbie Jones	F 26:21	2-8	0-0	2-2	1 7 8	0 1	6	0	2	0	0	0	5																																																																																																																																																																																																																																																																																																																																																																																																																																																																																																																																																																																																																																																																																																																																																																																																																																																																																																																																																																																																																																																																																																																																																																																																																																																																																																																																																																																																																		
23 Lexie Givens	F 34:45	5-9	1-1	4-4	3 7 10	3 3	15	3	5	2	0	0	9																																																																																																																																																																																																																																																																																																																																																																																																																																																																																																																																																																																																																																																																																																																																																																																																																																																																																																																																																																																																																																																																																																																																																																																																																																																																																																																																																																																																																		
4 Audrey Roden	G 22:26	2-8	0-0	2-2	0 3 3	2 6	1	1	2	2	1	2	5																																																																																																																																																																																																																																																																																																																																																																																																																																																																																																																																																																																																																																																																																																																																																																																																																																																																																																																																																																																																																																																																																																																																																																																																																																																																																																																																																																																																																		
10 Dymonique Maxie	G 33:08	0-4	0-1	0-2	0 4 4	2 3	0	1	2	2	1	0	-1																																																																																																																																																																																																																																																																																																																																																																																																																																																																																																																																																																																																																																																																																																																																																																																																																																																																																																																																																																																																																																																																																																																																																																																																																																																																																																																																																																																																																		
20 Rakiyah Jackson	G 08:22	1-1	0-0	0-0	1 0 1	2 0	2	0	2	0	0	0	2																																																																																																																																																																																																																																																																																																																																																																																																																																																																																																																																																																																																																																																																																																																																																																																																																																																																																																																																																																																																																																																																																																																																																																																																																																																																																																																																																																																																																		
11 Victoria Davis	32:56	5-13	3-7	2-2	1 5 6	2 2	15	5	3	1	0	0	1																																																																																																																																																																																																																																																																																																																																																																																																																																																																																																																																																																																																																																																																																																																																																																																																																																																																																																																																																																																																																																																																																																																																																																																																																																																																																																																																																																																																																		
2 Izzy Sullivan	23:09	2-5	2-4	0-0	1 1 1	1 1	6	2	1	0	0	0	1																																																																																																																																																																																																																																																																																																																																																																																																																																																																																																																																																																																																																																																																																																																																																																																																																																																																																																																																																																																																																																																																																																																																																																																																																																																																																																																																																																																																																		
8 Olivia Poulivaati	14:18	3-4	0-0	0-0	1 1 2	1 1	6	1	1	0	0	0	-4																																																																																																																																																																																																																																																																																																																																																																																																																																																																																																																																																																																																																																																																																																																																																																																																																																																																																																																																																																																																																																																																																																																																																																																																																																																																																																																																																																																																																		
34 Kendra Hicks	04:36	1-1	0-0	0-0	1 1 2	0 0	2	0	0	0	0	0	2																																																																																																																																																																																																																																																																																																																																																																																																																																																																																																																																																																																																																																																																																																																																																																																																																																																																																																																																																																																																																																																																																																																																																																																																																																																																																																																																																																																																																		
Team					1 1 2		0		1																																																																																																																																																																																																																																																																																																																																																																																																																																																																																																																																																																																																																																																																																																																																																																																																																																																																																																																																																																																																																																																																																																																																																																																																																																																																																																																																																																																																																						
Totals		21-53	6-13	10-12	9 30 39	15 13	58	13	19	7	2	2	3																																																																																																																																																																																																																																																																																																																																																																																																																																																																																																																																																																																																																																																																																																																																																																																																																																																																																																																																																																																																																																																																																																																																																																																																																																																																																																																																																																																																																		
NO. Name	Min	FG	3P	FT	Rebounds	Fouls	TP	AS	TO	ST	Blocks	+	-																																																																																																																																																																																																																																																																																																																																																																																																																																																																																																																																																																																																																																																																																																																																																																																																																																																																																																																																																																																																																																																																																																																																																																																																																																																																																																																																																																																																																		
		M.A.	M.A.	M.A.	OR DR TOT	PF FD					BS BA																																																																																																																																																																																																																																																																																																																																																																																																																																																																																																																																																																																																																																																																																																																																																																																																																																																																																																																																																																																																																																																																																																																																																																																																																																																																																																																																																																																																																				
1 Alexis Cortez	G 36:25	1-4	1-1	1-2	2 1 3	1 2	4	1	2	1	0	0	2																																																																																																																																																																																																																																																																																																																																																																																																																																																																																																																																																																																																																																																																																																																																																																																																																																																																																																																																																																																																																																																																																																																																																																																																																																																																																																																																																																																																																		
2 Milahnie Perry	G 30:20	2-14	0-2	2-2	1 2 3	1 4	6	4	3	0	0	1	0																																																																																																																																																																																																																																																																																																																																																																																																																																																																																																																																																																																																																																																																																																																																																																																																																																																																																																																																																																																																																																																																																																																																																																																																																																																																																																																																																																																																																		
4 Madison Smith	G 27:21	4-7	1-3	0-0	0 0 0	4 1	9	1	4	2	0	0	-3																																																																																																																																																																																																																																																																																																																																																																																																																																																																																																																																																																																																																																																																																																																																																																																																																																																																																																																																																																																																																																																																																																																																																																																																																																																																																																																																																																																																																		
10 Jayda McNabb	G 28:01	4-7	0-1	4-7	2 8 10	5 5	12	1	3	1	2	0	11																																																																																																																																																																																																																																																																																																																																																																																																																																																																																																																																																																																																																																																																																																																																																																																																																																																																																																																																																																																																																																																																																																																																																																																																																																																																																																																																																																																																																		
40 Jo Hunter	G 29:57	4-8	1-4	0-0	0 3 3	0 0	9	7	2	2	0	0	10																																																																																																																																																																																																																																																																																																																																																																																																																																																																																																																																																																																																																																																																																																																																																																																																																																																																																																																																																																																																																																																																																																																																																																																																																																																																																																																																																																																																																		
25 Emma Lytle	10:12	0-3	0-2	0-0	0 0 0	1 0	0	0	0	0	0	0	-9																																																																																																																																																																																																																																																																																																																																																																																																																																																																																																																																																																																																																																																																																																																																																																																																																																																																																																																																																																																																																																																																																																																																																																																																																																																																																																																																																																																																																		
13 Keele O'Hollaren	21:05	3-10	2-8	0-0	0 3 3	1 0	8	1	0	0	0	0	-4																																																																																																																																																																																																																																																																																																																																																																																																																																																																																																																																																																																																																																																																																																																																																																																																																																																																																																																																																																																																																																																																																																																																																																																																																																																																																																																																																																																																																		
31 Emily Adams	11:53	2-2	0-0	0-1	3 4 7	0 2	4	0	0	0	0	0	-12																																																																																																																																																																																																																																																																																																																																																																																																																																																																																																																																																																																																																																																																																																																																																																																																																																																																																																																																																																																																																																																																																																																																																																																																																																																																																																																																																																																																																		
0 Jordyn DeV Vaughn	04:47	1-4	1-2	0-0	1 1 2	0 1	3	0	0	1	0	0	-10																																																																																																																																																																																																																																																																																																																																																																																																																																																																																																																																																																																																																																																																																																																																																																																																																																																																																																																																																																																																																																																																																																																																																																																																																																																																																																																																																																																																																		
Team					1 2 3		0		2																																																																																																																																																																																																																																																																																																																																																																																																																																																																																																																																																																																																																																																																																																																																																																																																																																																																																																																																																																																																																																																																																																																																																																																																																																																																																																																																																																																																																						
Totals		21-59	6-23	7-12	10 24 34	13 15	55	15	16	7	2	2	-3																																																																																																																																																																																																																																																																																																																																																																																																																																																																																																																																																																																																																																																																																																																																																																																																																																																																																																																																																																																																																																																																																																																																																																																																																																																																																																																																																																																																																		
NO. Name	Min	FG	3P	FT	Rebounds	Fouls	TP	AS	TO	ST	Blocks	+	-																																																																																																																																																																																																																																																																																																																																																																																																																																																																																																																																																																																																																																																																																																																																																																																																																																																																																																																																																																																																																																																																																																																																																																																																																																																																																																																																																																																																																		
		M.A.	M.A.	M.A.	OR DR TOT	PF FD					BS BA																																																																																																																																																																																																																																																																																																																																																																																																																																																																																																																																																																																																																																																																																																																																																																																																																																																																																																																																																																																																																																																																																																																																																																																																																																																																																																																																																																																																																				
1 Alexis Cortez	G 37:42	2-10	0-1	2-2	1 2 3	1 3	6	1	2	0	0	1	-12																																																																																																																																																																																																																																																																																																																																																																																																																																																																																																																																																																																																																																																																																																																																																																																																																																																																																																																																																																																																																																																																																																																																																																																																																																																																																																																																																																																																																		
2 Milahnie Perry	G 34:00	10-21	1-4	7-11	0 2 2	2 4	6	28	1	1	4	0	-6																																																																																																																																																																																																																																																																																																																																																																																																																																																																																																																																																																																																																																																																																																																																																																																																																																																																																																																																																																																																																																																																																																																																																																																																																																																																																																																																																																																																																		
4 Madison Smith	G 34:18	7-15	3-6	8-9	2 3 5	4 6	25	1	3	1	0	1	-6																																																																																																																																																																																																																																																																																																																																																																																																																																																																																																																																																																																																																																																																																																																																																																																																																																																																																																																																																																																																																																																																																																																																																																																																																																																																																																																																																																																																																		
10 Jayda McNabb	G 35:28	3-4	1-1	6-9	7 4 11	2 5	13	2	2	6	2	0	-2																																																																																																																																																																																																																																																																																																																																																																																																																																																																																																																																																																																																																																																																																																																																																																																																																																																																																																																																																																																																																																																																																																																																																																																																																																																																																																																																																																																																																		
40 Jo Hunter	G 32:05	3-9	1-6	2-2	0 1 1	2 1	9	5	3	3	0	0	-3																																																																																																																																																																																																																																																																																																																																																																																																																																																																																																																																																																																																																																																																																																																																																																																																																																																																																																																																																																																																																																																																																																																																																																																																																																																																																																																																																																																																																		
13 Keele O'Hollaren	15:34	1-6	1-5	0-0	0 0 0	1 0	1	3	1	2	1	0	0																																																																																																																																																																																																																																																																																																																																																																																																																																																																																																																																																																																																																																																																																																																																																																																																																																																																																																																																																																																																																																																																																																																																																																																																																																																																																																																																																																																																																		
31 Emily Adams	06:32	0-0	0-0	0-0	0 0 0	0 0	0	0	0	0	0	0	-1																																																																																																																																																																																																																																																																																																																																																																																																																																																																																																																																																																																																																																																																																																																																																																																																																																																																																																																																																																																																																																																																																																																																																																																																																																																																																																																																																																																																																		
0 Jordyn DeV Vaughn	03:07	0-0	0-0	0-0	0 0 0	0 0	1	0	0	0	0	0	-5																																																																																																																																																																																																																																																																																																																																																																																																																																																																																																																																																																																																																																																																																																																																																																																																																																																																																																																																																																																																																																																																																																																																																																																																																																																																																																																																																																																																																		
25 Emma Lytle	01:14	0-0	0-0	0-0	0 0 0	0 0	0	0	0	0	0	0	3																																																																																																																																																																																																																																																																																																																																																																																																																																																																																																																																																																																																																																																																																																																																																																																																																																																																																																																																																																																																																																																																																																																																																																																																																																																																																																																																																																																																																		
Team					3 1 4		0		0																																																																																																																																																																																																																																																																																																																																																																																																																																																																																																																																																																																																																																																																																																																																																																																																																																																																																																																																																																																																																																																																																																																																																																																																																																																																																																																																																																																																																						
Totals		26-65	7-23	25-33	13 13 26	15 21	84	11	13	15	2	2	-6																																																																																																																																																																																																																																																																																																																																																																																																																																																																																																																																																																																																																																																																																																																																																																																																																																																																																																																																																																																																																																																																																																																																																																																																																																																																																																																																																																																																																		
NO. Name	Min	FG	3P	FT	Rebounds	Fouls	TP	AS	TO	ST	Blocks	+	-																																																																																																																																																																																																																																																																																																																																																																																																																																																																																																																																																																																																																																																																																																																																																																																																																																																																																																																																																																																																																																																																																																																																																																																																																																																																																																																																																																																																																		
		M.A.	M.A.	M.A.	OR DR TOT	PF FD					BS BA																																																																																																																																																																																																																																																																																																																																																																																																																																																																																																																																																																																																																																																																																																																																																																																																																																																																																																																																																																																																																																																																																																																																																																																																																																																																																																																																																																																																																				
32 Djessiah Diawara	F 30:39	9-11	0-0	4-4	5 5 10	4 3	22	1	0	1	0	0	6																																																																																																																																																																																																																																																																																																																																																																																																																																																																																																																																																																																																																																																																																																																																																																																																																																																																																																																																																																																																																																																																																																																																																																																																																																																																																																																																																																																																																		
1 Amiah Simmons	G 33:29	10-15	3-5	3-5	1 4 5	1 6	26	2	3	2	0	1	0																																																																																																																																																																																																																																																																																																																																																																																																																																																																																																																																																																																																																																																																																																																																																																																																																																																																																																																																																																																																																																																																																																																																																																																																																																																																																																																																																																																																																		
2 Jasmine Singleton	G 23:30	2-2	1-1	0-0	1 3 4	2 0	5	0	2	3	0	0	4																																																																																																																																																																																																																																																																																																																																																																																																																																																																																																																																																																																																																																																																																																																																																																																																																																																																																																																																																																																																																																																																																																																																																																																																																																																																																																																																																																																																																		
8 Amira Brown	G 30:13	6-11	2-5	0-0	0 2 2	3 2	14	8	7	1	0	1	-1																																																																																																																																																																																																																																																																																																																																																																																																																																																																																																																																																																																																																																																																																																																																																																																																																																																																																																																																																																																																																																																																																																																																																																																																																																																																																																																																																																																																																		
9 Rylee Waugh	G 25:08	2-7	1-3	2-2	0 4 4	3 2	7	1	6	1	1	0	-11																																																																																																																																																																																																																																																																																																																																																																																																																																																																																																																																																																																																																																																																																																																																																																																																																																																																																																																																																																																																																																																																																																																																																																																																																																																																																																																																																																																																																		

UNITED STATES AIR FORCE ACADEMY ATHLETICS

BOX SCORES



Official Basketball Box Score - Final
Air Force at UNLV
01/15/25 Cox Pavilion, Las Vegas
2024-25 Women's Basketball

Game Time: 6:00 PM
Game Duration: 1:39
Attendance: 357

Officials: Tyler Trimble, Lorna Ahumada, Jonathan Vazela

Air Force - 51

Record: 10-7 (0-5)

NO. Name	Min	FG	3P	FT	Rebounds	Fouls	TP	AS	TO	ST	Blocks	+	-
1 Alexis Cortez	G 33:28	5-10	0-1	0-0	2 2	2 0	10	1	1	0	1	1	-27
2 Milahnie Perry	G 33:31	5-12	0-1	2-2	1 2	3 0	0	12	4	5	0	0	-26
4 Madison Smith	G 21:21	2-6	1-3	0-0	0 2	2 3	1	5	1	1	0	0	-11
10 Jayda McNabb	G 30:50	3-5	1-1	1-4	2 4	6 1	3	8	1	0	0	2	-21
40 Jo Huntsmer	G 23:26	0-0	0-0	0 5	5 2	0 0	0	1	1	1	2	0	-22
0 Jordyn DeV Vaughn	G 20:30	2-3	1-1	0-0	0 0	1 1	5	2	1	1	0	0	-18
13 Keele O'Hollaren	16:57	3-7	0-3	0-0	1 1	3 0	6	0	0	0	0	0	-14
31 Emily Adams	08:35	0-3	0-0	3-4	0 2	2 5	2	3	0	0	0	0	-6
25 Emma Lytle	05:13	0-0	0-0	0 0	0 0	2 0	0	0	0	0	0	0	-8
24 Marissa Hargrave	03:29	1-3	0-0	0-0	0 0	0 0	1	0	2	0	1	0	-8
5 Sydney Roundtree	01:40	0-0	0-0	0-0	0 0	0 0	0	0	0	0	0	0	-4
Team					2 1	3 0			0	0			
Totals		21-51	3-10	6-10	5 19	24 20	9	51	9	10	2	5	-33

Technical Fouls: NONE

Dead Ball Rebounds: 3, 0

UNLV - 84

Record: 14-4 (6-3)

NO. Name		Min	FG	3P	FT	Rebounds	Fouls	TP	AS	TO	ST	Blocks	+/-
21 McKinna Brackens	F	23:14	0-4	0-1	0-0	2 3	5	1	2	0	1	2	1
44 Alyssa Brown	F	33:33	7-10	1-3	1-1	4 8	12	2	1	16	0	1	1
3 Kiera Jackson	G	27:19	5-10	0-2	0-0	0 3	3	1	2	10	3	1	0
25 Aaliyah Alexander	G	29:40	4-12	3-7	1-2	2 0	2	0	1	12	2	0	0
33 Marachi Kimpton	G	29:17	9-15	1-3	0-0	0 4	4	1	1	6	19	4	1
2 Kenadee Winfrey		19:44	3-4	2-3	3-4	0 2	2	3	2	11	2	0	2
20 Macie James		12:58	1-4	1-1	2-2	0 0	0	0	2	5	1	0	0
14 Macy Spencer		09:42	0-1	0-0	0-0	0 2	2	0	1	0	0	1	0
0 Teagan Colvin		07:35	2-3	0-1	2-2	0 1	1	1	2	6	1	0	0
22 Eli Guiney		03:29	1-1	1-1	0-0	0 0	0	0	0	3	0	0	0
31 Erica Collins		03:29	0-0	0-0	2-2	1 1	2	0	0	2	0	0	0
Team						4 2	6	0	0	0	0	0	
Totals			32-64	9-22	11-13	13 26	39	9	20	84	14	5	7

Technical Fouls: NONE

Dead Ball Rebounds: 2, 0

	USAF	UNLV	Points from	USAF	UNLV	Period by Period Scoring					
Biggest lead	0 (1st 10:00)	33 (4th 1:10)	Turnovers	3	15		1st	2nd	3rd	4th	TOT
Best Scoring Run	5 (3rd 7:30)	9 (4th 5:40)	Paint	34	44	USAF	5	18	15	13	51
Lead Changes			Second Chance	9	16						
Times Tied	0		Fast Breaks	2	5	UNLV	16	26	16	26	84
Time with Lead	00:00	39:31	Bench	16	27						



Official Basketball Box Score - Final
Wyoming at Air Force
01/20/25 Clute Arena, U.S. Air Force Academy
2024-25 Women's Basketball

Game Time: 3:00 PM
Game Duration: 1:25
Attendance: 466

Officials: Scott Osborne, Karen Lasak, Denise Lopez

Wyoming - 62

Record: 11-8 (5-2)

NO. Name		Min	FG M-A	3P M-A	FT M-A	Rebounds OR DR	Fouls PF	TP F	AS	TO	ST	Blocks BS	+/-		
5 Tess Barnes	F	18:03	1-4	1-2	0-0	0 1	1 3	0	3	4	4	0	0	7	
45 Alyson Fertig	G	33:29	7-10	0-0	1-2	7 9	1 5	15	0	0	1	5	1	17	
2 Emily Mellama	G	22:02	6-10	1-1	0-0	1 2	3 0	2	13	2	4	0	0	9	
12 Malene Pedersen	G	25:26	7-8	0-0	2-2	1 1	2 1	2	16	4	1	1	0	18	
30 Olo Ostrowska	G	26:12	1-1	0-0	0-0	0 3	3 0	1	2	2	2	0	0	11	
14 Kati Ollilainen		25:30	2-4	1-2	0-0	0 3	3 0	1	5	3	1	0	1	6	
11 Madi Symons		20:48	2-2	1-1	0-0	0 3	3 2	0	5	2	4	3	0	7	
42 McKinley Dickerson		13:58	1-1	1-1	0-0	0 0	0 0	0	3	1	0	1	0	8	
13 Karoline Lundin		05:41	0-1	0-0	0-0	0 0	0 0	0	0	0	1	0	0	-10	
15 Heidr Karlsdottir		05:25	0-1	0-0	0-0	0 1	1 0	0	0	0	0	0	0	-5	
3 Payton Muma		03:26	0-0	0-0	0-0	0 1	1 0	0	0	0	1	0	0	-8	
Team						1 2	3 0		0	4					
Totals			27-42	5-7	3-4	5 24	29 8	11	62	18	22	6	6	2	12

Technical Fouls: NONE

Dead Ball Rebounds: 0, 0

Air Force - 50

Record: 11-8 (1-6)

NO. Name	Min	FG M-A	3P M-A	FT M-A	Rebounds OR DR TOT	Fouls PF BS	TP	AS	TO	ST	Blocks B	BB	+/-	
1 Alexis Cortez	G 33:21	1-9	0-1	0-2	2 1 3	2 3	2	1	1	1	0	0	-16	
2 Milahnie Perry	G 27:35	7-11	2-2	0-0	0 2 2	0 0	0	16	1	0	0	0	-14	
4 Madison Smith	G 24:26	2-4	1-1	0-0	0 2 2	0 0	0	5	1	3	0	0	-8	
10 Jayda McNabb	G 34:14	4-10	0-2	2-2	1 0 3	3 3	2	10	3	3	1	2	3	20
40 Jo Huntsmer	G 26:50	1-2	1-2	0-0	1 1 2	2 1	3	5	1	2	0	0	-14	
0 Jordyn DeV Vaughn	21:40	3-7	0-2	0-0	1 1 2	0 0	0	6	1	0	0	0	-5	
13 Keele O'Hollaren	15:53	3-6	2-4	0-0	0 0 0	0 2	8	0	2	0	0	0	-2	
31 Emily Adams	05:47	0-2	0-0	0-0	0 1 1	1 0	0	0	0	1	1	0	1	8
24 Marissa Hargrave	06:49	0-1	0-0	0-0	1 0 1	0 0	0	0	1	0	0	0	1	3
25 Emma Lytle	03:26	0-1	0-0	0-0	0 0 0	0 0	0	0	1	0	0	0	0	8
Team					2 2 4		0	0	2					
Totals		21-53	6-14	2-4	9 11 20	11 8	50	14	13	8	2	6	-12	

Technical Fouls: None

Technical Fouls: NONE

Dead Ball Rebounds: 1, 0

	WYO	USAF	Points from	WYO	USAF	Period by Period Scoring					
Biggest lead	24 (4 th 9:19)	2 (1 st 7:48)	Turnovers	17	18						
Best Scoring Run	13 (4 th 9:19)	11 (4 th 1:33)	Paint	40	24						
Lead Changes	2		Second Chance	7	10	WYO	1st	2nd	3rd	4th	TOT
Times Tied	3		Fast Breaks	2	5	USAF	10	9	9	22	50
Time with Lead	37:19	00:31	Bench	13	14						



Official Basketball Box Score - Final
Fresno St. at Air Force
01/18/25 Clute Arena, U.S. Air Force Academy
2024-25 Women's Basketball

Game Time: 1:00 PM
Game Duration: 1:44
Attendance: 543

Officials: Rochelle Bennett, Lee Mullen, Dominique Hunter

Fresno St. - 36

Record: 12-7 (3-3)

NO. Name	Min	FG	3P	FT	Rebounds	Fouls	TP	AS	TO	ST	Blocks	BS	+	-
13 Maria Konstantinidou	F 17:15	0-4	0-0	0-0	1 3	4 4	0	0	0	0	0	1	0	-16
23 Mia Jacobs	F 35:08	2-13	1-5	1-2	3 5	8 3	7	6	0	3	1	1	1	-31
30 Kylee Fox	F 35:48	4-10	1-3	5-6	0 4	4 0	5	14	1	4	1	0	0	-30
2 Mariah Elohim	G 26:41	3-6	3-5	0-0	0 1	1 0	0	9	1	2	2	0	0	-15
7 Saga Ukkonen	G 20:54	0-5	0-3	0-0	0 2	2 3	0	0	1	3	0	0	0	-31
3 Danae Powell	24:34	0-1	0-1	0-2	1 4	5 1	2	0	2	7	0	0	0	-6
20 Rayna Williams	07:14	0-0	0-0	0-0	0 1	1 4	0	0	0	2	0	0	0	-5
8 Holly Griffiths	12:21	2-2	1-1	0-0	1 0	1 1	1	5	0	2	0	0	0	-1
11 Malaya LeSueur	14:04	1-2	0-1	0-0	2 2	2 2	2	0	1	3	0	0	0	-17
15 Laney Amundson	04:13	0-0	0-0	0-0	0 0	0 0	0	0	0	0	0	0	0	-4
10 Alannah Chatfield	01:48	0-0	0-0	0-0	0 0	0 0	0	0	1	0	0	0	0	3
Team					3 1	4 0		0	1					
Totals		12-43	6-19	6-10	9 23	32 18	17	36	7	27	4	2	1	-29

Technical Fouls: Ukkonen 3rd 5:00

Dead Ball Rebounds: 3, 0

Air Force - 65

Record: 11-7 (1-5)

NO. Name		Min	FG M-A	3P M-A	FT M-A	Rebounds OR DR TOT	Fouls PF FO	TP	AS	TO	ST	Blocks BS BA	+/-
1 Alexis Cortez	G	32:31	2-7	0-0	0-0	5 4 9	2 0 4	2	3	2	2	3	0 1 28
2 Milahnie Perry	G	22:58	7-12	2-4	1-2	0 2 2	3 1 17	4	2	2	2	0 0 25	
4 Madison Smith	G	29:18	4-9	1-5	2-2	0 3 3	2 3 11	2	2	1	0	0 0 35	
10 Jayda McNabb	G	19:57	2-7	0-1	0-0	4 3 7	4 2 4	3	0	1	0	0 0 29	
40 Jo Huntsmer	G	28:37	2-3	2-2	1-2	0 5 5	0 0 7	5	0	3	4	0 0 27	
0 Jordyn DeV Vaughn		18:04	2-6	2-6	2-2	0 0 0	0 0 2	8	0	1	1	0 0 1	
31 Emily Adams		20:33	2-6	0-0	6-7	4 3 7	2 5 10	0	3	0	1	1 8	
13 Keele O'Hollaren		08:47	0-4	0-0	0 1 1	0 0 0	0 0 0	0	0	1	1	0 0 5	
25 Emma Lytle		04:34	0-0	0-0	0 0 0	0 0 0	1 0 0	0	1	0	0	0 0 -3	
24 Marissa Hargrave		07:42	2-4	0-1	0-0	0 1 1	3 1 4	0	0	0	0	0 0 -3	
5 Sydney Roundtree		04:13	0-0	0-0	0 0 0	0 0 0	0 0 0	0	0	1	0	0 0 -4	
23 Parker Brown		03:16	0-0	0-0	0 0 0	0 0 0	0 0 0	0	0	2	1	0 0 -3	
Team						1 1 2		0	0				
Totals			23-58	7-23	12-15	14 23	37 17	17	65	17	13	14	1 2 29

Technical Fouls: NONE

Dead Ball Rebounds: 1, 0

	Fresno	USAF	Points from	Fresno	USAF	Period by Period Scoring				
Biggest lead	0 (1 st 10:00)	34 (4 th 4:13)	Turnovers	6	23	1st	2nd	3rd	4th	TOT
Best Scoring Run	5 (3 rd 4:08)	18 (4 th 4:13)	Paint	8	32	Fresno	6	8	13	9 36
Lead Changes			Second Chance	11	15					
Times Tied	0		Fast Breaks	8	10	USAF	19	8	21	17 65
Time with Lead	00:00	39:40	Bench	7	22					



Official Basketball Box Score - Final
Air Force at Nevada
01/25/25 Lawlor Events Center, Reno
2024-25 Women's Basketball

BOX SCORES

NCAA

Official Basketball Box Score - Final

Air Force at Colorado St.

02/01/23 Midway Arena, Fort Collins

2024-25 Women's Basketball

Game Time: 1:38

Pace Duration: 1:58

Attendance: 1,868

Officials: Lisa Jones, Kelly Broomfield, Debbie Clausen

Air Force - 75

Record: 13-9 (3-7)

NO.	Name	Min	FG		3P		FT		Rebounds		Fouls		TP	AS	TO	ST	Blocks		+/-
			M-A	%A	M-A	%A	M-A	%A	OR	DR	TOT	PF					B-S	B-A	
2	Miahmie Perry	G 35:32	9-16	0-1	5-6	0	1	1	1	3	23	2	2	1	0	2	11		+1
4	Madison Smith	G 36:52	6-13	-4-	2-4	2	4	6	2	2	18	3	2	2	0	2	3		3PT%
10	Jayda McNabb	G 29:20	2-3	1-1	2-3	1	5	6	3	2	7	2	2	1	1	0	7		FT%
13	Keslie O'Hollaren	G 30:42	0-2	0-2	-4-	1	2	3	3	2	4	0	2	0	0	0	0		2nd FG%
40	Jo Huntimer	C 34:58	5-9	5-7	1-2	0	12	12	1	5	16	5	2	0	0	0	2		3PT%
0	Jordyn DeVaughn	L 15:37	1-4	1-2	2-3	0	0	0	1	2	5	0	0	0	0	0	0		FT%
10	Jady Adams	L 10:40	1-3	0-0	0-0	1	2	3	2	0	2	1	1	1	1	0	-3		3rd FG%
24	Marissa Hargrave	O 6:19	0-1	0-0	0-0	2	0	2	0	0	0	1	0	0	0	1	-4		FT%
Team																			
Totals			24-51		11-19		16-22		8		26		34		13		16		

Technical Fouls:NONE


			Shooting By Period	
			1st	FG% 8-14 57.1%
				3PT% 4-5 80.0%
				FT% 0-0 0%
			2nd	FG% 5-13 38.5%
				3PT% 3-4 75.0%
				FT% 2-3 66.7%
			3rd	FG% 6-13 46.2%
				3PT% 2-6 33.3%
				FT% 6-7 85.7%
			4th	FG% 5-11 45.5%
				3PT% 2-4 50.0%
				FT% 8-12 66.7%
			GM FG%	24-51 47.1%
				3PT% 11-19 57.9%
				FT% 16-22 72.7%

Dead Ball Rebounds: 4-0

Colorado St. - 71

Record: 15-7 (6-3)

NO.	Name	Min	FG		3P		FT		Rebounds		Fouls		TP	AS	TO	ST	Blocks		+/-
			M-A	%A	M-A	%A	M-A	%A											

		<div> <div>Official Basketball Box Score - Final</div> <div>Air Force at Wyoming</div> <div>01/25/25 Arena Auditorium, Laramie</div> <div>2024-25 Women's Basketball</div> </div>										<div> <div>Game Time: 1:35 PM</div> <div>Game Duration: 1:35</div> <div>Attendance: 2,163</div> </div>																																																																																																																																																																																			
<div>Air Force - 56</div>		<div> <div>Record: 14-10 (4-8)</div> </div>										<div> <div>Officials: Kyle Bacon, Esther Hsu, Victoria Francis</div> </div>																																																																																																																																																																																			
<table> <tr> <th>NO. Name</th><th>Min</th><th>FG M-A</th><th>3P M-A</th><th>FT M-A</th><th>Rebounds OR DR TOT</th><th>Fouls PF PD</th><th>TP</th><th>AS</th><th>TO</th><th>ST</th><th>Blocks BS BA</th><th>+/-</th></tr> <tr> <td>2 Milahnie Perry</td><td>G 35:09</td><td>6-12</td><td>0-0</td><td>2-3</td><td>0 4 4</td><td>1 3</td><td>14</td><td>2</td><td>5</td><td>0</td><td>0 0</td><td>-9</td></tr> <tr> <td>4 Madison Smith</td><td>G 38:03</td><td>5-16</td><td>1-5</td><td>4-7</td><td>0 6 6</td><td>1 4</td><td>15</td><td>1</td><td>1</td><td>3</td><td>0 2</td><td>-3</td></tr> <tr> <td>10 Jayda McNabb</td><td>G 30:03</td><td>5-12</td><td>0-2</td><td>2-5</td><td>1 1 2</td><td>2 3</td><td>12</td><td>1</td><td>1</td><td>2</td><td>3</td><td>-13</td></tr> <tr> <td>13 Keele O'Hollaren</td><td>G 35:43</td><td>4-6</td><td>3-3</td><td>0-0</td><td>0 5 5</td><td>4 1</td><td>11</td><td>0</td><td>1</td><td>0</td><td>2</td><td>-4</td></tr> <tr> <td>40 Jo Huntmer</td><td>G 32:58</td><td>0-3</td><td>0-1</td><td>0-0</td><td>0 4 4</td><td>1 0</td><td>0</td><td>0</td><td>3</td><td>2</td><td>1 0</td><td>-12</td></tr> <tr> <td>0 Jordyn DeV Vaughn</td><td>0 16:05</td><td>0-1</td><td>0-0</td><td>0-0</td><td>0 2 2</td><td>1 0</td><td>0</td><td>0</td><td>0</td><td>0</td><td>0</td><td>0</td></tr> <tr> <td>31 Emily Adams</td><td>09:57</td><td>2-4</td><td>0-0</td><td>0-0</td><td>2 2 4</td><td>1 0</td><td>4</td><td>0</td><td>1</td><td>1</td><td>0</td><td>0</td></tr> <tr> <td>24 Marissa Hargrave</td><td>02:02</td><td>0-0</td><td>0-0</td><td>0-0</td><td>0 0 0</td><td>0 0</td><td>0</td><td>0</td><td>0</td><td>0</td><td>0</td><td>-6</td></tr> <tr> <td>Team</td><td></td><td></td><td></td><td></td><td>1 3 4</td><td>0</td><td>0</td><td>0</td><td>0</td><td>0</td><td></td><td></td></tr> <tr> <td>Totals</td><td></td><td>22-54</td><td>4-11</td><td>8-15</td><td>4 27 31</td><td>11 11</td><td>56</td><td>7</td><td>11</td><td>7</td><td>3 5</td><td>-8</td></tr> </table>		NO. Name	Min	FG M-A	3P M-A	FT M-A	Rebounds OR DR TOT	Fouls PF PD	TP	AS	TO	ST	Blocks BS BA	+/-	2 Milahnie Perry	G 35:09	6-12	0-0	2-3	0 4 4	1 3	14	2	5	0	0 0	-9	4 Madison Smith	G 38:03	5-16	1-5	4-7	0 6 6	1 4	15	1	1	3	0 2	-3	10 Jayda McNabb	G 30:03	5-12	0-2	2-5	1 1 2	2 3	12	1	1	2	3	-13	13 Keele O'Hollaren	G 35:43	4-6	3-3	0-0	0 5 5	4 1	11	0	1	0	2	-4	40 Jo Huntmer	G 32:58	0-3	0-1	0-0	0 4 4	1 0	0	0	3	2	1 0	-12	0 Jordyn DeV Vaughn	0 16:05	0-1	0-0	0-0	0 2 2	1 0	0	0	0	0	0	0	31 Emily Adams	09:57	2-4	0-0	0-0	2 2 4	1 0	4	0	1	1	0	0	24 Marissa Hargrave	02:02	0-0	0-0	0-0	0 0 0	0 0	0	0	0	0	0	-6	Team					1 3 4	0	0	0	0	0			Totals		22-54	4-11	8-15	4 27 31	11 11	56	7	11	7	3 5	-8	<div> <div>Shooting By Period</div> <table> <tr> <td>1st FG%</td><td>7-14</td><td>50.0%</td></tr> <tr> <td>3PT%</td><td>1-2</td><td>50.0%</td></tr> <tr> <td>FT%</td><td>4-4</td><td>100%</td></tr> <tr> <td>2nd FG%</td><td>4-13</td><td>30.8%</td></tr> <tr> <td>3PT%</td><td>1-3</td><td>33.3%</td></tr> <tr> <td>FT%</td><td>0-0</td><td>0%</td></tr> <tr> <td>3rd FG%</td><td>4-11</td><td>36.4%</td></tr> <tr> <td>3PT%</td><td>1-1</td><td>100%</td></tr> <tr> <td>FT%</td><td>2-5</td><td>40%</td></tr> <tr> <td>4th FG%</td><td>7-16</td><td>43.8%</td></tr> <tr> <td>3PT%</td><td>1-5</td><td>20%</td></tr> <tr> <td>FT%</td><td>2-6</td><td>33.3%</td></tr> <tr> <td>GM FG%</td><td>22-54</td><td>40.7%</td></tr> <tr> <td>3PT%</td><td>4-11</td><td>36.4%</td></tr> <tr> <td>FT%</td><td>8-15</td><td>53.3%</td></tr> </table> </div>		1 st FG%	7-14	50.0%	3PT%	1-2	50.0%	FT%	4-4	100%	2 nd FG%	4-13	30.8%	3PT%	1-3	33.3%	FT%	0-0	0%	3 rd FG%	4-11	36.4%	3PT%	1-1	100%	FT%	2-5	40%	4 th FG%	7-16	43.8%	3PT%	1-5	20%	FT%	2-6	33.3%	GM FG%	22-54	40.7%	3PT%	4-11	36.4%	FT%	8-15	53.3%
NO. Name	Min	FG M-A	3P M-A	FT M-A	Rebounds OR DR TOT	Fouls PF PD	TP	AS	TO	ST	Blocks BS BA	+/-																																																																																																																																																																																			
2 Milahnie Perry	G 35:09	6-12	0-0	2-3	0 4 4	1 3	14	2	5	0	0 0	-9																																																																																																																																																																																			
4 Madison Smith	G 38:03	5-16	1-5	4-7	0 6 6	1 4	15	1	1	3	0 2	-3																																																																																																																																																																																			
10 Jayda McNabb	G 30:03	5-12	0-2	2-5	1 1 2	2 3	12	1	1	2	3	-13																																																																																																																																																																																			
13 Keele O'Hollaren	G 35:43	4-6	3-3	0-0	0 5 5	4 1	11	0	1	0	2	-4																																																																																																																																																																																			
40 Jo Huntmer	G 32:58	0-3	0-1	0-0	0 4 4	1 0	0	0	3	2	1 0	-12																																																																																																																																																																																			
0 Jordyn DeV Vaughn	0 16:05	0-1	0-0	0-0	0 2 2	1 0	0	0	0	0	0	0																																																																																																																																																																																			
31 Emily Adams	09:57	2-4	0-0	0-0	2 2 4	1 0	4	0	1	1	0	0																																																																																																																																																																																			
24 Marissa Hargrave	02:02	0-0	0-0	0-0	0 0 0	0 0	0	0	0	0	0	-6																																																																																																																																																																																			
Team					1 3 4	0	0	0	0	0																																																																																																																																																																																					
Totals		22-54	4-11	8-15	4 27 31	11 11	56	7	11	7	3 5	-8																																																																																																																																																																																			
1 st FG%	7-14	50.0%																																																																																																																																																																																													
3PT%	1-2	50.0%																																																																																																																																																																																													
FT%	4-4	100%																																																																																																																																																																																													
2 nd FG%	4-13	30.8%																																																																																																																																																																																													
3PT%	1-3	33.3%																																																																																																																																																																																													
FT%	0-0	0%																																																																																																																																																																																													
3 rd FG%	4-11	36.4%																																																																																																																																																																																													
3PT%	1-1	100%																																																																																																																																																																																													
FT%	2-5	40%																																																																																																																																																																																													
4 th FG%	7-16	43.8%																																																																																																																																																																																													
3PT%	1-5	20%																																																																																																																																																																																													
FT%	2-6	33.3%																																																																																																																																																																																													
GM FG%	22-54	40.7%																																																																																																																																																																																													
3PT%	4-11	36.4%																																																																																																																																																																																													
FT%	8-15	53.3%																																																																																																																																																																																													
<div> <div>Technical Fouls: NONE</div> </div>																																																																																																																																																																																															
<div> <div> <div>Wyoming - 64</div> <div>Record: 15-9 (8-3)</div> </div> </div>																																																																																																																																																																																															
<table> <tr> <th>NO. Name</th><th>Min</th><th>FG M-A</th><th>3P M-A</th><th>FT M-A</th><th>Rebounds OR DR TOT</th><th>Fouls PF PD</th><th>TP</th><th>AS</th><th>TO</th><th>ST</th><th>Blocks BS BA</th><th>+/-</th></tr> <tr> <td>5 Tess Barnes</td><td>F 30:05</td><td>2-9</td><td>1-6</td><td>0-0</td><td>0 4 4</td><td>1 0</td><td>5</td><td>3</td><td>2</td><td>0</td><td>0 1</td><td>17</td></tr> <tr> <td>45 Alyson Ferlig</td><td>C 34:24</td><td>12-14</td><td>1-1</td><td>5-6</td><td>2 13 15</td><td>2 4</td><td>30</td><td>2</td><td>0</td><td>1</td><td>3</td><td>0</td></tr> <tr> <td>2 Emily Mellem</td><td>G 29:09</td><td>0-4</td><td>0-3</td><td>2-2</td><td>0 4 4</td><td>2 2</td><td>2</td><td>3</td><td>3</td><td>2</td><td>1 1</td><td>14</td></tr> <tr> <td>12 Malene Pedersen</td><td>G 35:27</td><td>7-11</td><td>3-5</td><td>3-4</td><td>0 2 2</td><td>0 2</td><td>20</td><td>3</td><td>1</td><td>0</td><td>0 1</td><td>18</td></tr> <tr> <td>30 Ola Ustowska</td><td>G 25:03</td><td>1-3</td><td>1-3</td><td>0-0</td><td>0 4 4</td><td>2 1</td><td>3</td><td>2</td><td>1</td><td>0</td><td>1 0</td><td>0</td></tr> <tr> <td>14 Kati Ollainen</td><td>19:25</td><td>0-4</td><td>0-3</td><td>1-2</td><td>0 3 3</td><td>2 1</td><td>1</td><td>3</td><td>1</td><td>1</td><td>0</td><td>2</td></tr> <tr> <td>42 McKinley Dickerson</td><td>09:05</td><td>1-4</td><td>0-2</td><td>0-0</td><td>0 0 0</td><td>1 0</td><td>2</td><td>1</td><td>0</td><td>0</td><td>0</td><td>-1</td></tr> <tr> <td>11 Madi Symons</td><td>09:47</td><td>0-0</td><td>0-0</td><td>1-2</td><td>0 2 2</td><td>0 1</td><td>1</td><td>1</td><td>0</td><td>0</td><td>0</td><td>-11</td></tr> <tr> <td>1 Logan Alvar</td><td>04:30</td><td>0-0</td><td>0-0</td><td>0-0</td><td>0 0 0</td><td>1 0</td><td>0</td><td>0</td><td>0</td><td>0</td><td>0</td><td>-7</td></tr> <tr> <td>3 Peyton Murray</td><td>01:50</td><td>0-1</td><td>0-1</td><td>0-0</td><td>0 0 0</td><td>0 0</td><td>0</td><td>0</td><td>1</td><td>0</td><td>0</td><td>-6</td></tr> <tr> <td>23 Joselin Jo</td><td>01:18</td><td>0-0</td><td>0-0</td><td>0-0</td><td>0 0 0</td><td>0 0</td><td>0</td><td>0</td><td>0</td><td>0</td><td>0</td><td>-4</td></tr> <tr> <td>Team</td><td></td><td></td><td></td><td></td><td>1 0 1</td><td>0</td><td>0</td><td>2</td><td></td><td></td><td></td><td></td></tr> <tr> <td>Totals</td><td></td><td>23-50</td><td>6-24</td><td>12-16</td><td>3 32 35</td><td>11 11</td><td>84</td><td>17</td><td>12</td><td>4</td><td>5 3</td><td>8</td></tr> </table>		NO. Name	Min	FG M-A	3P M-A	FT M-A	Rebounds OR DR TOT	Fouls PF PD	TP	AS	TO	ST	Blocks BS BA	+/-	5 Tess Barnes	F 30:05	2-9	1-6	0-0	0 4 4	1 0	5	3	2	0	0 1	17	45 Alyson Ferlig	C 34:24	12-14	1-1	5-6	2 13 15	2 4	30	2	0	1	3	0	2 Emily Mellem	G 29:09	0-4	0-3	2-2	0 4 4	2 2	2	3	3	2	1 1	14	12 Malene Pedersen	G 35:27	7-11	3-5	3-4	0 2 2	0 2	20	3	1	0	0 1	18	30 Ola Ustowska	G 25:03	1-3	1-3	0-0	0 4 4	2 1	3	2	1	0	1 0	0	14 Kati Ollainen	19:25	0-4	0-3	1-2	0 3 3	2 1	1	3	1	1	0	2	42 McKinley Dickerson	09:05	1-4	0-2	0-0	0 0 0	1 0	2	1	0	0	0	-1	11 Madi Symons	09:47	0-0	0-0	1-2	0 2 2	0 1	1	1	0	0	0	-11	1 Logan Alvar	04:30	0-0	0-0	0-0	0 0 0	1 0	0	0	0	0	0	-7	3 Peyton Murray	01:50	0-1	0-1	0-0	0 0 0	0 0	0	0	1	0	0	-6	23 Joselin Jo	01:18	0-0	0-0	0-0	0 0 0	0 0	0	0	0	0	0	-4	Team					1 0 1	0	0	2					Totals		23-50	6-24	12-16	3 32 35	11 11	84	17	12	4	5 3	8	<div> <div>Shooting By Period</div> <table> <tr> <td>1st FG%</td><td>8-14</td><td>57.1%</td></tr> <tr> <td>3PT%</td><td>3-8</td><td></td></tr></table></div>	1 st FG%	8-14	57.1%	3PT%	3-8		
NO. Name	Min	FG M-A	3P M-A	FT M-A	Rebounds OR DR TOT	Fouls PF PD	TP	AS	TO	ST	Blocks BS BA	+/-																																																																																																																																																																																			
5 Tess Barnes	F 30:05	2-9	1-6	0-0	0 4 4	1 0	5	3	2	0	0 1	17																																																																																																																																																																																			
45 Alyson Ferlig	C 34:24	12-14	1-1	5-6	2 13 15	2 4	30	2	0	1	3	0																																																																																																																																																																																			
2 Emily Mellem	G 29:09	0-4	0-3	2-2	0 4 4	2 2	2	3	3	2	1 1	14																																																																																																																																																																																			
12 Malene Pedersen	G 35:27	7-11	3-5	3-4	0 2 2	0 2	20	3	1	0	0 1	18																																																																																																																																																																																			
30 Ola Ustowska	G 25:03	1-3	1-3	0-0	0 4 4	2 1	3	2	1	0	1 0	0																																																																																																																																																																																			
14 Kati Ollainen	19:25	0-4	0-3	1-2	0 3 3	2 1	1	3	1	1	0	2																																																																																																																																																																																			
42 McKinley Dickerson	09:05	1-4	0-2	0-0	0 0 0	1 0	2	1	0	0	0	-1																																																																																																																																																																																			
11 Madi Symons	09:47	0-0	0-0	1-2	0 2 2	0 1	1	1	0	0	0	-11																																																																																																																																																																																			
1 Logan Alvar	04:30	0-0	0-0	0-0	0 0 0	1 0	0	0	0	0	0	-7																																																																																																																																																																																			
3 Peyton Murray	01:50	0-1	0-1	0-0	0 0 0	0 0	0	0	1	0	0	-6																																																																																																																																																																																			
23 Joselin Jo	01:18	0-0	0-0	0-0	0 0 0	0 0	0	0	0	0	0	-4																																																																																																																																																																																			
Team					1 0 1	0	0	2																																																																																																																																																																																							
Totals		23-50	6-24	12-16	3 32 35	11 11	84	17	12	4	5 3	8																																																																																																																																																																																			
1 st FG%	8-14	57.1%																																																																																																																																																																																													
3PT%	3-8																																																																																																																																																																																														

UNITED STATES AIR FORCE ACADEMY ATHLETICS

BOX SCORES



Official Basketball Box Score - Final
Colorado St. at Air Force
02/15/25 Clute Arena, U.S. Air Force Academy
2024-25 Women's Basketball

Game Time: 1:00 PM
Game Duration: 1:41
Attendance: 1,070

Officials: Michael Price, Glen Dixon, Taylor Mink

Colorado St. - 65

Record: 19-7 (10-3)

NO. Name	Min	FG	3P	FT	Rebounds	Fouls	TP	AS	TO	ST	Blocks	+/
		M-A	M-A	M-A	OR DR TOT	PF					BS BA	
21 Emma Ronsiek	F 40:00	6-16	2-3	0-0	1 7 8 2 3	14	3	1	0	3	0	7
2 Brooke Carlson	G 23:06	1-4	1-3	2-4	0 1 1 3 2	5	6	1	0	0	0	2
14 Marta Leimane	G 24:55	4-7	1-3	2-2	0 3 3 2 1	11	2	1	0	1	0	7
30 Hannah Ronsiek	G 40:00	3-8	2-3	3-4	0 9 9 2 4	11	2	0	2	3	0	7
32 Hannah Simental	G 40:00	5-12	3-7	0-0	0 3 3 1 0	13	2	3	2	0	2	7
1 Kloe Froese	19:58	2-0	0-0	3-5	3 2 5 2 4	7	2	1	0	0	1	-3
0 Kaylee Headrick	04:54	0-0	0-0	0-0	0 0 0 1 0	0	0	0	0	0	0	-3
5 Jadyan Fife	07:08	2-3	0-1	0-0	0 1 1 0 0	4	0	0	0	0	0	11
Team					2 2 4	0	0	0				
Totals		23-58	9-20	10-15	6 28 34	13 14	65	17	7	4	7 3	7

Technical Fouls: NONE

Shooting By Period	1st	2nd	3rd	4th	FT
FG%	5-16 31.3%	3-15 20.0%	4-15 26.7%	5-11 45.5%	10-15 66.7%
3PT%	2-3 66.7%	1-4 25.0%	1-3 33.3%	1-5 20.0%	5-15 33.3%
FT%	10-15 66.7%	10-15 66.7%	10-15 66.7%	10-15 66.7%	10-15 66.7%
GM FG%	23-58 39.7%	9-20 45.0%	10-15 66.7%	5-11 45.5%	10-15 66.7%

Dead Ball Rebounds: 2, 0

Air Force - 58

Record: 14-11 (6-9)

NO. Name	Min	FG	3P	FT	Rebounds	Fouls	TP	AS	TO	ST	Blocks	+/
		M-A	M-A	M-A	OR DR TOT	PF					BS BA	
2 Milahnie Perry	G 34:11	6-15	0-2	3-6	0 3 3 0 3	15	0	1	0	1	1	-6
4 Madison Smith	G 38:17	4-10	2-5	4-6	0 5 5 2 5	14	0	2	4	1	3	-5
10 Jayda McNabb	G 22:43	2-10	0-3	4-6	0 4 6 10 4	2	7	0	0	3	0	2
13 Keelie O'Hollaren	G 32:05	3-8	1-3	2-2	0 1 1 2 1	9	0	2	0	1	0	-5
40 Jo Huntimer	G 32:05	3-6	2-5	0-0	1 9 10 4 1	8	5	2	0	0	0	-5
0 Jordyn DeV Vaughn	17:22	0-4	0-2	0-0	0 1 1 0 0	0	2	0	0	0	0	-6
31 Emily Adams	17:17	2-4	0-0	1-2	3 3 6 1 1	5	2	0	0	0	0	-11
1 Alexis Cortez	06:26	0-2	0-0	0-0	0 3 3 0 0	0	0	0	0	0	1	-8
24 Marissa Hargrave	00:44	0-0	0-0	0-0	0 1 1 0 0	0	0	0	0	0	0	-5
Team					4 1 5	0	2					
Totals		20-59	5-20	13-20	12 32 44	14 13	58	9	9	7 3	7 7	7

Technical Fouls: NONE

Shooting By Period	1st	2nd	3rd	4th	FT
FG%	7-16 43.8%	3-14 21.4%	3-13 23.1%	6-14 42.9%	10-15 66.7%
3PT%	2-5 40.0%	1-3 33.3%	1-3 33.3%	2-4 50.0%	6-15 40.0%
FT%	10-15 66.7%	10-15 66.7%	10-15 66.7%	10-15 66.7%	10-15 66.7%
GM FG%	20-59 33.9%	5-20 25.0%	6-14 42.9%	6-14 42.9%	10-15 66.7%

Dead Ball Rebounds: 6, 0

Biggest lead	17 (3rd 4:17)	4 (2nd 9:19)
Best Scoring Run	13 (2nd 1:25)	9 (4th 1:25)
Lead Changes	6	
Times Tied	6	
Time with Lead	29:22	06:10

Points from Turnovers	17	11
Paint	22	20
Second Chance	8	10
Fast Breaks	4	7
Bench	11	5

Period by Period Scoring	1st	2nd	3rd	4th	TOT
Colorado St.	17	22	13	13	65
USAFA	18	8	14	18	58



Official Basketball Box Score - Final
Air Force at Utah St.
02/19/25 Dee Glen Smith Spectrum, Logan
2024-25 Women's Basketball

Game Time: 11:00 AM
Game Duration: 1:51
Attendance: 1,093

Officials: Kenneth Nash, Marc Merritt, Kayla Barker

Air Force - 82

Record: 15-11 (5-9)

NO. Name	Min	FG	3P	FT	Rebounds	Fouls	TP	AS	TO	ST	Blocks	+/
		M-A	M-A	M-A	OR DR TOT	PF					BS BA	
2 Milahnie Perry	G 26:03	3-15	0-0	1-2	4 1 5 0 1	7	3	4	0	0	2	-3
4 Madison Smith	G 40:00	10-18	4-9	5-6	0 10 10 2 7	29	4	5	2	1	0	5
14 Jayda McNabb	G 27:49	6-10	0-1	0-0	2 2 4 5 2	12	2	3	1	0	2	11
13 Keelie O'Hollaren	G 34:43	7-15	5-10	4-4	0 3 3 4 1	23	0	1	0	1	0	-5
40 Jo Huntimer	G 29:45	0-2	0-1	0-0	2 6 8 1 1	1	0	9	2	4	1	0
0 Jordyn DeV Vaughn	15:41	1-3	0-1	3-4	0 2 2 1 5	5	1	1	0	0	0	15
1 Alexis Cortez	18:32	3-4	0-0	2 1 3	2 0 6 3 0	2	0	2	0	0	0	5
31 Emily Adams	07:27	0-2	0-0	0-0	0 0 0 1 0	0	0	0	1	0	0	-2
Team					3 4 7	0	0	0				
Totals		30-69	9-22	13-16	13 29 42	16 17	82	22	17	9 3	4 5	5

Technical Fouls: NONE

Shooting By Period	1st	2nd	3rd	4th	FT
FG%	9-21 42.9%	3-15 20.0%	3-15 20.0%	6-17 35.3%	10-15 66.7%
3PT%	2-5 40.0%	1-3 33.3%	1-3 33.3%	2-4 50.0%	6-15 40.0%
FT%	10-15 66.7%	10-15 66.7%	10-15 66.7%	10-15 66.7%	10-15 66.7%
GM FG%	30-69 43.5%	9-22 40.9%	6-17 35.3%	6-17 35.3%	10-15 66.7%

Dead Ball Rebounds: 3, 1

Utah St. - 77

Record: 23-4 (1-13)

NO. Name	Min	FG	3P	FT	Rebounds	Fouls	TP	AS	TO	ST	Blocks	+/
		M-A	M-A	M-A	OR DR TOT	PF					BS BA	
55 Sophie Sene	C 30:16	2-4	0-0	1-2	4 12 16 4	2	5	3	5	1	3	0
10 Carlie Latta	G 38:10	2-7	1-4	5-5	0 1 1 0 2	10	6	1	3	0	0	-3
12 Elise Livingston	G 23:33	1-8	0-4	0-0	0 3 3 0 3	0	2	2	1	0	0	1
34 Cheyenne Stubbs	G 38:09	8-17	4-9	0-1	0 3 3 0 3	20	2	1	0	1	0	-2
32 Jamisyn Heaton	G 22:48	8-10	2-3	2-3	1 1 2 5 2	20	1	0	1	1	0	-1
22 Taliyah Logwood	19:12	6-14	0-2	2-3	3 3 6 4 3	14	0	2	2	0	0	-4
23 Mia Tarver	24:29	2-11	0-5	2-2	0 0 4 1 6	2	6	2	2	0	0	-9
15 Gracie Johnson	03:23	0-0	0-0	0-1	1 1 0	0	0	1	0	0	0	-2
Team					5 1 6	0	0					
Totals		29-71	7-27	12-16	13 25 38	18 16	77	16	18	10 4	3 5	5

Technical Fouls: Logwood 4th 4:38

Shooting By Period	1st	2nd	3rd	4th	FT
FG%	8-16 50.0%	3-15 20.0%	3-15 20.0%	6-17 35.3%	10-15 66.7%
3PT%	1-4 25.0%	1-3 33.3%	1-3 33.3%	2-4 50.0%	6-15 40.0%
FT%	10-15 66.7%	10-15 66.7%	10-15 66.7%	10-15 66.7%	10-15 66.7%
GM FG%	29-71 40.8%	7-27 25.9%	6-17 35.3%	6-17 35.3%	10-15 66.7%

Dead Ball Rebounds: 3, 1

Biggest lead	10 (4th 5:59)	9 (1st 7:09)
Best Scoring Run	10 (4th 5:59)	10 (2nd 7:10)
Lead Changes	15	
Times Tied	7	
Time with Lead	23:59	14:07

Points from Turnovers	25	16
Paint	38	40
Second Chance	6	7
Fast Breaks	13	5
Bench	11	20

Period by Period Scoring	1st	2nd	3rd	4th	TOT
Air Force	20	24	20	18	82
Utah St.	17	25	21	14	77



Official Basketball Box Score - Final
Air Force at Fresno St.
02/20/25 Sane Mart Center, Fresno
2024-25 Women's Basketball

Game Time: 2:00 PM
Game Duration: 1:44
Attendance: 1,129

Officials: sean martin, joseph barcellos, kale bossenmeyer

Air Force - 67

Record: 16-11 (6-9)

NO. Name	Min	FG	3P	FT	Rebounds	Fouls	TP	AS	TO	ST	Blocks	+/
		M-A	M-A	M-A	OR DR TOT	PF					BS BA	
2 Milahnie Perry	G 22:27	3-8	0-2	2-2	0 2 2 1 1	8	2	2	0	0	1	-1
4 Madison Smith	G 38:06	8-15	3-6	2-3	1 2 3 3 6	21	5	2	4	1	0	4
10 Jayda McNabb	G 30:48	6-9	0-0	1-2	3 2 5 3 1	13	2	2	1	1	0	9
13 Keelie O'Hollaren	G 25:17	4-7	2-5	0-0	0 3 3 3 0	10	0	0	0	0	1	1
40 Jo Huntimer	G 37:23	1-3	0-2	0-0	0 3 3 1 1	2	4	2	1	0	0	-3
0 Jordyn DeV Vaughn	17:00	2-6	1-3	2-2	0 2 2 1 1	7	1	1	0	0	2	-3
1 Alexis Cortez	23:03	2-3	0-0	0-0	1 2 3 4 0	4	2	0	0	1	0	-3
31 Emily Adams	05:56	1-2	0-0	0-0	0 0 0 1 0	2	0	1	0	0	0	1
Team					4 1 5	0	2					
Totals		27-52	6-18	7-9	9 17 26	17 10	67	16	12	6 3	4 1	1

Technical Fouls: NONE

Shooting By Period	1st	2nd	3rd	4th	FT
FG%	8-15 53.3%	3-15 20.0%	3-15 20.0%	6-14 42.9%	10-15 66.7%
3PT%	2-6 33.3%	1-4 25.0%	1-3 33.3%	2-4 50.0%	6-15 40.0%
FT%	10-15 66.7%	10-15 66.7%	10-15 66.7%	10-15 66.7%	10-15 66.7%
GM FG%	27-52 51.9%	6-18 33.3%	3-15 20.0%	6-14 42.9%	10-15 66.7%

Dead Ball Rebounds: 2, 1

Fresno St. - 66

Record: 17-12 (8-8)

NO. Name	Min	FG	3P	FT	Rebounds	Fouls	TP	AS	TO	ST	Blocks	+/-	
		M-A	M-A	M-A	OR DR TOT	PF							
13 Maria Konstantinou	F 07:28	0-1	0-0	0-0	0 0 0 2 0	0	1	0	0	0	0	-8	
23 Mia Jacobs	F 37:17	4-10	1-3	9-9	4 5 9 3 6	18	0	4	1	1	1	-2	
30 Kylee Fox	F 35:55	3-11	2-5	0-0	0 1 1 3 0	8	1	2	0	0	0	2	
2 Mariah Elshom	G 18:44	2-5	2-4	0-0	0 0 0 1 1	6	0	0	0	0	0	-1	
7 Saga Ukkonen	G 31:52	5-12	3-8	1-2	3 3 5 0 1	14	4	1	0	2	0	-4	
1 Talja Sta. Maria	28:42	1-3	0-2	3-4	0 2 2 0 4	5	6	2	0	0	0	4	
20 Rayna Williams	16:28	1-3	0-0	3-4	0 3 7 1 1	2	0	1	1	1	1	-10	
3 Danae Powell	13:60	4-4	0-0	1-2	1 0 1 0 1	9	0	0	2	0	0	9	
12 Avery Watkins	07:50	1-2	0-1	2-3	0 1 1 0 3	4	0	1	1	0	0	3	
8 Holly Griffiths	01:28	0-1	0-0	0-0	1 0 1 0 0	0	0	0	0	0	0	2	
15 Laney Amundsen	00:17	0-0	0-0	0-0	0 0 0 0 0	0	0	0	0	0	0	0	
Team					3 0 3	0	0						
Totals		21-52	8-23	16-20	14 16 30	10 17	66	12	11	5	4	3	-1

