

# WYOMING

## 2024-25 COWGIRL BASKETBALL

Twitter: @wyo\_wbb / @wyoathletics  
Facebook: Facebook.com/wyowbb  
Website: GoWYO.com

Media Contact: Kevin DeVries, Assistant Director  
Cell: (641) 512-1847  
Email: kdevrie3@uwyo.edu

### 2024-25 SCHEDULE

#### November

1	<b>Chadron State (Exhibition)</b>	<b>W, 78-39</b>
4	<b>Colorado</b>	<b>L, 50-56</b>
9	at BYU	L, 63-76
13	<b>Regis</b>	<b>W, 69-57</b>
17	at Gonzaga	L, 51-62
22	<b>Colorado Christian</b>	<b>W, 80-54</b>
28	vs. Drake#	W, 71-57
29	vs. Norfolk State#	L, 47-56
30	vs. Virginia#	W, 71-66

#### December

6	at Missouri State	L, 50-62
15	at South Dakota	W, 79-45
17	at Creighton	L, 60-76
21	<b>North Dakota</b>	<b>W, 73-41</b>

#### January

1	<b>Utah State*</b>	<b>W, 73-53</b>
4	at Fresno State*	W, 68-59
8	at New Mexico*	L, 67-73
11	<b>San Diego State*</b>	<b>W, 78-71</b>
15	<b>Nevada*</b>	<b>W, 66-61</b>
19	at UNLV*	L, 71-72 OT
22	at Air Force*	W, 62-50
25	<b>Colorado State*</b>	<b>L, 56-61</b>
29	at San Jose State*	W, 77-64

#### February

1	<b>Boise State*</b>	<b>W, 79-45</b>
8	at San Diego State*	W, 64-51
12	<b>Air Force*</b>	<b>W, 64-56</b>
15	<b>San Jose State*</b>	<b>W, 59-54</b>
18	at Boise State*	L, 73-78
22	at Nevada*	W, 45-42
26	<b>New Mexico</b>	<b>W, 59-40</b>

#### March

1	at Colorado State*	W, 68-55
5	<b>UNLV*</b>	<b>W, 71-66</b>
10	#7Air Force OR #10 Utah State^	6 p.m.

BOLD indicates a home game  
\* indicates a Mountain West conference game  
# indicates Las Vegas Holiday Hoops Classic  
^ indicates Mountain West Tournament game

### #2 WYOMING COWGIRLS (20-10) vs. #7 AIR FORCE (17-13)/#10 UTAH STATE (4-26)

March 10 | 6 p.m. (MT) | Thomas & Mack Center (19,522)  
1240 AM KFCB (Cheyenne)/1290 AM KOWB (Laramie) | Mountain West Network

### 2024-25 WYOMING COWGIRLS ROSTER

No.	Name	Pos.	Ht.	Yr.	Exp.	PPG	RPG	APG
1	Logann Alvar	F	6-0	Jr.	TR	1.2	1.7	0.1
2	Emily Mellema	G	5-11	Sr.	3L	10.2	3.8	3.1
3	Payton Muma	G	5-8	R-So.	TR	1.6	0.6	0.6
4	Fia Proctor	F	6-2	Fr.	HS	0.0	0.0	0.0
5	Tess Barnes	G/F	6-2	Sr.	3L	9.6	4.0	2.4
10	Lana Beslic	G	5-8	Fr.	HS	0.0	0.2	0.5
11	Madi Symons	F	6-0	So.	1L	1.0	1.4	0.7
12	Malene Pedersen	G	5-11	Jr.	2L	13.8	3.6	2.8
13	Karoline Lundin	G/F	5-9	Fr.	HS	1.5	0.4	0.2
14	Kati Ollilainen	G	5-9	So.	1L	3.8	2.0	1.3
15	Heidur Karlsdottir	F/C	6-4	Fr.	HS	0.8	1.6	0.1
23	Joslin Igo	G	5-6	Sr.	1L	0.4	0.1	0.0
25	Mikyn Hamlin	G	5-8	So.	1L	0.0	0.0	0.0
30	Ola Ustowska	G	5-10	Gr.	4L	2.6	2.7	3.2
42	McKinley Dickerson	G	5-11	Gr.	4L	4.9	1.9	1.2
45	Allyson Fertig	C	6-4	Sr.	3L	18.9	11.0	1.5

#### Head Coach:

#### Assistant Coaches:

#### Director of Operations:

Heather Ezell (Iowa State, '09), Third year as HC, 10th year overall  
Fallon Lewis (Wyoming, '14), Sixth year as Asst., 10th year overall  
Natalie Baker (Wyoming, '18), Second year as Asst., Third year overall  
Taylor Ignoto (Washburn, '16), First year  
Monica Brooks (Colorado Mesa, '22), Second year

### 2024-25 NOTES

- **Allyson Fertig** became just the third member in program history to join the 1,000-Rebound Club in the January 15 win over Nevada. February 18 at Boise State, she became the program's all-time leader in career rebounds.
- **Allyson Fertig** became the 28th member of the 1,000-Point Club in program history January 20 of last 2024 in Wyoming's 67-63 win over Colorado State. **McKinley Dickerson** became the 29th member in the March 24 victory against UTSA. **Malene Pedersen** became the 30th member January 29 this season at San Jose State.
- For the first time since 2013-14, Wyoming has had a pair of 20-plus point scorers in the same game, four separate contests. The Cowgirls did it November 30 against Virginia, January 4 at Fresno State, February 1 in the win over Boise State and finally, February 12 at home against Air Force.
- In their win at San Jose State January 29, the Cowgirls had five players score in double figures for the second time this season (at South Dakota - December 15).
- Wyoming's 73-41 victory over North Dakota December 21 was its 800th win in program history.
- The Cowgirls have five student-athletes that have played in 100-or-more career games in the Brown & Gold. **Tess Barnes** (114), **McKinley Dickerson** (137), **Allyson Fertig** (126), **Emily Mellema** (127) and **Ola Ustowska** (128) have all reached the mark.
- UW's 14 Mountain West wins this season are a single-season program record for conference victories.

## WYOMING QUICK FACTS

### COWGIRL QUICK FACTS

**Location:** Laramie, Wyoming  
**Founded:** 1886  
**Enrollment:** 11,100  
**Nickname:** Cowgirls  
**Colors:** Brown & Gold  
**Home Court:** Arena Auditorium (11,612)  
**Press Row Phone:** 307-766-2222  
**Affiliation:** NCAA Division I  
**Conference:** Mountain West  
**President:** Dr. Edward Seidel  
**Athletics Director:** Tom Burman (Wyoming, '88)  
**Faculty Representative:** Scott Chamberlin  
**Athletics Department Phone:** 307-766-2292  
**Ticket Office Phone:** 307-766-7220 or 877-996-3261

### BASKETBALL STAFF

**Head Coach:** Heather Ezell (Iowa State, '09)  
**Record at Wyoming:** 61-36 (.629)  
**Career Record:** Same  
**Conf. Record at Wyoming:** 38-16 (.704)  
**Conference Record:** Same  
**Assistant Coach:** Fallon Lewis (Wyoming, '14)  
**Assistant Coach:** Natalie Baker (Wyoming, '18)  
**Assistant Coach:** Taylor Ignoto (Washburn, '16)  
**Director of Operations:** Monica Brooks (Colorado Mesa, '22)  
**Basketball Office Phone:** 307-766-3715  
**Best Time to Reach Coach Ezell:** Contact SID

### TEAM INFORMATION

**2023-23 Record:** 18-15 (.545)  
**2023-24 Conf. Record/Finish:** 11-7 (.611)/3rd  
**2023-24 Postseason:** Women's NIT Great 8  
**Letterwinners Returning/Lost:** 10/5  
**Starters Returning/Lost:** 5/0  
**Newcomers:** 6

### HISTORY

**First Year of Basketball:** 1973-74  
**All-Time Record/Years:** 814-678 (.546) (51 years)  
**All-Time MW Record:** 247-176 (.584) (25 years)  
**All-Time WAC Record:** 57-69 (.452) (Nine years)  
**NCAA Appearances Record:** Two/0-2  
**Last NCAA Appearance:** 2021  
**Result:** Lost in First Round to UCLA, 69-48  
**WNIT Appearances/Record:** 12/22-11  
**Last WNIT Appearance:** 2024  
**Result:** Lost vs. Minnesota, 65-54 on 4/1/24 in the Great 8

### MEDIA INFORMATION

**Assistant AD for Media Relations:** Nick Seeman  
**Office Phone:** 307-766-2321  
**email:** tharkins@uwyo.edu  
**Asst. Director of Media Relations (WBB Contact):**  
Kevin DeVries  
**email:** kdevrie3@uwyo.edu  
**Cell Phone:** 641-512-1847  
**Fax Number:** 307-766-2346

### OFFICIAL WYOMING WEBSITE:

[www.gowyo.com](http://www.gowyo.com)

### OVERNIGHT ADDRESS

Athletics Media Relations Office  
16th and Gibbon Streets  
University of Wyoming  
Laramie, Wyoming 82071-3414

### MAILING ADDRESS

Department 3414  
1000 East University Avenue  
Laramie, Wyoming 82071-3414

## 2024-25 Wyoming Cowgirl Basketball

Welcome to the University of Wyoming and Cowgirl Basketball. The following information is presented to assist the working media in its coverage of the 2024-25 season. The Wyoming Media Relations Office will be available throughout the year to assist you.

### **CREDENTIAL REQUESTS**

Requests for the media area and photo credentials should be directed to Director of Media Relations Kevin DeVries and the University of Wyoming Media Relations Office. His number is 641-512-1847 (cell). Press-pass requests should be made at least 24 hours prior to game time. Credentials will either be mailed, or will be held at the Will Call Window, located at the northwest side of the Arena-Auditorium at the Athletics Ticket Office.

### **ARENA AUDITORIUM**

Wyoming's Arena Auditorium is located on Willett Drive in Laramie, just north of War Memorial Stadium and the Fieldhouse complex. Media parking is located to the south and west of the Double A, in the "S, Brown and Summit View" lots.

### **POST GAME PROCEDURES**

Postgame interviews with Head Coach Heather Ezell and select Cowgirl student-athletes will be conducted in the 7220 Room on the bottom floor of the Arena-Auditorium.

### **EZELL AND PLAYER INTERVIEWS**

All interview requests for Head Coach Heather Ezell or any student-athletes should be made through the UW Athletics Media and Public Relations Office, 307-766-2256, at least 24 hours in advance. Players are available as their class schedules, practices and meetings permit. Players will not be available until post-game on game days. Media members are also required to check with the Wyoming Media Relations Office prior to attending any Cowgirl practice session.

### **CONFERENCE CALL**

Heather Ezell will conduct a conference call every week during the season. Each Tuesday at 10:30 a.m., unless otherwise noted, Coach Ezell will hold her weekly zoom conference. The Wyoming Media Relations office will send out a weekly invite to the press conference.

### **COWGIRLS ON THE RADIO**

The University of Wyoming women's basketball team is excited to have its games broadcast during the 2024-25 season. In Laramie, the games can be heard on KOWB (1290). Check local listings for games carried in your area on one of the 25 Cowboy Sports Network affiliates. Games will begin with a 30-minute pre-game. Handling the play-by-play will be David Settle.

### **TICKET INFORMATION**

Season and single-game tickets can be purchased through the Wyoming Athletics Ticket Office at 307-766-7220, 877-WYO-FAN1 (877-996-3261) or online at [www.GOWYO.com](http://www.GOWYO.com).

### **MOUNTAIN WEST CONFERENCE MEDIA INFORMATION**

For any information concerning Mountain West Basketball, contact Theresa Kurtz, Associate Director of Strategic Communications. The MWC address is 10807 New Allegiance Drive, Suite 250, Colorado Springs, Colo. 80921. The MW telephone number is (719) 488-4040 or MW Basketball information is also available on the world wide web at <http://www.themw.com>.

## 2024-25 WYOMING COWGIRLS ROSTER BREAKDOWN

### 2024-25 UNIVERSITY OF WYOMING

Roster Breakdown (Total Players - 16)

2023-24 Stats Shown

#### STARTERS RETURNING (5)

No.	Name	Pos.	Ht.	Cl.	PPG	RPG	APG	SPG	BPG
2	Emily Mellema^	G	5-11	Sr.	8.8	3.3	3.1	1.3	0.4
5	Tess Barnes	F	6-2	Sr.	8.9	3.5	1.8	0.7	0.6
12	Malene Pedersen%	G	5-11	So.	11.0	4.0	2.4	0.5	0.1
30	Ola Ustowska	G	5-10	Gr.	2.6	3.2	2.9	0.6	0.1
45	Allyson Fertig*\$@	C	6-4	Sr.	14.3	8.4	1.0	0.6	1.6

#### LETTERWINNERS RETURNING (10)

No.	Name	Pos.	Ht.	Cl.	PPG	RPG	APG	SPG	BPG
2	Emily Mellema^	G	5-11	Sr.	8.8	3.3	3.1	1.3	0.4
5	Tess Barnes	F	6-2	Sr.	8.9	3.5	1.8	0.7	0.6
11	Madi Symons	F	6-0	So.	1.1	1.2	0.6	0.2	0.1
12	Malene Pedersen%	G	5-11	So.	11.0	4.0	2.4	0.5	0.1
14	Kati Ollilainen	G	5-9	So.	2.7	1.1	1.2	0.4	0.0
23	Joslin Igo	G	5-6	Sr.	0.5	0.0	0.2	0.0	0.0
25	Mikyn Hamlin	G	5-8	So.	0.0	0.0	0.0	0.0	0.0
30	Ola Ustowska	G	5-10	Gr.	2.6	3.2	2.9	0.6	0.1
42	McKinley Dickerson&	G	5-11	Gr.	6.3	2.0	0.9	0.4	0.1
45	Allyson Fertig*\$@	C	6-4	Sr.	14.3	8.4	1.0	0.6	1.6

#### LETTERWINNERS LOST (5)

No.	Name	Pos.	Ht.	Cl.	PPG	RPG	APG	SPG	BPG
1	Bailey Wilborn	G	5-8	Jr.	0.0	0.5	0.1	0.0	0.0
3	Grace Moyers	G	5-8	So.	0.6	0.1	0.3	0.0	0.0
10	Paula Salazar	F	6-3	Sr.	2.0	0.5	0.0	0.5	0.0
15	Marta Savic	F	6-1	Sr.	5.2	3.2	0.5	0.3	0.3
21	Maren McKenna	G	5-9	Fr.	3.8	1.5	0.7	0.3	0.04

#### NEWCOMERS (6)

No.	Name	Pos.	Ht.	Cl.	Hometown (Previous School)
1	Logann Alvar	F	6-0	Jr.	Casper, Wyo. (Casper CC)
3	Payton Muma	G	5-8	R-So.	Highlands Ranch, Colo. (Gonzaga)
4	Fia Proctor	F	6-2	Fr.	Bothell, Wash. (Bothell HS)
10	Lana Beslic	G	5-8	Fr.	Split, Croatia (Western Reserve Academy)
13	Karoline Lundin	G/F	5-9	Fr.	Copenhagen, Denmark (Falkonergardens Gymnasium)
15	Heidur Karlsdottir	F/C	6-4	Fr.	Laugavellir, Iceland (Commercial College of Iceland)

\* - denotes 2022-23 Mountain West Tournament All-Tournament Team

^ - denotes 2023-24 Mountain West All-Defensive Team

\$ - denotes 2022-23 and 2023-24 All-Mountain West Team

& - denotes 2021-22 All-Mountain West Team

% - denotes 2022-23 Mountain West Freshman of the Year

@ - denotes 2021-22 Mountain West Freshman of the Year

#### PRONUNCIATION GUIDE

Heather Ezell	(ee-ZELL)	Emily Mellema	(Mel-eh-muh)
Logann Alvar	(Logan)	Payton Muma	(Moo-ma)
Lana Beslic	(Lawn-ah Beesch-leech)	Kati Ollilainen	(Cot-E) (oo-lee-line-in)
Mikyn Hamlin	(Mike-in)	Malene Pedersen	(Mah-LEAN-ah Peterson)
Joslin Igo	(I-go)	Madi Symons	(Simmons)
Heidur Karlsdottir	(Hey-thur Karl's daughter)	Ola Ustowska	(Oh-luh Oo-stou-ska)
Karolin Lundin	(Lun-deen)		

#### PLAYERS BY HEIGHT

6-4 (2)	Allyson Fertig, Heidur Karlsdottir
6-2 (2)	Tess Barnes, Fia Proctor
6-0 (2)	Logann Alvar, Madi Symons
5-11 (3)	McKinley Dickerson, Emily Mellema, Malene Pedersen
5-10 (1)	Ola Ustowska
5-9 (2)	Karoline Lundin, Kati Ollilainen
5-8 (3)	Lana Beslic, Mikyn Hamlin, Payton Muma
5-6 (1)	Joslin Igo

#### COWGIRLS BY CLASS

##### Seniors (6)

Tess Barnes, F, 6-2  
Allyson Fertig, C, 6-4  
Joslin Igo, G, 5-6  
Emily Mellema, G, 5-11  
McKinley Dickerson, G, 5-11  
Ola Ustowska, G, 5-10

##### Juniors (2)

Logann Alvar, F, 6-0  
Malene Pedersen, G, 5-11

##### Sophomores (4)

Mikyn Hamlin, G, 5-8  
Payton Muma, G, 5-8  
Kati Ollilainen, G, 5-9  
Madi Symons, F, 6-0

##### Freshmen (4)

Lana Beslic, G, 5-8  
Heidur Karlsdottir, F/C, 6-4  
Karolin Lundin, G/F, 5-9  
Fia Proctor, F, 6-2

#### COWGIRLS BY POSITION

##### Guards (9)

Lana Beslic, McKinley Dickerson, Mikyn Hamlin, Joslin Igo, Emily Mellema, Payton Muma, Kati Ollilainen, Malene Pedersen, Ola Ustowska

##### Forwards (4)

Logann Alvar, Tess Barnes, Fia Proctor, Madi Symons

##### Guard/Forwards (1)

Karolin Lundin

##### Forward/Centers (1)

Heidur Karlsdottir

##### Centers (1)

Allyson Fertig

#### COWGIRLS BY STATE/COUNTRY

##### Colorado (1)

Payton Muma Highlands Ranch

##### Idaho (1)

Madi Symons Coeur d'Alene

##### Kansas (1)

Mikyn Hamlin Hugoton

##### Washington (2)

Emily Mellema Lynden  
Fia Proctor Bothell

##### Wyoming (4)

Logann Alvar Casper  
McKinley Dickerson Lyman  
Allyson Fertig Glendo  
Joslin Igo Douglas

##### Australia (1)

Tess Barnes Gisborne

##### Croatia (1)

Lana Beslic Split

##### Denmark (2)

Karoline Lundin Copenhagen  
Malene Pedersen Aabyhoj

##### Finland (1)

Kati Ollilainen Helsinki

##### Iceland (1)

Heidur Karlsdottir Laugavellir

##### Poland (1)

Ola Ustowska Kartuzo

## 2024-25 MOUNTAIN WEST STANDINGS

Team	Conference			Overall			
	W	L	Pct.	W	L	Pct	Streak
UNLV	16	2	.889	24	6	.800	L1
Wyoming	14	4	.778	20	10	.667	W4
Colorado State	13	5	.722	22	9	.710	W1
San Diego State	11	7	.611	22	9	.710	W5
New Mexico	11	7	.611	18	13	.581	W2
Fresno State	8	10	.444	17	14	.548	L4
Air Force	7	11	.389	17	13	.567	L1
Boise State	7	11	.389	17	14	.558	W1
Nevada	6	12	.333	11	20	.355	L5
Utah State	3	15	.167	4	26	.133	L1
San José State	3	15	.167	10	21	.323	L6

## 2024-2025 MW PLAYERS OF THE WEEK

**Nov. 11**  
Player: Emma Ronsiek, CSU  
Freshman: Meadow Roland, UNLV

**Nov. 18**  
Player: Mia Jacobs, Fresno  
Freshman: Kloe Froebe, CSU

**Nov. 25**  
Player: Hennie Van Schaik, SJSU  
Freshman: Nat Martinez, SDSU

**Dec. 2**  
Player: **Allyson Fertig, Wyoming**  
Freshman: Nat Martinez, SDSU

**Dec. 9**  
Player: Brooke Carlson, CSU  
Freshman: Brooke Carlson, CSU

**Dec. 16**  
Player: Aaliyah Alexander, UNLV  
Freshman: Naomi Panganiban, SDSU

**Dec. 23**  
Player: Emma Ronsiek, CSU  
Freshman: Naomi Panganiban, SDSU

**Dec. 30**  
Player: Adryana Quezada, SDSU  
Freshman: Carlie Latta, USU

**Jan. 6**  
Player: Emma Ronsiek, CSU  
Freshman: Brooke Carlson, CSU

**Jan. 13**  
Player: Mia Jacobs, Fresno  
Freshman: Nat Martinez, SDSU

**Jan. 20**  
Player: Tatum Thompson, Boise  
Freshman: Kloe Froebe, CSU

**Jan. 27**  
Player: **Allyson Fertig, Wyoming**  
Freshman: Taliyah Logwood, USU

**Feb. 3**  
Player: Mia Jacobs, Fresno  
Freshman: Meadow Roland, UNLV

**Feb. 10**  
Player: Emma Ronsiek, CSU  
Freshman: Meadow Roland, UNLV

**Feb. 17**  
Player: **Allyson Fertig, Wyoming**  
Freshman: Kloe Froebe, CSU

**Feb. 24**  
Player: Madison Smith, Air Force  
Freshman: Naomi Panganiban, SDSU

**March 3**  
Player: Madison Smith, Air Force  
Freshman: Meadow Roland, UNLV

## UPCOMING MW GAMES

**March 9**  
No. 8 Boise State vs. No. 9 Nevada, 3 p.m.  
No. 7 Air Force vs. No. 10 Utah St, 5:30 p.m.  
No. 6 Fresno vs. No. 11 San Jose, 8 p.m.

**March 10**  
Mountain West Championship Quarterfinals

**March 11**  
Mountain West Championship Semifinals

**March 11**  
Mountain West Championship Semifinals

**March 12**  
Mountain West Championship

## RECENT MW RESULTS

**Saturday, March 1**  
Boise State 68, Air Force 75  
Nevada 75, Utah State 93  
New Mexico 65, Fresno State 61  
San Jose State 56, UNLV 89  
Wyoming 68, Colorado State 55

**Tuesday, March 4**  
Utah State 59, Boise State 72  
Fresno State 61, San Diego State 75  
Air Force 74, New Mexico 77  
Colorado State 90, San Jose State 70

**Wednesday, March 5**  
UNLV 66, Wyoming 71

## LAST TIME OUT



Official Basketball Box Score - Final  
**UNLV at Wyoming**  
03/05/25 Arena Auditorium, Laramie  
2024-25 Women's Basketball

Game Time: 6:30 PM  
Game Duration: 1:51  
Attendance: 3,601

Officials: Benny Luna, Sean Martin, Rochelle Bennett

UNLV - 66		Record: 24-6 (16-2)									
NO.	Name	Min	FG	3P	FT	Rebounds	Fouls	TP	AS	TO	ST
			M-A	M-A	M-A	OR	DR	PF	FF	FD	
21	McKinna Brackens	F 27:57	2-13	0-5	2-2	1	3	4	1	3	6
44	Alyssa Brown	F 34:43	2-5	1-2	0-0	4	6	10	4	4	5
3	Klara Jackson	G 34:49	2-6	2-3	1-2	0	3	3	0	1	7
25	Aaliyah Alexander	G 29:08	5-10	1-2	1-1	1	2	3	2	1	12
3	Amarachi Kimpson	G 34:03	9-16	2-4	4-4	0	3	3	4	2	24
20	Macie James	12:18	0-1	0-1	0-0	0	0	0	1	0	1
3	Meadow Roland	17:18	5-9	1-2	0-0	1	1	2	5	0	11
14	Macy Spencer	09:44	0-2	0-1	1-2	0	0	0	0	1	1
Team			3	2	5	0	0	0	0	0	0
Totals			25-62	7-20	9-11	10	20	30	17	12	66

Technical Fouls: NONE

Shooting By Period		
1 <sup>st</sup>	FG%	7-14 50.0%
	3PT%	2-4 50.0%
	FT%	0-0 0%
2 <sup>nd</sup>	FG%	7-12 58.3%
	3PT%	2-4 50.0%
	FT%	4-5 80%
3 <sup>rd</sup>	FG%	6-16 37.5%
	3PT%	1-5 20.0%
	FT%	2-2 100%
4 <sup>th</sup>	FG%	5-20 25.0%
	3PT%	2-7 28.6%
	FT%	3-4 75%
GM FG%	25-62	40.3%
	3PT%	7-20 35.0%
	FT%	9-11 81.8%

Dead Ball Rebounds: 0

Wyoming - 71		Record: 20-10 (14-4)									
NO.	Name	Min	FG	3P	FT	Rebounds	Fouls	TP	AS	TO	ST
			M-A	M-A	M-A	OR	DR	PF	FF	FD	
5	Tess Barnes	F 38:11	2-6	2-6	0-0	0	3	3	2	0	6
45	Allyson Fertig	C 34:12	6-12	1-1	3-9	3	16	19	3	6	16
2	Emily Mellema	G 39:05	6-9	3-5	2-3	1	5	6	3	6	17
12	Malene Pedersen	G 39:28	9-17	5-9	4-4	2	2	4	1	3	27
30	Ola Ustowska	G 15:56	1-3	0-2	0-0	0	1	0	1	0	2
42	McKinley Dickerson	19:14	1-1	1-1	0-0	0	1	1	2	3	5
14	Kati Ollainen	08:04	0-2	0-0	0-0	0	0	0	0	0	0
1	Loganni Alvar	05:48	0-0	0-0	0-0	0	0	0	0	0	0
23	Joslin Igo	00:02	0-0	0-0	0-0	0	0	0	0	0	0
Team			1	2	3	0	0	0	0	0	0
Totals			25-50	12-24	9-16	7	29	38	12	17	71

Technical Fouls: NONE

Shooting By Period		
1 <sup>st</sup>	FG%	9-15 60.0%
	3PT%	4-6 66.7%
	FT%	0-0 0%
2 <sup>nd</sup>	FG%	4-9 44.4%
	3PT%	4-8 50.0%
	FT%	0-2 0%
3 <sup>rd</sup>	FG%	5-12 41.7%
	3PT%	2-6 33.3%
	FT%	3-5 60%
4 <sup>th</sup>	FG%	7-14 50.0%
	3PT%	2-4 50.0%
	FT%	6-9 66.7%
GM	FG%	25-50 50.0%
	3PT%	12-24 50.0%
	FT%	9-16 56.3%

Dead Ball Rebounds: 5

UNLV		WYO	
Biggest lead	7 (2 <sup>nd</sup> 4:05)	12 (1 <sup>st</sup> 2:38)	
Best Scoring Run	9 (1 <sup>st</sup> 0:43)	9 (3 <sup>rd</sup> 8:11)	
Lead Changes	10		
Times Tied	3		
Time With Lead	12:03	25:51	

Points from Turnovers		UNLV		WYO	
Paint		12	12	30	26
Second Chance		14	8		
Fast Breaks		0	0		
Bench		12	3		

Period by Period Scoring					TOT	
1st	2nd	3rd	4th			
UNLV	16	20	15	15	66	
WYO	22	12	15	22	71	

"No matter who the team was, that's what you wanted to do for them. I was really happy with the way that we came out. We withstood some runs that they had and then we made our runs."

"What an atmosphere tonight. Shout out to all the fans that came out tonight. What a fun basketball game that was."

Pedersen closed the night with a career-high 27 points on 9-of-17 shooting, including a career-best 5-for-9 from 3-point range. Mellema had 17 and six boards in the win while Fertig logged her 12th double-double of the season, scoring 16 points and grabbing those 19 boards. Fertig also had three blocks in the win. Tess Barnes and McKinley Dickerson led the way with five assists each on their Senior Night. Ola Ustowska, meanwhile, had four and no turnovers in her final home game at UW.

Wyoming shot an even 50-percent (25-50) on the night and buried 12-of-24 from 3-point range. UNLV shot 40.3-percent (25-62) and made 7-of-20 from beyond-the-arc. The Lady Rebels enjoyed a 14-8 advantage in second-chance points, despite being outrebounded on the night. UNLV also had 30 points in the paint to the Cowgirls' 26. Both teams scored 12 points off turnovers. Wyoming had 20 assists in the win.

With the win, the Cowgirls have won 20-plus contests in a season for the second time in three seasons under Ezell. The 14 conference victories are the most for UW in a single season in program history.

LARAMIE, Wyo. (March 5, 2025) – It was another classic battle Wednesday night between the Wyoming Cowgirls and UNLV Lady Rebels. In the end, the Cowgirls were able to string together an impressive fourth quarter, pulling out a 71-66 win on Senior Night. It marks the third time in the last four games that the Cowgirls have come back to win after trailing at halftime.

Wyoming got the first seven points of the contest to jump out early in the contest. The run continued to open the game as the Cowgirls led 11-3 less than four minutes into the evening. UW led 16-7 at the first media timeout as its hot start continued. Out of the timeout, an Emily Mellema 3-pointer brought the lead up to a double-digit Cowgirl advantage. UNLV would counter right back though, as the UW lead was down to just 22-16 after one.

The Lady Rebels came out fast to begin the second quarter, like UW did to open the game as UNLV would surge in front before a Malene Pedersen 3-pointer quickly reclaimed the lead for the Cowgirls, 25-24. At the media timeout, UNLV was back in front, 30-25. Following the timeout, the Lady Rebel strangle hold on the quarter remained, as they pushed their lead up to 32-25. From there however, Wyoming would claw its way back with a trio of 3-pointers as UNLV carried just a 36-34 lead into the half.

Pedersen scored the first four points of the second half to put the Cowgirls back in front. From there, the two teams would start exchanging makes back-and-forth as Wyoming led 48-45 at the media timeout. After the timeout, the Lady Rebels would fight right back in front, controlling the rest of the frame and taking a 51-49 lead into the fourth quarter.

The Cowgirls again opened a quarter strong, scoring the first six points of the fourth to claim the lead back briefly. After an Allyson Fertig layup made it 59-54 in favor of Wyoming, it called a timeout with 5:24 remaining. Out of the timeout, like it did all night, UNLV would respond back. After the Cowgirls went up by six, the Lady Rebels would cut the deficit to just one. From there though, a Pedersen pull up jumper and a Mellema three-point play on consecutive possessions made it 67-61 Wyoming with one minute to play.

After a putback layup from UNLV, it would call a timeout with 48.7 seconds to go. On the next possession, the Cowgirls would turn the ball over, leading to a pair of misses from the Lady Rebels. UNLV would foul after Wyoming was able to corral the defensive rebound as Pedersen went to the line and knocked a pair down. Following another timeout, the Brown & Gold would get another stop and Fertig would pull down her 19th rebound of the night. UW would follow that with another at the line before the Lady Rebels would drill a deep 3-pointer, but it was too late as the Cowgirls would hang on after advancing the ball with a timeout.

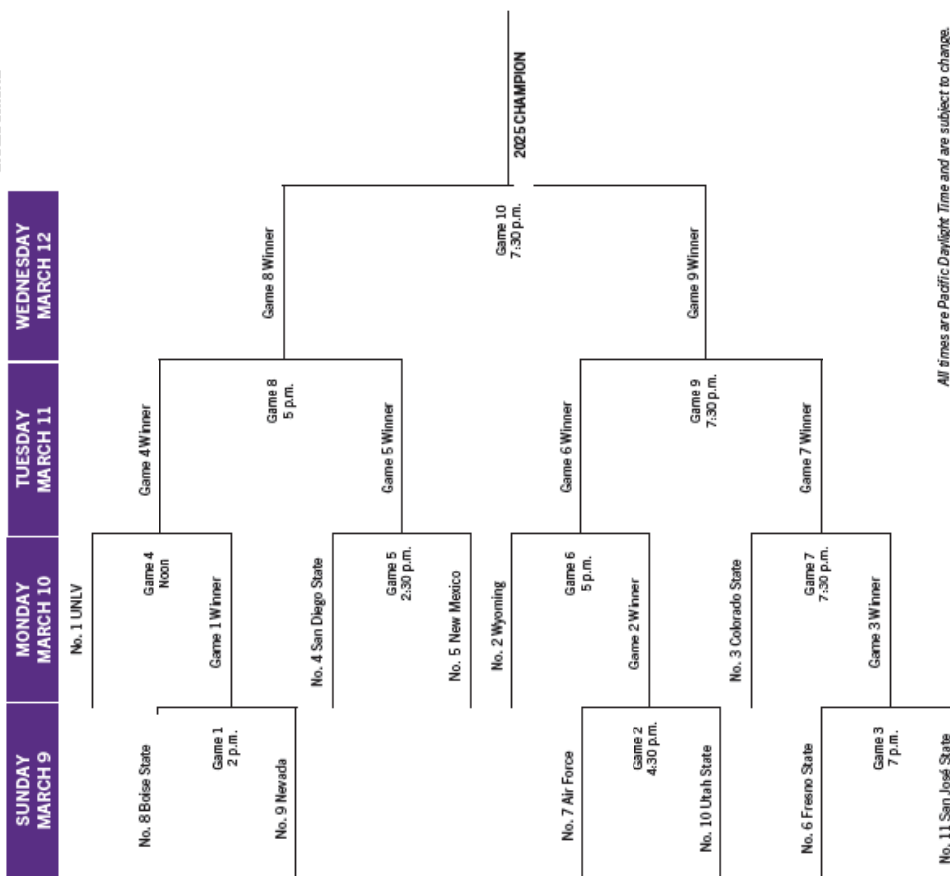
"That's what it really came down to, to send those seniors out that way," said Heather Ezell postgame.



## 2024-25 MOUNTAIN WEST TOURNAMENT BRACKET



### 2025 CREDIT UNION 1 MOUNTAIN WEST WOMEN'S BASKETBALL CHAMPIONSHIPS SUNDAY-WEDNESDAY, MARCH 9-12 THOMAS & MACK CENTER



All times are Pacific Daylight Time and are subject to change.

**Tournament History:** The Wyoming Cowgirls have been involved in several conference tourney games, which includes three conferences. The Cowgirls were members of the High Country Athletic Conference and Western Athletic Conference prior to joining the Mountain West Conference. Below are the tournament records in each conference:

#### High Country Athletic Conference

vs. New Mexico State	1-0	W 67-65 (3/10/89)
vs. Colorado State	1-0	W 78-65 (3/8/90)
vs. Utah	0-2	L 54-92 (3/11/89)
		L 61-80 (3/9/90)

**Overall Record 2-2**

#### Western Athletic Conference

vs. Utah	0-1	L 62-74 (3/8/91)
vs. San Diego State	0-1	L 58-66 (3/13/92)
vs. UTEP	0-1	L 55-68 (3/10/93)
vs. Fresno State	0-2	L 52-61 (3/9/94)
		L 76-85 (3/8/95)
vs. New Mexico	0-1	L 59-76 (3/6/96)
vs. Brigham Young	0-1	L 60-70 (3/3/97)
vs. SMU	0-1	L 55-69 (3/2/98)

**Overall Record 0-8**

#### Mountain West Conference

vs. Air Force	1-0	W 70-48 (3/9/15)
vs. Boise State	2-3	W 61-56 (3/11/14)
		L 51-68 (3/13/19)
		L 71-79 (3/3/20)
		W 53-38 (3/9/21)
		L 54-62 (3/11/24)
vs. Brigham Young	0-1	L 69-82 (3/6/02)
vs. Colorado State	3-6	W 65-56 (3/7/23)
		L 38-51 (3/7/22)
		L 92-95 3OT (3/14/14)
		W-58 (3/14/13)

		L 56-64 (3/10/09)
		W 67-61 (3/10/04)
		L 56-59 (3/12/03)
		L 59-70 (3/7/01)
		L 57-79 (3/8/00)
vs. Fresno State	1-3	L 62-63 (3/15/13)
		L 66-74 (3/10/15)
		L 48-58 (3/7/17)
		W 59-56 (3/10/21)
vs. Nevada	0-1	L 63-67 (3/7/18)
vs. New Mexico	1-3	W 69-66 (3/6/18)
		L 61-67 (3/9/11)
		L 53-65 (3/9/07)
		L 44-51 (3/12/04)
vs. UNLV	2-2	L 60-71 (3/8/23)
		W 72-56 (3/8/21)
		W 60-55 (3/9/10)
		L 59-64 (3/9/05)
vs. San Diego State	2-4	L 54-66 (3/12/08)
		W 56-44 (3/7/07)
		L 51-60 (3/10/10)
		L 55-73 (3/9/12)
		L 62-44 (3/7/16)
		W 75-70 OT (3/12/19)
vs. San Jose State	1-0	W 72-57 (3/6/23)
vs. TCU	1-1	L 55-63 (3/8/06)
		W 61-44 (3/7/12)
vs. Utah State	3-0	W 64-41 (3/11/19)
		W 64-59 (3/2/20)
		W 69-41 (3/7/21)

**Overall Record 17-24**



## 2024-25 NOTES

### ELITE COMPANY

**Allyson Fertig** became just the second Cowgirl in Mountain West history to win the league's scoring crown (Aubrey Vandiver, '10-'11). Fertig averaged 19.5 points per game during conference action this season. Fertig, who also led the MW in rebounding (11.5 RPG), blocks (2.1 BPG) and shooting percentage (58.4), becomes the seventh player in league history to lead the conference in both scoring and rebounding. Fertig is the second-ever, to lead the Mountain West in points, rebounds and field goal percentage. She also becomes the first in league history to lead the conference in points, rebounds, field goal percentage and blocks.

### PEDERSEN HITS CAREER-HIGH

**Malene Pedersen** scored a career-best 27 points in Wyoming's 71-66 win March 5 over UNLV. Pedersen, who shot 9-of-17 from the floor overall, also hit a career-high five 3-pointers in the win, on nine attempts. She also went 4-for-4 at the free-throw line.

### EPIC FINISH

Wyoming held Nevada scoreless for the final 9:01 of its February 22 win on the road, ending the contest on a 17-0 run. The Cowgirls, who outscored the Wolf Pack 17-5 in the fourth quarter, erased a 14-point deficit with under eight and a half minutes to play, to pull out a 45-42 win. **Malene Pedersen** hit a corner 3-pointer with 1:02 left to break the 42-42 tie.

### A PROGRAM RECORD

**Allyson Fertig** became the program's all-time leader in career rebounds in the February 18 game at Boise State. Fertig pulled down 12 boards in the contest to surpass Michele Hoppes (1984-87) at the top of the list. Fertig now has 1,1152 career boards.

### A PROGRAM RECORD X2

With its victory over UNLV to end the regular season, Wyoming earned its 14th Mountain West win of the season. The 14 victories are the most in program history in a single season for conference wins.

### ROLLING ON 20s X4

**Allyson Fertig** scored 30 points and **Malene Pedersen** had 20 in the win over Air Force February 12. **Emily Mellema** and **Fertig** both scored 22 points in the February 1 victory against Boise State. **Tess Barnes** scored 24 and **Fertig** had 21 in the January 4 win at Fresno State. **Pedersen** (23) and **Fertig** (22) also scored 20-plus in the same game in the November 30 victory over Virginia. It marks the first time since the 2013-14 season that Wyoming has had teammates score 20-or-more in the same game, four times during the season.

### 1K

**Malene Pedersen** became the 30th member to join the 1,000-Point Club in program history in Wyoming's win January 29 at San Jose State. Pedersen, who needed 16 points to reach the mark entering the game, scored 20 in the victory. She becomes the third player to reach the 1,000-point mark in the Heather Ezell Era.

### FIVE IN DOUBLE FIGURES X2

In the January 29 win at SJSU, the Cowgirls had five players score 10-plus points in the same game for the second time this season (at South Dakota - December 15). **Malene Pedersen** (20), **Allyson Fertig** (16), **McKinley Dickerson** (13), **Tess Barnes** (10) and **Kati Ollilainen** (10) all scored in double digits.

### 34

In the January 25 loss to Colorado State, **Allyson Fertig** scored 34 points on 15-of-27 shooting from the floor. The 34 points scored are tied for the fifth-most for a single game in program history. It's the second-career 30-point game for Fertig (Dec. 10, 2023 vs. Creighton (30)). The 15 made field goals are the first time a Cowgirl has recorded 15 made field goals since Cristine Fairless in 1989.

### PLAYER OF THE WEEK X3

**Allyson Fertig** was named the Mountain West's Player of the Week February 17 for the third time this season. Fertig, who also won the award December 2 and January 27 this season, averaged 24 points, 15.5 rebounds, 2.0 blocks and 2.0 assists in Wyoming's wins against Air Force and San Jose State. For the week, Fertig shot 67.7-percent (21-31) from the floor. It was the sixth time in her career that Fertig was named the league's player of the week.

### STACKING 20s

With her 30-point performance in the February 12 win vs. Air Force, **Allyson Fertig** recorded her 26th career 20-point scoring game. It marked the 13th time in 2024-25 that she's scored 20-or-more. Fertig has scored in double figures in all but one game this season.

### MOUNTAIN WEST RECORD

In the January 22 win at Air Force, **Allyson Fertig** recorded her 15th consecutive game where she shot 50-percent or better from the floor. That mark, which was the second-longest streak in the nation when it was broken at Boise State, is a Mountain West record for consecutive games shooting 50-percent or higher. Fertig hit the mark in 21 straight games.

### EFFICIENT OFFENSE

Wyoming shot 64.3-percent (27-42) from the floor in its win at Air Force January 22. That shooting percentage is the fourth-best in a single game in program history.

### A COMPANY OF THREE

**Allyson Fertig** became just the third Cowgirl in program history to reach 1,000 career rebounds in Wyoming's win over Nevada Jan. 15. Fertig, who needed 12 rebounds to reach 1K entering the game, grabbed her 12th board with 18 seconds left to all but clinch the win for UW.

### MELLEMA COMES UP BIG IN THE CLUTH

**Emily Mellema** scored nine of her 18 points in the fourth quarter of Wyoming's 78-71 Jan. 11 win over San Diego State. Mellema hit a 3-pointer with 25 seconds remaining to push the Cowgirl lead to 74-69 and then had a steal on the next defensive possession, leading to her making two

## 2024-25 MW RANKINGS

TEAM			
Category	Stat	MW	NCAA
Free Throw %	.682	11th	271st
Scoring Defense	58.6	1st	60th
Field Goal %	.458	1st	32nd
3-Point FG %	.334	7th	95th
Rebounding Margin	3.6	2nd	89th
Scoring Margin	6.8	4th	99th
Field Goal % Def.	.395	3rd	121st
3-Point FG Per Game	6.1	9th	178th
Assists Per Game	16.3	1st	38th
Scoring Offense	65.5	8th	175th
Asst/TO Ratio	1.17	3rd	37th
3-Point FG % Def.	.308	4th	161st
Rebounds Per Game	35.83	6th	200th
Blocks Per Game	3.6	3rd	93rd
Turnover Margin	-1.83	10th	269th
Steals Per Game	5.8	11th	328th
Fouls Per Game	13.6	2nd	17th
Bench Points Per Game	11.3	11th	337th

### INDIVIDUALS

Allyson Fertig			
Category	Stat	MW	NCAA
Blocks	53	2nd	36th
Blocks Per Game	1.83	2nd	40th
Field Goal Attempts	395	5th	106th
FG Percentage	.582	1st	18th
Field Goals	230	1st	9th
Free Throw Attempts	137	2nd	109th
Points	549	3rd	33rd
Points Per Game	18.9	1st	33rd
Rebounds	319	1st	12th
Off. Rebounds Per Game	3.7	1st	28th
Rebounds Per Game	11.0	1st	10th

Emily Mellema			
Category	Stat	MW	NCAA
Assist-to-Turnover Ratio	1.32	6th	201st
Steals	62	4th	90th
Steals Per Game	2.07	5th	123rd

Malene Pedersen			
Category	Stat	MW	NCAA
FG Percentage	.486	3rd	90th

Ola Ustowska			
Category	Stat	MW	NCAA
Assist-to-Turnover Ratio	2.49	4th	21st

## 2024-25 SUPERLATIVES

### Double-Digit Scoring

Tess Barnes - 14 times  
McKinley Dickerson - 5 times  
Allyson Fertig - 28 times  
Emily Mellema - 15 times  
Payton Muma - 1 time  
Kati Ollilainen - 3 times  
Malene Pedersen - 25 times  
Ola Ustowska - 1 time

### 20-Point Games

Tess Barnes - 1 time  
Allyson Fertig - 13 times  
Emily Mellema - 3 times  
Malene Pedersen - 6 times

### 30-Point Games

Allyson Fertig - 2 times

### Wyoming Leading Scorer

Tess Barnes - 3 times  
Allyson Fertig - 17 times  
Emily Mellema - 4 times  
Malene Pedersen - 7 times

### Wyoming Top Rebounder

Tess Barnes - 2 times  
Allyson Fertig - 25 times  
Emily Mellema - 1 time  
Malene Pedersen - 1 time  
Madi Symons - 1 time  
Ola Ustowska - 1 time

### Wyoming Top Assister

Tess Barnes - 8 times  
McKinley Dickerson - 1 time  
Allyson Fertig - 2 times  
Emily Mellema - 13 times  
Kati Ollilainen - 1 time  
Malene Pedersen - 9 times  
Madi Symons - 1 time  
Ola Ustowska - 9 times

### Wyoming Top Shot Blocker

Logann Alvar - 1 time  
Tess Barnes - 5 times  
McKinley Dickerson - 1 time  
Allyson Fertig - 21 times  
Heidur Karlsdottir - 1 time  
Emily Mellema - 5 times  
Payton Muma - 1 time  
Kati Ollilainen - 1 time  
Malene Pedersen - 1 time  
Ola Ustowska - 4 times

### Wyoming Top Stealer

Tess Barnes - 5 times  
McKinley Dickerson - 1 time  
Allyson Fertig - 3 times  
Heidur Karlsdottir - 1 time  
Emily Mellema - 21 times  
Kati Ollilainen - 1 time  
Malene Pedersen - 6 times  
Madi Symons - 5 times  
Ola Ustowska - 3 times

### 20-Plus Minutes

Tess Barnes - 26 times  
McKinley Dickerson - 2 times  
Allyson Fertig - 27 times  
Emily Mellema - 27 times  
Kati Ollilainen - 8 times  
Malene Pedersen - 29 times  
Madi Symons - 4 times  
Ola Ustowska - 23 times

### 30-Plus Minutes

Tess Barnes - 16 times  
Allyson Fertig - 23 times  
Emily Mellema - 18 times  
Malene Pedersen - 21 times  
Madi Symons - 1 time  
Ola Ustowska - 5 times

### 40-Plus Minutes

Allyson Fertig - 1 time  
Emily Mellema - 1 time  
Malene Pedersen - 1 time

## 2024-25 NOTES

### WHAT RETURNS IN 2024-25

Stat Returning and Leader		Lost and Leader	
Mins	5,041 (86.6%)	780 (13.4%)	
	Emily Mellema - 974	Marta Savic - 434	
Points	1,818 (92.6%)	286 (7.4%)	
	Allyson Fertig - 471	Marta Savic - 170	
Rebs	848 (84.8%)	152 (15.2%)	
	Allyson Fertig - 277	Marta Savic - 104	
Assists	441 (92.0%)	38 (8.0%)	
	Emily Mellema - 103	Maren McKenna - 19	
Steals	165 (88.7%)	21 (11.3%)	
	Emily Mellema - 43	Marta Savic - 11	
Blocks	97 (90.7%)	10 (9.3%)	
	Allyson Fertig - 54	Marta Savic - 9	
FGs	700 (86.6%)	108 (13.4%)	
	Allyson Fertig - 194	Marta Savic - 72	
3FGs	178 (92.2%)	15 (7.8%)	
	Tess Barnes - 60	Maren McKenna - 14	
FTs	240 (81.4%)	55 (18.6%)	
	Allyson Fertig - 83	Maren McKenna - 27	

at the free-throw line with 17 seconds left to all but ice the win for UW.

### BARNES' CAREER DAY

**Tess Barnes** scored a career-high 24 points in the win at Fresno State (1/4). Barnes made a career-best nine field goals in the victory and hit 4-of-8 from 3-point range. In addition to the offensive end, Barnes held Fresno's Mia Jacobs to just seven points on 3-of-12 shooting and 0-for-4 from beyond-the-arc. Jacobs entered the contest tied for second in the league in scoring at 17.8 points per game and was making nearly two 3-pointers a game.

### FIRST START

In her first-career start January 1 against Utah State, **Kati Ollilainen** had her best game of the season in the Cowgirl victory. Ollilainen tallied 11 points on 4-of-8 shooting and made a pair of 3-pointers. She also added a steal and had five assists with no turnovers in the win.

### COOKIES

In their 73-41 December 21 win over North Dakota, the Cowgirls recorded a season-high 16 steals. The 16 steals are the most in a game for Wyoming since 2018. UW also forced the Fighting Hawks into 29 turnovers in the victory.

### RARE OCCURANCE

According to Stats Perform, in it's win over South Dakota, Wyoming became the first Mountain West team and fourth in Division I, since 2000, to have three players collect five-plus rebounds, four-plus assists and three-plus made threes in the same game (Tess Barnes, Emily Mellema, Ola Ustowska).

### SEASON BESTS

Wyoming hit multiple season-best marks in the win at South Dakota December 15. The Cowgirls shot a season-high 54.5-percent from the floor overall, made a season-best 14 3-pointers and shot a season-high 53.8-percent from beyond-the-arc. UW also tallied 23 assists, which are the most this season, as were its 46 rebounds rebounds. The plus-34 scoring margin and plus-20 rebounding advantage against the Coyotes were also season highs.

### CLEANING THE GLASS

**Allyson Fertig** tied her career-high with 21 rebounds in the November 29 game against Norfolk State in Puerto Rico. That mark, which tied for her career-best along with the November 18, 2022 game against Denver, are tied for the fourth-most in program history for a single game.

### DEFENSIVE DYNAMO

**Emily Mellema** had a masterful defensive performance in the Cowgirls' November 28 win against Drake in Puerto Rico. Mellema held the Bulldogs' leading scorer, Katie Dinnebie to just five points on 2-of-7 shooting in the contest. Dinnebie entered the contest averaging 23.6 points per game and had 40-point effort earlier in the season against Iowa and 39 points the week before at Iowa State.

### DEFENSIVE DYNAMO X2

**Emily Mellema** had another great defensive outing against South Dakota's Grace Larkins. Larkins came into the December 15 contest averaging 22.8 points and nearly six assists per game. Mellema held Larkins to 12 points on just 4-of-13 shooting in the Wyoming win and limited her to three assists.

### DEFENSIVE DYNAMO X3

**Emily Mellema** once again provided a strong defensive effort against a high-scoring guard in the Cowgirls' contest at Creighton December 17. Mellema held CU's Lauren Jensen to 5-of-15 shooting overall, including 0-for-4 from 3-point range. Jensen, who entered the contest averaging 20 points per game, was sixth in the country in volume efficiency scoring (points scored per possession using over 15 possessions per game), averaging 1.12 points per possession.

### CLEAR THE BENCH

Wyoming emptied the bench and played all available Cowgirls in the November 22 win against Colorado Christian. Wyoming had 12 players score in the victory and put up a season-best 40 bench points against the Cougars.

### FINDING HER RHYTHM

**Payton Muma** scored a career-high 11 points off the bench in Wyoming's November 22 win over Colorado Christian. Muma hit 4-of-9 from the floor and made 3-for-6 from 3-point range in the victory.

### CAREER-HIGH

In Wyoming's November 17 loss at Gonzaga, **Emily Mellema** poured in a career-high 27 points. Mellema, who went for 20-plus points in a game for the third time in her career, shot 10-of-18





## 2024-25 NOTES

from the floor and made four of her six shots from 3-point range.

### SYMONS MAKES FIRST START

**Madi Symons** made her first-career start November 13 against Regis. The sophomore pulled down a career-best eight rebounds in the win and tied a then-career-high with 24 minutes played.

### FIRST POINTS

A trio of Cowgirls, **Logann Alvar**, **Heidur Karlsdottir** and **Payton Muma** all scored their first-career points in a Cowgirl uniform in the win against Regis. Alvar and Muma both had four points in the victory while Karlsdottir added a pair at the free-throw line. **Karoline Lundin** hit a 3-pointer for her first-career points with UW in the Nov. 22 win over Colorado Christian.

### PAINT POWER

Wyoming recorded a season-high 48 points in the paint in the win over Regis November 13. The Cowgirls, who scored their first 22 points of the contest inside, doubled-up the Rangers in paint points, 48-24.

### ELITE COMPANY

**Allyson Fertig** became the 28th member of the 1,000-Point Club in program history in Wyoming's victory January 20 against Colorado State. Fertig became the 14th Cowgirl to reach 1,000 career points before her senior season. She also became the first Wyoming native since Kayla Woodward (2015) to reach the milestone.

### TRACKING DOWN A MILESTONE

**McKinley Dickerson** became the 29th member of the 1,000-Point Club in the March 24 victory over UTSA in the WNIT. Dickerson scored nine points in the first quarter of the contest to surpass 1,000 career points and had 16 for the game.

### IN THE RECORD BOOK

**McKinley Dickerson** is 14th in program history with 136 career made 3-pointers. Dickerson's 414 career 3-point attempts are 15th all-time. She also ranks 20th all-time with a 75.8-percent career free-throw percentage.

Dickerson's 33 points February 14, 2022 at San Jose State are tied for the eighth-most in a single game in program history. Her 13 made field goals in that contest are tied for seventh-best all-time.

**Allyson Fertig's** 44 career double-doubles are second in program history. Fertig's 204 career blocks are third all-time. Fertig is the program's all-time leader with 1,152 career rebounds. Her 737 career made field goals rank third all-time. The 1,787 career points from Fertig are third. Her seven blocks March 11, 2024 against Boise State are tied for the sixth-most in a single game all-time. Fertig's 34 points January 25, 2025 against CSU are tied for the fifth-most in a single game in program history. Her 15 made field goals in that contest are tied for the third-most for a single game.

**Emily Mellema's** seven made 3-pointers January 20, 2024 against Colorado State are tied for the second-most in a single game in program history. Mellema is 16th all-time with 291 career assists. Her 148 career steals are 13th. **Tess Barnes** is 12th in program history with 148 made 3-pointers. Her 443 career 3-point attempts are tied for 11th all time. **Ola Ustowska** is tied for 21st with 241 career assists. **Malene Pedersen** is 22nd all time with 1,150 points, is 21st with 105 career 3-pointers and is 24th with 234 career assists.

### CURRENT ACTIVE LEADERS

In the active career NCAA leaders, **Allyson Fertig** is 43rd amongst active student-athletes in points, eighth in rebounding, 14th in rebounds per game, 16th in blocks, 18th in career made field goals and is 12th in career double-doubles. Amongst student-athletes in just their fourth year of eligibility, Fertig ranks 17th in active scoring, fourth in rebounding, seventh in blocked shots, eighth in field goals and 11th in double-doubles.

## INDIVIDUAL COWGIRL SEASON HIGHS

### POINTS

34 - Allyson Fertig vs. Colorado St. (1/25/25)  
30 - Allyson Fertig vs. Air Force (2/12/25)  
27 - Malene Pedersen vs. UNLV (3/5/25)  
27 - Emily Mellema at Gonzaga (11/17/24)

### MADE FIELD GOALS

15 - Allyson Fertig vs. Colorado St. (1/25/25)  
12 - Allyson Fertig vs. Air Force (2/12/25)

### MADE THREE-POINT FIELD GOALS

5 - Malene Pedersen vs. UNLV (3/5/25)  
4 - 5x

### MADE FREE THROWS

9 - Emily Mellema vs. San Diego St. (1/11/25)  
8 - Allyson Fertig at BYU (11/9/24)

### REBOUNDS

21 - Allyson Fertig vs. Norfolk St. (11/29/24)  
19 - Allyson Fertig vs. UNLV (3/5/25)  
18 - Allyson Fertig at BYU (11/9/24)

### ASSISTS

9 - Ola Ustowska at San Jose St. (1/29/25)  
9 - Ola Ustowska vs. Colorado St. (1/25/25)  
7 - Malene Pedersen at New Mexico (1/8/25)

### STEALS

6 - 3x

### BLOCKS

5 - Allyson Fertig at Air Force (1/22/25)  
4 - 3x

### TURNOVERS

7 - at Creighton (12/17/24)

## THE LAST TIME...

### WYOMING:

#### Beat an opponent by 20-29:

vs. Boise State (79-45) on 2/1/25

#### Beat an opponent by 30-39:

vs. Boise State (79-45) on 2/1/25

#### Beat an opponent by 40-49:

vs. Chadron State (78-32) on 11/21/23

#### Beat an opponent by 50+:

vs. N.M. Highlands (80-24) on 12/5/22

#### Scored 90+:

vs. Tulsa (97-90) on 3/20/22

#### Scored 100+:

vs. Western State (104) on 11/17/14

#### Made 35+ field goals:

vs. Boise State (35) on 2/1/25

#### Attempted 70+ field goals:

vs. Tulsa (78) on 3/20/22

#### Made 15+ 3-pointers:

at San Jose State (15) on 2/28/24

#### Made 20+ Free Throws:

vs. San Jose State (24) on 3/6/23

#### Had 15+ steals:

vs. North Dakota (16) on 12/21/24

#### Had 10+ blocks:

vs. Utah State (10) on 2/9/23

#### Had 25+ assists:

vs. Mississippi Valley State (26) on 12/12/19

#### Had 50+ rebounds:

vs. Colorado State (50) on 1/25/25

#### Had 15+ turnovers:

at Boise State (21) on 2/18/25

#### Had two players record a double-double:

Allyson Fertig (15-15) and Grace Ellis (10-12) vs.

Colorado State on 3/7/23

#### Had two players score 20+ points:

Allyson Fertig (30) and Malene Pedersen (20) vs. Air Force on 2/12/25

#### Had 5 or more score in double-figures:

Malene Pedersen (20), Allyson Fertig (16), McKinley Dickerson (13), Tess Barnes (10) and Kati Ollilainen (10) at San Jose State on 1/29/25

### A WYOMING PLAYER:

#### Scored 20+ points:

Malene Pedersen (27) vs. UNLV (3/5/25)

#### Scored 30+ points:

Allyson Fertig (30) vs. Air Force (2/12/25)

#### Non-starter scored 20+ points:

McKinley Bradshaw vs. Utah State (2/13/21)

#### Recorded 15+ rebounds:

Allyson Fertig (19) vs. UNLV (3/5/25)

#### Recorded 20+ rebounds:

Allyson Fertig (21) vs. Norfolk State (11/29/24)

#### Recorded 10+ assists:

Tommi Olson (10) vs. Utah State (2/19/20)

#### Recorded 15+ assists:

Lisa Daniels (15) vs. Portland State (1/8/88)

#### Recorded 5+ blocks:

Allyson Fertig (5) at Air Force (1/22/25)

#### Recorded 5+ steals:

Emily Mellema (6) vs. Nevada (1/15/24)

#### Made 10+ field goals:

Allyson Fertig (12) vs. Air Force (2/12/25)

#### Made 15+ field goals:

Allyson Fertig (15) vs. Colorado State on 1/25/25

#### Made 5+ 3-pointers:

Malene Pedersen (5) vs. UNLV on 3/5/25

#### Made 8+ 3-pointers:

Marta Gomez (8) vs. Cal State Fullerton on 11/24/15

#### Made 10+ free throws:

Malene Pedersen (11) vs. Air Force (1/24/24)

#### Played 40+ minutes:

Fertig, Mellema, Pedersen at UNLV (1/19/25)

#### Recorded back-to-back double-doubles:

Allyson Fertig (14-17 and 16-19) at Colorado State and vs. UNLV. (3/1-5/25)

#### Recorded a triple-double:

Jade Kennedy (17-11-11) vs. Colorado State (1/5/11)



## SCOUTING THE OPPONENT - AIR FORCE

### SCOUTING AIR FORCE

Air Force is led by one of the top-scoring duos in the league in Milahnie Perry (15.9 PPG) and Madison Smith (15.4 PPG). Smith and Perry rank second and third on the team in assists, respectively while Smith leads the Mountain West averaging 2.5 steals per game. Perry leads the team with 85 made free throws this season. Keelie O'Hollaren leads the Falcons with 59 made 3-pointers while Jayda McNabb's 6.8 rebounds per game and 32 blocks are both team-bests. Jo Huntimer's 4.6 assists per game ranks second in the MW, as does her 3.0 assist-to-turnover ratio.

The Falcons average 66.6 points per game and are allowing opponents to score just 63.2. AFA is shooting 40.5-percent from the field and 32-percent from 3-point range. Opponents shoot the ball at a clip of nearly 44-percent and are making 31.2-percent from beyond-the-arc. Air Force leads the league in steals with 10.7 a contest. The Falcons force their opponents into an impressive 19.7 turnovers per game. AFA is a minus-4.2 in rebounding margin this season.

### LAST TIME AGAINST AIR FORCE

LARAMIE, Wyo. (Feb. 12, 2025) – Allyson Fertig (30) and Malene Pedersen (20) combined to score 50 of the Wyoming Cowgirls' 64 points Wednesday night. The Cowgirls were able to battle past Air Force, 64-56 in a hard-fought contest. Wyoming used a 17-2 run to end the first half and then hung on from there.

Wyoming hit its first five shots of the game as it got out to an early 11-6 lead. Air Force would come right back, however, as the Cowgirls led just 14-12 at the first media timeout. Out of the timeout, both teams started to pick it up on the defensive end before both teams would drill a 3-pointer. Things were tied 19-19 after one quarter as the Falcons beat the buzzer with a driving layup.

Air Force came out strong to begin the second quarter as it surged in front, 26-20 as the Cowgirls continued to be lethargic to open the contest. Three consecutive layups came from Fertig to eventually tie the game at 26-26. UW pushed back in front before the media timeout thanks to Pedersen's second 3-pointer of the game, 29-26. Following the timeout, Fertig continued her strong first half as the Cowgirl lead was pushed up to 11. Wyoming ended the final seven minutes of the first half on a 17-2 run and led 37-28 at the break. Fertig scored 21 points and had nine rebounds in the first 20 minutes.

Both teams started the second half like they did the first, with strong offense before sputtering late in the frame. Fertig would again begin to assert her dominance, as the Cowgirls got the lead back up to double digits. Wyoming led 47-37 at the media timeout. Following the media, the Falcons would whittle the deficit down to 48-39, going to the fourth as both teams struggled to score to end the third.

After the Cowgirls got the first hoop of the fourth, AFA was able to keep pace as things were a battle the first few minutes of the quarter. Wyoming wasn't able to get its outside shots to fall in the second half, but a Pedersen 3-pointer helped give UW a 59-47 lead into the media timeout. After the timeout, UW was able to keep the lead in double figures for most of the game's final three minutes as it was able to hold off the Falcons down the stretch, despite a late surge.

Fertig made 12-of-14 from the floor, including her first 3-pointer of the season in the win, while also pulling down 15 rebounds and recording three blocks. Pedersen finished shooting 7-for-11 and made three of the Cowgirls' six made 3-pointers. Four different Cowgirls, Tess Barnes, Emily Mellema, Kati Ollilainen and Pedersen led the way with three assists each.

Wyoming shot 46-percent in the contest and made 12-of-16 at the free-throw line. Air Force shot 40.7-percent from the field but went just 8-of-15 at the charity stripe. The Cowgirls enjoyed a slight edge in second-chance points (6-2) and points in the paint (32-26). UW ended the game with 17 assists, 13 of which came in the first half.

"I thought we were a little flat in the first quarter," said Heather Ezell postgame.

"It was a lot of a preparation thing. We expected (Air Force) to press us and get up and make every catch tough, and credit to them, they changed from the first meeting. It made us have to work a little bit differently then what we prepared for, so that first quarter was flat, but then I thought we figured it out in the second."

### SERIES HISTORY AGAINST AIR FORCE

Wyoming swept the series this season against Air Force and now leads the all-time series, 62-4. The Cowgirls and Falcons have met one other time at the Mountain West Championship. The Cowgirls won that meeting 70-48 in 2015. UW won in Colorado Springs, 62-50 on January 22. In the February 12 meeting in Laramie, the Cowgirls prevailed 64-56. In eight career games against Air Force, Allyson Fertig is averaging 16.3 points, 9.4 rebounds and two blocks per game while shooting 82.1-percent from the field (55-67).

### STAT COMPARISON

WYOMING	STAT	AFA
65.5	Points Scored	66.6
58.6	Points Allowed	63.2
6.9	Scoring Margin	3.4
.458	FG %	.405
.395	Def. FG %	.439
.334	3-PT %	.321
.308	3-PT Def. %	.312
.682	Free Throw %	.720
8.7	Off. Rebs	11.4
35.8	Total Rebs.	32.5
3.5	Reb. Margin	-4.2
16.3	Assists	13.3
13.9	Turnovers	13.7
5.8	Steals	10.7
3.6	Blocks	2.4
13.6	Fouls	16.0

### TEAM LEADERS

WYOMING	STAT	AFA
Fertig (18.9)	Pts	Perry (15.9)
Fertig (11.0)	Rebs	McNabb (6.8)
Mellema (3.1)	Asst	Huntimer (4.6)
Mellema (2.1)	Stl	Smith (2.5)
Fertig (1.8)	Blk	McNabb (1.1)

### SERIES HISTORY VS AFA - Since 2008

Date	Score	Site
1/6/08	W 75-59	A
2/16/08	W 60-32	H
1/28/09	W 52-41	A
2/28/09	W 63-34	H
1/30/10	W 98-37	H
3/3/10	W 87-60	A
1/22/11	W 96-54	H
2/23/11	W 81-57	A
1/18/12	W 98-36	H
2/15/12	W 71-58	A
1/26/13	W 86-48	A
2/27/13	W 88-63	H
1/22/14	W 82-47	H
2/26/14	W 73-32	A
2/7/15	W 74-51	H
3/9/15	W 70-48	N
1/6/16	W 67-45	A
2/3/16	W 84-56	H
12/29/16	W 66-54	A
2/4/17	W 73-41	H
2/27/18	L 47-57	A
2/6/19	W 80-60	H
3/2/19	W 59-56 OT	A
12/4/19	W 65-63	A
2/22/20	W 68-52	H
1/16/21	W 55-49	H
1/18/21	W 59-46	H
1/15/22	W 57-54	H
2/2/22	L 45-47	A
1/11/23	W 61-60	A
2/11/23	W 62-56	H
1/6/24	W 68-51	A
1/24/24	W 66-63	H
1/22/25	W 62-50	A
2/12/25	W 64-56	H

### Stats for Returning Players Air Force

Player	G/GS	FG-FGA	PCT	3FG-3FGA	PCT	FTM-FTA	PCT	Reb/RPG	Asst/APG	TO/TPG	BLK/BPG	STL/SPG	PTS/PPG
Allyson Fertig	8/8	55-67	.821	1-1	1.000	19-28	.679	75/9.4	6/0.8	7/0.9	16/2.0	4/0.5	130/16.3
Emily Mellema	8/4	17-45	.378	3-9	.333	8-13	.615	21/2.6	15/1.9	25/3.1	2/0.3	13/1.6	45/5.6
Tess Barnes	7/4	12-33	.364	8-23	.348	0-0	.000	15/2.1	11/1.6	15/2.1	2/0.3	4/0.6	32/4.6
Ola Ustowska	8/4	6-13	.462	2-8	.250	1-4	.250	16/2.0	16/2.0	17/2.1	1/0.1	2/0.3	15/1.9
M. Dickerson	10/2	22-57	.386	5-20	.250	16-20	.800	18/1.8	9/0.9	14/1.4	1/0.1	4/0.4	65/6.5
M. Pedersen	6/6	29-48	.604	4-10	.400	20-21	.952	19/3.2	22/3.7	11/1.8	1/0.2	5/0.8	82/13.7
Madi Symons	4/0	3-4	.750	1-1	1.000	1-2	.500	6/1.5	2/0.5	6/1.5	0/0.0	3/0.8	8/2.0
Kati Ollilainen	4/0	4-10	.400	1-5	.200	2-6	.333	7/1.8	7/1.8	4/1.0	1/0.3	1/0.3	11/2.8
Karoline Lundin	1/0	0-1	.000	0-0	.000	0-0	.000	0/0.0	0/0.0	1/1.0	0/0.0	0/0.0	0/0.0
H. Karlsdottir	1/0	0-1	.000	0-0	.000	0-0	.000	1/1.0	0/0.0	0/0.0	0/0.0	0/0.0	0/0.0
Payton Muma	2/0	0-1	.000	0-1	.000	0-0	.000	1/1.0	0/0.0	2/1.0	0/0.0	0/0.0	0/0.0
Joslin Igo	1/0	0-0	.000	0-0	.000	0-0	.000	0/0.0	0/0.0	0/0.0	0/0.0	0/0.0	0/0.0
Logann Alvar	1/0	0-0	.000	0-0	.000	0-0	.000	0/0.0	0/0.0	0/0.0	0/0.0	0/0.0	0/0.0

## SCOUTING THE OPPONENT - UTAH STATE

### SCOUTING UTAH STATE

Utah State is led by one of the league's top scorers in Cheyenne Stubbs, who is averaging 16.4 points per game. Stubbs is the only Aggie averaging in double figures this season. Stubbs also leads the team with 53 3-pointers and is second in steals (36) and assists (64). Carlie Latta leads USU with 71 assists. Sophie Sene leads the team averaging 5.4 rebounds per game while Jamisyn Heaton's 5.3 per is second. Gracie Johnson leads the team with 26 blocks.

The Aggies average 65.7 points per game and are allowing 78.4 a contest. USU is shooting 37.2-percent from the floor and 29-percent from beyond-the-arc on 8.3 makes per contest. Opponents shoot it at 45.5-percent from the field and 36.5-percent from 3-point range. Utah State has a minus-nine rebounding margin and is allowing 17.6 assists per game. The Aggies commit fewer turnovers per game than their opponents.

### LAST TIME AGAINST UTAH STATE

LARAMIE, Wyo. (Jan. 1, 2025) – The Wyoming Cowgirls opened the New Year and conference play with a wire-to-wire victory Wednesday over Utah State. The Cowgirls, who move above .500 for the first time this season, opened Mountain West play with a 73-53 win over the Aggies.

Wyoming (7-6, 1-0 MW) made four of the first five baskets of the contest to open with an early 10-3 lead. The margin was 10-5 at the first media timeout. After the timeout, both teams traded hoops before Kati Ollilainen's three-point play pushed the Cowgirl advantage to 15-7. That was the score at the end of the quarter, as well.

The Cowgirls pushed the lead to double digits to open the second before USU would respond with back-to-back 3-pointers. After back-to-back hoops from McKinley Dickerson, the two teams traded baskets as the offense in the second began to pick up. Utah State would call a timeout with 6:07 left in the half after an Emily Mellema 3-pointer made it 26-17 in favor of UW.

Following the timeout, the lead was lengthened to 16, forcing another Aggies timeout with 3:41 remaining in the frame. The remainder of the first half saw the two teams exchanging points. The Wyoming lead was 40-25 going into the break. Malene Pedersen had 14 first half points.

Utah State got the first four points to open the second half as the Wyoming offense was cold out of the half. The Cowgirls would eventually respond and go back up by 15 before the media timeout. The score was 44-32 at the media. Out of the timeout, the Aggies continued to cut into the Cowgirl lead, making it single digits at just 45-37. Wyoming carried a 51-39 lead into the fourth quarter.

The Aggies called an early fourth quarter timeout after a Wyoming jumper made it 53-41 with just under nine minutes to play. Following the timeout, a Ollilainen corner 3-pointer and an Allyson Fertig layup made it 58-42 with 6:30 left. The margin was pushed to 19 after another Ollilainen 3-pointer forced a Utah State timeout with 4:33 left. The rest of the contest was in hand by the Cowgirls as they cruised the rest of the way, even leading by as many as 21 with a little under three minutes to go.

Pedersen finished the game just off her career-high, scoring 22 points on 7-of-13 shooting. Fertig was one rebound shy of a double-double as she finished with 14 points and nine boards. Ollilainen, who made her first-career start in the win, had 11 points and five assists. Dickerson, meanwhile, scored a season-high 11 on 5-of-8 from the field. Mellema had a strong all-around game, as she tallied a game-high six assists to go along with six rebounds, two blocks and a pair of steals.

"I thought we started just a little slow, knocking off a little bit of rust from the Holiday Break," said Heather Ezell postgame.

"But, once we understood the defense they were in and what we were doing, I thought we really executed on that end. I thought we guarded pretty dang well on the defensive end, especially from our guards. Overall, we wanted to take away their threes and I thought we did that well today."

Wyoming shot 46.4-percent from the field (26-56) and hit 8-of-19 (42-percent) from 3-point range. Utah State, meanwhile, shot just 30.6-percent (19-62) and made 5-of-23 from beyond-the-arc. The Cowgirls enjoyed a plus-eight advantage in points in the paint (32-24) and doubled-up the Aggies in second-chance points, 18-9. Both teams had six points off turnovers and 19 points from its benches.

### SERIES HISTORY AGAINST UTAH STATE

Wyoming leads the all-time series 33-10 and won the only meeting this season, 73-53 in the Mountain West opener. The Cowgirls are 3-0 at the Mountain West Championship against the Aggies. UW won 69-41 in the opening round of the 2021 tournament, in which the Cowgirls won the title.

### STAT COMPARISON

WYOMING	STAT	USU
65.5	Points Scored	65.7
58.6	Points Allowed	78.4
6.9	Scoring Margin	-12.7
.458	FG %	.372
.395	Def. FG %	.455
.334	3-PT %	.289
.308	3-PT Def. %	.365
.682	Free Throw %	.690
8.7	Off. Rebs	11.2
35.8	Total Rebs.	34.0
3.5	Reb. Margin	-9.0
16.3	Assists	11.6
13.9	Turnovers	16.9
5.8	Steals	8.7
3.6	Blocks	2.7
13.6	Fouls	18.9

### TEAM LEADERS

WYOMING	STAT	USU
Fertig (18.9)	Pts	Stubbs (16.4)
Fertig (11.0)	Rebs	Sene (5.4)
Mellema (3.1)	Asst	Latta (2.4)
Mellema (2.1)	Stl	Tarver (2.1)
Fertig (1.8)	Blk	Johnson (1.0)

### SERIES HISTORY VS USU\* - Since 1987

Date	Score	Site
2/12/87	W 84-61	A
3/5/87	W 95-52	H
12/19/05	W 73-59	A
12/17/06	W 62-43	H
12/23/10	W 80-50	A
11/11/11	L 56-62	H
2/1/14	L 75-80	A
3/4/14	L 80-84	H
1/28/15	W 86-51	H
3/3/15	W 61-57	A
2/6/16	L 75-84	A
1/11/17	W 71-48	A
2/11/17	W 59-40	H
1/20/18	W 61-44	H
2/7/18	W 64-46	A
1/12/19	L 42-50	A
2/13/19	W 53-35	H
3/11/19	W 64-42	N
1/29/20	W 65-54	A
2/19/20	W 64-45	H
3/2/20	W 64-59	N
2/11/21	W 68-56	H
2/13/21	W 79-42	H
3/7/21	W 69-41	N
1/22/22	L 66-76	A
1/26/23	W 64-52	A
2/8/23	W 70-48	H
1/3/24	W 54-48	A
2/7/24	W 62-47	H
1/1/25	W 73-53	H

### Stats for Returning Players Utah State

Player	G/GS	FG-FGA	PCT	3FG-3FGA	PCT	FTM-FTA	PCT	Reb/RPG	Asst/APG	TO/TPG	BLK/BPG	STL/SPG	PTS/PPG
M. Dickerson	9/1	24-68	.353	11-34	.324	14-18	.778	25/2.8	14/1.6	11/1.2	0/0.0	8/0.9	93/10.3
Allyson Fertig	6/6	39-57	.684	0-0	.000	21-26	.808	59/9.8	3/0.5	6/1.0	11/1.8	4/0.7	99/16.5
M. Pedersen	5/5	18-46	.391	8-17	.471	15-16	.938	17/3.4	14/2.8	10/2.0	0/0.0	3/0.6	57/11.4
Emily Mellema	6/3	15-49	.306	3-15	.200	8-9	.889	22/3.7	20/3.3	13/2.2	3/0.5	11/1.8	41/6.8
Tess Barnes	6/3	10-39	.256	6-31	.194	6-7	.857	27/4.5	4/0.7	7/1.2	6/1.0	5/0.8	32/5.3
Ola Ustowska	6/2	7-28	.250	6-20	.300	0-0	.000	8/1.5	9/1.5	7/1.2	1/0.2	4/0.7	20/3.3
Madi Symons	3/0	2-3	.667	0-0	.000	1-4	.250	6/2.0	2/0.7	6/2.0	0/0.0	1/0.3	5/1.7
Joslin Igo	1/0	0-0	.000	0-0	.000	0-0	.000	0/0.0	0/0.0	0/0.0	0/0.0	0/0.0	0/0.0
Kati Ollilainen	2/1	5-11	.455	2-5	.400	1-1	1.000	6/3.0	6/3.0	0/0.0	0/0.0	2/1.0	13/6.5
K. Lundin	1/0	0-0	.000	0-0	.000	1-2	.500	1/1.0	0/0.0	0/0.0	0/0.0	0/0.0	1/1.0
H. Karlsdottir	1/0	1-1	1.000	0-0	.000	1-2	.500	5/5.0	0/0.0	1/1.0	1/1.0	0/0.0	3/3.0
Payton Muma	1/0	1-3	.333	1-3	.333	0-0	.000	2/2.0	1/1.0	1/1.0	0/0.0	0/0.0	3/3.0



## CAREER RECORDS WATCH

(next closest Cowgirl listed if none are on the main list)

### Points

1. 1933 Christine Fairless, 1985-89
2. 1842 Michele Hoppes, 1984-87
3. **1787 Allyson Fertig, 2021-pres.**
4. 1782 Amy Burnett, 1992-95
5. 1769 Kayla Woodward, 2012-15
6. 1746 Hanna Zavec, 2005-08
7. 1692 Carrie Bacon, 1999-2003
8. 1654 Aubrey Vandiver, 2007-11
9. 1578 Rita Makovicka, 1980-83
10. 1526 Marie Kauffman, 1989-92
11. 1521 Lori Kline, 1979-82
12. 1485 Hillary Carlson, 2008-11
13. 1461 Quinn Weidemann, 2018-23
14. 1425 Ashley Elliott, 2002-05
15. 1424 Kaitlyn Miletto, 2012-15
16. 1402 Marta Gomez, 2016-19
17. 1337 Marquell Dent, 2013-16
18. 1278 Courtney Stapp, 1995-98
19. 1252 Chandra Sewell, 2010-13
20. 1201 Liv Roberts, 2015-18
21. 1152 Jodi Bolerjack, 2005-08
22. **1153 McKinley Dickerson 2019-pres.**
23. **1150 Malene Pedersen, 2022-pres.**
24. 1142 Taylor Rusk, 2017-20
25. 1046 Linda Gilpin, 1976-79

### Field Goals

1. 865 Christine Fairless, 1985-89
2. 760 Michele Hoppes, 1984-87
3. **737 Allyson Fertig, 2021-present**
4. 648 Kayla Woodward, 2012-15
5. 642 Rita Makovicka, 1980-83
6. 632 Marie Kauffman, 1989-92
6. 632 Carrie Bacon, 1999-2003
8. 625 Lori Kline, 1979-82
9. 611 Aubrey Vandiver, 2007-11
10. 564 Hanna Zavec, 2005-08
11. 551 Amy Burnett, 1992-95
12. 508 Hillary Carlson, 2008-11
13. 494 Marta Gomez, 2016-19
14. 494 Quinn Weidemann, 2018-23
15. 489 Kaitlyn Miletto, 2012-15
16. 477 Marquell Dent, 2013-16
17. 465 Chandra Sewell, 2010-13
18. 454 Ashley Elliott, 2002-05
19. 444 Courtney Stapp, 1995-98
20. 436 Taylor Rusk, 2017-20
22. **430 Malene Pedersen, 2022-pres.**
21. 424 Linda Gilpin, 1976-79
23. **413 McKinley Dickerson 2019-pres.**
24. 408 Liv Roberts, 2015-18
25. 407 Jessica Thompson, 1994-97
26. 405 Yvette Plumlee, 1987-91

### Field Goal Attempts

1. 1681 Michele Hoppes, 1984-87
2. 1668 Christine Fairless, 1985-89
3. 1557 Kayla Woodward, 2012-15
4. 1496 Lori Kline, 1979-82
5. 1398 Carrie Bacon, 1999-2003
6. 1385 Hanna Zavec, 2005-08
7. 1329 Aubrey Vandiver, 2007-11
8. 1312 Kaitlyn Miletto, 2012-15
9. **1283 Allyson Fertig, 2021-present**
10. 1238 Ashley Elliott, 2002-05
11. 1233 Quinn Weidemann, 2018-23
12. 1205 Maria Kauffman 1989-92
13. 1199 Rita Makovicka, 1980-83
14. 1182 Marquell Dent, 2013-16
15. 1169 Courtney Stapp, 1995-98
16. 1154 Dale Ann Meeker, 1977-79
17. 1058 Marta Gomez, 2016-19
18. 1042 Hillary Carlson, 2008-11
19. **1042 McKinley Dickerson 2019-pres.**
20. 1034 Jessica Cross, 1994-97
21. 983 Kim Buston, 1987-90
22. 977 Chandra Sewell, 2010-13
23. 968 Shelby Hoffman, 1998-01
24. 964 Taylor Rusk, 2017-20
25. 961 Linda Gilpin, 1976-79

### Free Throws

1. 597 Amy Burnett, 1992-95
2. 472 Hanna Zavec, 2005-08
3. 404 Hillary Carlson, 2008-11
4. 390 Carrie Bacon, 1999-2003
5. 318 Michele Hoppes, 1984-87
- 318 Chandra Sewell, 2010-13
7. 312 Ashley Elliott, 2002-05
8. 311 Marquell Dent, 2013-16
9. **309 Allyson Fertig 2021-present**
10. 297 Ann McColl, 2000-2003
11. 293 Rita Makovicka, 1980-83
12. 285 Bailee Cotton, 2015-19
13. 275 Liv Roberts, 2015-2018
- 275 Aubrey Vandiver, 2007-11
15. 271 Lori Kline, 1979-82
16. 262 Jodi Bolerjack, 2005-08
17. 261 Marie Kauffman, 1989-92
18. 236 Brenda Pickup, 2001-04
19. 231 Kayla Woodward, 2012-15
20. 222 Quinn Weidemann, 2018-23
21. 221 Darci Arsene, 2000-2003
22. 220 Rebecca Tomlin, 1996-99
23. 214 Megan McGuffey, 2006-09
24. 207 Courtney Stapp, 1995-98
25. 199 Yvette Plumlee, 1987-91
26. 198 Linda Gilpin, 1976-79
- 186 McKinley Dickerson 2019-pres.**

### Free Throw Attempts

1. 714 Amy Burnett, 1992-95
2. 670 Hanna Zavec, 2005-08
3. 619 Carrie Bacon, 1999-2003
4. 510 Hillary Carlson, 2008-11
5. 462 Michele Hoppes, 1984-87
6. **459 Allyson Fertig, 2021-present**
7. 458 Lori Kline, 1979-82
8. 446 Marquell Dent, 2013-16
9. 440 Chandra Sewell, 2010-13
10. 431 Rita Makovicka, 1980-83
11. 410 Aubrey Vandiver, 2007-11
12. 399 Bailee Cotton, 2015-19
13. 394 Marie Kauffman, 1989-92
14. 388 Ann McColl, 2000-2003
15. 377 Ashley Elliott, 2002-05
16. 362 Rosann Wisroth, 1977-79
17. 351 Linda Gilpin, 1976-79
18. 349 Rebecca Tomlin, 1996-99
19. 348 Liv Roberts, 2015-18
20. 337 Brenda Pickup, 2001-04
21. 320 Sharon Harp Guthrie, 1983-86
22. 319 Yvette Plumlee, 1987-91
23. 317 Jodi Bolerjack, 2005-08
24. 306 Megan McGuffey, 2006-09
25. 300 Darci Arsene, 2000-03

### Three-Point Field Goals

1. 285 Kaitlyn Miletto, 2012-15
2. 253 Marta Gomez, 2016-19
3. 251 Quinn Weidemann, 2018-23
4. 242 Kayla Woodward, 2012-15
5. 215 Shelby Hoffman, 1998-01
6. 205 Ashley Elliott, 2002-05
7. 200 Jodi Bolerjack, 2005-08
8. 184 Taylor Rusk, 2017-20
9. 183 Courtney Stapp, 1995-98
10. 157 Aubrey Vandiver, 2007-11
11. 154 Justyna Podziemska, 2007-08
12. **148 Tess Barnes, 2021-present**
13. 146 Hanna Zavec, 2005-08
14. **136 McKinley Dickerson 2019-pres.**
15. 127 Jade Kennedy, 2008-11
16. 125 Jessica Cross, 1994-97
- 125 Carly Stucky, 2000-2002
18. 119 Kristen Scheffler, 2009-11
19. 110 Liv Roberts, 2015-18
20. 109 Natalie Baker, 2015-18
21. **105 Malene Pedersen, 2022-pres.**
21. 94 Krista Treide, 1988-91
22. 93 Ashley Sickles, 2009-13
23. 89 Alba Sanchez Ramos, 2018-22
- 88 Emily Mellema, 2021-pres.**
- 88 Ola Ustowska, 2020-pres.**

### Three-Point Field Goal Attempts

1. 743 Kaitlyn Miletto, 2012-15
2. 658 Shelby Hoffman, 1998-01
3. 642 Kayla Woodward, 2012-15
4. 632 Quinn Weidemann, 2018-23
5. 584 Ashley Elliott, 2002-05
6. 579 Marta Gomez, 2016-19
7. 528 Jodi Bolerjack, 2005-08
8. 525 Courtney Stapp, 1995-98
9. 463 Taylor Rusk, 2017-20
10. 447 Aubrey Vandiver, 2007-11
11. **443 Tess Barnes, 2021-present**
- 443 Hanna Zavec, 2005-08
13. 438 Justyna Podziemska, 2007-08
14. 418 Jessica Cross, 1994-97
15. **414 McKinley Dickerson, 2019-pres.**
16. 364 Carly Stucky, 2000-2002
17. 358 Kristen Scheffler, 2009-11
18. 357 Natalie Baker, 2015-18
19. 327 Jade Kennedy, 2008-11
20. 304 Ashley Sickles, 2009-13
21. 302 Liv Roberts, 2015-18
22. **300 Ola Ustowska, 2020-pres.**
23. 296 Alba Sanchez Ramos, 2018-22
24. 279 Megan McGuffey, 2006-09
25. **273 Emily Mellema, 2021-present**

### Assists

1. 573 Lisa Daniels, 1985-88
2. 514 Marquell Dent, 2013-16
3. 432 Hanna Zavec, 2005-08
4. 396 Anna Knight, 1991-94
5. 394 Clara Tapia, 2016-19
6. 391 Brenda Pickup, 2001-04
7. 375 Tommi Olson, 2018-23
8. 374 Jenny Przekwas, 1983-86
9. 352 Mickey Alexander, 1988-90
10. 330 Ashley Elliott, 2002-05
11. 329 Taylor Rusk, 2017-20
12. 323 Quinn Weidemann, 2018-23
13. 313 Valerie Harrison, 1991-92
14. 310 Christine Fairless, 1985-89
15. 292 Courtney Stapp, 1995-98
16. **291 Emily Mellema, 2021-pres.**
17. 280 Aubrey Vandiver, 2007-11
18. 268 Randi Richardson, 2009-11
19. 252 Jade Kennedy, 2008-11
20. 247 Kayla Woodward, 2012-15
21. **241 Ola Ustowska, 2020-pres.**
- 241 Chandra Sewell, 2010-13
23. 236 Jessica Cross, 1994-97
24. **235 Malene Pedersen, 2022-pres.**
25. 220 Carrie Bacon, 1999-2003

### Rebounds

1. **1152 Allyson Fertig, 2021-present**
2. 1104 Michele Hoppes, 1984-87
3. 1006 Rita Makovicka, 1980-83
4. 947 Lori Kline, 1979-82
5. 936 Aubrey Vandiver, 2007-11
6. 890 Linda Gilpin, 1976-79
7. 872 Marie Kauffman 1989-92
8. 829 Amy Burnett, 1992-95
9. 812 Kayla Woodward, 2012-15
10. 785 Chandra Sewell, 2010-13
11. 770 Dale Ann Meeker, 1977-79
12. 761 Carrie Bacon, 1999-2003
13. 747 Hanna Zavec, 2005-08
14. 741 Bailee Cotton, 2015-19
15. 701 Rosann Wisroth, 1977-79
16. 678 Hillary Carlson, 2008-11
17. 616 Jessica Cross, 1994-97
18. 597 Liv Roberts, 2015-2018
19. 583 Megan McGuffey, 2006-09
20. 582 Yvette Plumlee, 1987-91
21. 557 Lisa Hynes, 1980-83
22. 555 Jessica Thompson, 1994-97
23. 543 Rebecca Tomlin, 1996-99
24. 522 Natalie Baker, 2015-18
25. 519 Ann McColl, 2000-03

### Blocked Shots

1. 322 Lori Kline, 1979-82
2. 212 Hillary Carlson, 2008-11
3. **204 Allyson Fertig, 2021-present**
4. 162 Hanna Zavec, 2005-08
5. 134 Michele Hoppes, 1984-87
6. 117 Jessica Thompson, 1994-97
7. 94 Rebecca Vanderjagt, 2006-09
8. 81 Chandra Sewell, 2010-13
9. 79 Yvette Plumlee, 1987-91
10. 77 Ashley Sickles, 2009-13
11. 66 Lisa Hynes, 1980-83
12. 64 Justyna Podziemska, 2007-08
13. 63 Jade Kennedy, 2008-11
14. 61 Bailee Cotton, 2015-19
15. 60 Jessica Thompson, 1994-95
16. 58 Sharon Harp Guthrie, 1983-86
17. 56 Rita Makovicka, 1980-83
18. 52 Linda Gilpin, 1976-79
19. 50 Beth Cotton, 1980-81
20. 49 Kayla Woodward, 2012-15
21. 43 Carrie Bacon, 1999-03

### Steals

1. 279 Lisa Daniels, 1985-88
2. 226 Hanna Zavec, 2005-08
3. 209 Brenda Pickup, 2001-04
4. 187 Ashley Elliott, 2002-05
- 187 Yvette Plumlee, 1987-91
6. 181 Marquell Dent, 2013-16
7. 172 Tommi Olson, 2018-23
8. 169 Carrie Bacon, 1999-2003
9. 156 Aubrey Vandiver, 2007-11
10. 155 Jenny Przekwas, 1983-86
11. 151 Rita Makovicka, 1980-83
12. 150 Elsa Gonzalez, 1981-84
13. **148 Emily Mellema, 2021-present**
14. 147 Kayla Woodward, 2012-15
15. 143 Marie Kauffman, 1989-92
16. 129 Jessica Gibbs, 2000-01
17. 126 Quinn Weidemann, 2018-23
18. 124 Carly Stucky, 2000-02
19. 120 Lori Kline, 1979-82
20. 119 Jodi Bolerjack 2005-08
21. 118 Bailee Cotton, 2015-19
22. 116 Taylor Rusk, 2017-20
23. 115 Kristy Bennett, 1982-83
24. 114 Erin Hicks, 2005-2006
25. 113 Mickey Alexander, 1988-90

### Games Played

1. 149 Quinn Weidemann, 2018-23
2. **137 McKinley Dickerson 2019-pres.**
3. 133 Aubrey Vandiver, 2007-11
4. **128 Ola Ustowska, 2020-pres.**
- 128 Marta Gomez, 2016-19
- 128 Taylor Rusk, 2017-20
- 128 Tommi Olson, 2018-23
8. **127 Emily Mellema, 2021-pres.**
9. **126 Allyson Fertig, 2021-pres.**
10. 125 Dominique Sisk, 2005-08
- 125 Megan McGuffey, 2006-09
12. 124 Hanna Zavec, 2005-08
- 124 Jodi Bolerjack, 2005-08
- 124 Chandra Sewell, 2010-13
15. 122 Kayla Woodward, 2012-15
- 122 Kaitlyn Miletto, 2012-15
17. 121 Rebecca Vanderjagt, 2006-09
18. 120 Marie Kauffman, 1989-92
19. 119 Lisa Hynes, 1980-83
20. 117 Bailee Cotton, 2015-19
- 117 Debra Reed, 1978-71
- 117 Marquell Dent, 2013-16
23. 116 Lori Kline, 1979-82
24. 115 Ashley Elliott, 2002-05
- 115 Rita Makovicka, 1980-83
- 115 Hillary Carlson, 2008-11
- 114 Tess Barnes, 2021-present**





## 2024-25 TEAM SUPERLATIVES

### 2024-25 SEASON TRENDS

Overall Record: 20-10, 14-4 MW

When the Cowgirls:.....They are:

Play day games.....12-5

Play night games.....8-5

Lead at halftime.....16-3

Trail at halftime.....3-7

Are tied at halftime.....1-0

Shoot better from the field than opponent.....18-4

Shoot worse from the field than opponent.....1-6

Shoot the same from the field as opponent.....0-0

Shoot better from three-point range than opponent.....14-4

Shoot worse from three-point range than opponent.....6-6

Shoot the same from three-point range as opponent.....0-0

Shoot better from the free-throw line than opponent.....12-2

Shoot worse from the free-throw line than opponent.....8-7

Shoot the same from the free-throw line as opponnet.....0-1

Outrebound opponent.....15-5

Are outrebounded by opponent.....4-4

Are even in rebounds with opponent.....1-0

Have more offensive rebounds than opponent.....8-4

Have fewer offensive rebounds than opponent.....7-6

Have the same number of offensive rebounds.....5-0

Have more defensive rebounds than opponent.....16-6

Have fewer defensive rebounds than opponnet.....2-3

Have the same number of defensive rebounds.....2-1

Commit fewer fouls than opponent.....14-6

Commit more fouls than opponent.....5-3

Commit the same number of fouls.....1-1

Have more assists than opponent.....20-8

Have fewer assists than opponent.....0-2

Have the same number of assists.....0-0

Commit fewer turnovers than opponent.....8-1

Commit more turnovers than opponent.....10-8

Commit the same number of turnovers.....2-1

Block more shots than opponent.....11-6

Block fewer shots than opponent.....7-4

Block the same number of shots.....2-0

Have more steals than opponent.....11-2

Have fewer steals than opponet.....8-7

Have the same number of steals.....1-1

Starting frontcourt outscores opponent's.....19-9

Starting frontcourt is outscored by opponent's.....1-1

Starting frontcourt scores the same.....0-0

Starting backcourt outscores opponent's.....12-2

Starting backcourt is outscored by opponent's.....8-8

Starting backcourt scores the same.....0-0

Bench outscores opponent's.....7-0

Bench is outscored by opponent's.....12-10

Bench scores the same.....1-0

### WYOMING'S POINTS SCORED vs POINTS ALLOWED

Record When Scoring .....	Points .....	Record When Allowing
0-0 .....	0-29 .....	0-0
0-0 .....	30-39 .....	0-0
1-1 .....	40-49 .....	5-0
2-4 .....	50-59 .....	10-2
7-3 .....	60-69 .....	4-3
9-2 .....	70-79 .....	1-5
1-0 .....	80-89 .....	0-0
0-0 .....	90-99 .....	0-0
0-0 .....	100+ .....	0-0

### WYOMING'S RECORD WHEN THE MARGIN IS...

1	2	3	4	5	6
0-1	0-0	1-0	0-0	4-2	0-2
7	8	9	10-15	16-20	20+
1-0	1-0	1-1	6-3	1-1	5-0

### WYOMING'S RECORD BY MONTH

Nov.	Dec.	Jan.	Feb.	March
2-3	2-2	6-3	6-1	2-0

### WYOMING'S RECORD BY DAY OF THE WEEK

Sun.	Mon.	Tues.	Wed.	Thurs.	Fri.	Sat.
1-2	0-1	0-2	8-1	1-0	1-2	8-2

### WYOMING'S STARTERS vs BENCH PRODUCTION

	Starters Total/% Team	Bench Total/% Team
Minutes	3,975/73.3%	1,450/26.7%
Points	1,451/81.7%	324/18.3%
Rebounds	658/77.4%	192/22.6%

### MISCELLANEOUS STATISTICS

No.	Player	Games	Double Figure Scoring	20-Pt. Games	Double Figure Reb (Asst)	Double Doubles
1	Alvar	21				
2	Mellema	30	15	3	1	
3	Muma	18	1			
4	Proctor	1				
5	Barnes	28	14	1		
10	Beslic	6				
11	Symons	28				
12	Pedersen	30	25	6		
13	Lundin	11				
14	Ollilainen	30	3			
15	Karlsdottir	17				
23	Igo	7				
25	Hamlin	8				
30	Ustowska	29	1			
42	Dickerson	25	5			
45	Fertig	29	28	13	13	12

### 2024-25 SPECIALTY STATS

No.	Player	FTs under 1 min/OT	Charges Drawn	Opening Tip Record
1	Alvar			
2	Mellema	7-9 (.778)	1	
3	Muma			
4	Proctor			
5	Barnes	6-8 (.750)		
10	Beslic	0-2 (.000)		
11	Symons	1-4 (.200)		0-1
12	Pedersen	13-14 (.929)	1	
13	Lundin			
14	Ollilainen	2-2 (1.000)	3	
15	Karlsdottir			
23	Igo			
25	Hamlin			
30	Ustowska	0-2 (.000)	1	
42	Dickerson	0-2 (.000)	1	
45	Fertig	4-8 (.500)		23-6





# 2024-25 TEAM STATISTICS - ALL GAMES



## 2024-25 Wyoming Women's Basketball Combined Team Statistics All games

Page 1/1  
as of Mar 06, 2025

### Game Records

Record	Overall	Home	Away	Neutral
ALL GAMES	20-10	11-2	7-7	2-1
CONFERENCE	14-4	8-1	6-3	0-0
NON-CONFERENCE	6-6	3-1	1-4	2-1

### Score by Periods

Team	1st	2nd	3rd	4th	OT	TOT
Wyoming	518	486	483	473	4	1964
Opponents	410	442	421	481	5	1759

### Team Box Score

No.	Player				Total		3-Point		F-Throw		Rebounds												
		GP-GS	MIN	AVG	FG-FGA	FG%	3FG-3FGA	3FG%	FT-FTA	FT%	OFF	DEF	TOT	AVG	PF	DQ	A	TO	BLK	STL	PTS	AVG	
45	FERTIG, Allyson	29-29	937:01	32.3	230-395	.582	2-12	.167	87-137	.635	107	212	319	11.0	67	0	43	69	53	13	549	18.9	
12	PEDERSEN, Malene	30-30	959:26	32.0	160-329	.486	44-114	.386	49-55	.891	18	91	109	3.6	28	0	83	35	3	22	413	13.8	
2	MELLEMA, Emily	30-30	923:53	30.8	110-257	.428	34-85	.400	53-77	.688	21	92	113	3.8	62	1	94	71	19	62	307	10.2	
5	BARNES, Tess	28-27	830:28	29.7	94-225	.418	48-134	.358	33-40	.825	17	94	111	4.0	62	2	68	58	10	19	269	9.6	
42	DICKERSON, McKinley	25-0	350:51	14.0	45-110	.409	11-45	.244	22-32	.688	9	38	47	1.9	25	0	30	19	4	9	123	4.9	
14	OLLILAINEN, Kati	30-1	478:08	15.9	45-97	.464	9-36	.250	15-21	.714	3	57	60	2.0	30	0	38	33	2	10	114	3.8	
34	USTOWSKA, Ola	29-29	693:26	23.9	27-90	.300	21-73	.288	1-5	.200	7	72	79	2.7	49	0	92	37	8	18	76	2.6	
3	MUMA, Payton	18-0	140:26	7.8	10-41	.244	6-26	.231	2-4	.500	1	9	10	0.6	13	0	11	14	2	3	28	1.6	
13	LUNDIN, Karoline	11-0	52:14	4.7	6-19	.316	3-10	.300	1-2	.500	0	4	4	0.4	6	0	2	4	0	0	16	1.5	
1	ALVAR, Logann	21-0	167:01	8.0	11-20	.550	2-2	1.000	1-5	.200	14	22	36	1.7	15	0	3	7	2	1	25	1.2	
11	SYMONS, Madi	28-4	337:19	12.0	10-34	.294	3-9	.333	4-14	.286	3	36	39	1.4	40	0	19	27	3	13	27	1.0	
15	KARLSDOTTIR, Heidur	17-0	93:45	5.5	4-17	.235	0-0	.000	6-8	.750	11	17	28	1.6	4	0	2	7	2	3	14	0.8	
23	IGO, Joslin	7-0	12:26	1.8	1-3	.333	1-3	.333	0-0	.000	0	1	1	0.1	0	0	0	0	0	0	3	0.4	
25	HAMLIN, Mikyn	8-0	27:19	3.4	0-4	.000	0-2	.000	0-0	.000	0	0	0	0.0	4	0	0	2	1	0	0	0.0	
10	BESLIC, Lana	6-0	19:19	3.2	0-2	.000	0-0	.000	0-2	.000	0	1	1	0.2	3	0	3	4	0	0	0	0.0	
4	PROCTOR, Fia	1-0	01:57	2.0	0-0	.000	0-0	.000	0-0	.000	0	0	0	0.0	0	0	0	0	0	0	0	0.0	
Team											51	67	118				29						
Total		30	6025		753-1643	.458	184-551	.334	274-402	.682	262	813	1075	35.8	408	3	488	416	109	173	1964	65.5	
Opponents		30	6025		680-1721	.395	153-497	.308	246-363	.678	281	687	968	32.3	446	12	304	361	85	198	1759	58.6	

### Team Statistics

	UW	OPP
<b>Scoring</b>	<b>1964</b>	<b>1759</b>
Points per game	65.5	58.6
Scoring margin	+6.8	-
<b>Field goals-att</b>	<b>753-1643</b>	<b>680-1721</b>
Field goal pct	.458	.395
<b>3 point fg-att</b>	<b>184-551</b>	<b>153-497</b>
3-point FG pct	.334	.308
3-pt FG made per game	6.1	5.1
<b>Free throws-att</b>	<b>274-402</b>	<b>246-363</b>
Free throw pct	.682	.678
F-Throws made per game	9.1	8.2
<b>Rebounds</b>	<b>1075</b>	<b>968</b>
Rebounds per game	35.8	32.3
Rebounding margin	+3.6	-
<b>Assists</b>	<b>488</b>	<b>304</b>
Assists per game	16.3	10.1
<b>Turnovers</b>	<b>416</b>	<b>361</b>
Turnovers per game	13.9	12.0
Turnover margin	-1.8	-
Assist/turnover ratio	1.2	0.8
<b>Steals</b>	<b>173</b>	<b>198</b>
Steals per game	5.8	6.6
<b>Blocks</b>	<b>109</b>	<b>85</b>
Blocks per game	3.6	2.8
<b>Winning streak</b>	<b>4</b>	<b>-</b>
Home win streak	5	-
<b>Attendance</b>	<b>35612</b>	<b>26864</b>
Home games-Avg/Game	13-2739	14-1919
Neutral site-Avg/Game	-	3-250

### Team Results

Date	Opponent	Score	Att.
11/04/2024	Colorado	L 50-56	3866
11/09/2024	at BYU	L 63-76	1396
11/13/2024	Regis (CO)	W 69-57	2087
11/17/2024	at Gonzaga	L 51-62	5288
11/22/2024	Colo. Christian	W 80-54	4766
11/28/2024	vs Drake	W 71-57	250
11/29/2024	vs Norfolk St.	L 47-56	250
11/30/2024	vs Virginia	W 71-66	250
12/06/2024	at Missouri St.	L 50-62	2155
12/15/2024	at South Dakota	W 79-45	1485
12/17/2024	at Creighton	L 60-76	1066
12/21/2024	North Dakota	W 73-41	2311
01/01/2025	Utah St.	W 73-53	2463
01/04/2025	at Fresno St.	W 68-59	1198
01/08/2025	at New Mexico	L 67-73	4470
01/11/2025	San Diego St.	W 78-71	2344
01/15/2025	Nevada	W 66-61	1958
01/19/2025	at UNLV	Lot 71-72	1410
01/22/2025	at Air Force	W 62-50	466
01/25/2025	Colorado St.	L 56-61	2692
01/29/2025	at San Jose St.	W 77-64	286
02/01/2025	Boise St.	W 79-45	2716
02/08/2025	at San Diego St.	W 64-51	1830
02/12/2025	Air Force	W 64-56	2163
02/15/2025	San Jose St.	W 59-54	2454
02/18/2025	at Boise St.	L 73-78	1594
02/22/2025	at Nevada	W 45-42	1608
02/26/2025	New Mexico	W 59-40	2191
03/01/2025	at Colorado St.	W 68-55	2612
03/05/2025	UNLV	W 71-66	3601



# 2024-25 TEAM STATISTICS - MOUNTAIN WEST GAMES



## 2024-25 Wyoming Women's Basketball Combined Team Statistics In Conference games

Page 1/1  
as of Mar 06, 2025

### Game Records

Record	Overall	Home	Away	Neutral
ALL GAMES	14-4	8-1	6-3	0-0
CONFERENCE	14-4	8-1	6-3	0-0
NON-CONFERENCE	0-0	0-0	0-0	0-0

### Score by Periods

Team	1st	2nd	3rd	4th	OT	TOT
Wyoming	323	288	291	294	4	1200
Opponents	238	289	245	274	5	1051

### Team Box Score

No.	Player				Total		3-Point		F-Throw		Rebounds														
		GP-GS	MIN	AVG	FG-FGA	FG%	3FG-3FGA	3FG%	FT-FTA	FT%	OFF	DEF	TOT	AVG	PF	DQ	A	TO	BLK	STL	PTS	AVG			
45	FERTIG, Allyson	17-17	585:22	34.4	142-243	.584	2-10	.200	45-78	.577	51	144	195	11.5	37	0	31	42	35	9	331	19.5			
12	PEDERSEN, Malene	18-18	587:17	32.6	108-204	.529	27-61	.443	34-37	.919	11	59	70	3.9	15	0	53	19	1	11	277	15.4			
2	MELLEMA, Emily	18-18	564:49	31.4	60-134	.448	21-50	.420	32-44	.727	11	51	62	3.4	34	0	55	44	12	39	173	9.6			
5	BARNES, Tess	18-18	544:33	30.3	54-137	.394	31-83	.373	17-20	.850	16	57	73	4.1	42	2	44	42	7	12	156	8.7			
42	DICKERSON, McKinley	18-0	280:10	15.6	38-83	.458	10-32	.313	21-29	.724	7	30	37	2.1	22	0	24	17	4	9	107	5.9			
14	OLLILAINEN, Kati	18-1	332:38	18.5	32-69	.464	9-23	.391	10-11	.909	1	39	40	2.2	20	0	29	18	1	6	83	4.6			
30	USTOWSKA, Ola	17-17	386:24	22.7	12-46	.261	9-36	.250	0-2	.000	2	34	36	2.1	29	0	60	18	4	12	33	1.9			
1	ALVAR, Logann	10-0	71:23	7.1	6-13	.462	1-1	1.000	0-0	.000	5	10	15	1.5	8	0	1	1	1	1	13	1.3			
11	SYMONS, Madi	16-1	179:47	11.2	6-18	.333	3-5	.600	1-4	.250	2	19	21	1.3	22	0	12	17	2	6	16	1.0			
15	KARLSDOTTIR, Heidur	9-0	32:50	3.6	2-6	.333	0-0	.000	1-2	.500	4	6	10	1.1	1	0	0	3	1	0	5	0.6			
3	MUMA, Payton	6-0	25:28	4.2	1-5	.200	1-5	.200	0-0	.000	1	3	4	0.7	4	0	2	5	0	0	3	0.5			
13	LUNDIN, Karoline	7-0	21:25	3.1	1-7	.143	0-3	.000	1-2	.500	0	1	1	0.1	2	0	1	2	0	0	3	0.4			
25	HAMLIN, Mikyn	2-0	05:41	2.8	0-0	.000	0-0	.000	0-0	.000	0	0	0	0.0	1	0	0	0	0	0	0	0.0			
23	IGO, Joslin	4-0	03:14	0.8	0-0	.000	0-0	.000	0-0	.000	0	0	0	0.0	0	0	0	0	0	0	0	0.0			
10	BESLIC, Lana	2-0	03:58	2.0	0-0	.000	0-0	.000	0-2	.000	0	0	0	0.0	0	0	0	1	0	0	0	0.0			
Team											37	41	78				18								
Total		18	3625		462-965	.479	114-309	.369	162-231	.701	148	494	642	35.7	237	2	312	247	68	105	1200	66.7			
Opponents		18	3625		408-1034	.395	83-274	.303	152-216	.704	163	387	550	30.6	267	7	176	195	51	134	1051	58.4			

### Team Statistics

	UW	OPP
<b>Scoring</b>	<b>1200</b>	<b>1051</b>
Points per game	66.7	58.4
Scoring margin	+8.3	-
<b>Field goals-att</b>	<b>462-965</b>	<b>408-1034</b>
Field goal pct	.479	.395
<b>3 point fg-att</b>	<b>114-309</b>	<b>83-274</b>
3-point FG pct	.369	.303
3-pt FG made per game	6.3	4.6
<b>Free throws-att</b>	<b>162-231</b>	<b>152-216</b>
Free throw pct	.701	.704
F-Throws made per game	9.0	8.4
<b>Rebounds</b>	<b>642</b>	<b>550</b>
Rebounds per game	35.7	30.6
Rebounding margin	+5.1	-
<b>Assists</b>	<b>312</b>	<b>176</b>
Assists per game	17.3	9.8
<b>Turnovers</b>	<b>247</b>	<b>195</b>
Turnovers per game	13.7	10.8
Turnover margin	-2.9	-
Assist/turnover ratio	1.3	0.9
<b>Steals</b>	<b>105</b>	<b>134</b>
Steals per game	5.8	7.4
<b>Blocks</b>	<b>68</b>	<b>51</b>
Blocks per game	3.8	2.8
<b>Winning streak</b>	<b>4</b>	<b>-</b>
Home win streak	5	-
<b>Attendance</b>	<b>22582</b>	<b>15474</b>
Home games-Avg/Game	9-2509	9-1719
Neutral site-Avg/Game	-	0-0

### Team Results

Date	Opponent	Score	Att.
01/01/2025	Utah St.	W 73-53	2463
01/04/2025	at Fresno St.	W 68-59	1198
01/08/2025	at New Mexico	L 67-73	4470
01/11/2025	San Diego St.	W 78-71	2344
01/15/2025	Nevada	W 66-61	1958
01/19/2025	at UNLV	Lot 71-72	1410
01/22/2025	at Air Force	W 62-50	466
01/25/2025	Colorado St.	L 56-61	2692
01/29/2025	at San Jose St.	W 77-64	286
02/01/2025	Boise St.	W 79-45	2716
02/08/2025	at San Diego St.	W 64-51	1830
02/12/2025	Air Force	W 64-56	2163
02/15/2025	San Jose St.	W 59-54	2454
02/18/2025	at Boise St.	L 73-78	1594
02/22/2025	at Nevada	W 45-42	1608
02/26/2025	New Mexico	W 59-40	2191
03/01/2025	at Colorado St.	W 68-55	2612
03/05/2025	UNLV	W 71-66	3601



## 2024-25 TEAM COMPARISON (Wvoming listed first)

GAME	1st	2nd	OT	Score	Mar	Tot FG	FG Pct.	3-PT	3-PT Pct.	FT	FT Pct.	Reb	Mar	Asst	TO	B	S	FL
COLORADO	24/18	26/38		50-56	-6	19-49/21-62	.388/.339	3-15/1-10	.200/.100	9-15/13-24	.600/.542	34/45	-11	11/10	19/12	6/2	6/6	18/19
at BYU	40/27	23/49		63-76	-13	23-59/29-57	.390/.509	9-28/11-17	.321/.647	8-14/7-10	.571/.700	31/36	-5	13/17	17/17	6/3	8/7	11/15
REGIS	39/29	30/28		69-57	+12	27-58/21-65	.466/.323	2-12/3-21	.167/.143	13-18/12-13	.722/.923	44/34	+10	11/6	18/13	6/2	7/4	20/17
at Gonzaga	28/31	23/31		51-62	-11	19-56/23-49	.339/.469	8-25/6-14	.320/.429	5-9/10-17	.556/.588	28/39	-11	12/8	12/16	5/2	6/7	16/13
COLO. CHRISTIAN	39/24	41/30		80-54	+26	33-64/22-57	.516/.386	9-26/6-15	.346/.400	5-8/4-6	.625/.667	37/31	+6	19/8	8/13	4/0	4/1	10/8
vs. Drake	36/35	35/22		71-57	+14	29-65/21-56	.446/.375	6-16/8-25	.375/.320	7-9/7-13	.778/.538	40/35	+5	16/15	9/12	2/4	6/5	15/11
vs. Norfolk State	24/30	23/26		47-56	-9	16-50/23-55	.320/.418	5-20/1-14	.250/.071	10-20/9-15	.476/.600	38/34	+4	11/8	17/11	1/2	3/9	17/23
vs. Virginia	30/26	41/40		71-66	+5	25-60/23-59	.417/.390	3-16/7-21	.188/.333	18-30/13-19	.600/.684	44/37	+7	15/11	13/18	2/7	5/3	19/27
at Missouri State	23/28	27/34		50-62	-12	19-49/26-61	.388/.426	2-20/4-12	.100/.333	10-13/6-12	.769/.500	30/38	-8	11/16	17/10	1/4	3/8	16/17
at South Dakota	41/18	38/27		79-45	+34	30-55/15-59	.545/.254	14-26/9-31	.538/.290	5-8/6-10	.625/.600	46/26	+20	23/8	14/8	3/2	2/4	11/8
at Creighton	35/38	25/38		60-76	-16	26-55/30-65	.473/.462	4-16/12-30	.250/.400	4-7/4-4	.571/1.000	34/32	+2	17/16	14/6	2/4	2/7	8/8
NORTH DAKOTA	34/21	39/20		73-41	+32	25-68/18-42	.431/.429	5-22/2-13	.227/.154	18-19/3-4	.947/.750	27/31	-4	17/5	10/29	3/2	16/3	10/14
UTAH STATE*	40/25	33/28		73-53	+20	26-56/19-62	.464/.306	8-19/5-23	.421/.217	13-17/10-14	.765/.714	46/32	+14	18/11	11/6	4/2	4/7	11/17
at Fresno State*	37/33	31/26		68-59	+9	27-53/27-63	.509/.429	6-18/3-16	.333/.188	8-10/2-2	.800/1.000	36/27	+9	14/9	15/8	2/3	2/7	9/15
at New Mexico*	33/37	34/36		67-73	-6	25-48/30-66	.521/.455	6-13/7-16	.462/.438	11-15/6-7	.733/.857	33/29	+4	21/16	15/7	6/3	4/5	14/16
SAN DIEGO STATE*	38/38	40/33		78-71	+7	26-48/26-54	.538/.481	7-13/5-13	.538/.385	19-26/14-18	.731/.778	28/26	+2	15/11	17/16	1/1	10/7	16/18
NEVADA*	41/30	25/31		66-61	+5	27-57/23-55	.474/.418	5-15/6-15	.333/.400	7-9/9-12	.778/.750	33/31	+2	16/13	13/15	5/5	11/9	12/13
at UNLV*	26/27	41/40	4/5	71-72	-1	27-53/28-68	.509/.412	9-22/4-17	.409/.235	8-12/12-18	.667/.667	30/41	-11	16/8	15/9	5/2	8/7	17/14
at Air Force*	28/19	34/31		62-50	+12	27-42/21-53	.643/.396	5-7/6-14	.714/.429	3-4/2-4	.750/.500	29/20	+9	18/14	22/13	6/2	6/8	8/11
COLORADO STATE*	27/34	29/27		56-61	-5	23-67/22-56	.343/.393	4-26/6-21	.154/.286	6-10/11-14	.600/.786	50/32	+18	19/11	12/3	4/3	0/12	15/12
at San Jose State*	50/28	27/36		77-64	+13	33-60/25-56	.550/.446	5-14/7-15	.357/.467	6-7/7-10	.857/.700	27/31	-4	23/11	12/16	5/1	9/5	8/11
BOISE STATE*	38/21	41/24		79-45	+34	35-63/18-59	.556/.305	4-11/1-8	.364/.125	5-5/8-12	1.000/.667	43/28	+15	17/9	12/12	3/4	8/8	11/14
at San Diego State*	33/27	31/24		64-51	+13	26-51/22-55	.510/.400	7-13/1-8	.538/.125	5-6/6-8	.833/.750	29/29	0	20/4	17/17	0/1	11/10	14/12
AIR FORCE*	37/28	27/28		64-56	+8	23-50/22-54	.460/.407	6-24/4-11	.250/.364	12-16/8-15	.750/.533	35/31	+4	17/7	12/11	5/3	4/7	11/11
SAN JOSE STATE*	28/22	31/32		59-54	+5	22-50/21-64	.440/.328	4-15/3-17	.267/.176	11-23/9-18	.478/.500	40/42	-2	12/5	14/7	5/1	3/10	16/21
at Boise State*	42/40	31/38		73-78	-5	26-57/29-62	.456/.468	8-22/4-8	.364/.500	13-15/16-18	.867/.889	36/27	+9	21/14	21/10	4/6	4/10	19/15
at Nevada*	16/26	29/16		45-42	+3	16-51/16-43	.314/.372	5-14/3-8	.357/.375	8-11/7-10	.727/.700	30/34	-4	12/6	9/16	1/5	7/4	12/16
NEW MEXICO*	31/23	28/17		59-40	+19	24-60/15-47	.400/.319	5-17/4-23	.294/.174	6-15/6-13	.400/.462	41/36	+5	14/10	6/16	3/6	7/4	16/15
at Colorado State*	32/33	36/22		68-55	+13	24-49/19-55	.490/.345	8-22/7-21	.364/.333	12-14/10-12	.857/.833	40/24	+16	19/10	13/7	5/1	3/9	16/19
UNLV*	34/36	37/30		71-66	+5	25-50/25-62	.500/.403	12-24/7-20	.500/.350	9-16/9-11	.563/.818	36/30	+6	20/7	11/6	4/2	4/5	12/17

## 2024-25 TEAM SPECIALTY STATISTICS (Wvoming listed first)

GAME	DATE	SCORE	W/L	PTS IN PAINT	PTS OF TO	2nd CHANCE PTS	FASTBREAK PTS	BENCH PTS	LARGEST LEAD
COLORADO	11/4	50-56	L	28/32	14/16	5/12	4/2	2/15	7/8
at BYU	11/9	63-76	L	24/32	18/17	12/11	3/10	0/15	13/16
REGIS	11/13	69-57	W	48/24	12/17	13/10	10/4	16/13	19/0
at Gonzaga	11/17	51-62	L	18/30	13/7	7/11	2/7	5/10	6/11
COLO. CHRISTIAN	11/22	80-54	W	44/22	19/2	13/2	5/4	40/16	33/2
vs. Drake	11/28	71-57	W	40/26	9/13	13/7	0/13	9/28	22/3
vs. Norfolk State	11/29	47-56	L	22/36	5/14	10/4	3/15	1/13	5/11
vs. Virginia	11/30	71-66	W	38/28	11/7	11/8	5/15	5/13	11/3
at Missouri State	12/6	50-62	L	30/38	12/22	5/11	1/2	3/24	5/18
at South Dakota	12/15	79-45	W	30/12	10/18	7/5	2/2	20/13	41/0
at Creighton	12/17	60-76	L	40/28	6/13	2/10	2/6	2/29	4/16
NORTH DAKOTA	12/21	73-41	W	36/26	29/6	10/2	4/0	17/9	32/0
UTAH STATE*	1/1	73-53	W	32/24	6/6	18/9	0/4	20/19	21/0
at Fresno State*	1/4	68-59	W	40/38	8/18	17/10	6/2	9/11	12/0
at New Mexico*	1/8	67-73	L	38/42	7/14	0/8	2/5	14/19	5/8
SAN DIEGO STATE*	1/11	78-71	W	36/34	17/18	6/10	5/4	17/42	10/3
NEVADA*	1/15	66-61	W	44/26	14/10	9/7	9/0	10/19	14/0
at UNLV*	1/19	71-72	L	30/36	16/20	7/14	5/0	6/10	9/5
at Air Force*	1/22	62-50	W	40/24	17/18	7/10	2/5	13/14	24/2
COLORADO STATE*	1/25	56-61	L	34/26	2/17	16/3	0/4	7/10	5/9
at San Jose State*	1/29	77-64	W	54/32	21/11	4/12	15/6	26/30	24/4
BOISE STATE*	2/1	79-45	W	58/34	20/6	15/6	9/2	14/20	38/0
at San Diego State*	2/8	64-51	W	32/34	18/13	9/2	2/4	9/14	14/0
AIR FORCE*	2/12	64-56	W	32/26	8/12	6/2	0/4	4/4	14/6
SAN JOSE STATE*	2/15	59-54	W	36/34	9/20	12/9	6/4	10/13	22/4
at Boise State*	2/18	73-78	L	28/40	14/26	18/17	2/5	7/14	11/5
at Nevada*	2/22	45-42	W	20/18	16/6	7/2	0/0	12/5	3/16
NEW MEXICO*	2/26	59-40	W	38/20	17/4	4/2	0/2	19/22	22/0
at Colorado State*	3/1	68-55	W	28/20	7/14	7/2	0/2	19/18	13/8
UNLV*	3/5	71-66	W	26/30	12/12	8/14	0/0	3/12	12/7

\* indicates Mountain West Game



### 2024-25 WYOMING GAME HIGHS

Points	80	vs. Colo. Christian (11/22/24)
Field Goals Made	35	vs. Boise State (2/1/25)
Field Goal Att.	67	vs. Colorado State (1/25/25)
Field Goal Pct.	64.3	at Air Force (1/22/25)
3-pt FGs Made	14	at South Dakota (12/15/24)
3-pt FGs Att.	28	at BYU (11/9/24)
3-pt FG Pct.	71.4	at Air Force (1/22/25)
Free Throws Made	19	vs. San Diego St. (1/11/25)
Free Throw Att.	30	vs. Virginia (11/30/24)
Free Throw Pct.	100.0	vs. Boise State (2/1/25)
Rebounds	50	vs. Colorado State (1/25/25)
Off. Rebounds	21	vs. Colorado State (1/25/25)
Def. Rebounds	38	at South Dakota (12/15/24)
Assists	23	(2) at San Jose State (1/29/25)
Turnovers	22	at Air Force (1/22/25)
Blocked Shots	6	(5) at Air Force (1/22/25)
Steals	16	vs. North Dakota (12/21/24)
Fouls	20	vs. Regis (11/13/24)

### 2024-25 OPPONENT GAME HIGHS

Points	78	at Boise State (2/18/25)
Field Goals Made	30	(2) at New Mexico (1/8/25)
Field Goal Att.	68	at UNLV (1/19/25)
Field Goal Pct.	50.9	at BYU (11/9/24)
3-pt FGs Made	12	at Creighton (12/17/24)
3-pt FGs Att.	31	at South Dakota (12/15/24)
3-pt FG Pct.	64.7	at BYU (11/9/24)
Free Throws Made	16	at Boise State (2/18/25)
Free Throw Att.	24	vs. Colorado (11/4)
Free Throw Pct.	100.0	(2) at Fresno State (1/4/25)
Rebounds	45	vs. Colorado (11/4)
Off. Rebounds	18	vs. Colorado (11/4)
Def. Rebounds	32	vs. New Mexico (2/26/25)
Assists	17	at BYU (11/9/24)
Turnovers	29	vs. North Dakota (12/21/24)
Blocked Shots	7	vs. Virginia (11/30/24)
Steals	12	vs. Colorado State (1/25/25)
Fouls	27	vs. Virginia (11/30/24)

### 2024-25 WYOMING GAME LOWS

Points	45	at Nevada (2/22/25)
Field Goals Made	16	(2) at Nevada (2/22/25)
Field Goal Att.	42	at Air Force (1/22/25)
Field Goal Pct.	31.4	at Nevada (2/22/25)
3-pt FGs Made	2	(2) at Missouri State (12/6/24)
3-pt FGs Att.	7	at Air Force (1/22/25)
3-pt FG Pct.	10.0	at Missouri State (12/6/24)
Free Throws Made	3	at Air Force (1/22/25)
Free Throw Att.	4	at Air Force (1/22/25)
Free Throw Pct.	40.0	vs. New Mexico (2/26/25)
Rebounds	27	vs. North Dakota (12/21/24)
Off. Rebounds	3	(2) vs. Air Force (2/12/25)
Def. Rebounds	17	vs. North Dakota (12/21/24)
Assists	11	(3) vs. Norfolk State (11/29/24)
Turnovers	6	vs. New Mexico (2/26/25)
Blocked Shots	0	at San Diego State (2/8/25)
Steals	0	vs. Colorado State (1/25/25)
Fouls	8	(3) at San Jose State (1/29/25)

### 2024-25 OPPONENT GAME LOWS

Points	40	vs. New Mexico (2/26/25)
Field Goals Made	15	(2) vs. New Mexico (2/26/25)
Field Goal Att.	42	vs. North Dakota (12/21/24)
Field Goal Pct.	25.4	at South Dakota (12/15/24)
3-pt FGs Made	1	(4) at San Diego State (2/8/25)
3-pt FGs Att.	8	(4) at Nevada (2/22/25)
3-pt FG Pct.	7.1	vs. Norfolk State (11/29/24)
Free Throws Made	2	(2) at Air Force (1/22/25)
Free Throw Att.	2	at Fresno State (1/4/25)
Free Throw Pct.	46.2	vs. New Mexico (2/26/25)
Rebounds	20	at Air Force (1/22/25)
Off. Rebounds	4	(2) at Colorado State (3/1/25)
Def. Rebounds	11	at Air Force (1/22/25)
Assists	4	at San Diego State (2/8/25)
Turnovers	3	vs. Colorado State (1/25/25)
Blocked Shots	0	vs. Colo. Christian (11/22/24)
Steals	1	vs. Colo. Christian (11/22/24)
Fouls	8	(3) at Creighton (12/17/24)





## 2024-25 STARTING LINEUP INFORMATION

# GAMES LINEUP USED		LINEUP #	FORWARD	CENTER	GUARD	GUARD	GUARD	RECORD
25		1	5-Barnes	45-Fertig	30-Ustowska	12-Pedersen	2-Mellema	16-9
3		2	11-Symons	45-Fertig	30-Ustowska	12-Pedersen	2-Mellema	2-1
1		3	5-Barnes	45-Fertig	14-Ollilainen	12-Pedersen	2-Mellema	1-0
1		4	5-Barnes	11-Symons	30-Ustowska	12-Pedersen	2-Mellema	1-0
GAME	DATE	LINEUP #	FORWARD	CENTER	GUARD	GUARD	GUARD	RECORD
COLORADO	11/4	1	5-Barnes	45-Fertig	30-Ustowska	12-Pedersen	2-Mellema	0-1
at BYU	11/9	1	5-Barnes	45-Fertig	30-Ustowska	12-Pedersen	2-Mellema	0-2
REGIS	11/13	2	11-Symons	45-Fertig	30-Ustowska	12-Pedersen	2-Mellema	1-2
at Gonzaga	11/17	2	11-Symons	45-Fertig	30-Ustowska	12-Pedersen	2-Mellema	1-3
COLORADO CHRISTIAN	11/22	2	11-Symons	45-Fertig	30-Ustowska	12-Pedersen	2-Mellema	2-3
vs. Drake	11/28	1	5-Barnes	45-Fertig	30-Ustowska	12-Pedersen	2-Mellema	3-3
vs. Norfolk State	11/29	1	5-Barnes	45-Fertig	30-Ustowska	12-Pedersen	2-Mellema	3-4
vs. Virginia	11/30	1	5-Barnes	45-Fertig	30-Ustowska	12-Pedersen	2-Mellema	4-4
at Missouri State	12/6	1	5-Barnes	45-Fertig	30-Ustowska	12-Pedersen	2-Mellema	4-5
at South Dakota	12/15	1	5-Barnes	45-Fertig	30-Ustowska	12-Pedersen	2-Mellema	5-5
at Creighton	12/17	1	5-Barnes	45-Fertig	30-Ustowska	12-Pedersen	2-Mellema	5-6
NORTH DAKOTA	12/21	1	5-Barnes	45-Fertig	30-Ustowska	12-Pedersen	2-Mellema	6-6
UTAH STATE	1/1	3	5-Barnes	45-Fertig	14-Ollilainen	12-Pedersen	2-Mellema	7-6
at Fresno State	1/4	1	5-Barnes	45-Fertig	30-Ustowska	12-Pedersen	2-Mellema	8-6
at New Mexico	1/8	1	5-Barnes	45-Fertig	30-Ustowska	12-Pedersen	2-Mellema	8-7
SAN DIEGO STATE	1/11	1	5-Barnes	45-Fertig	30-Ustowska	12-Pedersen	2-Mellema	9-7
NEVADA	1/15	1	5-Barnes	45-Fertig	30-Ustowska	12-Pedersen	2-Mellema	10-7
at UNLV	1/19	1	5-Barnes	45-Fertig	30-Ustowska	12-Pedersen	2-Mellema	10-8
at Air Force	1/22	1	5-Barnes	45-Fertig	30-Ustowska	12-Pedersen	2-Mellema	11-8
COLORADO STATE	1/25	1	5-Barnes	45-Fertig	30-Ustowska	12-Pedersen	2-Mellema	11-9
at San Jose State	1/29	1	5-Barnes	45-Fertig	30-Ustowska	12-Pedersen	2-Mellema	12-9
BOISE STATE	2/1	1	5-Barnes	45-Fertig	30-Ustowska	12-Pedersen	2-Mellema	13-9
at San Diego State	2/8	1	5-Barnes	45-Fertig	30-Ustowska	12-Pedersen	2-Mellema	14-9
AIR FORCE	2/12	1	5-Barnes	45-Fertig	30-Ustowska	12-Pedersen	2-Mellema	15-9
SAN JOSE STATE	2/15	1	5-Barnes	45-Fertig	30-Ustowska	12-Pedersen	2-Mellema	16-9
at Boise State	2/18	1	5-Barnes	45-Fertig	30-Ustowska	12-Pedersen	2-Mellema	16-10
at Nevada	2/22	4	5-Barnes	11-Symons	30-Ustowska	12-Pedersen	2-Mellema	17-10
NEW MEXICO	2/26	1	5-Barnes	45-Fertig	30-Ustowska	12-Pedersen	2-Mellema	18-10
at Colorado State	3/1	1	5-Barnes	45-Fertig	30-Ustowska	12-Pedersen	2-Mellema	19-10
UNLV	3/5	1	5-Barnes	45-Fertig	30-Ustowska	12-Pedersen	2-Mellema	20-10

### AP TOP 25 POLL - March 3

No.	Team	Record	Points	Previous
1	Texas (25)	29-2	768	1
2	Southern Cal (6)	26-2	749	4
3	UConn	28-3	685	5
4	UCLA	27-2	676	2
5	South Carolina	27-3	664	6
6	Notre Dame	25-4	626	3
7	NC State	24-5	589	9
8	TCU	28-3	570	10
9	LSU	27-4	490	7
10	Oklahoma	23-6	450	13
11	Duke	23-7	436	16
12	Kentucky	22-6	405	15
13	Ohio State	24-5	397	12
14	North Carolina	25-6	386	8
15	Maryland	23-6	316	19
16	West Virginia	23-6	301	18
17	Baylor	25-6	286	17
18	Tennessee	21-8	236	11
19	Alabama	23-7	221	20
20	Kansas State	25-6	220	14
21	Oklahoma State	24-5	189	21
22	Florida State	23-7	128	24
23	Creighton	24-5	83	22
24	Michigan State	21-8	67	23
25	South Dakota State	26-3	42	NR

Others receiving votes: Louisville 40, Richmond 21, Mississippi 15, Utah 6, James Madison 5, Iowa 3, Fairfield 2, California 2, Georgia Tech 1.

### USA TODAY COACHES POLL - March 4

No.	Team	Pts.	Last Week	1st-place votes
1	Texas (29-2)	771	1	29
2	Southern California (27-2)	741	3	1
3	Connecticut (28-3)	702	5	0
4	UCLA (28-2)	673	2	0
5	South Carolina (27-3)	665	6	1
6	Notre Dame (25-4)	599	4	0
7	TCU (28-3)	587	8	0
8	North Carolina State (24-5)	572	10	0
9	LSU (27-4)	504	7	0
10	Oklahoma (23-6)	470	13	0
11	Duke (23-7)	442	15	0
12	Ohio State (24-5)	408	12	0
13	Kentucky (22-6)	397	14	0
14	North Carolina (25-6)	376	9	0
15	Maryland (23-6)	375	17	0
16	West Virginia (23-6)	307	19	0
17	Tennessee (21-8)	269	11	0
18	Baylor (25-6)	232	18	0
19	Kansas State (25-6)	205	16	0
20	Alabama (23-7)	188	20	0
21	Oklahoma State (24-5)	155	23	0
22	Creighton (24-5)	120	21	0
23	Florida State (23-7)	96	24	0
24t	South Dakota State (26-3)	77	25	0
24t	Michigan State (21-8)	77	22	0

Others receiving votes: Mississippi (19-9) 24; California (24-7) 15; Louisville (20-9) 10; Richmond (26-5) 8; George Mason (24-5) 4; Florida Gulf Coast (27-3) 2; Iowa State (21-10) 2; James Madison (27-4) 1; Utah (22-7) 1.





# HEATHER EZELL

University of Wyoming

Head Women's Basketball Coach

Heather Ezell will be in her third season as the head coach of the Cowgirls in 2024-25 after spending the seven previous seasons on the UW staff, including three seasons as the associate head coach. In her inaugural campaign leading the Cowgirls, Ezell set a program record for wins by a first-year head coach with 23. Wyoming

finished second in the Mountain West and made an appearance in the MW Tournament Championship Game, as well as the Women's NIT. Ezell helped guide a trio of All-Mountain West student-athletes in Allyson Fertig, Malene Pedersen and Quinn Weidemann in 2023.

In 2023-24, Ezell led Wyoming to an 18-win season, a third-place finish in the Mountain West and an appearance in the Great Eight of the WNIT. Ezell helped guide a pair of Cowgirls to All-Mountain West honors as Allyson Fertig was named to the All-MW Team for the second consecutive season, while Emily Mellema was named to the All-Defense Team. Fertig becomes the first Cowgirl to be named all-league for the second straight time since Liv Roberts in 2016-17 and 2017-18.

In 2023, Fertig and Weidemann were both named to the All-Mountain West Team, becoming the first pair of Cowgirl teammates to be named to the all-league team since 2018-19. Weidemann was also named to the league's All-Defense Team while Pedersen was named the Mountain West Freshman of the Year.

In her first seven seasons with the program as an assistant, the Cowgirls won 130 games, including a run of three-straight 20-plus win seasons from 2017-19 and a Mountain West Tournament title and NCAA Tournament appearance in 2020-21. UW has played in the postseason five times (4 WNIT, 1 NCAA) with Ezell on staff, has had 18 All-Mountain West performers and 48 MW Scholar-Athletes.

She came to Wyoming after spending four seasons at Southeast Missouri State. She joined the staff in 2011 and was responsible for working with the guards along with organizing practices, game day preparation and running summer camps. In 2012-13, she helped mentor Kara Wright to an Ohio Valley Conference All-Newcomer selection, marking the first Redhawk to earn postseason honors since the 2008-09 season.

Ezell spent the 2010-11 season as an assistant coach at Fairfield University, where the Stags posted a 17-13 overall record and a 10-8 mark in the Metro Atlantic Athletic Conference. She worked primarily with perimeter players while assisting in the day-to-day operations of the program, including practice and game planning, recruiting and coordinating the team's community service efforts.

Ezell had a highly decorated career both collegiately and professionally which began as a four-year letterwinner at Iowa State University (2005-09). She finished her career tied for the Cyclones' career record with 287 made three-point field goals and finished 10th in program history with 1,339 points. In her senior season, Ezell earned Second Team All-Big 12 honors. She ranked 27th nationally with 2.5 three-point field goals made per game and eighth in the Big 12 with 3.5 assists per contest. Ezell also earned a spot on the 2008 Big 12 All-Tournament Team and helped the Cyclones to three NCAA appearances including the Elite Eight in 2009.

Ezell moved onto the professional level in 2009-10, playing in Iceland for Haukar where she was named Best Player in the Iceland Express League. She led the league in points and steals while finishing second in assists and rebounds. She also earned Most Valuable Player recognition in the league's All-Star Game.

A native of Springfield, Mo., Ezell led her Kickapoo High School team to two state championships and a 113-7 record during her prep years. She was named Miss Show Me Basketball as Missouri's top player in 2005. Ezell graduated from Iowa State in 2009 with bachelor's degrees in management and marketing.



## THE EZELL PROFILE

Hometown..... Springfield, Mo.  
High School ..... Kickapoo HS  
Alma Mater ..... Iowa State, 2009 (Management & Marketing)  
Family..... Wife-Justine, Daughter-Dylan

### Coaching Background

2010-11 - Fairfield University as an assistant  
2011-15 - Southeast Missouri State University as an assistant  
2015-19 - University of Wyoming as an assistant  
2019-22 - University of Wyoming as associate head coach  
2022-present - University of Wyoming as head coach

### Playing Experience

2005-09 - Iowa State University  
2009-10 - Haukar (Iceland Express League)

Year	Overall			Career Record Conference			Finish	Postseason
	W	L	%	W	L	%		
2022-23	23	11	.676	13	5	.722	2nd	WNIT 2nd round
2023-24	18	15	.545	11	7	.611	3rd	WNIT Great 8
2024-25	20	10	.667	14	4	.778	2nd	---

### Milestones and Accomplishments

First win - 68-45 vs Denver (11/18/22)  
First MW win - 77-72 vs Fresno State (12/31/22)  
First overtime win - 77-72 (2OT) vs Fresno State (12/31/22)  
First MW Tournament win - 72-57 vs San Jose State (3/6/23)  
First WNIT win - 75-41 vs Texas A&M-Corpus Christi (3/17/23)  
Program record for most wins by a first-year head coach  
Program record for single-season conference wins with 14 in 2025



#1

## LOGANN ALVAR

6-0 • Junior • Forward

Casper, Wyo. • Kelly Walsh HS • Casper College

## CAREER STATISTICS

Year	G/GS	Min/Avg	FG-FGA	PCT	3FG-FGA	PCT	FT-FTA	PCT	OR	DR	REB/AVG	PF	A	TO	B	S	PTS	AVG
'24-'25	21/0	167/8.0	11-20	.550	2-2	1.000	1-5	.200	14	22	36/1.7	15	3	7	2	1	25	1.2
TOTAL	21/0	167/8.0	11-20	.550	2-2	1.000	1-5	.200	14	22	36/1.7	15	3	7	2	1	25	1.2

## 2024-25 ALVAR GAME-BY-GAME

Date	Opponent	MIN	FG	3FG	FT	O-D-T	PF	A	TO	B	S	TP
N4	COLORADO	13	0-0	0-0	0-2	1-3-4	2	0	0	1	0	0
N9	at BYU	5	0-0	0-0	0-0	0-0-0	0	0	0	0	0	0
N13	REGIS	16	2-2	0-0	0-1	1-2-3	0	0	1	0	0	4
N17	at Gonzaga	8	0-0	0-0	0-0	0-2-2	2	0	2	0	0	0
N22	COLO. CHRISTIAN	14	2-3	1-1	1-2	0-1-1	1	0	1	0	0	6
N28	vs. Drake	9	0-1	0-0	0-0	3-2-5	1	1	0	0	0	0
N29	vs. Norfolk State	3	0-0	0-0	0-0	0-0-0	0	0	0	0	0	0
N30	vs. Virginia	2	0-0	0-0	0-0	0-0-0	0	0	0	0	0	0
D6	at Missouri State	DNP										
D15	at South Dakota	14	0-0	0-0	0-0	1-1-2	0	0	1	0	0	0
D17	at Creighton	8	0-0	0-0	0-0	3-0-3	0	0	1	0	0	0
D21	NORTH DAKOTA	5	1-1	0-0	0-0	0-1-1	1	1	0	0	0	2
J1	UTAH STATE*	DNP										
J4	at Fresno State*	DNP										
J8	at New Mexico*	DNP										
J11	SAN DIEGO STATE*	DNP										
J15	NEVADA*	DNP										
J19	at UNLV*	DNP										
J22	at Air Force*	DNP										
J25	COLORADO STATE*	3	0-0	0-0	0-0	1-0-1	0	0	0	0	0	0
J29	at San Jose State*	13	1-2	1-1	0-0	1-2-3	1	0	0	0	0	3
F1	BOISE STATE*	8	0-0	0-0	0-0	0-1-1	0	0	0	0	0	0
F8	at San Diego State*	7	1-2	0-0	0-0	1-2-3	0	0	0	0	0	2
F12	AIR FORCE*	5	0-0	0-0	0-0	0-0-0	1	0	0	0	0	0
F15	SAN JOSE STATE*	7	1-1	0-0	0-0	0-2-2	1	0	0	1	0	2
F18	at Boise State*	3	0-2	0-0	0-0	1-1-2	1	0	1	0	0	0
F22	at Nevada*	15	1-4	0-0	0-0	1-0-1	2	1	0	0	1	2
F26	NEW MEXICO*	4	2-2	0-0	0-0	0-2-2	2	0	0	0	0	4
M1	at Colorado State*	DNP										
M5	UNLV*	6	0-0	0-0	0-0	0-0-0	0	0	0	0	0	0

## ALVAR SEASON HIGHS

Minutes

16 vs. Regis (11/13/24)

Points

6 vs. Colo. Christian (11/22/24)

Rebounds

5 vs. Drake (11/28/24)

Assists

1 (3) at Nevada (2/22/25)

Blocks

1 (2) vs. San Jose State (2/15/25)

Steals

1 at Nevada (2/22/25)

Field Goals

2 (3) vs. New Mexico (2/26/25)

Three-Point Field Goals

1 (2) at San Jose State (1/29/25)

Free Throws

1 vs. Colo. Christian (11/22/24)

## ALVAR CAREER HIGHS

Minutes

16 vs. Regis (11/13/24)

Points

6 vs. Colo. Christian (11/22/24)

Rebounds

5 vs. Drake (11/28/24)

Assists

1 (3) at Nevada (2/22/25)

Blocks

1 (2) vs. San Jose State (2/15/25)

Steals

1 at Nevada (2/22/25)

Field Goals

2 (3) vs. New Mexico (2/26/25)

Three-Point Field Goals

1 (2) at San Jose State (1/29/25)

Free Throws

1 vs. Colo. Christian (11/22/24)

## ALVAR PLAYER NOTES

Before UW

Alvar, who graduated from Kelly Walsh High School transfers into Wyoming from Casper College. At Casper, Alvar, who was a 2024 Region IX All-Region Team member, helped lead the T-Birds to back-to-back NJCAA National Tournament appearances. Alvar was a two-time Region IX All-Tournament Team honoree and was named to the Nationals All-Tournament Team this past season. This past season, Alvar started in all 35 games for Casper and was second on the team in scoring at 11.1 points per game on 46.2-percent shooting from the floor. Alvar's 5.9 rebounds per contest led the T-Birds while she also averaged 2.4 assists per game and a steal per.

## SUPERLATIVES

Double-Figure Scoring

2024-25: 0

Career: 0

Double-Figure Rebounds

2024-25: 0

Career: 0

Double-Doubles

2024-25: 0

Career: 0







#2

## EMILY MELLEMA

5-11 • Senior • Guard

Lynden, Wash. • Lynden Christian HS

## CAREER STATISTICS

Year	G/GS	Min/Avg	FG-FGA	PCT	3FG-FGA	PCT	FT-FTA	PCT	OR	DR	REB/AVG	PF	A	TO	B	S	PTS	AVG
'21-'22	30/0	459/15.3	36-101	.356	11-42	.262	27-37	.730	4	34	38/1.3	27	37	45	3	12	110	3.7
'22-'23	34/0	664/19.5	72-180	.400	18-51	.353	53-72	.736	9	44	53/1.6	57	57	50	6	31	215	6.3
'23-'24	33/33	974/29.5	110-285	.386	25-95	.263	45-58	.776	14	94	108/3.3	80	103	59	13	43	290	8.8
'24-'25	30/30	924/30.8	110-257	.428	34-85	.400	53-77	.688	21	92	113/3.8	62	94	71	19	62	307	10.2
TOTAL	127/63	3022/23.8	328-823	.399	88-273	.322	178-244	.730	48	264	312/2.5	226	291	225	41	148	922	7.3

## 2024-25 MELLEMA GAME-BY-GAME

Date	Opponent	MIN	FG	3FG	FT	O-D-T	PF	A	TO	B	S	TP
N4	COLORADO^	34	4-13	0-1	0-2	1-4-5	4	2	3	1	4	8
N9	at BYU^	29	4-10	1-2	0-0	1-2-3	3	4	4	1	2	9
N13	REGIS^	16	4-6	1-1	2-2	1-0-1	3	1	4	1	1	11
N17	at Gonzaga^	38	10-18	4-6	3-4	1-1-2	2	2	1	1	4	27
N22	COLO. CHRISTIAN^	19	5-10	0-2	1-1	0-1-1	1	5	0	0	3	11
N28	vs. Drake^	32	7-13	2-4	4-4	0-3-3	1	4	3	0	1	20
N29	vs. Norfolk State^	34	2-9	1-4	3-5	2-2-4	4	2	3	0	1	8
N30	vs. Virginia^	37	4-15	0-3	0-4	3-10-13	2	6	2	0	0	8
D6	at Missouri State^	26	4-6	1-1	2-4	0-5-5	5	0	3	0	0	11
D15	at South Dakota^	26	4-9	3-5	1-1	1-4-5	1	4	0	1	1	12
D17	at Creighton^	39	1-8	0-3	1-2	0-5-5	0	5	2	0	0	3
D21	NORTH DAKOTA^	28	1-6	0-3	4-4	0-4-4	2	4	2	2	6	6
J1	UTAH STATE*^	32	1-7	1-4	0-0	0-6-6	1	6	0	2	2	3
J4	at Fresno State*^	34	3-8	2-5	0-0	1-2-3	1	3	5	0	0	8
J8	at New Mexico*^	29	1-3	0-1	2-2	0-4-4	2	2	4	2	2	4
J11	SAN DIEGO STATE*^	36	4-6	1-1	9-12	0-3-3	3	5	2	0	6	18
J15	NEVADA*^	34	2-8	0-3	1-1	0-1-1	2	5	3	1	6	5
J19	at UNLV*^	44	6-13	3-6	1-2	0-4-4	0	6	2	0	3	16
J22	at Air Force*^	22	6-10	1-1	0-0	1-2-3	0	2	4	0	0	13
J25	COLORADO STATE*^	19	0-2	0-0	0-0	1-1-2	2	1	1	0	0	0
J29	at San Jose State*^	25	2-7	1-2	0-0	1-2-3	0	7	2	2	3	5
F1	BOISE STATE*^	31	10-13	2-3	0-0	0-3-3	1	1	3	0	4	22
F8	at San Diego State*^	27	3-7	2-3	3-4	0-2-2	3	2	2	0	3	11
F12	AIR FORCE*^	30	0-4	0-3	2-2	0-4-4	2	3	3	1	2	2
F15	SAN JOSE STATE*^	29	1-5	0-3	5-8	1-1-2	2	3	0	1	1	7
F18	at Boise State*^	33	7-13	2-5	2-2	3-0-3	2	4	4	0	2	18
F22	at Nevada*^	36	4-9	1-1	1-2	1-2-3	2	1	3	0	0	10
F26	NEW MEXICO*^	32	1-4	0-1	1-2	1-5-6	3	2	2	0	2	3
M1	at Colorado State*^	30	3-6	2-3	3-4	0-4-4	4	2	2	3	2	11
M5	UNLV*^	39	6-9	3-5	2-3	1-5-6	3	0	2	0	1	17

\* Mountain West game | ^ starter

## MELLEMA SEASON HIGHS

## Minutes

44 at UNLV (1/19/25)

## Points

27 at Gonzaga (11/17/24)

## Rebounds

13 vs. Virginia (11/30/24)

## Assists

7 at San Jose State (1/29/25)

## Blocks

3 at Colorado State (3/1/25)

## Steals

6 (3) vs. Nevada (1/15/25)

## Field Goals

10 (2) vs. Boise State (2/1/25)

## Three-Point Field Goals

4 at Gonzaga (11/17/24)

## Free Throws

9 vs. San Diego State (1/11/25)

## MELLEMA CAREER HIGHS

## Minutes

44 at UNLV (1/19/25)

## Points

27 at Gonzaga (11/17/24)

## Rebounds

13 vs. Virginia (11/30/24)

## Assists

7 (2) at San Jose State (1/29/25)

## Blocks

3 at Colorado State (3/1/25)

## Steals

6 (3) vs. Nevada (1/15/25)

## Field Goals

10 (2) vs. Boise State (2/1/25)

## Three-Point Field Goals

7 vs. Colorado State (1/20/24)

## Free Throws

10 at San Jose State (1/14/23)

## SUPERLATIVES

## Double-Figure Scoring

2021-'22: 1

2022-'23: 9

2023-'24: 12

2024-'25: 15

Career: 37

## Five-Plus Assists

2021-'22: 1

2022-'23: 0

2023-'24: 7

2024-'25: 8

Career: 16

## Double-Doubles

2024-'25: 0

Career: 0

## MELLEMA PLAYER NOTES

## Honors

Academic All-Mountain West (2022, '23); Mountain West Scholar-Athlete (2022, '23); CoSIDA Academic All-District Team (2023, '24); Mountain West All-Defensive Team (2024)

## Junior (2023-24)

Started in all 33 games and led the team with 103 assists (3.1 APG). Named to the Mountain West All-Defensive Team. Ranked fifth in the league with a 1.75 assist-to-turnover ratio. Led the Cowgirls with 43 steals and also tallied 13 blocks. Fourth on the team in scoring, averaging 8.8 points per contest. Pulled down 3.3 rebounds a contest. Scored in double figures 12 times and set a career-high with 25 points in both contests against Colorado State (1/20 and 2/17). Her seven made 3-pointers in the January contest against CSU, were tied for the second-most in a single game in program history. Had five-plus assists in seven games. Tied a career-high with five steals against Air Force (1/24). Fourth on the team with 25 made 3-pointers. Made 45 free throws and shot nearly 78-percent at the line. Named to the CSC Academic All-District Team.







#3

## PAYTON MUMA

5-8 • Junior • Guard

Highlands Ranch, Colo. • Highlands Ranch HS • Gonzaga

## CAREER STATISTICS

Year	G/GS	Min/Avg	FG-FGA	PCT	3FG-FGA	PCT	FT-FTA	PCT	OR	DR	REB/AVG	PF	A	TO	B	S	PTS	AVG
'24-25	18/0	140/7.8	10-41	.244	6-26	.231	2-4	.500	1	9	10/0.6	13	11	14	2	3	28	1.6
TOTAL	18/0	140/7.8	10-41	.244	6-26	.231	2-4	.500	1	9	10/0.6	13	11	14	2	3	28	1.6

## 2024-25 MUMA GAME-BY-GAME

Date	Opponent	MIN	FG	3FG	FT	O-D-T	PF	A	TO	B	S	TP
N4	COLORADO	3	0-0	0-0	0-0	0-0-0	0	0	0	1	0	0
N9	at BYU	12	0-3	0-3	0-2	0-0-0	1	1	1	0	1	0
N13	REGIS	13	1-4	0-1	2-2	0-2-2	3	0	2	0	0	4
N17	at Gonzaga	10	2-7	1-3	0-0	0-0-0	1	1	1	0	1	5
N22	COLO. CHRISTIAN	19	4-9	3-6	0-0	0-0-0	0	1	1	1	1	11
N28	vs. Drake	17	2-3	1-1	0-0	0-3-3	0	3	1	0	0	5
N29	vs. Norfolk State	10	0-2	0-2	0-0	0-0-0	0	1	1	0	0	0
N30	vs. Virginia	4	0-1	0-1	0-0	0-0-0	2	0	0	0	0	0
D6	at Missouri State	13	0-4	0-3	0-0	0-0-0	2	1	1	0	0	0
D15	at South Dakota	8	0-0	0-0	0-0	0-1-1	0	1	1	0	0	0
D17	at Creighton	1	0-2	0-1	0-0	0-0-0	0	0	0	0	0	0
D21	NORTH DAKOTA	4	0-1	0-0	0-0	0-0-0	0	0	0	0	0	0
J1	UTAH STATE*	12	1-3	1-3	0-0	1-1-2	1	1	1	0	0	3
J4	at Fresno State*	DNP										
J8	at New Mexico*	DNP										
J11	SAN DIEGO STATE*	DNP										
J15	NEVADA*	DNP										
J19	at UNLV*	DNP										
J22	at Air Force*	3	0-0	0-0	0-0	0-1-1	1	0	1	0	0	0
J25	COLORADO STATE*	DNP										
J29	at San Jose State*	3	0-0	0-0	0-0	0-0-0	1	0	0	0	0	0
F1	BOISE STATE*	4	0-1	0-1	0-0	0-1-1	0	0	0	0	0	0
F8	at San Diego State*	DNP										
F12	AIR FORCE*	2	0-1	0-1	0-0	0-0-0	0	0	1	0	0	0
F15	SAN JOSE STATE*	2	0-0	0-0	0-0	0-0-0	1	1	2	0	0	0
F18	at Boise State*	DNP										
F22	at Nevada*	DNP										
F26	NEW MEXICO*	DNP										
M1	at Colorado State*	DNP										
M5	UNLV*	DNP										

## MUMA SEASON HIGHS

Minutes

19 vs. Colo. Christian (11/22/24)

Points

11 vs. Colo. Christian (11/22/24)

Rebounds

3 vs. Drake (11/28/24)

Assists

3 vs. Drake (11/28/24)

Blocks

1 (2) vs. Colo. Christian (11/22/24)

Steals

1 (3) vs. Colo. Christian (11/22/24)

Field Goals

4 vs. Colo. Christian (11/22/24)

Three-Point Field Goals

3 vs. Colo. Christian (11/22/24)

Free Throws

2 vs. Regis (11/13/24)

## MUMA CAREER HIGHS

Minutes

19 vs. Colo. Christian (11/22/24)

Points

11 vs. Colo. Christian (11/22/24)

Rebounds

3 vs. Drake (11/28/24)

Assists

3 vs. Drake (11/28/24)

Blocks

1 (2) vs. Colo. Christian (11/22/24)

Steals

1 (3) vs. Colo. Christian (11/22/24)

Field Goals

4 vs. Colo. Christian (11/22/24)

Three-Point Field Goals

3 vs. Colo. Christian (11/22/24)

Free Throws

2 vs. Regis (11/13/24)

## SUPERLATIVES

Double-Figure Scoring

2024-25: 1

Career: 1

5+ Assists

2024-25: 0

Career: 0

Double-Doubles

2024-25: 0

Career: 0

## MUMA PLAYER NOTES

Before UW

Muma, who has spent the previous three seasons at Gonzaga, played in 33 games the last two seasons after redshirting the 2021-22 campaign. In 2022-23, Muma appeared in 30 contests and averaged 1.4 points per game while averaging just under one assist per contest. Muma appeared in three games this season.

A two-time Colorado 5A All-State selection, Muma helped lead Highlands Ranch High School to three consecutive Final Four trips at the state tournament. In her final season at HRHS, Muma averaged 19.2 points, 5.8 assists and 3.6 steals per game. According to Prep Girl Hoops, Muma was the No. 2 ranked player in the state of Colorado in the 2021 recruiting class.

Muma's parents, Ty and Kara both attended UW, as did her grandfather, Rick Desmarais and her brother, Chad. Ty and Rick both played football for the Cowboys, while Chad was an All-Mountain West linebacker for the Pokes as well.





#4

## FIA PROCTOR

6-2 • Freshman • Forward

Bothell, Wash. • Bothell HS

## CAREER STATISTICS

Year	G/GS	Min/Avg	FG-FGA	PCT	3FG-FGA	PCT	FT-FTA	PCT	OR	DR	REB/AVG	PF	A	TO	B	S	PTS	AVG
'24-'25	1/0	2/2.0	0-0	.000	0-0	.000	0-0	.000	0	0	0/0.0	0	0	0	0	0	0	0.0
TOTAL	1/0	2/2.0	0-0	.000	0-0	.000	0-0	.000	0	0	0/0.0	0	0	0	0	0	0	0.0

## 2024-25 PROCTOR GAME-BY-GAME

Date	Opponent	MIN	FG	3FG	FT	O-D-T	PF	A	TO	B	S	TP
N4	COLORADO	DNP										
N9	at BYU	DNP										
N13	REGIS	DNP										
N17	at Gonzaga	DNP										
N22	COLO. CHRISTIAN	2	0-0	0-0	0-0	0-0-0	0	0	0	0	0	0
N28	vs. Drake	DNP										
N29	vs. Norfolk State	DNP										
N30	vs. Virginia	DNP										
D6	at Missouri State	DNP										
D15	at South Dakota	DNP										
D17	at Creighton	DNP										
D21	NORTH DAKOTA	DNP										
J1	UTAH STATE*	DNP										
J4	at Fresno State*	DNP										
J8	at New Mexico*	DNP										
J11	SAN DIEGO STATE*	DNP										
J15	NEVADA*	DNP										
J19	at UNLV*	DNP										
J22	at Air Force*	DNP										
J25	COLORADO STATE*	DNP										
J29	at San Jose State*	DNP										
F1	BOISE STATE*	DNP										
F8	at San Diego State*	DNP										
F12	AIR FORCE*	DNP										
F15	SAN JOSE STATE*	DNP										
F18	at Boise State*	DNP										
F22	at Nevada*	DNP										
F26	NEW MEXICO*	DNP										
M1	at Colorado State*	DNP										
M5	UNLV*	DNP										

## PROCTOR SEASON HIGHS

Minutes

2 vs. Colo. Christian (11/22/24)

PointsReboundsAssistsBlocksStealsField GoalsThree-Point Field GoalsFree Throws

## PROCTOR CAREER HIGHS

Minutes

2 vs. Colo. Christian (11/22/24)

PointsReboundsAssistsBlocksStealsField GoalsThree-Point Field GoalsFree Throws

## SUPERLATIVES

Double-Figure Scoring

2024-25: 0

Career: 0

Double-Figure Rebounds

2024-25: 0

Career: 0

Double-Doubles

2024-25: 0

Career: 0

## PROCTOR PLAYER NOTES

High School

Proctor, who has been with the varsity team at Bothell High School since her freshman year, helped lead Bothell to the Round of 12 at the Washington 4A State Championship in 2023. Proctor was selected to the Brooks Scouting Report All-Star Game following her junior season and helped lead her club team, EBC Elite to the Nike Tournament of Champions title her sophomore year. Proctor has also been an excellent student at Bothell, receiving the WIAA Outstanding Scholastic Award four times for three different sports (basketball, track and volleyball) and is a member of the ASB Honor Class.





#5

## TESS BARNES

6-2 • Senior • Guard/Forward

Gisborne, Australia • Maribyrnong Secondary

## CAREER STATISTICS

Year	G/GS	Min/Avg	FG-FGA	PCT	3FG-FGA	PCT	FT-FTA	PCT	OR	DR	REB/AVG	PF	A	TO	B	S	PTS	AVG
'21-'22	19/0	164/8.7	8-43	.186	7-35	.200	2-2	1.000	8	29	37/1.9	18	14	13	6	3	25	1.3
'22-'23	34/2	650/19.1	57-149	.383	33-102	.324	8-11	.727	19	71	90/2.6	47	42	48	18	21	155	4.6
'23-'24	33/33	952/28.9	108-261	.414	60-172	.349	19-25	.760	8	109	117/3.5	78	58	71	20	24	295	8.9
'24-'25	28/27	830/29.7	94-225	.418	48-134	.358	33-40	.825	17	94	111/4.0	62	68	58	10	19	269	9.6
TOTAL	114/62	2597/22.8	267-678	.394	148-443	.334	62-78	.795	52	303	355/3.1	205	182	190	54	67	744	6.5

## 2024-25 BARNES GAME-BY-GAME

Date	Opponent	MIN	FG	3FG	FT	O-D-T	PF	A	TO	B	S	TP
N4	COLORADO^	36	3-9	2-6	5-6	0-7-7	2	1	5	0	1	13
N9	at BYU^	29	4-12	3-9	0-0	0-2-2	2	3	2	1	1	11
N13	REGIS	DNP-INJURY										
N17	at Gonzaga	DNP-INJURY										
N22	COLO. CHRISTIAN	13	3-5	1-3	0-0	0-1-1	0	2	0	0	0	7
N28	vs. Drake^	31	2-6	1-4	1-2	0-6-6	1	2	0	0	3	6
N29	vs. Norfolk State^	31	4-11	3-8	1-2	0-3-3	4	0	1	1	0	12
N30	vs. Virginia^	23	3-10	1-5	2-3	0-5-5	3	0	1	1	0	9
D6	at Missouri State^	37	5-10	0-4	1-1	0-4-4	2	3	2	0	0	11
D15	at South Dakota^	24	4-5	4-4	0-0	0-5-5	1	4	3	0	1	12
D17	at Creighton^	35	7-11	2-6	0-0	0-3-3	3	5	1	0	0	16
D21	NORTH DAKOTA^	24	5-9	0-2	6-6	1-1-2	2	4	1	0	1	16
J1	UTAH STATE*^	21	1-6	1-5	0-0	1-5-6	2	0	2	0	0	3
J4	at Fresno State*^	34	9-16	4-8	2-2	2-2-4	2	2	5	0	1	24
J8	at New Mexico*^	37	4-8	3-6	4-4	0-1-1	1	3	2	0	0	15
J11	SAN DIEGO STATE*^	22	1-3	0-2	4-4	0-3-3	1	0	0	0	1	6
J15	NEVADA*^	34	5-11	2-6	1-2	1-4-5	2	1	3	0	1	13
J19	at UNLV*^	38	2-7	1-3	3-4	0-1-1	3	4	3	1	0	8
J22	at Air Force*^	18	1-4	1-2	0-0	0-1-1	3	4	4	0	0	3
J25	COLORADO STATE*^	28	0-4	0-3	0-0	3-2-5	5	2	3	1	0	0
J29	at San Jose State*^	28	4-8	2-3	0-0	0-2-2	0	4	3	0	1	10
F1	BOISE STATE*^	20	3-4	0-0	0-0	3-3-6	3	4	1	1	1	6
F8	at San Diego State*^	32	4-6	3-4	0-0	0-6-6	4	0	5	0	2	11
F12	AIR FORCE*^	30	2-9	1-6	0-0	0-4-4	1	3	2	0	0	5
F15	SAN JOSE STATE*^	28	1-7	1-4	0-0	1-4-5	2	1	0	1	0	3
F18	at Boise State*^	34	5-11	4-9	0-0	1-5-6	5	1	4	0	1	14
F22	at Nevada*^	34	4-12	2-6	3-4	2-3-5	2	1	3	0	2	13
F26	NEW MEXICO*^	33	3-7	2-4	0-0	1-5-6	0	4	0	2	1	8
M1	at Colorado State*^	34	3-8	2-6	0-0	1-3-4	4	5	1	0	0	8
M5	UNLV*^	38	2-6	2-6	0-0	0-3-3	2	5	1	1	1	6

\* Mountain West game | ^ starter

## BARNES SEASON HIGHS

**Minutes**  
38 at UNLV (1/19/25)

**Points**  
24 at Fresno State (1/4/25)

**Rebounds**  
7 vs. Colorado (11/4/24)

**Assists**  
5 (3) vs. UNLV (3/5/25)

**Blocks**  
2 vs. New Mexico (2/26/25)

**Steals**  
3 vs. Drake (11/28/24)

**Field Goals**  
9 at Fresno State (1/4/25)

**Three-Point Field Goals**  
4 (3) at Boise State (2/18/25)

**Free Throws**  
6 vs. North Dakota (12/21/24)

## BARNES CAREER HIGHS

**Minutes**  
39 vs. UNLV (2/21/24)

**Points**  
24 at Fresno State (1/4/25)

**Rebounds**  
9 vs. San Diego State (1/10/24)

**Assists**  
7 vs. North Dakota (11/6/23)

**Blocks**  
4 (2) vs. San Diego State (1/10/24)

**Steals**  
4 at Kansas State (3/21/23)

**Field Goals**  
9 at Fresno State (1/4/25)

**Three-Point Field Goals**  
5 (4) at San Jose State (2/28/24)

**Free Throws**  
6 vs. North Dakota (12/21/24)

## BARNES PLAYER NOTES

**Junior (2023-24)** Started all 33 games in 2023-24 and averaged 8.9 points, 3.5 rebounds and 1.8 assists per game. Third on the team in scoring and led Wyoming with 60 made 3-pointers while shooting 35-percent from beyond-the-arc. Ranked 12th in the Mountain West with 1.82 made 3-pointers per game. Recorded 24 steals and 20 blocks. Scored in double figures 11 times and had a career-high 21 points, twice (at CSU 2/17 and at SJSU (2/28). Made 2-or-more 3-pointers 16 times, including a career-best five, on three occasions. CSC Academic All-District Team member. Recorded a career-high nine rebounds in the January 10 win against San Diego State.

**Sophomore (2022-23)** Played in all 34 games and made a pair of starts. Averaged 4.6 points and 2.6 rebounds per game while blocking 18 shots and tallying 21 steals. Scored a career-high 13 points in the Mountain West Tournament Championship Game against UNLV. Set a career-best in rebounds with eight at Utah State (2/9). Was second on the team with 33 made 3-pointers, including 10 contests with 2-plus makes. Scored in double figures three times during the season and had six contests with four assists. Tallied four blocks at Utah State and four steals in the WNIT at Kansas State (3/21).

## SUPERLATIVES

**Double-Figure Scoring**  
2021-22: 0  
2022-23: 3  
2023-24: 11  
2024-25: 14  
Career: 28

## 20-Plus Point Games

2023-24: 2  
2024-25: 1  
Career: 3





#10

LANA BESLIC

5-8 • Freshman • Guard

Split, Croatia • Western Reserve Academy

## CAREER STATISTICS

Year	G/GS	Min/Avg	FG-FGA	PCT	3FG-FGA	PCT	FT-FTA	PCT	OR	DR	REB/AVG	PF	A	TO	B	S	PTS	AVG
'24-'25	6/0	19/3.2	0-2	.000	0-0	.000	0-2	.000	0	1	1/0.2	3	3	4	0	0	0	0.0
TOTAL	6/0	19/3.2	0-2	.000	0-0	.000	0-2	.000	0	1	1/0.2	3	3	4	0	0	0	0.0

## 2024-25 BESLIC GAME-BY-GAME

Date	Opponent	MIN	FG	3FG	FT	O-D-T	PF	A	TO	B	S	TP
N4	COLORADO	DNP										
N9	at BYU	DNP										
N13	REGIS	3	0-0	0-0	0-0	0-0-0	2	0	2	0	0	0
N17	at Gonzaga	DNP										
N22	COLO. CHRISTIAN	7	0-2	0-0	0-0	0-1-1	1	2	0	0	0	0
N28	vs. Drake	DNP										
N29	vs. Norfolk State	DNP										
N30	vs. Virginia	DNP										
D6	at Missouri State	DNP										
D15	at South Dakota	2	0-0	0-0	0-0	0-0-0	0	0	1	0	0	0
D17	at Creighton	DNP										
D21	NORTH DAKOTA	3	0-0	0-0	0-0	0-0-0	0	1	0	0	0	0
J1	UTAH STATE*	DNP										
J4	at Fresno State*	DNP										
J8	at New Mexico*	DNP										
J11	SAN DIEGO STATE*	DNP										
J15	NEVADA*	DNP										
J19	at UNLV*	DNP										
J22	at Air Force*	DNP										
J25	COLORADO STATE*	DNP										
J29	at San Jose State*	DNP										
F1	BOISE STATE*	DNP										
F8	at San Diego State*	DNP										
F12	AIR FORCE*	DNP										
F15	SAN JOSE STATE*	2	0-0	0-0	0-2	0-0-0	0	0	1	0	0	0
F18	at Boise State*	DNP										
F22	at Nevada*	DNP										
F26	NEW MEXICO*	2	0-0	0-0	0-0	0-0-0	0	0	0	0	0	0
M1	at Colorado State*	DNP										
M5	UNLV*	DNP										

\* Mountain West game | ^ starter

## BESLIC SEASON HIGHS

Minutes

7 vs. Colo. Christian (11/22/24)

PointsRebounds

1 vs. Colo. Christian (11/22/24)

Assists

2 vs. Colo. Christian (11/22/24)

BlocksStealsField GoalsThree-Point Field GoalsFree Throws

## BESLIC CAREER HIGHS

Minutes

7 vs. Colo. Christian (11/22/24)

PointsRebounds

1 vs. Colo. Christian (11/22/24)

Assists

2 vs. Colo. Christian (11/22/24)

BlocksStealsField GoalsThree-Point Field GoalsFree Throws

## SUPERLATIVES

Double-Figure Scoring

2024-25: 0

Career: 0

5-Plus Assists

2024-25: 0

Career: 0

Double-Doubles

2024-25: 0

Career: 0

## BESLIC PLAYER NOTES

Before UW

Beslic, who spent the 2023-24 season at the Western Reserve Academy in Ohio, played for KAZL Split in the Croatia-Premier Liga in Croatia in 2022-23. In 19 games with KAZL, Beslic averaged seven points, five rebounds, 3.5 assists and 1.7 steals per game. Beslic played for the junior Croatian National Team from U14 to U20, where she helped Croatia win the U18 European Championship, Division B in 2023 for the U18 team. In six games at the European Championships, Beslic averaged 10 points, six rebounds, 4.7 assists and 2.2 steals per game for Croatia.







# #11 MADI SYMONS

6-0 • Sophomore • Forward

Coeur d'Alene, Idaho • Coeur d'Alene High School

## CAREER STATISTICS

Year	G/GS	Min/Avg	FG-FGA	PCT	3FG-FGA	PCT	FT-FTA	PCT	OR	DR	REB/AVG	PF	A	TO	B	S	PTS	AVG
'23-'24	33/0	347/10.5	15-32	.469	2-9	.222	5-13	.385	6	33	39/1.2	39	18	26	2	6	37	1.1
'24-'25	28/4	337/12.0	10-34	.294	3-9	.333	4-14	.286	3	36	39/1.4	40	19	27	3	13	27	1.0
TOTAL	61/4	684/11.2	25-66	.379	5-18	.278	9-27	.333	9	69	78/1.3	79	37	53	5	19	64	1.0

## 2024-25 SYMONS GAME-BY-GAME

Date	Opponent	MIN	FG	3FG	FT	O-D-T	PF	A	TO	B	S	TP
N4	COLORADO	4	0-0	0-0	0-0	0-0-0	1	0	0	0	1	0
N9	at BYU	8	0-1	0-0	0-0	0-0-0	0	0	0	0	0	0
N13	REGIS^	24	1-3	0-0	0-0	1-7-8	3	1	1	0	2	2
N17	at Gonzaga^	35	0-1	0-0	1-2	0-2-2	4	4	1	1	0	1
N22	COLO. CHRISTIAN^	17	2-3	0-0	0-0	0-5-5	1	0	1	0	0	4
N28	vs. Drake	9	0-0	0-0	0-0	0-0-0	2	0	0	0	0	0
N29	vs. Norfolk State	9	0-0	0-0	1-4	0-0-0	0	0	0	0	0	1
N30	vs. Virginia	17	0-4	0-2	0-2	0-1-1	1	2	2	0	2	0
D6	at Missouri State	3	0-1	0-1	0-0	0-0-0	0	0	0	0	0	0
D15	at South Dakota	14	0-0	0-0	1-2	0-1-1	2	0	2	0	0	1
D17	at Creighton	6	0-0	0-0	0-0	0-0-0	3	0	1	0	1	0
D21	NORTH DAKOTA	13	1-3	0-1	0-0	0-1-1	1	0	2	0	1	2
J1	UTAH STATE*	19	1-2	0-0	0-0	1-1-2	2	1	4	0	0	2
J4	at Fresno State*	8	0-0	0-0	0-0	1-1-2	0	0	0	0	0	0
J8	at New Mexico*	3	0-1	0-0	0-0	0-1-1	1	0	0	0	0	0
J11	SAN DIEGO STATE*	23	2-3	1-2	0-0	0-2-2	3	3	2	0	0	5
J15	NEVADA*	11	0-0	0-0	0-0	0-0-0	0	1	0	1	0	0
J19	at UNLV*	10	0-0	0-0	0-0	0-1-1	2	2	1	1	0	0
J22	at Air Force*	21	2-2	1-1	0-0	0-3-3	2	2	4	0	3	5
J25	COLORADO STATE*	4	0-1	0-1	0-0	0-0-0	0	0	0	0	0	0
J29	at San Jose State*	14	0-2	0-0	0-0	0-0-0	1	0	1	0	1	0
F1	BOISE STATE*	8	0-2	0-0	0-0	0-0-0	0	0	0	0	0	0
F8	at San Diego State*	10	0-1	0-0	0-0	0-2-2	0	0	0	0	0	0
F12	AIR FORCE*	9	0-0	0-0	1-2	0-2-2	0	0	1	0	0	1
F15	SAN JOSE STATE*	12	0-0	0-0	0-2	0-2-2	4	0	2	0	1	0
F18	at Boise State*	2	0-0	0-0	0-0	0-0-0	2	0	0	0	0	0
F22	at Nevada*^	17	0-3	0-0	0-0	0-3-3	3	2	1	0	1	0
F26	NEW MEXICO*	9	1-1	1-1	0-0	0-1-1	2	1	1	0	0	3
M1	at Colorado State*	DNP										
M5	UNLV*	DNP										

\* Mountain West game | ^ starter

## SYMONS SEASON HIGHS

Minutes  
35 at Gonzaga (11/17/24)  
Points  
5 (2) at Air Force (1/22/25)  
Rebounds  
8 vs. Regis (11/13/24)  
Assists  
4 at Gonzaga (11/17/24)  
Blocks  
1 (3) at UNLV (1/19/25)  
Steals  
3 at Air Force (1/22/25)  
Field Goals  
2 (3) at Air Force (1/22/25)  
Three-Point Field Goals  
1 (3) vs. New Mexico (2/26/25)  
Free Throws  
1 (4) vs. Air Force (2/12/25)

## SYMONS CAREER HIGHS

Minutes  
35 at Gonzaga (11/17/24)  
Points  
5 (2) at Air Force (1/22/25)  
Rebounds  
8 vs. Regis (11/13/24)  
Assists  
4 (2) 4 at Gonzaga (11/17/24)  
Blocks  
1 (5) at UNLV (1/19/25)  
Steals  
3 at Air Force (1/22/25)  
Field Goals  
2 (4) at Air Force (1/22/25)  
Three-Point Field Goals  
1 (5) vs. New Mexico (2/26/25)  
Free Throws  
2 at Denver (11/14/23)

## SUPERLATIVES

Double-Figure Scoring  
2023-24:  
Career: 0  
Double-Figure Rebounding  
2023-24:  
Career:  
Double-Doubles  
2023-24: 0  
Career:

## SYMONS PLAYER NOTES

### Freshman (2023-24)

Played in all 33 games her freshman campaign. Averaged 10.5 minutes per game. Averaged 1.1 points and 1.2 rebounds per contest while adding 18 assists. Shot 47-percent from the floor. Scored a season-high four points, twice and grabbed a season-best four rebounds, twice.

### High School

Symons was a multiple-time IEL Most Valuable Player and North Idaho Hall of Fame Female Basketball Player of the Year. A four-time All-IEL selection, Symons was named First Team All-State and State Tournament All-Tournament Team following her senior season. Symons became Coeur d'Alene's all-time leading scorer and rebounder in 2023 and helped lead Coeur d'Alene to two district titles and three league championships. Symons closed her career as a four-time Idaho All-State selection.





# #12 MALENE PEDERSEN

5-11 • Junior • Guard  
Aabyhoj, Denmark • Kansas State

## CAREER STATISTICS

Year	G/GS	Min/Avg	FG-FGA	PCT	3FG-FGA	PCT	FT-FTA	PCT	OR	DR	REB/AVG	PF	A	TO	B	S	PTS	AVG
'22-'23	34/34	981/28.9	133-285	.467	27-84	.321	82-93	.882	33	103	136/4.0	54	81	53	2	16	375	11.0
'23-'24	33/32	980/29.7	137-294	.466	34-109	.312	54-60	.900	21	90	111/3.4	37	70	39	1	29	362	11.0
'24-'25	30/30	959/32.0	160-329	.486	44-114	.386	49-55	.891	18	91	109/3.6	28	83	35	3	22	413	13.8
TOTAL	97/96	2920/30.1	430-908	.474	105-307	.342	185-208	.889	72	284	356/3.7	119	234	127	6	67	1150	11.9

## 2024-25 PEDERSEN GAME-BY-GAME

Date	Opponent	MIN	FG	3FG	FT	O-D-T	PF	A	TO	B	S	TP
N4	COLORADO^	32	1-8	0-4	0-0	0-4-4	0	4	2	1	0	2
N9	at BYU^	34	6-12	3-8	0-1	0-0-0	0	1	1	0	1	15
N13	REGIS^	29	8-15	1-5	0-0	2-3-5	1	1	1	0	2	17
N17	at Gonzaga^	37	4-16	3-10	1-1	0-5-5	2	2	3	1	0	12
N22	COLO. CHRISTIAN^	17	1-3	1-3	0-0	0-1-1	1	2	3	0	0	3
N28	vs. Drake^	30	6-15	1-2	2-2	2-2-4	2	3	1	0	2	15
N29	vs. Norfolk State^	35	2-9	0-2	0-0	1-1-2	2	5	1	0	1	4
N30	vs. Virginia^	38	8-11	1-2	6-7	1-4-5	2	1	1	0	1	23
D6	at Missouri State^	35	4-11	1-6	1-1	1-5-6	2	3	0	0	1	10
D15	at South Dakota^	25	2-4	2-2	0-0	0-4-4	1	6	2	0	0	6
D17	at Creighton^	34	7-13	2-4	0-0	0-3-3	0	0	1	0	1	16
D21	NORTH DAKOTA^	26	3-8	2-5	5-6	0-0-0	0	2	0	0	2	13
J1	UTAH STATE*^	28	7-13	2-2	6-6	1-1-2	0	3	2	0	0	22
J4	at Fresno State*^	25	3-9	0-4	0-0	2-2-4	0	1	1	0	0	6
J8	at New Mexico*^	31	5-10	2-2	2-2	1-4-5	1	7	1	0	0	14
J11	SAN DIEGO STATE*^	32	5-10	2-4	1-1	0-2-2	1	2	1	0	1	13
J15	NEVADA*^	28	5-12	0-1	2-2	1-4-5	0	3	0	0	1	12
J19	at UNLV*^	41	7-8	2-3	0-0	1-5-6	0	3	1	0	2	16
J22	at Air Force*^	25	7-8	0-0	2-2	1-1-2	1	4	1	0	1	16
J25	COLORADO STATE*^	38	5-11	2-3	0-0	0-7-7	1	2	1	0	0	12
J29	at San Jose State*^	31	10-14	0-2	0-0	0-2-2	1	1	0	0	1	20
F1	BOISE STATE*^	30	7-16	1-4	0-0	0-3-3	0	5	2	1	0	15
F8	at San Diego State*^	34	5-11	0-2	0-0	0-3-3	1	6	1	0	1	10
F12	AIR FORCE*^	36	7-11	3-5	3-4	0-2-2	0	3	1	0	0	20
F15	SAN JOSE STATE*^	29	8-13	3-6	2-2	0-3-3	2	2	3	0	1	21
F18	at Boise State*^	35	5-8	0-1	6-8	1-3-4	2	5	1	0	1	16
F22	at Nevada*^	34	4-13	2-5	0-0	0-6-6	2	1	0	0	0	10
F26	NEW MEXICO*^	30	4-12	1-4	2-2	1-5-6	1	1	0	0	1	11
M1	at Colorado State*^	39	5-8	2-4	4-4	0-4-4	1	0	3	0	0	16
M5	UNLV*^	39	9-17	5-9	4-4	2-2-4	1	4	0	0	1	27

\* Mountain West game | ^ starter

## PEDERSEN PLAYER NOTES

**Sophomore (2023-24)** Played in all 33 games and made 32 starts. Led the team in minutes played per game at 29.7. Second on the team in scoring with 11 points per game. Averaged 3.4 rebounds and 2.1 assists per game. Second on the team with 29 steals and 54 made free throws while making 90-percent (54-60) at the line. Scored in double figures 21 times and tied a career-high with 24 points against UTSA (3/24) to open the WNIT. Tied a career-high with eight made field goals and four made 3-pointers in the contest. Scored 15-plus in six games and had 14 games with five-or-more made field goals. Had a 1.8 assist-to-turnover ratio. Third on the team with 70 total assists and was second on the team with 34 made 3-pointers and 137 field goals. Shot nearly 47-percent from the field.

**Freshman (2022-23)** Was named the Mountain West Freshman of the Year while being selected to the league's All-Freshman Team and was named to the MW Tournament All-Tournament Team. Started in all 34 games during the season and was second on the team averaging 11 points per game, was third with four rebounds per contest and was second on the team with 81 assists. Led all Mountain West freshman in scoring and assists per game. Was second on the team with 133 made field goals on 47-percent shooting. Made 27 3-pointers in 2022-23. Led the team with 82 made free throws while shooting 88-percent at the free-throw line, which led the league. Scored in double figures 19 times and had two contests with 20-or-more points. Tallied a career-best 24 points in the Mountain West Tournament against JSU (3/6). Grabbed a season-best nine rebounds, twice and had seven assists at Air Force (1/11). Was named the league's Freshman of the Week five times.

## PEDERSEN SEASON HIGHS

Minutes

41 at UNLV (1/19/25)

Points

27 vs. UNLV (3/5/25)

Rebounds

7 vs. Colorado State (1/25/25)

Assists

7 at New Mexico (1/8/25)

Blocks

1 (3) vs. Boise State (2/1/25)

Steals

2 (4) at UNLV (1/19/25)

Field Goals

10 at San Jose State (1/29/25)

Three-Point Field Goals

5 vs. UNLV (3/5/25)

Free Throws

6 (3) at Boise State (2/18/25)

## PEDERSEN CAREER HIGHS

Minutes

41 at UNLV (1/19/25)

Points

27 vs. UNLV (3/5/25)

Rebounds

9 (2) vs. Nevada (2/23/23)

Assists

7 (2) at New Mexico (1/8/25)

Blocks

1 (6) vs. Boise State (2/1/25)

Steals

3 (2) at San Diego State (3/5/24)

Field Goals

10 at San Jose State (1/29/25)

Three-Point Field Goals

5 vs. UNLV (3/5/25)

Free Throws

11 vs. Air Force (1/24/24)

## SUPERLATIVES

Double-Figure Scoring

2022-23: 19

2023-24: 21

2024-25: 25

Career: 65

20-Plus Points

2022-23: 2

2023-24: 1

2024-25: 6

Career: 9

Five-Plus Assists

2022-23: 2

2023-24: 0

2024-25: 6

Career: 8



#13

KAROLINE LUNDIN

5-9 • Freshman • Guard/Forward

Copenhagen, Denmark • Falkonergårdens Gymnasium

## CAREER STATISTICS

Year	G/GS	Min/Avg	FG-FGA	PCT	3FG-FGA	PCT	FT-FTA	PCT	OR	DR	REB/AVG	PF	A	TO	B	S	PTS	AVG
'24-'25	11/0	52/4.7	6-19	.316	3-10	.300	1-2	.500	0	4	4/0.4	6	2	4	0	0	16	1.5
TOTAL	11/0	52/4.7	6-19	.316	3-10	.300	1-2	.500	0	4	4/0.4	6	2	4	0	0	16	1.5

## 2024-25 LUNDIN GAME-BY-GAME

Date	Opponent	MIN	FG	3FG	FT	O-D-T	PF	A	TO	B	S	TP
N4	COLORADO	DNP										
N9	at BYU	DNP										
N13	REGIS	6	0-1	0-1	0-0	0-0-0	3	0	1	0	0	0
N17	at Gonzaga	DNP										
N22	COLO. CHRISTIAN	10	1-3	1-2	0-0	0-2-2	1	1	0	0	0	3
N28	vs. Drake	DNP										
N29	vs. Norfolk State	DNP										
N30	vs. Virginia	DNP										
D6	at Missouri State	DNP										
D15	at South Dakota	8	3-5	1-2	0-0	0-1-1	0	0	0	0	0	7
D17	at Creighton	DNP										
D21	NORTH DAKOTA	7	1-3	1-2	0-0	0-0-0	0	0	1	0	0	3
J1	UTAH STATE*	2	0-0	0-0	1-2	0-1-1	0	0	0	0	0	1
J4	at Fresno State*	DNP										
J8	at New Mexico*	DNP										
J11	SAN DIEGO STATE*	DNP										
J15	NEVADA*	DNP										
J19	at UNLV*	DNP										
J22	at Air Force*	5	0-1	0-0	0-0	0-0-0	0	0	1	0	0	0
J25	COLORADO STATE*	2	0-1	0-1	0-0	0-0-0	0	0	1	0	0	0
J29	at San Jose State*	3	0-2	0-2	0-0	0-0-0	0	1	0	0	0	0
F1	BOISE STATE*	1	0-1	0-0	0-0	0-0-0	0	0	0	0	0	0
F8	at San Diego State*	DNP										
F12	AIR FORCE*	DNP										
F15	SAN JOSE STATE*	4	1-1	0-0	0-0	0-0-0	1	0	0	0	0	2
F18	at Boise State*	DNP										
F22	at Nevada*	DNP										
F26	NEW MEXICO*	3	0-1	0-0	0-0	0-0-0	1	0	0	0	0	0
M1	at Colorado State*	DNP										
M5	UNLV*	DNP										

\* Mountain West game | ^ starter

## LUNDIN SEASON HIGHS

Minutes

10 vs. Colo. Christian (11/22/24)

Points

7 at South Dakota (12/15/24)

Rebounds

2 vs. Colo. Christian (11/22/24)

Assists

1 (2) at San Jose State (1/29/25)

BlocksStealsField Goals

3 at South Dakota (12/15/24)

Three-Point Field Goals

1(3) vs. North Dakota (12/21/24)

Free Throws

1 vs. Utah State (1/1/25)

## LUNDIN CAREER HIGHS

Minutes

10 vs. Colo. Christian (11/22/24)

Points

7 at South Dakota (12/15/24)

Rebounds

2 vs. Colo. Christian (11/22/24)

Assists

1 (2) at San Jose State (1/29/25)

BlocksStealsField Goals

3 at South Dakota (12/15/24)

Three-Point Field Goals

1(3) vs. North Dakota (12/21/24)

Free Throws

1 vs. Utah State (1/1/25)

## SUPERLATIVES

Double-Figure Scoring

2024-25: 0

Career: 0

Five-Plus Assists

2024-25: 0

Career: 0

Double-Doubles

2024-25: 0

Career: 0

## LUNDIN PLAYER NOTES

Before UW

Lundin was a part of multiple Danish National Teams (U16, U18 and U20) and currently plays for Marbo Basket in the Sweden-Damligan League. Last season, Lundin averaged 10.5 points, 3.8 rebounds and an assist per game. Two summers ago in the FIBA U18 European Championships, Lundin averaged 13 points, eight rebounds and nearly two assists in seven games at the tournament.





# #14 KATI OLLILAINEN

5-9 • Sophomore • Guard  
Helsinki, Finland • Helsinki Basketball Academy

## CAREER STATISTICS

Year	G/GS	Min/Avg	FG-FGA	PCT	3FG-FGA	PCT	FT-FTA	PCT	OR	DR	REB/AVG	PF	A	TO	B	S	PTS	AVG
'23-'24	27/0	371/13.7	25-60	.417	11-29	.379	11-16	.688	2	27	29/1.1	27	32	22	0	11	72	2.7
'24-'25	30/1	478/15.9	45-97	.464	9-36	.250	15-21	.714	3	57	60/2.0	30	38	33	2	10	114	3.8
TOTAL	57/1	849/14.9	70-157	.446	20-65	.308	26-37	.703	5	84	89/1.6	57	70	55	2	21	186	3.3

## 2024-25 OLLILAINEN GAME-BY-GAME

Date	Opponent	MIN	FG	3FG	FT	O-D-T	PF	A	TO	B	S	TP
N4	COLORADO	17	1-2	0-1	0-0	0-3-3	1	1	1	0	0	2
N9	at BYU	17	0-3	0-3	0-0	0-0-0	0	0	2	0	0	0
N13	REGIS	21	1-3	0-1	4-4	0-5-5	1	3	3	0	1	6
N17	at Gonzaga	2	0-0	0-0	0-0	0-0-0	1	0	0	0	0	0
N22	COLO. CHRISTIAN	18	2-2	0-0	0-0	1-3-4	1	1	1	1	0	4
N28	vs. Drake	8	0-1	0-1	0-0	0-0-0	1	0	0	0	0	0
N29	vs. Norfolk State	9	0-0	0-0	0-4	1-0-1	1	0	2	0	0	0
N30	vs. Virginia	6	0-1	0-0	1-2	0-0-0	1	0	2	0	0	1
D6	at Missouri State	16	1-4	0-3	0-0	0-1-1	1	0	3	0	1	2
D15	at South Dakota	16	5-8	0-3	0-0	0-4-4	1	2	0	0	0	10
D17	at Creighton	7	1-1	0-0	0-0	0-1-1	1	0	0	0	0	2
D21	NORTH DAKOTA	9	2-3	0-1	0-0	0-1-1	0	2	0	0	2	4
J1	UTAH STATE*^	28	4-8	2-3	1-1	1-2-3	1	5	0	0	1	11
J4	at Fresno State*	15	1-3	0-0	0-0	0-4-4	0	1	1	0	0	2
J8	at New Mexico*	20	2-2	0-0	0-0	0-3-3	2	2	2	0	0	4
J11	SAN DIEGO STATE*	22	2-4	1-1	2-2	0-1-1	1	2	1	0	0	7
J15	NEVADA*	22	2-2	1-1	0-0	0-1-1	2	1	5	0	0	5
J19	at UNLV*	28	2-6	2-5	0-0	0-3-3	3	0	1	0	1	6
J22	at Air Force*	27	2-4	1-2	0-0	0-3-3	0	3	1	1	0	5
J25	COLORADO STATE*	23	1-4	1-4	2-2	0-3-3	1	4	3	0	0	5
J29	San Jose State*	17	5-6	0-0	0-0	0-2-2	1	2	0	0	1	10
F1	BOISE STATE*	13	3-4	0-0	1-1	0-1-1	1	0	0	0	0	7
F8	at San Diego State*	17	1-2	0-0	0-0	0-1-1	1	1	1	0	1	2
F12	AIR FORCE*	19	0-4	0-3	1-2	0-3-3	2	3	1	0	1	1
F15	SAN JOSE STATE*	15	1-3	0-0	2-2	0-2-2	0	0	0	0	0	4
F18	at Boise State*	12	0-1	0-1	0-0	0-1-1	1	1	0	0	0	0
F22	at Nevada*	15	2-4	0-0	1-1	0-1-1	0	1	0	0	1	5
F26	NEW MEXICO*	12	1-3	0-0	0-0	0-3-3	2	1	1	0	0	2
M1	at Colorado State*	21	3-7	1-3	0-0	0-5-5	2	2	0	0	0	7
M5	UNLV*	8	0-2	0-0	0-0	0-0-0	0	0	1	0	0	0

\* Mountain West game | ^ starter

## OLLILAINEN PLAYER NOTES

## Freshman (2023-24)

Played in 27 games for the Cowgirls and averaged nearly 14 minutes per game. Averaged 2.7 points, 1.1 rebounds and 1.2 assists per game. Shot nearly 42-percent from the field and made 11-of-29 (38-percent) from 3-point range. Scored in double figures twice in the first four games of the season before an injury hampered her the rest of the campaign. Scored 14 points on 5-of-8 shooting in the season opener against North Dakota (11/6). Tallied 11 steals.

## OLLILAINEN SEASON HIGHS

Minutes

28 (2) at UNLV (1/19/25)

Points

11 vs. Utah State (1/1/25)

Rebounds

5 (2) at Colorado State (3/1/25)

Assists

5 vs. Utah State (1/1/25)

Blocks

1 (2) at Air Force (1/22/25)

Steals

2 vs. North Dakota (12/21/24)

Field Goals

5 (2) at San Jose State (1/29/25)

Three-Point Field Goals

2 (2) at UNLV (1/19/25)

Free Throws

4 vs. Regis (11/13/24)

## OLLILAINEN CAREER HIGHS

Minutes

28 (3) at UNLV (1/19/25)

Points

14 vs. North Dakota (11/6/23)

Rebounds

5 (2) at Colorado State (3/1/25)

Assists

5 vs. Utah State (1/1/25)

Blocks

1 (2) at Air Force (1/22/25)

Steals

2 (3) vs. North Dakota (12/21/24)

Field Goals

5 (3) at San Jose State (1/29/25)

Three-Point Field Goals

2 (4) at UNLV (1/19/25)

Free Throws

4 vs. Regis (11/13/24)

## SUPERLATIVES

Double-Figure Scoring

2023-24: 2

2024-25: 3

Career: 5

20-Plus Points

2023-24: 0

2024-25: 1

Career: 0


Five-Plus Assists

2023-24: 0

2024-25: 1

Career: 1





#15

## HEIDUR KARLSDOTTIR

6-4 • Freshman • Forward/Center

Laugavellir, Iceland • Commercial College of Iceland

## CAREER STATISTICS

Year	G/GS	Min/Avg	FG-FGA	PCT	3FG-FGA	PCT	FT-FTA	PCT	OR	DR	REB/AVG	PF	A	TO	B	S	PTS	AVG
'24-'25	17/0	94/5.5	4-17	.235	0-0	.000	6-8	.750	11	17	28/1.6	4	2	7	2	3	14	0.8
TOTAL	17/0	94/5.5	4-17	.235	0-0	.000	6-8	.750	11	17	28/1.6	4	2	7	2	3	14	0.8

## 2024-25 KARLSDOTTIR GAME-BY-GAME

Date	Opponent	MIN	FG	3FG	FT	O-D-T	PF	A	TO	B	S	TP
N4	COLORADO	DNP										
N9	at BYU	DNP										
N13	REGIS	11	0-4	0-0	2-2	2-4-6	0	0	1	0	1	2
N17	at Gonzaga	2	0-0	0-0	0-0	1-0-1	0	0	0	0	0	0
N22	COLO. CHRISTIAN	15	0-2	0-0	1-2	1-2-3	2	1	1	0	0	1
N28	vs. Drake	DNP										
N29	vs. Norfolk State	DNP										
N30	vs. Virginia	5	1-1	0-0	2-2	2-0-2	0	1	0	0	0	4
D6	at Missouri State	9	0-1	0-0	0-0	0-1-1	1	0	1	1	1	0
D15	at South Dakota	2	0-0	0-0	0-0	0-2-2	0	0	0	0	0	0
D17	at Creighton	DNP										
D21	NORTH DAKOTA	16	1-3	0-0	0-0	1-2-3	0	0	1	0	1	2
J1	UTAH STATE*	10	1-1	0-0	1-2	1-4-5	0	0	1	1	0	3
J4	at Fresno State*	2	1-1	0-0	0-0	1-0-1	0	0	0	0	0	2
J8	at New Mexico*	2	0-0	0-0	0-0	0-1-1	1	0	0	0	0	0
J11	SAN DIEGO STATE*	DNP										
J15	NEVADA*	1	0-0	0-0	0-0	0-0-0	0	0	0	0	0	0
J19	at UNLV*	1	0-0	0-0	0-0	0-0-0	0	0	0	0	0	0
J22	at Air Force*	5	0-1	0-0	0-0	0-1-1	0	0	0	0	0	0
J25	COLORADO STATE*	DNP										
J29	at San Jose State*	2	0-1	0-0	0-0	0-0-0	0	0	0	0	0	0
F1	BOISE STATE*	2	0-0	0-0	0-0	0-0-0	0	0	1	0	0	0
F8	at San Diego State*	DNP										
F12	AIR FORCE*	DNP										
F15	SAN JOSE STATE*	DNP										
F18	at Boise State*	DNP										
F22	at Nevada*	10	0-2	0-0	0-0	2-0-2	0	0	1	0	0	0
F26	NEW MEXICO*	DNP										
M1	at Colorado State*	DNP										
M5	UNLV*	DNP										

\* Mountain West game | ^ starter

## KARLSDOTTIR PLAYER NOTES

## Before UW

Karlsdottir helped lead her Junior Team to a 2022 Cup Championship while also leading the Senior squad to the regular season championship. Karlsdottir has also been named to multiple Icelandic National Teams. She was selected for the U16, U18 (twice) and U20 national teams. She was also selected to the Team of the Week in the Premier League in Iceland, twice and was named the 2021 and 2022 Reykdaelir Athlete of the Year. Karlsdottir was also named the Fjolnir Best Icelandic Women's Basketball Player for the 2022-23 season.

## KARLSDOTTIR SEASON HIGHS

## Minutes

16 vs. North Dakota (12/21/24)

## Points

4 vs. Virginia (11/30/24)

## Rebounds

6 vs. Regis (11/13/24)

## Assists

1 (2) vs. Virginia (11/30/24)

## Blocks

1 (2) vs. Utah State (1/1/25)

## Steals

1 (3) vs. North Dakota (12/21/24)

## Field Goals

1 (3) vs. Utah State (1/1/25)

## Three-Point Field Goals

## Free Throws

2 (2) vs. Virginia (11/30/24)

## KARLSDOTTIR CAREER HIGHS

## Minutes

16 vs. North Dakota (12/21/24)

## Points

4 vs. Virginia (11/30/24)

## Rebounds

6 vs. Regis (11/13/24)

## Assists

1 (2) vs. Virginia (11/30/24)

## Blocks

1 (2) vs. Utah State (1/1/25)

## Steals

1 (3) vs. North Dakota (12/21/24)

## Field Goals

1 (3) vs. Utah State (1/1/25)

## Three-Point Field Goals

## Free Throws

2 (2) vs. Virginia (11/30/24)

## SUPERLATIVES

## Double-Figure Scoring

2024-25: 0

Career: 0

## Double-Figure Rebounding

2024-25: 0

Career: 0

## Double-Doubles

2024-25: 0

Career: 0





# #23 JOSLIN IGO

5-6 • Senior • Guard  
Douglas, Wyo. • Douglas High School

## CAREER STATISTICS

Year	G/GS	Min/Avg	FG-FGA	PCT	3FG-FGA	PCT	FT-FTA	PCT	OR	DR	REB/AVG	PF	A	TO	B	S	PTS	AVG
'23-'24	6/0	11/1.8	1-1	1.000	1-1	1.000	0-0	.000	0	0	0/0.0	1	1	0	0	0	3	0.5
'24-'25	7/0	12/1.8	1-3	.333	1-3	.333	0-0	.000	0	0	0/0.0	0	0	0	0	0	3	0.4
TOTAL	13/0	24/1.8	2-4	.500	2-4	.500	0-0	.000	0	0	0/0.0	1	1	0	0	0	6	0.5

## 2024-25 IGO GAME-BY-GAME

Date	Opponent	MIN	FG	3FG	FT	O-D-T	PF	A	TO	B	S	TP
N4	COLORADO	DNP										
N9	at BYU	DNP										
N13	REGIS	DNP										
N17	at Gonzaga	DNP										
N22	COLO. CHRISTIAN	4	1-2	1-2	0-0	0-1-1	0	0	0	0	0	3
N28	vs. Drake	DNP										
N29	vs. Norfolk State	DNP										
N30	vs. Virginia	DNP										
D6	at Missouri State	DNP										
D15	at South Dakota	2	0-0	0-0	0-0	0-0-0	0	0	0	0	0	0
D17	at Creighton	DNP										
D21	NORTH DAKOTA	3	0-1	0-1	0-0	0-0-0	0	0	0	0	0	0
J1	UTAH STATE*	DNP										
J4	at Fresno State*	DNP										
J8	at New Mexico*	DNP										
J11	SAN DIEGO STATE*	DNP										
J15	NEVADA*	DNP										
J19	at UNLV*	DNP										
J22	at Air Force*	DNP										
J25	COLORADO STATE*	DNP										
J29	at San Jose State*	DNP										
F1	BOISE STATE*	2	0-0	0-0	0-0	0-0-0	0	0	0	0	0	0
F8	at San Diego State*	DNP										
F12	AIR FORCE*	1	0-0	0-0	0-0	0-0-0	0	0	0	0	0	0
F15	SAN JOSE STATE*	DNP										
F18	at Boise State*	DNP										
F22	at Nevada*	DNP										
F26	NEW MEXICO*	DNP										
M1	at Colorado State*	0+	0-0	0-0	0-0	0-0-0	0	0	0	0	0	0
M5	UNLV*	0+	0-0	0-0	0-0	0-0-0	0	0	0	0	0	0

\* Mountain West game | ^ starter

## IGO SEASON HIGHS

Minutes

4 vs. Colo. Christian (11/22/24)

Points

3 vs. Colo. Christian (11/22/24)

Rebounds

1 vs. Colo. Christian (11/22/24)

AssistsBlocksStealsField Goals

1 vs. Colo. Christian (11/22/24)

Three-Point Field Goals

1 vs. Colo. Christian (11/22/24)

Free Throws

## IGO CAREER HIGHS

Minutes

6 vs. Chadron State (11/21/23)

Points

3 (2) vs. Colo. Christian (11/22/24)

Rebounds

1 vs. Colo. Christian (11/22/24)

Assists

1 vs. Chadron State (11/21/23)

BlocksStealsField Goals

1 (2) vs. Colo. Christian (11/22/24)

Three-Point Field Goals

1 (2) vs. Colo. Christian (11/22/24)

Free Throws

## SUPERLATIVES

Double-Figure Scoring

2023-24:

Career:

Five-Plus Assists

2023-24:

Career:

Double-Figure Assists

2023-24: 0

Career: 0

## IGO PLAYER NOTES

Junior (2023-24)

Appeared in six games and played a total of 11 minutes. Hit her lone shot attempt of the season, a 3-pointer November 11 against Chadron State. Also had an assist in the contest.

Before UW

Igo appeared in 65 career games with the T-Birds of Casper College and averaged 9.8 points per game on 35-percent shooting from 3-point range. This past season, Igo led Casper in scoring at 12.1 points per game while pulling down 3.3 rebounds and dishing out a pair of assists per contest. Igo shot nearly 38-percent from deep and 81-percent at the free-throw line. Igo helped lead the T-Birds to a 58-9 record overall in two seasons, a pair of Region IX titles and two appearances in the NJCAA Championship Tournament.



# #25 MIKYN HAMLIN

5-8 • Sophomore • Guard  
Hugoton, Kan. • Hugoton High School

## CAREER STATISTICS

Year	G/GS	Min/Avg	FG-FGA	PCT	3FG-FGA	PCT	FT-FTA	PCT	OR	DR	REB/AVG	PF	A	TO	B	S	PTS	AVG
'23-'24	1/0	9/8.7	0-0	.000	0-0	.000	0-0	.000	0	0	0/0.0	0	0	2	0	0	0	0.0
'24-'25	8/0	27/3.4	0-4	.000	0-2	.000	0-0	.000	0	0	0/0.0	4	0	2	1	0	0	0.0
TOTAL	9/0	36/4.0	0-4	.000	0-2	.000	0-0	.000	0	0	0/0.0	4	0	4	1	0	0	0.0

## 2024-25 HAMLIN GAME-BY-GAME

Date	Opponent	MIN	FG	3FG	FT	O-D-T	PF	A	TO	B	S	TP
N4	COLORADO	8	0-1	0-0	0-0	0-0-0	1	0	2	0	0	0
N9	at BYU	DNP										
N13	REGIS	7	0-1	0-1	0-0	0-0-0	1	0	0	1	0	0
N17	at Gonzaga	DNP										
N22	COLO. CHRISTIAN	DNP										
N28	vs. Drake	1	0-1	0-0	0-0	0-0-0	0	0	0	0	0	0
N29	vs. Norfolk State	DNP										
N30	vs. Virginia	DNP										
D6	at Missouri State	DNP										
D15	at South Dakota	2	0-1	0-1	0-0	0-0-0	0	0	0	0	0	0
D17	at Creighton	1	0-0	0-0	0-0	0-0-0	0	0	0	0	0	0
D21	NORTH DAKOTA	3	0-0	0-0	0-0	0-0-0	1	0	0	0	0	0
J1	UTAH STATE*	DNP										
J4	at Fresno State*	DNP										
J8	at New Mexico*	DNP										
J11	SAN DIEGO STATE*	DNP										
J15	NEVADA*	DNP										
J19	at UNLV*	DNP										
J22	at Air Force*	DNP										
J25	COLORADO STATE*	DNP										
J29	at San Jose State*	DNP										
F1	BOISE STATE*	3	0-0	0-0	0-0	0-0-0	0	0	0	0	0	0
F8	at San Diego State*	DNP										
F12	AIR FORCE*	DNP										
F15	SAN JOSE STATE*	DNP										
F18	at Boise State*	DNP										
F22	at Nevada*	DNP										
F26	NEW MEXICO*	3	0-0	0-0	0-0	0-0-0	1	0	0	0	0	0
M1	at Colorado State*	DNP										
M5	UNLV*	DNP										

\* Mountain West game | ^ starter

## HAMLIN PLAYER NOTES

Freshman (2023-24)

Played in the November 21 contest against Chadron State.

High School

Hamlin was a decorated student-athlete at Hugoton High School, where she was a multiple-time letterwinner in basketball, track & field and volleyball. During her basketball career at Hugoton, Hamlin was a four-time First Team All-GWAC honoree, including being the league's Most Valuable Player three times. She was also an all-state selection four times and a Kansas State Player of the Year finalist multiple times. For her career, Hamlin scored more than 1,400 points, was a KBVA All-Star invitee and was a Hays Shootout All-Academic honoree.

## HAMLIN SEASON HIGHS

Minutes

8 vs. Colorado (11/4/24)

PointsReboundsAssistsBlocks

1 vs. Regis (11/13/24)

StealsField GoalsThree-Point Field GoalsFree Throws

## HAMLIN CAREER HIGHS

Minutes

9 vs. Chadron State (11/21/23)

PointsReboundsAssistsBlocks

1 vs. Regis (11/13/24)

StealsField GoalsThree-Point Field GoalsFree Throws

## SUPERLATIVES

Double-Figure Scoring

2023-24:

Career:

20-Plus Points

2023-24:

Career:

Five-Plus Assists

2023-24:

Career:





#30

## OLA USTOWSKA

5-10 • Graduate • Guard

Kartuzy, Poland • SMS PZKosz Lomianki

## CAREER STATISTICS

Year	G/GS	Min/Avg	FG-FGA	PCT	3FG-FGA	PCT	FT-FTA	PCT	OR	DR	REB/AVG	PF	A	TO	B	S	PTS	AVG
'20-'21	24/0	345/14.4	31-89	.348	19-60	.317	3-7	.429	3	26	29/1.2	21	15	29	3	5	84	3.5
'21-'22	13/1	224/17.2	27-60	.450	16-37	.432	9-14	.643	0	11	11/0.8	18	13	14	0	4	79	6.1
'22-'23	29/0	345/11.9	18-79	.228	11-57	.193	8-11	.727	0	27	27/0.9	27	24	15	5	10	55	1.9
'23-'24	33/32	817/24.8	31-98	.316	21-73	.288	2-6	.333	6	98	104/3.2	51	97	49	4	19	85	2.6
'24-'25	29/29	693/23.9	27-90	.300	21-73	.288	1-5	.200	7	72	79/2.7	49	92	37	8	18	76	2.6
TOTAL	128/62	2424/18.9	134-416	.322	88-300	.293	23-43	.535	16	234	250/2.0	166	241	144	20	56	379	3.0

## 2024-25 USTOWSKA GAME-BY-GAME

Date	Opponent	MIN	FG	3FG	FT	O-D-T	PF	A	TO	B	S	TP
N4	COLORADO^	26	3-5	1-3	0-0	0-1-1	3	3	2	0	0	7
N9	at BYU^	31	2-4	2-3	0-0	2-3-5	2	2	4	0	1	6
N13	REGIS^	25	1-3	0-2	0-1	0-5-5	1	5	1	0	0	2
N17	at Gonzaga^	33	0-6	0-6	0-0	0-4-4	2	3	2	0	0	0
N22	COLO. CHRISTIAN^	15	0-2	0-1	0-0	0-0-0	0	3	0	1	0	0
N28	vs. Drake^	20	1-2	1-2	0-0	0-3-3	2	0	1	0	0	3
N29	vs. Norfolk State^	24	1-4	1-3	0-0	0-4-4	3	1	5	0	0	3
N30	vs. Virginia^	35	1-3	1-3	1-2	0-3-3	4	1	2	1	2	4
D6	at Missouri State^	22	0-3	0-2	0-0	1-1-2	0	3	1	0	0	0
D15	at South Dakota^	19	4-6	4-6	0-0	0-5-5	3	4	1	0	0	12
D17	at Creighton^	30	0-2	0-2	0-0	1-8-9	0	5	0	1	0	0
D21	NORTH DAKOTA^	27	2-4	2-4	0-0	1-1-2	0	2	0	1	3	6
J1	UTAH STATE*	DNP-INJURY										
J4	at Fresno State*^	33	0-2	0-0	0-0	0-4-4	1	3	0	0	1	0
J8	at New Mexico*^	25	1-3	1-3	0-0	0-1-1	4	6	1	0	2	3
J11	SAN DIEGO STATE*^	13	1-2	1-2	0-0	0-0-0	2	0	2	0	1	3
J15	NEVADA*^	23	2-4	1-2	0-0	0-1-1	1	2	1	0	0	5
J19	at UNLV*^	15	1-1	1-1	0-0	0-3-3	3	0	0	0	1	3
J22	at Air Force*^	26	1-1	0-0	0-0	0-3-3	0	2	2	0	0	2
J25	COLORADO STATE*^	29	1-10	1-8	0-2	2-3-5	2	9	0	0	0	3
J29	at San Jose State*^	24	0-2	0-2	0-0	0-4-4	1	8	1	1	0	0
F1	BOISE STATE*^	29	0-1	0-1	0-0	0-2-2	1	6	3	0	2	0
F8	at San Diego State*^	29	1-2	1-1	0-0	0-2-2	1	5	2	0	2	3
F12	AIR FORCE*^	26	1-3	1-3	0-0	0-4-4	2	2	1	1	0	3
F15	SAN JOSE STATE*^	25	0-0	0-0	0-0	0-2-2	2	3	1	1	0	0
F18	at Boise State*^	20	1-3	1-3	0-0	0-2-2	3	3	4	1	0	3
F22	at Nevada*^	20	0-1	0-1	0-0	0-1-1	1	3	0	0	1	0
F26	NEW MEXICO*^	20	1-6	1-5	0-0	0-1-1	3	1	0	0	1	3
M1	at Colorado State*^	18	0-2	0-2	0-0	0-1-1	1	3	0	0	1	0
M5	UNLV*^	17	1-3	0-2	0-0	0-0-0	1	4	0	0	0	2

\* Mountain West game | ^ starter

## USTOWSKA SEASON HIGHS

**Minutes**  
35 vs. Virginia (11/30/24)

**Points**  
12 at South Dakota (12/15/24)

**Rebounds**  
9 at Creighton (12/17/24)

**Assists**  
9 vs. Colorado State (1/25/25)

**Blocks**  
1 (8) at Boise State (2/18/25)

**Steals**  
3 vs. North Dakota (12/21/24)

**Field Goals**  
4 at South Dakota (12/15/24)

**Three-Point Field Goals**  
4 at South Dakota (12/15/24)

**Free Throws**  
1 vs. Virginia (11/30/24)

## USTOWSKA CAREER HIGHS

**Minutes**  
35 vs. Colorado State (1/20/24)

**Points**  
17 at Gonzaga (12/3/21)

**Rebounds**  
9 (2) at Creighton (12/17/24)

**Assists**  
9 vs. Colorado State (1/25/25)

**Blocks**  
2 (2) at Fresno State (1/27/24)

**Steals**  
3 (2) vs. North Dakota (12/21/24)

**Field Goals**  
6 at Gonzaga (12/3/21)

**Three-Point Field Goals**  
4 (3) at South Dakota (12/15/24)

**Free Throws**  
2 (6) vs. Texas A&M-Corpus Christi (3/17/23)

## USTOWSKA PLAYER NOTES

**Senior (2023-24)** Played in all 33 games and made 32 starts. Was second on the team with 97 assists (2.9 per game) and led the squad with a nearly-2.0 assist-to-turnover ratio. Recorded five-plus assists in eight games and set a career-high with seven assists in the win against Air Force (1/24). Averaged 2.6 points and 3.2 rebounds per game and made 21 3-pointers. Pulled down a career-high nine rebounds in the win against CSU (1/20). Scored a season-best nine points and hit a trio of 3-pointers at Montana State (12/17). Averaged nearly 25 minutes per game.

**Junior (2022-23)** Appeared in 29 games and averaged nearly two points and a rebound in 12 minutes of action per game. Scored 10 points against Denver (1/18). Recorded a career-high six rebounds in the WNIT against Texas A&M-Corpus Christi (3/17) and dished out six assists against Montana State (12/2). Also hit a trio of 3-pointers against the Bobcats, while tallying another three at San Jose State (1/14) while providing a huge spark off the bench in that contest.

**Sophomore (2021-22)** Played in 13 games and made her first-career start in 2021-22, before her season was cut short due to injury. Averaged 6.1 points and an assist per game while shooting 45-percent from the floor and making a team-high 43.2-percent from 3-point range. Made 16 3-pointers (1.2 per game) and had four games where she scored in double figures. Had a career-high 17 points on 6-of-9 shooting from the floor and 4-of-6 from 3-point range at Gonzaga (12/3). Made the first start of her career at UNLV (12/31). Finished the year with 11 rebounds and four steals.

## SUPERLATIVES

## Double-Figure Scoring

2020-21: 1  
2021-22: 4  
2022-23: 1  
2024-25: 1  
Career: 7

**Five-Plus Assists**  
2020-21: 0  
2021-22: 0  
2022-23: 1  
2023-24: 8  
2024-25: 7  
Career: 16







# #42 MCKINLEY DICKERSON

5-11 • Graduate • Guard  
Lyman, Wyo. • Lyman HS

## CAREER STATISTICS

Year	G/GS	Min/Avg	FG-FGA	PCT	3FG-FGA	PCT	FT-FTA	PCT	OR	DR	REB/AVG	PF	A	TO	B	S	PTS	AVG
'19-'20	29/0	361/12.5	43-119	.361	16-41	.390	34-45	.756	16	47	63/2.2	23	20	29	3	10	136	4.7
'20-'21	22/4	502/22.8	90-195	.462	35-82	.427	43-56	.768	17	66	83/3.8	22	22	37	1	11	258	11.7
'21-'22	29/29	938/32.3	156-400	.390	50-147	.340	71-93	.763	30	135	165/5.7	23	42	58	5	24	433	14.9
'23-'24	32/2	518/16.2	79-191	.414	24-99	.242	21-26	.808	17	46	63/2.0	23	30	31	3	12	203	6.3
'24-'25	25/0	351/14.0	45-110	.409	11-45	.244	22-32	.688	9	38	47/1.9	25	30	19	4	9	123	4.9
TOTAL	137/35	2670/19.5	413-1015	.407	136-414	.329	191-252	.758	89	332	421/3.1	116	144	174	16	66	1153	8.4

## 2024-25 DICKERSON GAME-BY-GAME

Date	Opponent	MIN	FG	3FG	FT	O-D-T	PF	A	TO	B	S	TP
N4	COLORADO	DNP-INJURY										
N9	at BYU	DNP-INJURY										
N13	REGIS	DNP-INJURY										
N17	at Gonzaga	DNP-INJURY										
N22	COLO. CHRISTIAN	11	2-6	1-5	0-0	1-2-3	0	1	0	0	0	5
N28	vs. Drake	12	2-6	0-2	0-1	0-1-1	1	1	1	0	0	4
N29	vs. Norfolk State	8	0-1	0-1	0-0	0-1-1	1	1	0	0	0	0
N30	vs. Virginia	DNP-INJURY										
D6	at Missouri State	8	0-1	0-0	1-2	0-1-1	0	0	1	0	0	1
D15	at South Dakota	12	1-4	0-2	0-0	0-2-2	1	2	0	0	0	2
D17	at Creighton	8	0-2	0-0	0-0	0-0-0	0	1	0	0	0	0
D21	NORTH DAKOTA	13	2-7	0-3	0-0	1-1-2	0	0	0	0	0	4
J1	UTAH STATE*	18	5-8	1-2	0-0	1-0-1	1	2	0	0	1	11
J4	at Fresno State*	13	1-3	0-1	3-4	1-0-1	3	1	0	0	0	5
J8	at New Mexico*	15	5-7	0-1	0-3	1-3-4	1	0	1	0	0	10
J11	SAN DIEGO STATE*	17	2-5	1-1	0-0	1-3-4	2	1	1	0	0	5
J15	NEVADA*	13	2-3	1-1	0-0	0-0-0	1	1	0	0	3	5
J19	at UNLV*	8	0-3	0-3	0-0	0-0-0	3	0	1	0	0	0
J22	at Air Force*	14	1-1	1-1	0-0	0-0-0	0	1	0	0	1	3
J25	COLORADO STATE*	17	1-7	0-4	0-0	0-2-2	1	1	2	1	0	2
J29	at San Jose State*	13	4-4	1-1	4-4	0-2-2	0	0	0	0	1	13
F1	BOISE STATE*	17	3-7	1-1	0-0	1-4-5	3	1	1	0	0	7
F8	at San Diego State*	12	1-6	1-3	2-2	1-0-1	0	1	2	0	1	5
F12	AIR FORCE*	9	1-4	0-2	0-0	0-0-0	1	1	0	0	0	2
F15	SAN JOSE STATE*	14	0-3	0-2	2-2	0-3-3	0	0	2	0	0	2
F18	at Boise State*	25	2-4	1-2	2-2	1-3-4	2	3	2	1	0	7
F22	at Nevada*	19	1-3	0-1	3-4	0-4-4	0	2	0	1	1	5
F26	NEW MEXICO*	18	4-7	0-1	2-5	0-3-3	0	2	0	1	0	10
M1	at Colorado State*	20	4-7	1-4	3-3	0-2-2	2	2	2	0	0	12
M5	UNLV*	19	1-1	1-1	0-0	0-1-1	2	5	3	0	1	3

\* Mountain West game | ^ starter

## DICKERSON SEASON HIGHS

### Minutes

25 at Boise State (2/18/25)

### Points

13 at San Jose State (1/29/25)

### Rebounds

4 (4) at Nevada (2/22/25)

### Assists

5 vs. UNLV (3/5/25)

### Blocks

1 (4) vs. New Mexico (2/26/25)

### Steals

3 vs. Nevada (1/15/25)

### Field Goals

5 (2) at New Mexico (1/8/25)

### Three-Point Field Goals

1 (11) vs. UNLV (3/5/25)

### Free Throws

4 at San Jose State (1/29/25)

## DICKERSON CAREER HIGHS

### Minutes

48 vs. UCLA (3/24/22)

### Points

33 at San Jose State (2/14/22)

### Rebounds

12 vs. UCLA (3/24/22)

### Assists

6 vs New Mexico (2/8/20)

### Blocks

2 at Gonzaga (12/3/21)

### Steals

4 at Gonzaga (12/3/21)

### Field Goals

13 at San Jose State (2/14/22)

### Three-Point Field Goals

5 (3) vs. San Diego State (2/26/22)

### Free Throws

7 (2) at Boise State (1/19/22)

## SUPERLATIVES

### Double-Figure Scoring

2019-20: 4

202-21: 15

2021-22: 21

2023-24: 7

2024-25: 5

Career: 52

### 20-Plus Points

2019-20: 1

2020-21: 2

2021-22: 7

Career: 10

### Five-Plus Assists

2019-20: 1

2024-25: 1

Career: 2

## DICKERSON PLAYER NOTES

### Honors

All-Mountain West Team (2021-22); MW Player of the Week (2x, 2021-22); Academic All-Mountain West (2020, 21); Mountain West Scholar-Athlete (2020, 21)

### Senior (2023-24)

Became the 29th member of the 1,000-Point Club in program history March 24 against UTSA. Played in 32 games and made two starts after missing the 2022-23 season on a Mission. Led Cowgirl reserves averaging 6.3 points per game and was fourth on the team with 24 made 3-pointers. Averaged two rebounds and nearly one assist per game. Scored in double figures seven times and ended the season averaging over 12 points per game in the WNIT. Scored a season-high 17 points in the win over BYU (11/28). Had six contests with multiple 3-pointers. Shot 21-of-26 (81-percent) from the free-throw line.





#45

## ALLYSON FERTIG

6-4 • Senior • Center

Glendo, Wyo. • Douglas HS

## CAREER STATISTICS

Year	G/GS	Min/Avg	FG-FGA	PCT	3FG-FGA	PCT	FT-FTA	PCT	OR	DR	REB/AVG	PF	A	TO	B	S	PTS	AVG
'21-'22	30/23	627/20.9	126-250	.504	0-5	.000	63-102	.618	123	137	260/8.7	49	7	43	28	9	315	10.5
'22-'23	34/34	825/24.3	187-319	.586	2-13	.154	76-109	.697	95	201	296/8.7	79	27	59	69	23	452	13.3
'23-'24	33/33	862/26.1	194-319	.608	0-5	.000	83-111	.748	86	191	277/8.4	50	32	58	54	21	471	14.3
'24-'25	29/29	937/32.3	230-395	.582	2-12	.167	87-137	.635	107	212	319/11.0	67	43	69	53	13	549	18.9
TOTAL	126/119	3251/25.8	737-1283	.574	4-35	.114	309-459	.673	411	741	1152/9.1	245	109	229	204	66	1787	14.2

## 2024-25 FERTIG GAME-BY-GAME

Date	Opponent	MIN	FG	3FG	FT	O-D-T	PF	A	TO	B	S	TP
N4	COLORADO^	27	7-11	0-0	4-5	3-2-5	4	0	0	2	0	18
N9	at BYU^	35	7-14	0-0	8-11	9-9-18	3	2	3	4	2	22
N13	REGIS^	29	9-16	0-0	3-6	5-2-7	2	0	1	4	0	21
N17	at Gonzaga^	35	3-8	0-0	0-2	4-6-10	2	0	1	2	1	6
N22	COLO. CHRISTIAN^	19	10-12	0-1	2-3	4-8-12	1	0	0	1	0	22
N28	vs. Drake^	31	9-17	0-0	0-0	5-4-9	4	2	1	2	0	18
N29	vs. Norfolk State^	37	7-14	0-0	5-6	7-14-21	2	1	4	0	1	19
N30	vs. Virginia^	33	8-14	0-0	6-8	4-4-8	4	4	2	0	0	22
D6	at Missouri State^	31	5-8	0-0	5-5	4-6-10	3	1	5	0	0	15
D15	at South Dakota^	26	7-13	0-1	3-5	3-6-9	1	0	0	2	0	17
D17	at Creighton^	31	10-16	0-0	3-5	3-4-7	1	1	7	1	0	23
D21	NORTH DAKOTA^	19	6-9	0-0	3-3	5-3-8	3	1	3	0	0	15
J1	UTAH STATE*^	30	5-8	0-0	4-6	3-6-9	3	0	1	1	0	14
J4	at Fresno State*^	36	9-11	0-0	3-4	2-5-7	2	3	3	2	0	21
J8	at New Mexico*^	38	7-14	0-0	3-4	1-5-6	1	1	4	4	0	17
J11	SAN DIEGO STATE*^	35	9-15	0-0	3-7	4-5-9	3	2	5	1	1	21
J15	NEVADA*^	34	9-17	0-1	3-4	6-6-12	4	2	1	3	0	21
J19	at UNLV*^	41	9-15	0-1	4-6	1-8-9	2	1	6	3	1	22
J22	at Air Force*^	34	7-10	0-0	1-2	2-7-9	1	0	0	5	1	15
J25	COLORADO STATE*^	37	15-27	0-2	4-6	6-9-15	3	0	1	2	0	34
J29	at San Jose State*^	27	7-12	0-1	2-3	2-6-8	2	0	3	2	1	16
F1	BOISE STATE*^	32	9-14	0-1	4-4	4-13-17	2	0	1	1	1	22
F8	at San Diego State*^	32	10-14	0-0	0-0	1-5-6	4	5	3	0	1	20
F12	AIR FORCE*^	33	12-14	1-1	5-6	2-13-15	2	2	0	3	1	30
F15	SAN JOSE STATE*^	33	9-17	0-0	0-5	4-12-16	1	2	2	1	0	18
F18	at Boise State*^	36	6-15	0-1	3-3	4-8-12	1	4	2	2	0	15
F22	at Nevada*	DNP-INJURY										
F26	NEW MEXICO*^	34	7-17	0-1	1-6	3-6-9	1	2	2	0	2	15
M1	at Colorado State*^	38	6-11	0-0	2-3	3-14-17	2	5	5	2	0	14
M5	UNLV*^	34	6-12	1-1	3-9	3-6-19	3	2	3	3	0	16

\* Mountain West game | ^ starter

## FERTIG SEASON HIGHS

Minutes

41 at UNLV (1/19/25)

Points

34 vs. Colorado State (1/25/25)

Rebounds

21 vs. Norfolk State (11/29/24)

Assists

5 (2) at Colorado State (3/1/25)

Blocks

5 at Air Force (1/22/25)

Steals

2 (2) vs. New Mexico (2/26/25)

Field Goals

15 vs. Colorado State (1/25/25)

Three-Point Field Goals

1 (2) vs. UNLV (3/5/25)

Free Throws

8 at BYU (11/9/24)

## FERTIG CAREER HIGHS

Minutes

42 vs. UCLA (3/24/22)

Points

34 vs. Colorado State (1/25/25)

Rebounds

21 (2) vs. Norfolk State (11/29/24)

Assists

5 (2) at Colorado State (3/1/25)

Blocks

7 vs. Boise State (3/11/24)

Steals

4 at Wichita State (12/20/22)

Field Goals

15 vs. Colorado State (1/25/25)

Three-Point Field Goals

1 (4) vs. UNLV (3/5/25)

Free Throws

10 vs. Fresno State (3/2/24)

## SUPERLATIVES

Double-Figure Scoring

2021-22: 17

2022-23: 22

2023-24: 27

2024-25: 28

Career: 94

20-Plus Points

2021-22: 2

2022-23: 6

2023-24: 6

2024-25: 13

Career: 27

Double-Figure Rebounding

2021-22: 14

2022-23: 11

2023-24: 14

2024-25: 13

Career: 52

Double-Doubles

2021-22: 10

2022-23: 9

2023-24: 13

2024-25: 12

Career: 44

## FERTIG PLAYER NOTES

Honors

All-Mountain West Team (2022-23, 2023-24); Mountain West Tournament All-Tournament Team (2023); 3x MW Player of the Week; Mountain West Freshman of the Year (2021-22); Mountain West All-Freshman Team (2021-22); 5x MW Freshman of the Week (2021-22); Academic All-Mountain West (2022, '23); Mountain West Scholar-Athlete (2022, '23); CoSIDA Academic All-District Team (2023, '24); Becky Hammon Mid-Major Player of the Year Award Watch List (2023, '24); Mountain West Preseason Co-Player of the Year (2024); Member of the 1,000-Point Club at Wyoming



## 2024-25 BOX SCORES

## GAME 1 - COLORADO



Official Basketball Box Score - Final  
Colorado at Wyoming  
1000M Arena Auditorium, Laramie  
2024-25 Women's Basketball

Game Time: 8:00 PM  
Game Duration: 1:58  
Attendance: 2,395

Officials: Chad Stewart, Joseph Henderson, Debbie Lopez

Colorado - 68

Record: 1-0

NO.	Name	Min	FG	3P	FT	Rebounds	Fouls	TP	AS	TO	ST	Blocks	+/-				
			M/A	M/A	M/A	DR	OR	FF				BS					
11	Nyameer Diew	F 33:32	2-7	0-0	4-4	1	5	8	3	4	8	1	0	1	2	4	
12	Lior Garzon	F 34:49	7-14	1-4	5-6	2	1	3	2	4	20	2	1	3	1	0	7
14	Jade Masogaya	F 19:38	3-9	0-0	2-4	0	3	3	4	8	0	0	1	1	0	1	4
17	Talitha Bolton	F 14:07	1-9	0-4	0-0	2	3	5	0	0	2	0	1	0	1	0	-13
15	Kindyl Wetta	G 22:04	1-3	0-0	1-4	3	3	6	5	2	3	5	3	1	0	1	12
9	Sara-Rose Smith	32:00	3-9	0-2	0-2	3	8	11	2	2	6	1	1	0	0	0	10
21	Johanna Teder	16:28	1-1	0-0	1-2	0	0	0	1	2	3	0	2	0	0	0	4
1	Aylanna Johnson	15:16	3-9	0-0	0-2	2	1	3	1	1	8	1	0	0	0	1	8
2	Kennedy Sanders	10:36	0-1	0-0	0-0	1	0	1	1	0	0	0	3	0	0	0	-8
Team						4	3	7	0	1	0	0	1	0	0	0	0
Totals			21-62	1-10	13-24	18	27	45	19	18	56	10	12	6	2	8	6

Technical Fouls: NONE

Shooting By Period	
1 <sup>st</sup> FG%	4-15 26.7%
2 <sup>nd</sup> FG%	4-17 23.5%
3 <sup>rd</sup> FG%	0-0 0.0%
4 <sup>th</sup> FG%	7-16 43.8%
FT%	0-2 0.0%
GM FG%	6-14 42.9%
3PT%	1-10 10.0%
FT%	0-2 0.0%
GM FG%	6-14 42.9%
3PT%	1-10 10.0%
FT%	0-2 0.0%

Dead Ball Rebounds: 4

Wyoming - 59

Record: 0-4

NO.	Name	Min	FG	3P	FT	Rebounds	Fouls	TP	AS	TO	ST	Blocks	+/-				
			M/A	M/A	M/A	DR	OR	FF				BS					
5	Tessa Barnes	F 35:40	3-9	2-6	5-6	0	7	7	2	3	13	1	5	1	0	-4	
45	Alysson Fertig	C 27:19	7-11	0-0	4-5	3	2	5	4	5	18	0	0	2	1	7	6
2	Emily Mellema	G 33:36	4-13	0-1	0-2	1	4	5	4	3	8	2	3	4	1	1	6
12	Malene Pedersen	G 21:42	1-4	0-0	0-0	4	4	0	3	2	4	2	0	1	0	0	-8
30	Ola Ustowska	G 26:23	3-5	1-3	0-0	0	1	1	3	1	7	3	2	0	0	0	-10
1	Logann Alvar	12:41	0-0	0-0	0-2	1	3	4	2	2	0	0	0	1	0	-13	0
14	Kati Ollanen	17:27	1-2	0-1	0-0	0	3	3	1	1	2	1	1	0	0	0	-8
11	Mad Symons	04:20	0-0	0-0	0-0	0	0	0	0	1	0	0	0	1	0	0	-2
26	Mikyn Hamlin	07:56	0-1	0-0	0-0	0	0	0	1	1	0	0	0	0	0	0	-2
3	Payton Muma	02:56	0-0	0-0	0-0	0	0	0	0	0	0	0	0	0	0	0	-2
Team						1			4			0			2		
Totals			19-49	3-15	9-15	6	28	34	18	19	50	11	19	6	6	2	-6

Technical Fouls: NONE

Shooting By Period	
1 <sup>st</sup> FG%	7-16 43.8%
2 <sup>nd</sup> FG%	3-10 30.0%
3 <sup>rd</sup> FG%	1-0 10.0%
4 <sup>th</sup> FG%	4-11 36.4%
FT%	0-0 0.0%
GM FG%	19-49 38.8%
3PT%	3-15 20.0%
FT%	9-15 60.0%

Dead Ball Rebounds: 4

	CUB	WYO		CUB	WYO		Period by Period Scoring				
Biggest lead	8 (1 <sup>st</sup> 8:23)	7 (1 <sup>st</sup> 6:01)	Points from				1st	2nd	3rd	4th	TOT
Best Shooting Run	7 (2 <sup>nd</sup> 2:44)	9 (1 <sup>st</sup> 6:01)	Turnovers	16	14						
Lead Changes			Paint	32	26		CUB	10	8	20	16
Times Tied	2		Second Chance	12	6		WYO	15	9	10	16
Time with Lead	14:00	24:10	Fast Breaks	2	4						
			Bench	16	2						

## 2024-25 BOX SCORES

## GAME 5 - COLORADO CHRISTIAN



Official Basketball Box Score - Final  
**Colo. Christian at Wyoming**  
 11/28/24 Anna Auditorium, Laramie  
 2024-25 Women's Basketball

Game Time: 11:00 AM  
 Game Duration: 1:36  
 Attendance: 4,766

Officials: Karen Lashak, Simona Petrovsky, Amy Krombholz

Colo. Christian - 54

Colo. Christian - 54		RCG 1-3																
NO.	Name	Min	FG	3P	FT	Rebounds		Fouls	PF	TP	AS	TO	ST	BLKS	BA	+/-		
						OR	DR											
11	Dasiya Jones	F 23:44	2-6	1-1	1-2	0	3	3	2	1	6	0	1	0	0	1	-20	
33	Elise Grossdiedler	F 27:57	3-9	0-1	1-1	0	6	6	2	2	7	0	1	0	1	0	-17	
1	Nicole Bowlin	G 23:20	1-3	1-1	1-2	0	2	2	1	2	4	0	2	0	0	0	-15	
3	Victoria Perez	G 25:55	8-17	2-3	0-0	1	2	3	0	0	16	1	4	0	0	2	-14	
24	Mia Guest	G 20:32	1-3	1-1	0-0	0	1	1	0	0	3	1	1	0	0	0	-13	
5	Presley Wheeler	20:08	1-3	1-3	0-0	1	5	6	1	1	3	1	2	0	0	0	-12	
10	Hayley Luther	19:28	3-7	0-3	0-0	0	1	1	0	0	6	2	2	0	0	0	-13	
20	Jenna Kendall	19:28	1-1	0-0	0-0	1	0	1	1	1	2	0	1	0	0	0	-13	
22	Josie Grossdiedler	19:28	2-8	0-2	1-1	0	0	1	1	3	5	1	1	0	0	0	-13	
Team			2-5		7-7	0	0	1	0	0	1	1	1	0	0	0	-13	
Totals			22-57		6-15	4-6	5	26	31	8	10	54	8	13	1	0	4	-26

Technical Fouls: NONE

Shooting By Period	
1st FG%	4-10 40.0%
2nd FG%	5-14 35.7%
3rd FG%	3-5 60.0%
4th FG%	1-2 50%
5th FG%	4-15 26.7%
FT%	1-4 25.0%
GM FG%	0-0 0%
GM FG%	22-57 38.6%
FT%	6-15 40.0%
FT%	4-6 66.7%

Dead Ball Rebounds: 2-0

Wyoming - 80

NO.	Name	Min	FG		3P	FT	Rebounds		Fouls	PF	FD	TP	AS	TO	ST	Blocks		+/-
			M.A.	M.A.			OR	DR								BS	BA	
11	Madi Symons	F 17:03	2-3	0-0	0-0	0	5	5	1	0	4	0	1	0	0	0	0	15
45	Alyson Fertig	C 18:51	10-12	0-1	2-3	4	8	12	1	2	22	0	0	1	0	0	1	17
2	Emily Melena	G 19:16	5-10	0-2	0-1	0	1	1	1	2	11	5	0	3	0	0	0	16
12	Malene Pedersen	G 17:13	1-3	1-3	0-0	0	1	1	1	1	3	2	3	0	0	0	0	-12
30	Ola Ustowska	G 14:58	0-2	0-1	0-0	0	0	0	0	0	0	0	3	0	0	1	0	-8
5	Tess Barnes	12:57	3-5	1-3	0-0	0	1	1	0	0	0	0	0	0	0	0	0	-14
14	Kati Ollainen	18:19	2-2	0-0	0-0	1	3	4	1	1	4	1	1	0	0	0	0	-19
3	Payton Muma	18:53	4-9	3-6	0-0	0	0	0	0	0	0	0	0	0	0	0	0	-21
1	Logann Alvar	14:00	2-3	1-1	1-2	0	1	1	1	1	6	0	1	0	0	0	0	-3
42	McKinley Dickerson	10:45	2-6	1-5	0-0	1	2	3	0	0	5	1	0	0	0	0	0	-14
15	Heidur Karlsdottir	15:12	0-0	0-0	1-2	1	2	3	2	1	1	1	1	0	0	0	0	-9
13	Karoline Lundin	10:00	1-3	1-2	0-0	0	2	1	0	1	3	1	0	0	0	0	0	-8
10	Lana Besic	06:42	0-2	0-0	0-0	0	1	1	1	0	0	0	2	0	0	0	0	-2
23	Joslin Igo	04:14	1-2	1-2	0-0	0	1	1	0	0	3	0	0	0	0	0	0	-7
4	Fia Proctor	01:57	0-0	0-0	0-0	0	0	0	0	0	0	0	0	0	0	0	0	-7
Team			2-2		2-2	0	0	0	0	0	0	0	0	0	0	0	0	-2
Totals			33-64		9-26	5-8	7	30	37	10	8	80	19	5	4	4	0	26

Technical Fouls: NONE

Points from		DRA		WYO	
Biggest lead	2 (1 <sup>st</sup> 7:50)	33	(4 <sup>th</sup> 4:22)	CCU	WYO
Best Scoring Run	2 (2 <sup>nd</sup> 8:06)	12	(2 <sup>nd</sup> 0:24)	Turnovers	2 19
Lead Changes	2	Paint	22 44	Period by Period Scoring	
Times Tied	1	Second Chance	2 13	1st 2nd 3rd 4th TOT	
Time with Lead	00:14 38:27	Fast Breaks	4 5	CCU 10 14 9 21 54	
		Bench	16 40	WYO 21 18 23 18 80	



## GAME 7 - vs. Norfolk State



Official Basketball Box Score - Final  
**Wyoming at Norfolk St.**  
 11/28/24 Coliseum Outdoors, Laramie  
 2024-25 Women's Basketball

Game Time: 2:30 PM  
 Game Duration: 1:41  
 Attendance: 250

Officials: Jorge Martinez, Tommi Paris, Carmelo De La Rosa

Wyoming - 47

NO.	Name	Min	FG		3P	FT	Rebounds		Fouls	PF	FD	TP	AS	TO	ST	Blocks		+/-
			M.A.	M.A.			OR	DR								BS	BA	
5	Tess Barnes	F 31:16	4-11	3-8	1-2	0	3	3	4	3	12	0	1	0	1	0	0	-10
45	Alyson Fertig	C 37:07	7-14	0-0	5-6	7	14	21	2	6	19	1	4	1	0	0	0	0
2	Emily Melena	G 34:24	2-9	1-4	3-5	2	2	4	4	3	8	2	3	1	0	0	0	-7
12	Malene Pedersen	G 35:09	2-9	0-2	0-0	1	1	2	6	4	5	1	1	0	0	0	0	-5
30	Ola Ustowska	G 24:09	1-4	1-3	0-0	0	0	4	4	3	0	3	1	5	0	0	0	-6
1	Logann Alvar	02:53	0-0	0-0	0-0	0	0	0	0	0	0	0	0	0	0	0	0	-9
3	Payton Muma	10:01	0-2	0-2	0-0	0	0	0	0	0	0	0	1	1	0	0	0	-8
14	Kati Ollainen	08:11	0-0	0-0	0-0	1	1	1	1	2	0	0	2	0	0	0	0	-8
11	Madi Symons	08:41	0-0	0-0	1-4	0	0	0	0	3	1	0	0	0	0	0	0	-1
42	McKinley Dickerson	06:09	0-1	0-1	0-0	0	1	1	1	0	0	0	1	0	0	0	0	-5
Team			1-1		2-2	0	0	0	0	0	0	0	0	0	0	0	0	-5
Totals			16-50		5-20	10-21	12	26	38	17	23	47	11	17	3	1	2	-9

Technical Fouls: NONE

Shooting By Period	
1st FG%	5-12 41.7%
2nd FG%	5-12 41.7%
3rd FG%	3-13 23.1%
4th FG%	3-13 23.1%
5th FG%	3-13 23.1%
FT%	2-8 25.0%
GM FG%	16-50 32.0%
FT%	5-20 25.0%
FT%	10-21 47.6%

Dead Ball Rebounds: 7-0

Norfolk St. - 56

NO.	Name	Min	FG		3P	FT	Rebounds		Fouls	PF	FD	TP	AS	TO	ST	Blocks		+/-
			M.A.	M.A.			OR	DR								BS	BA	
12	Makoye Diawara	F 21:07	0-4	0-3	0-0	1	2	3	3	1	0	1	0	1	0	0	0	4
22	Kiera Wheeler	F 27:37	7-17	0-2	1-1	2	8	10	1	3	15	2	0	3	2	0	0	10
1	Da'Bya Clark	G 24:50	2-4	0-1	2-4	0	1	1	4	4	6	0	2	1	0	0	0	-2
2	Niya Fields	G 32:19	2-6	0-3	0-0	0	4	4	4	2	4	1	3	1	0	0	0	-7
3	Diamond Johnson	G 32:51	8-15	0-2	2-4	2	3	5	1	4	18	2	3	2	0	0	0	4
4	Arjuna Richardson	22:19	3-3	1-2	4-6	0	0	1	3	9	2	1	1	0	0	0	0	-15
13	Skye Robinson	08:53	2-2	0-0	0-0	1	0	1	5	0	4	0	2	0	0	0	0	-7
24	Danajah Williams	13:55	0-3	0-1	0-0	0	2	2	1	0	0	0	0	0	0	0	0	-1
25	Ciera Bailey	05:09	0-1	0-0	0-0	0	1	1	3	0	0	0	0	0	0	0	0	-3
Team			2-5		7-7	0	0	0	0	0	0	0	0	0	0	0	0	-3
Totals			23-55		1-14	5-15	8	26	34	23	17	56	8	13	9	2	1	9

Technical Fouls: NONE

Points from		WYO		NOR	
Biggest lead	5 (1 <sup>st</sup> 4:20)	11	(4 <sup>th</sup> 0:46)	Turnovers	5 14
Best Scoring Run	5 (2 <sup>nd</sup> 7:13)	8	(3 <sup>rd</sup> 9:04)	Paint	22 36
Lead Changes	3	Second Chance	10 4	Period by Period Scoring	
Times Tied	5	Fast Breaks	3 15	1st 2nd 3rd 4th TOT	
Time with Lead	08:14 27:56	Bench	1 13	WYO 11 13 12 11 47	
				NOR 13 17 10 16 56	



## GAME 6 - vs. Drake



Official Basketball Box Score - Final  
**Drake at Wyoming**  
 11/28/24 Coliseum Outdoors, Laramie  
 2024-25 Women's Basketball

Game Time: 5:30 PM  
 Game Duration: 1:35  
 Attendance: 250

Officials: Tommi Paris, Meghan Joseph, Rebecca Davis

Drake - 57

Drake	1st	2nd	3rd	4th	FT	Rebounds	Fouls	PF	AS	TO	ST	Blocks	+/-			
NO.	Name	Min	FG	3P	FT	Rebounds	Fouls	PF	AS	TO	ST	Blocks	+/-			
14	Anna Miller	F22:40	4-11	3-3	1-4	1-3	0	4	0	10	2	1	4	2	14	
32	Courtney Becker	F22:40	1-4	0-0	0-0	2-5	7	3	1	2	3	1	0	0	-16	
2	Gabe Krustman	F17:18	2-4	1-2	0-0	0	1	1	0	5	0	0	0	0	-10	
10	Katie Driscoll	F31:16	2-7	0-2	1-2	0	3	1	2	5	6	3	0	0	-19	
21	Adam Heathworn	F19:42	0-2	0-0	0-0	0	0	0	0	0	0	0	0	0	-10	
8	Alexa Aslama	F22:38	1-6	1-4	0-0	1	1	2	0	0	3	1	1	1	0	-12
3	Taibey Gray	06:35	1-1	0-0	1-1	0	1	1	1	3	1	0	0	0	4	
11	Shannon Fornshell	08:23	3-5	1-2	0-0	0	1	1	0	1	0	1	0	0	-2	
4	Phyllon McCabe	09:31	0-1	0-1	1-2	0	0	0	1	1	4	0	0	0	5	
12	Adam Heathworn	09:31	0-1	0-0	0-0	0	0	0	0	0	0	0	0	0	-1	
15	Maggie Taylor	14:14	0-3	0-3	0-0	0	8	0	1	0	0	0	0	0	-2	
22	Brocklin Dailey	09:40	0-4	0-1	2-2	0	1	0	1	11	0	1	0	0	4	
20	Emily Christenson	00:42	0-0	0-0	0-0	0	0	0	0	0	0	0	0	0	2	
Team						4	5	0	0	1	0	0	0	0	0	
Total						35	40	10	10	40	10	4	0	0	0	



## 2024-25 BOX SCORES

## GAME 9 - at Missouri State



Official Basketball Box Score - Final  
**Wyoming at Missouri St.**  
12/06/24 Great Southern Bank Arena, Springfield  
2024-25 Women's Basketball

Game Time: 6:30 PM  
Game Duration: 1:47  
Attendance: 2,155

Officials: Brian Hu, Haynes Seales, Xiomara Cruz-Johnson

Wyoming - 50

Record: 4-5

NO. Name	Min	FG	3P	FT	Reb	TO	Fouls	TP	AS	TO	ST	Blocks	+	-
5 Tess Barnes	37:32	5-10	0-4	1-1	0	4	4	2	1	11	3	2	0	0
45 Allyson Fertig	C 30:59	5-8	0-0	5-5	4	6	10	3	10	15	1	5	0	0
2 Emily Melena	G 26:27	4-6	1-1	2-4	0	5	5	2	11	0	3	0	0	-3
12 Malene Pedersen	G 35:10	4-11	1-6	1-1	1	5	6	2	10	3	0	1	0	-9
30 Ola Ustowska	G 22:43	0-3	0-2	0-0	1	1	2	0	1	0	3	1	0	-7
3 Payton Muma	G 13:05	0-4	0-3	0-0	0	0	0	0	2	0	1	1	0	2
15 Heidur Karlsdottir	08:51	0-1	0-0	0-0	0	1	1	0	0	0	1	1	1	-7
14 Kai Ollainen	15:12	1-4	0-3	0-0	0	1	1	1	0	2	0	3	1	0
11 Madi Symons	02:38	0-1	0-1	0-0	0	0	1	0	0	0	0	0	0	-1
42 McKinley Dickerson	07:23	0-1	0-0	1-2	0	1	0	1	0	1	0	1	0	-8
Team					0	0	0			0				
Totals	19-49	2-20	10-13	6	24	30	16	17	5	11	17	3	1	4

Technical Fouls: NONE

Shooting By Period
1st FG% 6-14 42.9%
2nd FG% 4-14 28.6%
3rd FG% 0-5 0.0%
4th FG% 1-1 100%
5th FG% 4-10 40.0%
6th FG% 0-0 0.0%
7th FG% 5-7 71.4%
8th FG% 5-11 45.5%
9th FG% 1-5 20.0%
10th FG% 3-4 75%
GM FG% 19-49 38.8%
3PT% 2-20 10.0%
FT% 10-13 76.9%

Dead Ball Rebounds: 1-0

Missouri St. - 62

Record: 5-3

NO.	Name	Min	FG	3P	FT	Rebounds	OR	DR	Fouls	TP	AS	TO	ST	BS	Blocks	+	-
13	Sarah Linthracum	F 28:51	7-13	0-0	0-0	3	2	5	3	0	14	1	1	0	1	1	-2
4	Lacy Stokes	G 38:14	3-9	0-0	1-1	1	7	8	2	4	7	8	2	1	0	0	11
8	Kiley Bess	G 23:06	2-5	0-2	1-2	1	1	2	4	2	5	1	2	2	0	0	-1
21	Kyrah Daniels	G 35:41	3-9	1-2	0-0	0	7	7	0	0	7	1	3	2	2	0	6
22	Paige Rocca	G 22:55	1-5	1-3	2-4	0	1	1	3	2	5	1	0	1	0	-3	
10	Shaney Douglas	10:59	3-6	0-0	0-2	2	1	3	3	2	6	1	0	0	0	0	14
24	Kaemyn Bekemeier	24:12	6-10	1-2	2-3	4	4	8	1	6	15	1	0	2	0	0	23
32	Cady Paulay	16:02	1-4	1-3	0-0	0	1	1	0	1	3	2	0	1	1	-2	
Team						2	1	3	0	0	1						
Totals			26-61	4-12	6-12	13	25	38	17	16	62	16	8	4	1	1	12

Technical Fouls: NONE

Shooting By Period
1st FG% 9-14 64.3%
2nd FG% 1-2 50%
3rd FG% 5-17 29.4%
4th FG% 0-3 0.0%
5th FG% 9-18 50.0%
6th FG% 3-5 60.0%
7th FG% 1-2 50%
8th FG% 4-12 33.3%
9th FG% 1-2 50%
10th FG% 3-6 50%
GM FG% 26-61 42.6%
3PT% 4-12 33.3%
FT% 6-12 50.0%

Dead Ball Rebounds: 4-1

	WYO	MSU
Biggest lead	5 (1 <sup>st</sup> 7:48)	18 (4 <sup>th</sup> 6:39)
Best Scoring Run	12 (4 <sup>th</sup> 2:16)	11 (3 <sup>rd</sup> 5:16)
Lead Changes	3	5
Times Tied	4	1
Time with Lead	04:59	31:41

Points from	WYO	MSU
Turnovers	12	22
Paint	30	38
Second Chance	5	11
Fast Breaks	1	2
Bench	3	24

Period by Period Scoring				
	1st	2nd	3rd	4th TOT
WYO	14	9	13	50
MSU	10	22	12	62



## GAME 11 - at Creighton



Official Basketball Box Score - Final  
**Wyoming at Creighton**  
12/11/24 O.J. Bell Arena, Omaha, Neb.  
2024-25 Women's Basketball

Game Time: 6:00 PM  
Game Duration: 1:42  
Attendance: 1,068

Officials: Tiffany Bird, Maj Forstberg, Angelica Sullivan

Wyoming - 60

Record: 5-6

NO. Name	Min	FG	3P	FT	Rebounds	Fouls	TP	AS	TO	ST	Blocks	BS	BA	+	-
		MA	MA	MA	OR	DR	FF	FF	FF	FF	FF	BS	BA		
5 Tess Barnes	F 34:42	7-11	2-6	0-0	0	3	3	2	16	5	1	0	0	0	0
45 Allyson Fertig	C 31:51	10-16	0-0	3-5	3	4	7	1	4	23	0	7	1	1	-3
2 Emily Melena	G 38:57	1-8	0-3	1-2	0	5	5	0	2	3	5	2	0	0	-16
12 Malene Pedersen	G 34:33	7-13	2-4	0-0	0	3	3	0	0	16	0	1	1	0	-18
30 Ola Ustowska	G 29:30	0-2	0-2	0-0	1	8	9	0	0	5	0	0	0	1	-11
1 Logan Alvar	06:58	0-0	0-0	0-0	3	0	3	0	0	0	1	0	0	0	-11
42 McKinley Dickerson	08:19	0-2	0-0	0-0	0	0	0	0	0	1	0	0	0	0	0
11 Madi Symons	06:29	0-0	0-0	0-0	0	0	0	3	0	0	1	1	0	0	-13
14 Kai Ollainen	07:18	1-1	0-0	0-0	0	1	1	0	2	0	0	0	0	0	-3
3 Payton Muma	00:42	0-2	0-1	0-0	0	0	0	0	0	0	0	0	0	0	1
25 Mikyn Hamlin	00:42	0-0	0-0	0-0	0	0	0	0	0	0	0	0	0	0	0
Team					0	3	3		0	1					
Totals		26-55	4-16	4-7	7	27	34	8	8	60	17	14	2	2	-16

Technical Fouls: NONE

Shooting By Period
1st FG% 6-13 46.2%
2nd FG% 1-4 25.0%
3rd FG% 9-13 69.2%
4th FG% 2-2 100%
5th FG% 0-0 0.0%
6th FG% 5-12 41.7%
7th FG% 1-6 16.7%
8th FG% 2-3 66.7%
9th FG% 6-17 35.3%
10th FG% 0-0 0.0%
GM FG% 26-55 47.3%
3PT% 4-16 25.0%
FT% 4-7 57.1%

Dead Ball Rebounds: 1-0

Creighton - 76

Record: 9-2

NO.	Name	Min	FG	3P	FT	Rebounds	Fouls	TP	AS	TO	ST	Blocks	BA	++		
			MA	MA	MA	OR	DR	FF	FF	FF	FF	BS	BA			
14	Mallory Brake	F 20:08	0-3	0-0	0-0	2	2	4	4	1	0	2	1	3	1	
30	Morgan Miley	F 32:30	12-15	2-3	3-3	0	5	5	1	4	28	0	0	2	1	
11	Kiani Lockett	G 32:15	2-4	1-2	0-0	1	4	5	0	1	5	3	0	1	0	
15	Lauren Jensen	G 34:50	5-15	0-4	1-1	0	1	0	1	2	11	4	1	1	0	
21	Molly Mogensen	G 25:46	1-8	0-4	0-0	1	3	4	1	0	2	4	1	0	1	
2	Kennedy Townsend	14:30	1-4	1-4	0-0	0	1	0	1	3	2	1	0	0	5	
12	Jayme Horan	15:43	6-11	6-10	0-0	0	4	0	0	18	1	0	0	0	19	
13	Allison Heathcock	08:45	1-1	0-0	0-0	0	1	1	0	2	0	0	0	1	-2	
33	Brooke Little	07:44	2-4	2-3	0-0	0	1	1	0	6	2	0	0	0	-3	
3	Sydney Gotsdiner	00:55	0-0	0-0	0-0	0	1	1	0	0	0	0	0	0	0	
35	Elizabeth Gentry	00:55	0-0	0-0	0-0	0	0	0	0	0	0	0	0	0	0	
Team						2	3	5		0	0					
Totals			30-55	12-30	4-4	8	24	32	8	8	76	16	6	7	4	-16

Technical Fouls: NONE

Technical Fouls: NONE

Shooting By Period
1st FG% 10-19 52.6%
2nd FG% 5-9 55.6%
3rd FG% 0-0 0.0%
4th FG% 4-15 26.7%
5th FG% 3-3 100%
6th FG% 5-16 31.3%
7th FG% 3-7 42.9%
8th FG% 0-0 0.0%
9th FG% 11-15 73.3%
10th FG% 3-6 50.0%
GM FG% 30-55 54.5%
3PT% 12-30 40.0%
FT% 4-4 100.0%

Dead Ball Rebounds: 0-0

	WYO	CU
Biggest lead	4 (1 <sup>st</sup> 8:38)	16 (4 <sup>th</sup> 0:58)
Best Scoring Run	7 (3 <sup>rd</sup> 9:03)	12 (1 <sup>st</sup> 4:05)
Lead Changes	3	
Times Tied	3	
Time with Lead	04:22	32:32

Points from	WYO	CU
Turnovers	6	13
Paint	40	28
Second Chance	2	10
Fast Breaks	2	6
Bench	2	29

Period by Period Scoring					
	1st	2nd	3rd	4th	TOT
WYO	15	20	13	12	60
CU	25	13	13	25	76



## GAME 10 - at South Dakota



Official Basketball Box Score - Final  
**Wyoming at South Dakota**  
12/15/24 Sanford Coyote Sports Center, Vermillion, SD  
2024-25 Women's Basketball

Game Time: 1:00 PM  
Game Duration: 1:27  
Attendance: 1,485

Officials: Nick Marshall, Kelly Broomfield, Denise Lopez

Wyoming - 79

Record: 5-5

NO.	Name	Min	FG	3P	FT	Reb	OR	DR	Fouls	TP	AS	TO	ST	Blocks	BA	+	-
5	Tess Barnes	F 23:53	4-5	4-4	0-0	0	5	5	1	0	12	4	3	1	0	0	0
45	Allyson Fertig	C 25:32	7-13	0-1	3-3	6	9	1	5	17	0	0	0	0	2	0	27
2	Emily Melena	G 25:35	4-9	3-5	1-1	1	4	5	1	12	4	0	1	1	1	1	30
12	Malene Pedersen	G 25:04	2-4	2-2	0-0	0	4	4	1	0	6	2	0	0	0	0	42
30	Ola Ustowska	G 19:14	4-6	4-6	0-0	0	5	5	3	0	12	4	1	0	0	17	0
42	McKinley Dickerson	11:55	1-4	0-2	0-0	0	2	2	1	1	2	2	0	0	0	0	18
1	Logan Alvar	14:28	0-0	0-0	0-0	1	1	2	0	0	0	1	0	0	0	0	7
14	Kai Ollainen	16:03	5-8	0-3	0-0	0	4	4	1	0	10	2	0	0	0	0	9
11	Madi Symons	14:00	0-0	0-0	0-0	0	0	0	1	2	1	0	2	0	0	0	7
3	Payton Muma	08:14	0-0	0-0	0-0	0	1	1	0	0	0	1	1	0	0	0	-1
13	Karoline Lundin	08:12	3-5	1-2	0-0	0	1	1	0	0	7	0	0	0	0	0	-4
10	Lara Besic	02:07	0-0	0-0	0-0	0	0	0	0	0	0	0	0	0	0	0	-3
15	Heidur Karlsdottir	02:07	0-0	0-0	0-0	0	2	2	0	0	0	0	0	0	0	0	-5
23	Joslin Igo	01:48	0-0	0-0	0-0	0	0	0	0	0	0	0	0	0	0	0	-3
25	Mikyn Hamlin	01:48	0-1	0-1	0-0	0	0	0	0	0	0	0	0	0	0	0	-3
Team																	
			30-55	14-28	5-8	8	38	46	11	8	79	23	14	2	3		-24

Technical Fouls: NONE

## 2024-25 BOX SCORES

## GAME 13 - UTAH STATE



Official Basketball Box Score - Final  
Utah St. at Wyoming  
01/01/25 Arena Auditorium, Laramie  
2024-25 Women's Basketball

Game Time: 2:00 PM  
Game Duration: 1:41  
Attendance: 4,463

Officials: Tyler Trimble, Tawana Turner, Denise Lopez

Utah St. - 53

Josh S-13		Record: 1-13 (0-2)															
NO.	Name	Min	FG	3P	FT	Rebounds	Fouls	TP	AS	TO	ST	Blocks	+/-				
			M/A	M/A	M/A	OR	DR	TOT	PF	FO		BS	BA				
15	Gracie Johnson	F 16:20	3-7	1-3	0-0	0	5	5	4	0	7	0	2	0	-7		
10	Carlie Latta	G 37:55	2-6	0-2	2-2	0	1	1	0	2	6	2	1	2	0	-18	
12	Elise Livingston	G 12:29	0-3	0-2	0-0	0	2	2	1	0	0	0	0	0	0	2	
24	Cheyenne Stubbs	G 35:13	7-17	2-4	2-2	0	1	1	2	2	18	2	2	0	2	-9	
32	Jammyyn Heaton	G 25:32	0-6	0-0	3-4	4	2	6	0	2	3	3	0	0	0	-14	
23	Mia Tarver	19:20	2-7	0-3	0-0	2	1	3	2	0	4	1	1	0	1	-20	
55	Sophie Sene	20:41	2-7	1-4	0-2	1	5	6	1	1	5	0	0	1	0	-15	
22	Talayah Logwood	07:43	2-2	0-0	0-1	0	0	0	5	1	4	0	0	0	0	-10	
4	Dennae Skelton	15:57	0-4	0-3	3-3	0	2	2	2	3	1	0	1	0	0	-7	
2	Isabella Tanedo	05:51	0-1	0-0	0-0	1	0	1	0	0	0	0	0	0	0	-4	
1	Samiana Sugutunga	02:59	1-2	1-2	0-0	0	0	0	0	1	3	0	0	0	0	2	
Team						4	1	5			0						
Totals			19-62	5-23	10-14	12	20	32	17	11	53	11	5	7	2	4	-20

Technical Fouls: NONE

Technical Fouls: NONE

Shooting By Period		
FG%	3-17	17.6%
3PT%	1-4	25.0%
FT%	0-0	0%
FG%	7-16	43.8%
3PT%	2-7	28.6%
FT%	2-5	40%
FG%	5-17	29.4%
3PT%	1-7	14.3%
FT%	3-3	100%
FG%	4-12	33.3%
3PT%	1-5	20.0%
FT%	5-6	83.3%
FG%	19-62	30.6%
3PT%	5-23	21.7%
FT%	10-14	71.4%

Dead Ball Rebounds: 2

Wyoming - 73

Woring - 7		Record: 7-6 (1-0)															
NO.	Name	Min	FG	3P	FT	Rebounds	Fouls	TP	AS	TO	ST	Blocks	+/-				
5	Tess Barnes	F 21:26	1-6	1-5	0-0	1	5	6	2	0	3	0	2	0	0	5	
45	Allyson Fertig	C 30:56	5-8	0-0	4-6	3	6	9	3	3	14	0	1	0	1	2	19
2	Emily Mellem	G 32:52	1-7	1-4	0-0	0	6	6	1	4	6	0	2	2	0	0	19
12	Malene Pedersen	G 28:17	7-13	2-3	6-6	1	1	2	0	4	20	3	2	0	0	0	21
14	Kati Ollainen	G 28:11	4-8	2-3	1-1	1	2	3	3	11	5	0	1	0	0	0	-10
15	Heider Karlsdottir	09:04	1-1	0-0	1-2	1	4	5	0	1	3	0	1	0	1	0	1
42	McKinley Dickerson	17:19	5-8	1-2	0-0	1	0	1	1	1	11	2	0	1	0	0	10
11	Mad Symons	18:34	1-2	0-0	0-0	1	1	2	0	2	1	4	0	0	0	0	-5
3	Payton Muma	11:11	1-3	0-0	0-0	1	2	1	0	3	1	1	0	0	0	0	-1
13	Karoline Lundin	02:10	0-0	0-0	1-2	0	1	1	0	1	1	0	0	0	0	0	-3
Team						3	6	9			0						
Totals			26-56	8-19	13-17	13	33	46	11	17	73	12	11	4	4	2	20

Technical Fouls: NONE

Shooting By Period		
FG%	6-16	37.5%
3PT%	2-7	28.6%
FT%	1-3	33.3%
FG%	8-15	53.3%
3PT%	3-5	60.0%
FT%	6-6	100%
FG%	3-11	27.3%
3PT%	0-4	0.0%
FT%	5-6	83.3%
FG%	9-14	64.3%
3PT%	3-3	100.0%
FT%	1-2	50%
FG%	26-56	46.4%
3PT%	8-19	42.1%
FT%	13-17	76.5%

Dead Ball Rebounds: 2

USU					WYO		USU		WYO		Period by Period Scoring				
Biggest lead		0 (1 <sup>st</sup> 10:00)			21 (4 <sup>th</sup> 2:44)		Turnovers		6 6		1st2nd3rd4thTOT				
Best Scoring Run		6 (2 <sup>nd</sup> 8:12)			10 (2 <sup>nd</sup> 3:46)		Paint		24 32						
Lead Changes		0					Second Chance		9 18		USU 7 18 14 14 53				
Times Tied		0					Fast Breaks		4 0						
Time with Lead		00:00			38:25		Bench		19 20		WYO 15 25 11 22 73				

Technical Fouls: NONE

Shooting By Period		
FG%	6-16	37.5%
3PT%	2-7	28.6%
FT%	1-3	33.3%
FG%	8-15	53.3%
3PT%	3-5	60.0%
FT%	6-6	100%
FG%	3-11	27.3%
3PT%	0-4	0.0%
FT%	5-6	83.3%
FG%	9-14	64.3%
3PT%	3-3	100.0%
FT%	1-2	50%
FG%	26-56	46.4%
3PT%	8-19	42.1%
FT%	13-17	76.5%

Dead Ball Rebounds: 2

		Record: 7-6 (1-0)	
--	--	-------------------	--

## 2024-25 BOX SCORES

## GAME 17 - NEVADA



Official Basketball Box Score - Final  
Nevada at Wyoming  
01/15/25 Arena Auditorium, Laramie  
2024-25 Women's Basketball

Game Time: 6:30 PM  
Game Duration: 1:49  
Attendance: 1,058

Officials: Berry Luna, Kelly Broomfield, Adriana Broussard

Nevada - 61

Record: 8-11 (3-3)

NO. Name	Min	FG	3P	FT	Rebounds	Fouls	TP	AS	TO	ST	Blocks	+/-
3 Imbie Jones	F 30:22	3-8	0-1	0-0	1 4 5	2 0	6	1	1	0	2	-3
23 Lexie Givens	F 30:31	4-8	2-5	3-4	1 4 5	4 2	13	0	2	0	3	-11
2 Izzy Sullivan	G 30:45	3-10	1-2	0-0	1 0 1	1 0	7	1	1	1	0	-6
4 Audrey Roden	G 28:07	5-11	1-2	2-4	2 4 6	2 3	13	5	1	3	0	-3
10 Dymonique Maxie	G 21:30	1-3	0-0	1-1	1 3 4	0 3	3	2	2	0	1	-7
8 Olivia Pouliavasi	17:18	2-6	0-2	1-1	0 1 1	1 4	2	5	2	2	0	1
11 Victoria Davis	31:21	4-7	2-3	0-0	0 3 3	0 1	10	2	4	3	0	-2
20 Rakiyah Jackson	08:18	1-1	0-0	2-2	0 0 0	0 1	4	0	1	0	0	3
34 Kendra Hicks	01:50	0-1	0-0	0-0	0 1 1	0 0	0	1	0	0	0	-2
Team					5 0 5		0	1				
Totals		23-55	6-15	9-12	11 20 31	13 12	61	13	15	9	5	-5

Technical Fouls:NONE

Shooting By Period	1st	2nd	3rd	4th	TOT
FG%	5-12	41.7%			
FT%	2-2	100%			
3PT%	7-13	53.8%			
FG%	1-3	33.3%			
FT%	1-2	50%			
3PT%	0-0	0.0%			
4th FG%	5-16	31.3%			
3PT%	1-3	33.3%			
FT%	3-4	75%			
GM FG%	23-55	41.8%			
3PT%	6-15	40.0%			
FT%	9-12	75.0%			

Dead Ball Rebounds: 1 0

Wyoming - 66

Record: 10-7 (4-1)

NO. Name	Min	FG	3P	FT	Rebounds	Fouls	TP	AS	TO	ST	Blocks	+/-
5 Tess Barnes	F 34:16	5-11	2-6	1-2	1 4 5	2 1	13	1	3	1	0	0
45 Allyson Fertig	C 33:46	9-17	0-1	3-4	6 6 12	4 6	21	2	1	0	3	2
2 Emily Mellem	G 34:45	2-8	0-3	1-1	0 1 1	2 2	5	3	6	1	1	3
12 Malene Pedersen	G 28:24	6-12	0-1	2-2	1 4 5	0 1	12	3	0	1	0	-3
30 Ola Ustowska	G 22:08	2-4	1-2	0-0	0 1 1	1 2	5	2	1	0	0	1
14 Kati Ollainen	21:37	2-2	1-1	0-0	0 1 1	2 1	5	1	5	0	0	2
42 McKinley Dickerson	13:08	2-3	1-1	0-0	0 0 0	0 1	0	1	0	3	0	-1
11 Madi Symons	10:41	0-0	0-0	0-0	0 0 0	0 0	1	0	0	1	0	-1
15 Hedur Karlsdottir	01:17	0-0	0-0	0-0	0 0 0	0 0	0	0	0	0	0	0
Team					3 5 8		0	0				
Totals		27-57	5-15	7-9	11 22 33	12 13	56	16	13	11	5	5

Technical Fouls:NONE

Shooting By Period	1st	2nd	3rd	4th	TOT
FG%	9-15	56.3%			
FT%	2-4	50.0%			
3PT%	8-14	57.1%			
FG%	3-6	50.0%			
FT%	2-2	100%			
3PT%	5-17	29.4%			
3PT%	0-2	0.0%			
4th FG%	1-1	100%			
3PT%	5-10	50.0%			
FT%	0-3	0.0%			
3PT%	6-15	40.0%			
FT%	7-9	77.8%			

Dead Ball Rebounds: 1 1

Biggest lead	NEV	WYO	Points from Turnovers	NEV	WYO	Period by Period Scoring
Best Scoring Run	0 (1 <sup>st</sup> 10:00)	14 (2 <sup>nd</sup> 0:40)	Point	26	44	1st 2nd 3rd 4th TOT
Lead Changes	0	9 (3 <sup>rd</sup> 3:32)	Second Chance	7	9	NEV 14 16 17 14 61
Times Tied	0	0	Fast Breaks	0	9	WYO 20 21 11 14 66
Time with Lead	00:00	39:08	Bench	19	10	



## GAME 19 - at Air Force



Official Basketball Box Score - Final  
Nevada at Air Force  
01/20/25 Clute Arena, U.S. Air Force Academy  
2024-25 Women's Basketball

Game Time: 3:00 PM  
Game Duration: 1:25  
Attendance: 466

Officials: Scott O'Brien, Kaveri Lusk, Derika Lopez

Wyoming - 62

Record: 11-8 (5-2)

NO. Name	Min	FG	3P	FT	Rebounds	Fouls	TP	AS	TO	ST	Blocks	+/-
5 Tess Barnes	F 18:03	1-4	1-2	0-0	0 1 1	3 0	3	4	4	0	0	7
45 Allyson Fertig	G 33:29	7-10	0-0	1-2	2 7 9	1 5	15	0	0	1	5	17
2 Emily Mellem	G 22:02	6-10	1-1	0-0	1 2 3	0 2	13	2	4	0	0	9
12 Malene Pedersen	G 25:26	7-8	0-0	2-2	1 1 2	1 2	16	4	1	1	0	18
30 Ola Ustowska	G 26:12	1-1	0-0	0-0	0 3 3	0 1	2	2	2	0	0	11
14 Kati Ollainen	25:30	3-4	1-2	0-0	0 3 3	0 1	5	3	1	0	1	6
11 Madi Symons	20:48	2-2	1-1	0-0	0 3 3	2 0	5	2	4	3	0	7
42 McKinley Dickerson	13:58	1-1	1-1	0-0	0 0 0	0 0	3	1	0	1	0	8
13 Karoline Lundin	05:41	0-1	0-0	0-0	0 0 0	0 0	0	0	1	0	0	-10
15 Hedur Karlsdottir	05:25	0-1	0-0	0-0	0 1 1	0 0	0	0	0	0	0	-5
3 Payton Muma	03:26	0-0	0-0	0-0	0 1 1	1 0	0	0	1	0	0	-8
Team					1 2 3		0	4				
Totals		27-42	5-7	3-4	5 24 29	8 11	62	18	22	6	2	12

Technical Fouls:NONE

Shooting By Period	1st	2nd	3rd	4th	TOT
FG%	6-12	50.0%			
FT%	1-2	50.0%			
FT%	0-0	0.0%			
2nd FG%	7-9	77.8%			
3PT%	0-0	0.0%			
FT%	1-2	50%			
3rd FG%	9-12	75.0%			
FT%	2-2	100%			
FT%	0-0	0.0%			
4th FG%	5-8	56.3%			
3PT%	2-3	66.7%			
FT%	2-2	100%			
GM FG%	27-42	64.3%			
3PT%	5-7	71.4%			
FT%	3-4	75.0%			

Dead Ball Rebounds: 0 0

Air Force - 50

Record: 11-8 (5-1)

NO. Name	Min	FG	3P	FT	Rebounds	Fouls	TP	AS	TO	ST	Blocks	+/-
1 Alexia Cortez	G 30:21	1-9	0-1	0-2	2 1 3	2 3	2	1	1	0	1	-16
2 Milahnie Perry	G 27:35	7-11	2-2	0-0	0 2 2	0 0	16	1	0	1	0	-14
4 Madison Smith	G 24:26	2-4	1-1	0-0	0 2 2	3 0	5	1	3	3	0	-8
10 Jayda McNabb	G 34:14	4-10	0-2	2-2	2 1 3	3 2	10	3	1	2	3	-8
40 Jo Hustiner	G 26:50	1-2	1-2	0-0	1 1 2	2 1	5	1	2	0	0	-14
0 Jordyn DeVlaughn	21:40	3-7	0-2	0-0	1 1 2	0 0	6	1	0	0	0	-5
13 Keele O'Hollaren	15:53	3-6	2-4	0-0	0 0 0	0 2	8	0	2	0	0	-2
31 Emily Adams	05:47	0-2	0-0	0-0	0 1 1	1 0	0	0	1	1	0	1
24 Marissa Hargrave	05:49	0-4	0-0	0-0	1 0 1	1 0	0	1	0	0	1	3
25 Emma Lytle	03:26	0-1	0-0	0-0	0 0 0	0 0	0	1	0	0	0	8
Team					2 2 4		0	2				
Totals		21-53	6-14	2-4	9 11 20	11 8	50	14	13	8	2	-12

Technical Fouls:NONE

Shooting By Period	1st	2nd	3rd	4th	TOT
FG%	5-13	38.5%			
3PT%	0-1	0.0%			
FT%	0-2	0.0%			
2nd FG%	3-12	25.0%			
3PT%	1-3	33.3%			
FT%	2-2	100%			
4th FG%	4-14	28.6%			
3PT%	1-5	20.0%			
FT%	0-0	0.0%			
4th FG%	9-14	64.3%			
3PT%	4-5	80.0%			
FT%	0-0	0.0%			
GM FG%	21-53	39.6%			
3PT%	6-14	42.9%			
FT%	2-4	50.0%			

Dead Ball Rebounds: 0 0

Biggest lead	WYO	USAF	Points from Turnovers	WYO	USAF	Period by Period Scoring
Best Scoring Run	24 (4 <sup>th</sup> 9:19)	2 (1 <sup>st</sup> 7:48)	Point	40	24	1st 2nd 3rd 4th TOT
Lead Changes	13 (4 <sup>th</sup> 9:19)	11 (4 <sup>th</sup> 1:33)	Second Chance	7	10	WYO 13 15 20 14 62
Times Tied	3	2	Fast Breaks	2	5	USAF 10 9 9 22 50
Time with Lead	37:19	00:31	Bench	13	14	



## GAME 18 - at UNLV



Official Basketball Box Score - Final  
Wyoming at UNLV  
01/19/25 Cox Pavilion, Las Vegas  
2024-25 Women's Basketball

Game Time: 1:00 PM  
Game Duration: 2:13  
Attendance: 1,410

Officials: Darren Kozoski, Richard Waters, Danielle Johnson

Wyoming - 71

Record: 10-8 (4-2)

NO. Name	Min	FG	3P	FT	Rebounds	Fouls	TP	AS	TO	ST	Blocks	+/-
5 Tess Barnes	F 38:07	2-7	1-3	3-4	0 1 1	3 4	8	4	3	0	1	-7
45 Allyson Fertig	C 41:11	9-15	0-1	4-6	1 8 9	2 5	22	1	6	1	3	0
2 Emily Mellem	G 44:05	6-13	3-6	1-2	0 4 4	1 1	16	6	2	3	0	0
12 Malene Pedersen	G 40:31	7-8	2-3	0-0	1 5 6	0 2	16	3	1	2	0	2
30 Ola Ustowska	G 14:23	1-1	1-1	0-0	0 3 3	3 1	3	0	0	1	0	0
11 Madi Symons	10:09	0-0	0-0	0-0	0 1 1	2 0	0	2	1	0	1	0
42 McKinley Dickerson	07:40	0-3	0-3	0-0	0 0 0	0 0	0	0	1	0	0	6
14 Kati Ollainen	28:21	2-6	2-5	0-0	0 3 3	3 1	6	0	1	1	0	-9
15 Hedur Karlsdottir	00:33	0-0	0-0	0-0	0 0 0	0 0	0	0	0	0	0	0
Team					1 2 3		0	0				
Totals		27-53	9-22	6-12	3 27 30	17 14	71	16	15	8	5	-1

Technical Fouls:NONE

Shooting By Period		
1 <sup>st</sup>	FG%	6-12 50.0%
	3PT%	2-6 33.3%
	FT%	4-4 100%
2 <sup>nd</sup>	FG%	3-10 30.0%
	3PT%	2-6 33.3%
	FT%	0-0 0%
3 <sup>rd</sup>	FG%	8-12 66.7%
	3PT%	1-3 33.3%
	FT%	2-4 50%
4 <sup>th</sup>	FG%	8-11 72.7%
	3PT%	4-6 66.7%
	FT%	2-4 50%
TOT	FG%	2-8 25.0%
	3PT%	0-1 0.0%
	FT%	0-0 0%
GM	FG%	27-53 50.9%
	3PT%	9-22 40.9%
	FT%	8-12 66.7%
Dead Ball Rebounds: 2		

## 2024-25 BOX SCORES

## GAME 21 - at San Jose State



Official Basketball Box Score - Final  
Wyoming at San Jose St.  
01/29/25 Provident Credit Union Event Center, San Jose, CA  
2024-25 Women's Basketball

Game Time: 6:00 PM  
Game Duration: 1:35  
Attendance: 286

Officials: In'Fit Robinson, Marc Merritt, Kathleen Cassidy

Wyoming - 77

Record: 12-9 (6-3)

NO.	Name	Min	FG	3P	FT	Rebounds	Fouls	TP	AS	TO	ST	Blocks	pts	+			
			MA	MA	MA	OR	DR					BS	BA				
5	Tess Barnes	28:33	4-8	2-3	0-0	0	2	2	0	2	10	4	3	1	0	19	
45	Allyson Fertig	C 26:48	7-12	0-1	2-3	2	6	8	2	3	16	0	1	2	0	18	
2	Emily Mellem	G 24:43	2-7	1-2	0-0	1	2	3	0	2	5	7	2	3	2	0	14
12	Malene Pedersen	G 31:27	10-14	0-2	0-0	0	2	2	1	0	20	1	0	1	0	0	22
30	Ola Ustowska	G 24:05	0-2	0-2	0-0	0	4	1	1	0	8	1	0	1	0	1	13
14	Kati Ollainen	16:26	5-6	0-0	0-0	0	2	2	1	1	10	2	0	1	0	0	2
1	Logann Alvar	13:12	1-2	1-1	0-0	1	2	3	1	0	3	0	0	0	0	0	5
42	McKinley Dickerson	13:16	4-4	1-1	4-4	0	2	2	0	2	13	0	0	1	0	0	6
11	Madi Symons	13:50	0-2	0-0	0-0	0	0	1	0	0	1	0	1	0	0	0	7
15	Heldur Karlsdottir	01:41	0-1	0-0	0-0	0	0	0	0	0	0	0	0	0	0	0	3
3	Payton Muma	03:11	0-0	0-0	0-0	0	0	0	0	1	0	0	0	0	0	0	7
13	Karoline Lundin	02:48	0-2	0-2	0-0	0	0	0	0	0	1	0	0	0	0	0	7
Team			1	0	1	0	0	0	0	0	1	0	0	0	0	0	2
Totals			33-60	5-14	6-7	5	22	27	8	11	77	23	12	9	5	1	13

Technical Fouls: NONE

Dead Ball Rebounds: 1-0

San Jose St. - 64

Record: 9-13 (2-7)

NO.	Name	Min	FG	3P	FT	Rebounds	Fouls	TP	AS	TO	ST	Blocks	pts	+			
			MA	MA	MA	OR	DR					BS	BA				
32	Opeyemi Diawara	F 13:35	0-1	0-0	0-0	0	3	3	2	0	0	0	0	0	0		
1	Amiah Simmons	G 34:30	10-21	2-6	4-5	0	4	0	3	26	2	3	1	0	3	11	
2	Jasmine Singleton	G 18:22	0-2	0-0	0-0	1	2	3	0	0	1	0	0	0	0	1	
8	Amira Brown	G 14:20	1-3	0-0	0-0	1	2	3	0	2	1	1	0	0	0	12	
9	Rylee Waugh	G 23:37	2-3	2-3	0-0	0	2	2	4	0	6	2	1	0	0	2	
0	Sydris Summers	32:36	2-6	1-2	1-1	0	1	1	2	2	6	4	1	0	0	19	
5	Hennie van Schalk	14:13	0-1	0-1	0-0	1	1	3	0	0	3	1	1	0	0	3	
31	Finiaua Tonga	26:26	7-13	0-0	2-4	3	2	5	0	2	16	1	0	1	0	18	
23	Stella Igo	17:49	2-5	2-3	0-0	2	1	3	0	1	16	0	1	1	0	4	
11	Marissa Davis-Jones	04:33	1-1	0-0	0-0	0	2	2	0	0	2	0	1	0	0	0	
Team			2	2	4	0	0	0	0	0	1	1	6	5	1	5	
Totals			25-56	7-15	7-10	9	22	31	11	8	64	11	16	5	1	5	13

Shooting By Period	
1st	FTG 1-2 50.0%
2nd	FTG 1-9 66.7%
3rd	FTG 1-2 50.0%
4th	FTG 2-2 100%
5th	FTG 8-16 50.0%
6th	FTG 6-9 66.7%
7th	FTG 1-2 50.0%
8th	FTG 1-2 50.0%
9th	FTG 6-18 33.3%
10th	FTG 1-5 20.0%
11th	FTG 1-5 20.0%
12th	FTG 1-5 20.0%
GM FG	25-56 44.6%

Technical Fouls: NONE

Dead Ball Rebounds: 3-0

	WYOM	SJSU
Biggest lead	24 (2 <sup>nd</sup> 5:05)	4 (1 <sup>st</sup> 8:26)
Best Scoring Run	16 (1 <sup>st</sup> 3:26)	7 (3 <sup>rd</sup> 6:21)
Lead Changes	1	
Times Tied	1	
Time with Lead	35:48	02:17

Points from	WYOM	SJSU
Turnovers	21	11
Paint	54	32
Second Chance	4	12
Fast Breaks	15	6
Bench	26	30

Period by Period Scoring					
	1st	2nd	3rd	4th	TOT
WYOM	25	25	13	14	77
SJSU	12	16	20	16	64



## GAME 23 - at San Diego State



Official Basketball Box Score - Final  
Wyoming at San Diego State  
02/08/25 Steve Fisher Court at Valley Airline, San Diego  
2024-25 Women's Basketball

Game Time: 1:00 PM  
Game Duration: 1:37  
Attendance: 1,137

Officials: Corey Long, Josh Babin, Allen Curry

Wyoming - 64

Record: 14-9 (8-3)

NO.	Name	Min	FG		3P		FT		Rebounds		Fouls		TP		AS		Blocks		Shooting Injury Period		
			M	A	M	A	M	A	M	A	M	A	M	A	M	A	M	A	1st	2nd	
5	Tess Barnes	F 31:45	4	6	3	4	0	0	0	0	5	2	0	5	2	0	0	0	0	17	FG: 7-17 41.2%
45	Allyson Fertig	C 31:20	10	14	0	0	0	0	1	5	6	4	2	20	5	3	1	0	1	9	FT: 0-0 0%
2	Emily Mellem	G 27:40	3	7	2	3	3	4	0	2	2	3	1	11	2	2	3	0	0	13	FT: 0-0 0%
12	Malene Pedersen	G 34:13	5	11	0	2	0	0	0	3	3	1	0	10	6	1	1	0	0	18	3PT: 1-4 25.0%
30	Ola Ustowska	G 26:57	1	2	1	1	0	0	0	2	2	1	3	3	3	5	2	2	0	6	3PT: 0-0 0%
1	Logann Alvar	07:21	1	2	0	0	0	0	1	2	3	0	0	2	0	0	0	0	0	5	FT: 5-12 41.7%
42	McKinley Dickerson	13:07	1	6	1	3	2	2	1	0	1	0	1	0	5	1	2	1	0	3	3PT: 1-1 100.0%
14	Kati Ollainen	16:23	1	2	0	0	0	0	1	1	1	2	2	1	1	1	0	0	0	1	FT: 2-2 100.0%
11	Madi Symons	09:34	0	1	0	0	0	0	0	1	1	0	0	0	0	0	0	0	0	5	FT: 7-10 70.0%
Team			1	2	3	0	0	0	0	0	0	0	0	1	0	1	0	0	0	5	3PT: 0-0 0%
Totals			26-51	7-13	5-6	4-25	29	14	12	64	20	17	11	0	1	13	0	0	0	13	FT: 7-12 58.3%

Technical Fouls: NONE

Dead Ball Rebounds: 0-1

San Diego State - 51

Record: 17-9 (6-6)

NO.	Name	Min	FG		3P	FT	Reb	OR	DR	Fouls	TP	AS	TO	Blocks		pts	+	Shooting by Period		
			MA	PA	MA	PA								BS	BA			1ST	FG%	4th
23	Kim Villalobos	F 21:32	5-10	0-0	0	5	5	1	2	10	0	3	0	0	0	11	1ST	FG%	4th <td>50.0%</td>	50.0%
32	Adryana Quesada	F 23:05	4-10	1-3	0-0	1	3	4	1	9	1	4	0	0	0	7	1ST	FG%	4th <td>50.0%</td>	50.0%
4	Veronica Shelley	G 32:52	2-8	0-0	3-4	2	1	3	4	3	7	1	2	3	0	0	2nd	FG%	7-16	43.8%
21	Nat Martinez	G 28:03	2-6	0-0	0-0	1	1	2	1	4	1	0	3	0	0	14	3PT%	0-2	0.0%	
24	Nacomi Pangaribao	G 23:52	3-8	0-1	1-1	0	0	0	2	7	0	2	0	0	0	11	3PT%	0-1	100%	
12	Kaelyn Hamilton	11:57	3-6	0-0	0-0	0	0	0	0	2	6	1	1	2	0	3	3rd	FG%	5-16	31.3%
1	Erin Hout	16:58	0-0	0-0	2-2	0	1	1	0	1	2	0	1	0	0	3	3PT%	0-2	0.0%	
13	Meghan Fiso	06:18	0-1	0-1	0-0	0	0	0	0	1	0	0	0	0	0	3	FG%	2-6	33.3%	
20	Bailey Barnhardt	06:18	1-1	0-0	0-0	0	1	1	0	0	2	0	0	0	0	3	4th	FG%	6-15	40.0%
3	Call Clark	17:08	1-1	0-0	0-0	1	7	8	3	0	2	0	4	0	0	6	3PT%	0-2	0.0%	
11	Jaczen Green	11:57	1-4	0-2	0-0	1	1	2	0	1	2	0	0	0	0	0	3PT%	0-2	0.0%	
Team			2	1	3	0	0	0	0	0	0	0	0	0	0	0	GM	FG%	29-55	40.0%
Totals			22-55	1-8	6-8	8	21	29	12	14	51	4	17	10	1	0	13	3PT%	1-8	12.5%

Technical Fouls: NONE

Dead Ball Rebounds: 1-0

	WYO	SDSU
Biggest lead	14 (4 <sup>th</sup> 2:56)	0 (1 <sup>st</sup> 10:00)
Best Scoring Run	9(3 <sup>rd</sup> 6:23)	6(3 <sup>rd</sup> 1:08)
Lead Changes	0	0
Times Tied	2	0
Time with Lead	37:53	00:00

Points from	WYO	SDSU
Turnovers	18	13
Paint	32	34
Second Chance	9	2
Fast Breaks	2	4
Bench	9	14

Period by Period Scoring					
	1st	2nd	3rd	4th	TOT
WYO	16	17	13	18	64
SDSU	12	15	12	12	51



## GAME 22 - BOISE STATE



Official Basketball Box Score - Final  
Boise St. at Wyoming  
02/01/25 Arena Auditorium, Laramie  
2024-25 Women's Basketball

Game Time: 5:00 PM  
Game Duration: 1:34  
Attendance: 2,716

Officials: Michel Murray, Angie Leila, Arthur Green

Boise St. - 45

Record: 15-6 (5-5)

NO.	Name	Min	FG	3P	FT	Rebounds	Fouls	TP	AS	TO	ST	Blocks	Shooting By Period		
													FG%	FT%	
32	Natalie Pasco	F 17:05	2-8	0-2	2-2	0	0	0	0	6	1	0	0	0	17%
33	Abby Muse	F 09:15	0-2	0-0	0-0	1	0	1	4	0	0	2	2	1	0%
0	Tatum Thompson	G 23:43	4-8	0-0	3-5	0	5	5	2	3	11	1	1	0	50%
1	Myia Hansen	G 22:35	2-4	0-0	0-0	0	2	2	1	0	4	2	2	0	33.3%
12	Mary Kay Naro	G 21:04	2-4	0-0	0-0	0	1	1	2	1	4	3	2	1	0%
23	Elodie Lakotte	15:26	4-10	0-0	1-1	0	1	1	1	2	9	0	0	1	40%
24	Jayda Clark	13:28	0-3	0-0	2-2	0	0	0	0	0	1	2	1	0	0%
4	Dani Bayes	13:18	0-4	0-2	0-0	0	1	1	0	0	0	0	0	0	0%
15	Alyssa Christensen	17:38	0-2	0-1	0-0	0	5	5	3	0	0	1	4	1	0%
22	Teryn Gardner	16:26	1-6	0-1	0-0	2	1	3	0	1	2	1	0	0	17%
9	Libby Hutton	08:02	0-2	0-0	0-2	2	0	2	0	0	1	0	0	0	0%
6	Milly Sharp	06:49	0-0	0-0	0-0	0	1	1	0	0	0	0	0	0	0%
2	Unsey Lovrovich	07:30	1-2	0-0	0-0	0	0	0	0	0	2	0	0	0	50%
3	Josee Steadman	05:58	1-3	0-1	0-0	0	1	1	0	2	0	0	0	0	33%
5	Allie Hueckman	03:45	1-1	1-1	0-0	0	0	0	0	0	0	0	0	0	100%
Team			4	1	5	0	0	0	0	0	0	0	0	0	0%
Totals			18-59	1-8	6-12	9	19	28	14	11	43	9	12	8	34%

Technical Fouls: NONE

Wyoming - 79

Record:





## 2024-25 BOX SCORES

## GAME 29 - at Colorado State



Official Basketball Box Score - Final  
Wyoming at Colorado St.  
03/01/25 Moby Arena, Fort Collins  
2024-25 Women's Basketball

Game Time: 6:00 PM  
Game Duration: 1:38  
Attendance: 2,812

Officials: Michael Price, Clifford Sims, Adrianna Broussard

Wyoming - 68

Record: 19-10 (13-4)

														Shooting By Period			
NO.	Name	Min	FG	3P	FT	Rebounds	Fouls	TP	AS	TO	ST	BS	+/-	1st	2nd	3rd	4th
			M	A	M	A	P	PF						FG	3P	FT	FT%
5	Tess Barnes	34:12	3-8	2-6	0-0	1	3	4	4	0	8	5	1	0	0	0	14
45	Alyson Fertig	C 37:53	6-11	0-0	2-3	3	14	17	2	7	14	5	5	0	2	0	10
2	Emily Mellema	G 30:26	3-6	2-3	3-4	0	4	4	4	4	11	2	2	3	0	0	12
12	Malene Pedersen	G 30:06	5-8	2-4	-4-4	0	4	4	1	5	16	0	3	0	0	0	17
30	Ola Ustowska	G 17:06	0-2	0-2	0-0	0	1	1	0	0	0	3	0	1	0	0	4
42	McKinley Dickerson	19:41	4-7	1-4	3-3	0	2	2	2	2	12	2	2	0	0	0	2
14	Kati Ollainen	21:14	3-7	1-3	0-0	0	5	5	2	1	7	2	0	0	0	0	6
23	Joslin Igo	00:23	0-0	0-0	0-0	0	0	0	0	0	0	0	0	0	0	0	0
Team						2	1	3			0		0				
Totals			24-49	8-22	12-14	6	34	40	16	19	68	19	13	3	5	1	13
Technical Fouls: NONE																	

Shooting By Period

1st FG% 6-14 42.9%

3PT% 1-7 14.3%

FT% 0-1 0%

2nd FG% 7-10 70.0%

3PT% 3-5 60.0%

FT% 2-2 100%

3rd FG% 6-12 50.0%

3PT% 4-7 57.1%

FT% 5-5 100%

4th FG% 5-13 38.5%

FT% 0-3 0%

GM FG% 24-49 49.0%

3PT% 8-22 36.4%

FT% 12-14 85.7%

Dead Ball Rebounds: 1, 0

Colorado St. - 55

Record: 21-9 (15-6)

NO.	Name	Min	FG M/A	3P M/A	FT M/A	Rebounds OR DR TOT	Fouls PF	TP	AS	TO	ST	Blocks BS BA	+/-				
10	Joseana Vaz	F 06:27	0-2	0-1	0-0	0	1	1	0	0	0	0	2	0	1	-5	
21	Emma Ronsiek	F 38:43	5-11	3-6	4-4	0	3	3	1	7	17	0	0	0	0	-12	
14	Marta Lohmane	G 19:58	1-5	0-1	2-2	0	2	2	1	1	4	2	1	1	0	-12	
30	Hannah Ronsiek	G 36:32	5-8	2-3	1-1	0	5	5	1	13	2	1	1	1	0	-6	
32	Hannah Simental	G 39:37	0-7	0-4	3-4	0	3	3	4	3	3	0	2	0	0	-13	
2	Brooke Carlson	33:05	3-11	0-0	0-1	0	0	0	4	3	6	-3	3	2	0	-9	
1	Kloe Frobbe	07:11	1-3	0-1	0-0	1	2	3	1	0	2	0	1	0	0	-1	
5	Jadyn Fife	16:13	3-6	2-4	0-0	0	3	3	1	8	0	0	1	0	0	-6	
0	Kaylee Headrick	01:51	1-2	0-1	0-0	0	1	1	0	0	2	0	1	0	0	-1	
12	Ann Zachariah	00:23	0-0	0-0	0-0	0	0	0	0	0	0	0	0	0	0	0	
Team						3	0	3			0		0				
Totals		19-55	7-21	10-12	4	20	24	19	16	55	10	7	3	1	5	-13	
Technical Fouls: NONE																	

Shooting By Period

1st FG% 4-13 30.8%

3PT% 2-4 50.0%

FT% 2-2 100%

2nd FG% 8-15 53.3%

3PT% 2-5 40.0%

FT% 3-4 75%

3rd FG% 3-10 30.0%

3PT% 1-3 33.3%

FT% 5-6 83.3%

4th FG% 4-17 23.5%

FT% 2-9 22.2%

GM FG% 19-55 34.5%

3PT% 7-21 33.3%

FT% 10-12 83.3%

Dead Ball Rebounds: 0, 0

	WYO	CSU
Biggest lead	13 (4 <sup>th</sup> 0:32)	8 (2 <sup>nd</sup> 6:38)
Best Scoring Run	10 (3 <sup>rd</sup> 7:14)	7 (2 <sup>nd</sup> 6:38)
Lead Changes	6	7
Times Tied	3	2
Time with Lead	20:11	16:10
Points from Turnovers	WYO 7	CSU 14
Paint	WYO 28	CSU 20
Second Chance	WYO 7	CSU 2
Fast Breaks	WYO 0	CSU 2
Bench	WYO 19	CSU 18
Period by Period Scoring	1st 2nd 3rd 4th TOT	WYO 13 19 21 15 68
	CSU 12 21 12 10 55	



## GAME 30 - UNLV



Official Basketball Box Score - Final  
UNLV at Wyoming  
03/05/25 Arena Auditorium, Laramie  
2024-25 Women's Basketball

Game Time: 6:30 PM  
Game Duration: 1:51  
Attendance: 3,601

Officials: Benny Luna, Sean Martin, Rochelle Barnett

UNLV - 66

Record: 24-6 (16-2)

													Shooting By Period					
NO.	Name	Min	FG M/A	3P M/A	FT M/A	Rebounds OR DR TOT	Fouls PF	TP	AS	TO	ST	Blocks BS BA	+/-	1st	2nd	3rd	4th	
21	McKenna Brackens	F 27:57	2-13	0-5	2-2	1	3	4	1	3	6	1	0	1	0	2	-9	
44	Alyssa Brown	F 34:43	2-5	1-2	0-0	4	6	10	4	4	5	1	1	3	2	0	-4	
3	Kiara Jackson	G 34:49	2-6	2-3	1-2	0	3	3	0	1	7	0	1	0	0	0	-6	
25	Aaliyah Alexander	G 29:08	5-10	1-2	1-1	1	2	3	2	1	12	0	2	0	0	0	-4	
33	Anarachi Kimpson	G 34:03	9-16	2-4	4-4	0	3	3	4	2	24	2	0	0	0	1	-1	
20	Macie James	12:18	0-1	0-1	0-0	0	0	0	0	1	0	0	1	0	1	0	-4	
32	Meadow Roland	17:18	5-9	1-2	0-0	1	1	2	5	0	11	1	2	0	0	0	3	
14	Macy Spencer	09:44	0-2	0-1	1-2	0	0	0	0	1	1	1	0	0	0	0	-1	
Team						3	2	5			0		0					
Totals			25-62	7-20	9-11	10	20	30	17	12	66	7	6	5	2	4	-5	
Technical Fouls: NONE																		
GM FG%: 25-62 40.0%																		
3PT%: 7-20 35.0%																		
FT%: 9-11 81.8%																		

Shooting By Period

1st FG% 7-14 50.0%

3PT% 2-4 50.0%

FT% 0-0 0%

2nd FG% 7-12 58.3%

3PT% 2-4 50.0%

FT% 4-5 80%

3rd FG% 6-16 37.5%

3PT% 1-5 20.0%

FT% 2-2 100%

4th FG% 5-20 25.0%

FT% 2-7 28.6%

GM FG% 25-62 40.3%

3PT% 7-20 35.0%

FT% 9-11 81.8%

Dead Ball Rebounds: 0, 0

Wyoming - 71

Record: 26-10 (14-4)

NO.	Name	Min	FG M-A	3P M-A	FT M-A	Rebounds OR DR TOT	Fouls PF	TP	AS	TO	ST	Blocks BS BA	+/-				
5	Tessa Barnes	F 38:11	2-6	2-6	0-0	0	3	3	2	0	6	5	1	1	0	10	
45	Alyson Fertig	C 34:12	6-12	1-1	3-9	3	16	19	3	6	16	2	3	0	3	2	6
2	Emily Mellema	G 39:05	6-9	3-5	2-3	1	5	6	3	6	17	0	2	1	0	0	6
12	Malene Pedersen	G 39:28	9-17	5-9	4-4	2	2	4	1	3	27	4	0	1	0	0	4
30	Ola Ustowska	G 15:56	1-3	0-2	0-0	0	0	0	1	0	2	4	0	0	0	0	13
42	McKinley Dickerson	19:14	1-1	1-1	0-0	0	1	1	2	2	3	5	3	1	0	0	-6
14	Kati Ollainen	08:04	0-2	0-0	0-0	0	0	0	0	0	0	1	0	0	0	0	-7
1	Loggyn Alvar	05:46	0-0	0-0	0-0	0	0	0	0	0	0	0	0	0	0	0	-1
23	Joslin Igo	00:02	0-0	0-0	0-0	0	0	0	0	0	0	0	0	0	0	0	0
Team						1	2	3			0		1				
Totals			25-50	12-24	9-16	7	29	36	12	71	20	11	4	4	2	5	
Technical Fouls: NONE																	

Shooting By Period

1st FG% 9-15 60.0%

3PT% 4-6 66.7%

FT% 0-0 0%

2nd FG% 4-9 44.4%

3PT% 4-6 66.7%

FT% 0-2 0%

3rd FG% 5-12 41.7%

3PT% 2-6 33.3%

FT% 3-5 60%

4th FG% 7-14 50.0%

3PT% 2-4 50.0%

FT% 6-9 66.7%

GM FG% 25-50 50.0%

3PT% 12-24 50.0%

FT% 9-16 56.3%

Dead Ball Rebounds: 5, 0

	UNLV	WYO
Biggest lead	7 (2 <sup>nd</sup> 4:05)	12 (1 <sup>st</sup> 2:38)
Best Scoring Run	9 (1 <sup>st</sup> 0:43)	9 (3 <sup>rd</sup> 8:11)
Lead Changes	10	Second Chance 14
Times Tied	3	Fast Breaks 0
Time with Lead	12:03	25:51
Points from Turnovers	UNLV 12	WYO 12
Paint	UNLV 30	WYO 26
Second Chance	UNLV 14	WYO 8
Fast Breaks	UNLV 0	WYO 0
Bench	UNLV 12	WYO 3
Period by Period Scoring	1st 2nd 3rd 4th TOT	UNLV 16 20 15 15 66
	WYO 22 12 15 22 71	



## 2024-25 COWGIRLS RADIO AND TV ROSTER



**1 Logann Alvar**  
F, 6-0, Jr.  
Casper, Wyo.



**2 Emily Mellema**  
G, 5-11, Sr.  
Lynden, Wash.



**3 Payton Muma**  
G, 5-8, R-Jr.  
Highlands Ranch, Colo.



**4 Fia Proctor**  
F, 6-2, Fr.  
Bothell, Wash.



**5 Tess Barnes**  
G/F, 6-2, Sr.  
Gisborne, Australia



**10 Lana Beslic**  
G, 5-8, Fr.  
Split, Croatia




**11 Madi Symons**  
F, 6-0, So.  
Coeur d' Alene, Idaho



**12 Malene Pedersen**  
G, 5-11, Jr.  
Aabyhoj, Denmark



**14 Kati Ollilainen**  
G, 5-9, So.  
Helsinki, Finland



**15 Heidur Karlsdottir**  
F/C, 6-4, Fr.  
Laugavellir, Iceland



**13 Karoline Lundin**  
G/F, 5-9, Fr.  
Copenhagen, Denmark



**23 Joslin Igo**  
G, 5-6, Sr.  
Douglas, Wyo.



**25 Mikyn Hamlin**  
G, 5-8, So.  
Hugoton, Kan.



**30 Ola Ustowska**  
G, 5-10, Gr.  
Kartuzy, Poland



**42 McKinley Dickerson**  
G, 5-11, Gr.  
Lyman, Wyo.




**45 Allyson Fertig**  
C, 6-4, Sr.  
Glendo, Wyo.



**Heather Ezell**  
Head Coach  
(Iowa State, '09)



**Fallon Lewis**  
Assistant Coach  
(Wyoming, '14)



**Natalie Baker**  
Assistant Coach  
(Wyoming, '18)



**Taylor Ignoto**  
Assistant Coach  
(Washburn, '16)



**Monica Brooks**  
Director of Operations  
(Colorado Mesa, '22)

