

# UTAH STATE 2024-25

## MEN'S BASKETBALL NOTES



### 2024-25 SCHEDULE

25-6, 15-5 MW  
(15-2 H / 7-4 A / 3-0 N)

Rank: AP Top 25/USA Today Coaches' Poll

#### NOVEMBER (7-0)

6	-/-	-/-	ALCORN STATE	W, 101-46
9	-/-	-/-	CHARLOTTE	W, 103-74
13	-/-	-/-	WESTMINSTER	W, 117-53
18	-/-	-/-	MONTANA	W, 95-83
22	RV/-	-/-	vs Iowa (in Kansas City)	W, 77-69
28	RV/RV	-/-	vs St. Bonaventure#	W, 72-67
29	RV/RV	-/-	vs North Texas#	W, 61-57

#### DECEMBER (6-1)

4	RV/RV	-/-	WYOMING*	W, 70-67
7	RV/RV	-/-	UTAH TECH	W, 92-62
14	RV/RV	-/-	SOUTH FLORIDA	W, 88-67
17	RV/RV	-/-	UC SAN DIEGO	L, 73-75
22	RV/RV	-/-	at Saint Mary's	W, 75-68
28	RV/RV	20/20	at San Diego State*	W, 67-66
31	RV/RV	-/-	at Nevada*	W, 69-64

#### JANUARY (6-1)

4	RV/RV	-/-	FRESNO STATE*	W, 89-83
7	25/25	-/-	at San José State*	W, 85-78
11	25/25	-/-	BOISE STATE*	W, 81-79
15	22/22	-/-	at UNLV*	L, 62-65
22	RV/RV	-/-	NEVADA*	W, 90-69
25	RV/RV	-/-	at Air Force*	W, 87-58
29	RV/RV	-/-	UNLV*	W, 76-71

#### FEBRUARY (5-3)

1	RV/RV	RV/RV	NEW MEXICO*	L, 63-82
4	RV/RV	-/-	at Wyoming*	W, 71-67
7	RV/RV	-/-	at Fresno State*	W, 89-81
11	RV/RV	-/-	COLORADO STATE*	W, 93-85
16	RV/RV	RV/RV	at New Mexico*	L, 79-82
19	-/-	-/-	SAN JOSÉ STATE*	W, 105-57
22	-/-	-/-	SAN DIEGO STATE*	W, 79-71
26	RV/RV	-/-	at Boise State*	L, 65-82

#### MARCH (1-1)

1	RV/RV	-/-	at Colorado State*	L, 66-93
8	-/-	-/-	AIR FORCE*	W, 87-47
13	-/-	-/-	vs 6-seed UNLV/11-seed Air Force%	9:30 PM
14	-/-	-/-	Mountain West Semifinals%	10 PM
15	-/-	-/-	Mountain West Championship	4 PM

\* Mountain West Game | # NIT Season Tip-Off (Orlando, Fla.)

% Mountain West Championships

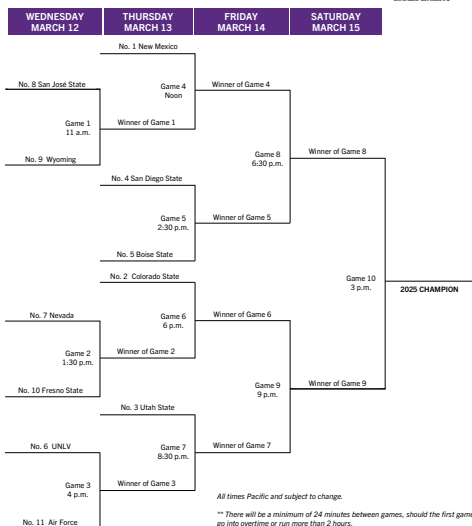
Home games in **BOLD CAPS**

All times Mountain

### 2025 MOUNTAIN WEST TOURNAMENT

MARCH 12-15 | LAS VEGAS, NEVADA | THOMAS & MACK CENTER (18,000) | AGGIE SPORTS NETWORK | CBS SPORTS / CBS

#### TOURNAMENT BRACKET



#### OPENING TIPS

• The Mountain West Tournament will take place from March 12-15 at the Thomas & Mack Center in Las Vegas. The championship game is set for Saturday, March 15, at 4 p.m. (MT). The quarterfinals and semifinals will be broadcast on CBS Sports Network, with the title game on CBS.

• As the 3-seed, Utah State earned an automatic first round bye and trip to the quarterfinal round, where it will face the winner of 6-seed UNLV and 11-seed Air Force. Should Utah State win, it will move on to face the winner of 2-seed Colorado State and 7-seed Nevada/10-seed Fresno State in the semifinals.

• This is the 12th Mountain West Tournament for Utah State, since joining the league in 2013-14. The Aggies have won the tournament twice, in 2019 and 2020, and have made it to the championship game four times total, all in the past six years (2019, 2020, 2021, 2023). In the MW Tournament, USU is 17-9. All-time in all conference tournaments, the Aggies are 55-36.

• USU graduate guard **Ian Martinez** was named to the All-Mountain West First Team, while sophomore guard **Mason Falslev** earned a spot on the league's second team as well as on the Mountain West All-Defensive Team.

• Graduate guard **Dexter Akanno**, in his fifth and final year of college basketball, scored the 1,000th point of his career against Air Force in the team's regular season finale.

• **Falslev** is one of two players in the country this season to have totaled at least 71 steals and 189 rebounds. He is also one of just three players currently averaging at least 14 points, six rebounds, 3.5 assists and two steals per game.

• **Falslev** ranks first in the Mountain West and 17th in the nation with 2.30 steals per game.

• **Martinez** ranks in the top 10 in the Mountain West in scoring average, free throw percentage, free throws made, 3-point field goals made and field goal percentage. He also holds the third-longest streak of double-digit scoring games in the nation at 34.

• Utah State has been a 3-seed in the Mountain West Tournament just once before, in 2023.

• Should the Aggies make the NCAA Tournament this year, they would become just the second team in NCAA history to make it to three-straight NCAA Tournaments with three different non-interim head coaches.

### FOLLOW THE AGGIES



/USUMensBasketball



@USUBasketball



@USUBasketball

#### Communications Contact: Jaden Johnson

Office: (435) 797-2066

Cell: (435) 754-4409

Email: [jaden.johnson@usu.edu](mailto:jaden.johnson@usu.edu)

[utahstateaggies.com](http://utahstateaggies.com)

# 2024-25 UTAH STATE ROSTER

## NUMERICAL ROSTER

No.	Player	Ht.	WT	Pos.	Cl.	Hometown   High School   Last School
0	Braden Housley	6-4	180	G	So.	Lehi, Utah   Skyridge HS   Southern Utah
1	Pavle Stosic	6-9	215	F	So.	Niš, Serbia   Gonzaga
2	Tucker Anderson	6-9	210	W	So.	Centerton, Ark.   Bentonville West HS   Central Arkansas
3	Jaxon Smith	6-2	188	G	R-Fr.	Bountiful, Utah   Woods Cross HS
4	Ian Martinez	6-3	185	G	5th	Heredia, Costa Rica   JSerra Catholic   Maryland
5	Jordy Barnes	6-3	180	G	Fr.	Holladay, Utah   Olympus HS
7	Dexter Akanno	6-5	210	G	Gr.	Valencia, Calif.   Blair Academy   Oregon State
8	Drake Allen	6-3	203	G	Gr.	Eagle Mountain, Utah   Westlake HS   Utah Valley
12	Mason Falslev	6-3	203	G	So.	Benson, Utah   Sky View HS
13	Deyton Albury	6-2	190	G	Sr.	Nassau, Bahamas   Sunrise Christian Academy   Queens
20	Isaac Johnson	7-0	227	F	Jr.	American Fork, Utah   American Fork HS   Oregon
21	Aubin Gateretse	6-11	225	F	Sr.	Namur, Belgium   Calusa Prep School   Stetson
22	Karson Templin	6-8	230	F	So.	Fairview, Texas   Lovejoy HS
23	Isaac Davis	6-8	240	F	Fr.	Idaho Falls, Idaho   Hillcrest HS

## ALPHABETICAL ROSTER

No.	Player	Ht.	WT	Pos.	Cl.	Hometown   High School   Last School
7	Dexter Akanno	6-5	210	G	Gr.	Valencia, Calif.   Blair Academy   Oregon State
13	Deyton Albury	6-2	190	G	Sr.	Nassau, Bahamas   Sunrise Christian Academy   Queens
8	Drake Allen	6-3	203	G	Gr.	Eagle Mountain, Utah   Westlake HS   Utah Valley
2	Tucker Anderson	6-9	210	W	So.	Centerton, Ark.   Bentonville West HS   Central Arkansas
5	Jordy Barnes	6-3	180	G	Fr.	Holladay, Utah   Olympus HS
23	Isaac Davis	6-8	240	F	Fr.	Idaho Falls, Idaho   Hillcrest HS
12	Mason Falslev	6-3	203	G	So.	Benson, Utah   Sky View HS
21	Aubin Gateretse	6-11	225	F	Sr.	Namur, Belgium   Calusa Prep School   Stetson
0	Braden Housley	6-4	180	G	So.	Lehi, Utah   Skyridge HS   Southern Utah
20	Isaac Johnson	7-0	227	F	Jr.	American Fork, Utah   American Fork HS   Oregon
4	Ian Martinez	6-3	185	G	5th	Heredia, Costa Rica   JSerra Catholic   Maryland
3	Jaxon Smith	6-2	188	G	R-Fr.	Bountiful, Utah   Woods Cross HS
1	Pavle Stosic	6-9	215	F	So.	Niš, Serbia   Gonzaga
22	Karson Templin	6-8	230	F	So.	Fairview, Texas   Lovejoy HS

## UTAH STATE STAFF

NAME	POSITION	EXPERIENCE	ALMA MATER
Jerrold Calhoun	Head Coach	First Season	Cincinnati, 2004
Eric Haut	Associate Head Coach	First Season	Kent State, 2004
Mantoris Robinson	Assistant Coach	First Season	Winthrop, 2010
Eric Daniels	Assistant Coach	First Season	Johnson & Wales, 2008
Ben Asher	Assistant Coach	First Season	West Virginia, 2013
Paul Molinari	Chief of Staff	First Season	Villanova, 1990

### SUPPORT STAFF

Max Bent	Director of Video and Analytics	First Season
Brett Ritter	Athletic Trainer	Second Season
Brandon Buskey	Director of Strength & Conditioning	First Season

### PRONUNCIATION GUIDE

#7 Dexter AKANNO ..... uh-CON-no  
#12 Mason FALSLEV ..... FALSE-lev  
#21 AUBIN GATERETSE ..... AW-bin gat-er-ET-see  
#1 PAVLE STOSIC ..... PAW-vlay STO-sitch  
Eric HAUT ..... HOW-t (rhymes with 'out')

## ROSTER BREAKDOWN

### BY CLASS:

**Graduate Student (2)**  
Dexter Akanno, Drake Allen

### 5th Year (1)

Ian Martinez

### Seniors (2)

Deyton Albury, Aubin Gateretse

### Juniors (1)

Isaac Johnson

### Sophomores (5)

Tucker Anderson, Mason Falslev, Braden Housley, Pavle Stosic, Karson Templin

### Freshmen (3)

Jordy Barnes, Isaac Davis, Jaxon Smith

### BY POSITION:

#### Guard (8)

Dexter Akanno, Deyton Albury, Drake Allen, Jordy Barnes, Mason Falslev, Braden Housley, Ian Martinez, Jaxon Smith

#### Wing (1)

Tucker Anderson

#### Forward (5)

Isaac Davis, Aubin Gateretse, Isaac Johnson, Pavle Stosic, Karson Templin

### BY HEIGHT:

#### 6-2 (2)

Deyton Albury, Jaxon Smith

#### 6-3 (4)

Drake Allen, Jordy Barnes, Mason Falslev, Ian Martinez

#### 6-4 (1)

Braden Housley

#### 6-5 (1)

Dexter Akanno

#### 6-8 (2)

Isaac Davis, Karson Templin

#### 6-9 (2)

Tucker Anderson, Pavle Stosic

#### 6-11 (1)

Aubin Gateretse

#### 7-0 (1)

Isaac Johnson

### HOME STATE/COUNTRY:

Utah: 6  
Arkansas: 1  
Bahamas: 1  
Belgium: 1  
California: 1  
Costa Rica: 1  
Idaho: 1  
Serbia: 1  
Texas: 1

## UTAH STATE INFORMATION

Location .....	Logan, Utah
Founded.....	1888
Enrollment .....	27,943
Nickname.....	Aggies
School Colors ...	Navy Blue, White and Pewter Gray
Arena.....	Dee Glen Smith Spectrum (10,270)
Conference .....	Mountain West
Interim President .....	Alan L. Smith
VP and Athletics Director .....	Diana Sabau
Athletic Department Phone .....	(435) 797-1850
Ticket Office Phone.....	(435) 797-0305 or
.....	1-888-USTATE-1

## COACHING STAFF

Head Coach .....	Jerrold Calhoun
Record at Utah State .....	25-6 (First Season)
Career Record .....	267-150 (13th Season)
Associate Head Coach .....	Eric Haut
Assistant Coach .....	Mantoris Robinson
Assistant Coach.....	Eric Daniels
Assistant Coach.....	Ben Asher
Chief of Staff .....	Paul Molinari

## TEAM INFORMATION

2024-25 Record.....	25-6, 15-5 MW
2023-24 Record.....	28-7, 14-4 MW
Postseason ....	NCAA Tournament Second Round
Lettermen Returning/Lost .....	4/6
Starters Returning/Lost .....	3/2
Newcomers.....	9
Overall Record .....	1,754-1,171 (.599)
NCAA Appearances/Record .....	24 (7-26, .212)
NIT Appearances/Record .....	10 (2-10, .167)
CIT Appearances/Record .....	1 (4-1, .800)
All-time Postseason Appearances/Record .....	35
.....	(13-37, .260)

## COMMUNICATIONS

Assistant Communications Coordinator (MBB SID)	Jaden Johnson
Office Phone.....	(435) 797-2066
Cell Phone.....	(435) 754-4409
Email Address .....	jaden.johnson@usu.edu
Associate AD for Communications (Director)	Doug Hoffman
Office Phone .....	(435) 797-3714
Assistant Communications Coordinator.....	Daniel Hansen
Office Phone.....	(435) 797-5547
Website.....	www.utahstateaggies.com
Mailing Address ..	7400 Old Main Hill, Logan, Utah
.....	84322-7400

## TEAM NOTABLES

### ALL CONFERENCE HONORS

The Mountain West announced its all-conference postseason honors on Tuesday, with a pair of Aggies earning recognition.

- Fifth year guard **Ian Martinez** earned a spot on the All-Mountain West First Team as Utah State's leading scorer after averaging 16.9 points per game in the regular season. He also averaged 3.4 rebounds and 2.8 assists per contest, ranking in the top 10 in the league in points, field goal percentage, free throws made, free throw percentage, and 3-pointers made. **Martinez** earned all-league honorable mention accolades in 2023-24 and was a preseason all-conference selection this season.

- Sophomore guard **Mason Falslev** was named to both the All-Mountain West Second Team and the MW All-Defensive Team. During the regular season, he averaged 14.7 points per game, while leading the team in rebounds (6.1), steals (2.3) and minutes (32.0) and ranking second in assists (3.7). He ranks in the top 10 in the league in points, rebounds, assists, steals, assist/turnover ratio, field goal percentage, minutes played and defensive rebounds. His 2.3 steals per game rank 15th in the nation and lead the Mountain West.

### TOURNAMENT TIME!

The Mountain West Tournament will take place from March 12-15 at the Thomas & Mack Center in Las Vegas. As the 3-seed, Utah State earned an automatic first round by and trip to the quarterfinal round, where it will face the winner of 6-seed UNLV and 11-seed Air Force on Thursday, March 13, at 9:30 p.m. (MT). Should Utah State win, it will move on to face the winner of 2-seed Colorado State and 7-seed Nevada/10-seed Fresno State in the semifinals on Friday, March 14, at 10 p.m. (MT).

The championship game will be played on Saturday, March 15, at 4 p.m. (MT).

### AGGIES IN THE MW TOURNAMENT

This will be the 12th Mountain West Tournament for Utah State, since joining the league in 2013-14. The Aggies have won the tournament twice, in 2019 and 2020, and have made it to the championship game four times total, all in the past six years (2019, 2020, 2021, 2023).

In the MW Tournament, USU is 17-9. All-time in all conference tournaments, the Aggies are 55-36.

### AGGIES AS A 3-SEED

Utah State has only been a 3-seed in a conference tournament three times previously, and only once in the Mountain West (2023). As a 3-seed USU is 5-2 overall in conference tournaments and 2-1 in MW tournaments.

### 1,000 POINT CLUB

USU graduate guard **Dexter Akanno**, in his fifth and final year of college basketball, hit a major career milestone on senior day against Air Force as he scored the 1,000th point of his career. 272 of his now 1,001 career points have come in a Utah State uniform this season.

Fellow graduate guard **Drake Allen** is also nearing the 1,000 point career mark, entering the tournament with 980 points to his name.

Fifth year guard **Ian Martinez** hit the mark earlier this season against Wyoming on Dec. 4. He's now up to 1,383 career points, including 977 in two years as an Aggie.

## THE BIG DANCE

With the NCAA Tournament looming, Utah State is hoping to secure a trip to what would be its 25th big dance in program history. The Aggies have been to three of the past four tournaments, and earned an automatic bid to the COVID-cancelled 2020 tournament as the league's conference tournament champion.

### KEEPING IT ROLLING

- Should the Aggies make the NCAA Tournament this year, they would become just the second team in NCAA history to make it to three-straight NCAA Tournaments with three different non-interim head coaches. The only other team to do this was Southern Illinois in 2003-05 under Bruce Weber, Matt Painter and Chris Lowery.

- Utah State is currently on its fourth head coach in the past five seasons, but the success has remained the same. Under the past four head coaches (Craig Smith, Ryan Odom, Danny Sprinkle and **Jerrold Calhoun**), USU has gone a combined 171-62 (.73). In the past three years with three different head coaches, the Aggies are 79-22 (.78).

### THE BIG 25

With its win over Air Force on March 8, Utah State secured its third-straight 25-win season, each with a different head coach.

The team's 11 25-win seasons since 2000 rank tied for 12th most in Division I basketball and are the most among Mountain West teams.

### POSTSEASON APPEARANCES

- Utah State's 35 postseason qualifications are tied for the most among current Mountain West schools, tying New Mexico (35) and ahead of UNLV (30), Wyoming (29), Colorado State (23), San Diego State (22), Boise State (19), Nevada (18), Fresno State (17), Air Force (7) and San José State (5).

- Utah State's 24 NCAA Tournaments are the most by any member of the Mountain West, ahead of such schools as UNLV (19), Wyoming (16), New Mexico (16) and San Diego State (16).

### CONSISTENT BUCKETS

Utah State fifth year guard **Ian Martinez** holds the third-longest streak of double-digit scoring performances in the nation. **Martinez** has scored 10-plus points in 34-straight games going back to last season. The only longer streaks belong to Marquette's Kam Jones and Villanova's Eric Dixon, each at 47.

Just 15 players in the nation have scored in double-figures 31 times this season, including **Martinez**.

### OFFENSIVE EFFICIENCY

- Utah State has one of the most well-balanced and efficient offenses in the country this season. The team's offensive rating of 119.2 ranks ninth nationally.

- The Aggies rank seventh in the country in field goal percentage field goal percentage (.495) and are 11th in 2-point field goal percentage (.578).

### GIVE ME A BREAK

Fast break scoring opportunities have been a major advantage for the Aggies this season, as Utah State has out-scored opponents on the break in 27 of 31 games this season with a combined total score of 416-169. The team's 13.6 fast break points per game rank 31st in the nation.

### AMONG THE BEST

Utah State ranks in the top 50 in the nation in several major statistical categories, including



# GAME NOTES

assists (6th - 17.7), assist/turnover ratio (6th - 1.66), field goal percentage (7th - .495), winning percentage (14th - .806), scoring margin (20th - +11.6), turnover margin (23rd - +3.5), scoring offense (25th - 81.5), bench points (26th - 28.61), steals (30th - 8.8), fastbreak points (31st - 13.55), 3-point field goal percentage (43rd - .373) and turnovers forced (43rd - 14.13).

## WE OVER ME

• Ball movement has been a major key to Utah State's offensive success this season. The Aggies currently rank sixth in the nation with 17.7 assists per game. The program record for a season is 18.0 in 2021-22.

• This season, 61.9 percent (549-of-887) of Utah State's made shots have been assisted on. This is the 10th-best assist percentage of any team in the country.

• USU has had 20-plus assists in 11 games this year, and 10-plus in all but six. USU is 11-0 when recording 20 or more assists.

• The team's assist-to-turnover ratio of 1.66 ranks sixth nationally. On the season, USU has 549 total assists with just 332 turnovers.

## IN THE NET

In the most recent NET rankings, Utah State checks in at No. 37, the highest rated Mountain West team. Other squads from the league in the top 100 include New Mexico (41), Boise State (45), San Diego State (51), Colorado State (54) Nevada (78) and UNLV (95).

USU debuted in the NET at No. 14 on Dec. 2, then climbed as high as No. 12, the team's highest ranking since Dec. 18, 2022. Last season's squad spent the entire year in the top 40, but never peaked higher than No. 18.

## POINT DEXTER

In Utah State's win over San Diego State on Feb. 22, graduate guard **Dexter Akanno** had one of the best games of his career. The former Marquette Golden Eagle and Oregon State Beaver went for 26 points on 9-of-12 shooting from the field and 7-of-9 shooting from 3-point range.

This was his career high in points and 3-pointers made, and is tied for the eighth-most triples in a game in program history.

## POINT TAKEN

Utah State has one of the highest scoring and most dominant offenses in the nation this season, currently ranking 20th nationally in scoring margin at +11.6 and 25th in the country in scoring offense with 81.5 points per game. On the year, USU is outscoring its opponents by a combined 2,-2,1 (81.-69.9).

## A HISTORIC BLOWOUT

In Utah State's 105-57 win over San José State on Feb. 19, the Aggies set a new program record for the most lopsided conference game in program history, surpassing a 45-point win over the Spartans in 2020.

The 48-point win was also tied for the fourth biggest blowout in a Mountain West regular season game in league history.

## SPLASH VALLEY

Utah State's roster this season is filled with players who can do damage from behind the 3-point arc. In the team's win over San José State on Feb. 19, a program record eight different Aggies hit at least one triple.

All-time, USU has had just six games where seven or more players hit a 3-pointer. Half of those (3) have been this season.

## CROSSING THE 20-WIN MARK

• With its win over Wyoming on Feb. 4, Utah State secured the 34th 20-win season in program history.

• Utah State's 34 seasons with 20-plus wins are the second-most by any program in the Mountain West behind UNLV (37) and ahead of New Mexico (31), Wyoming (24), San Diego State (22), Fresno State (21), Boise State (19), Nevada (18), Colorado State (15), Air Force (3) and San José State (3).

• Since the turn of the century (last 24 seasons), Utah State has posted 20 or more wins 20 times, which is the most by any team in the Mountain West ahead of San Diego State (19), Nevada (14), Boise State (13), UNLV (12), New Mexico (12), Fresno State (10), Wyoming (9), Colorado State (8), Air Force (3) and San José State (1).

## STRENGTH IN NUMBERS

• Utah State has used a deep rotation this year, at times relying heavily on its bench for production. In 24 of Utah State's 31 games this season, the Aggie bench has outscored that of its opponent for a combined total of 887-592. USU's 28.61 bench points per game rank 26th in the nation.

• Aggie reserves have accounted for 41.2 percent of the team's minutes (2,554), 35.1 percent of its points (887) and 40.1 percent of its rebounds (386). Eight different players have averaged at least 16 minutes per game this year.

## FIRST YEAR PHENOM

• Aggie head coach **Jerrold Calhoun** has won 24 of his first 30 games at the helm of the program, on pace for the best record by a first-year head coach in program history. His 25 wins are the second-most among first-year head coaches in Division I this season, behind only Drake's Ben McCollum.

• In the past 10 seasons in Division I basketball, there have been just three instances of a head coach beginning their tenure at a new school 16-1 or better. **Calhoun** at USU this year (16-1), Danny Sprinkle at USU last year (16-1) and Tommy Loyd at Arizona in 2021-22 (16-1).

## COMEBACK KIDS

Utah State has shown strong resolve while trailing this season, coming back to win after facing double-digit deficits three times in conference play alone. Against San Diego State, the Aggies trailed by 18. Against Fresno State, they erased a 17-point deficit. And against Boise State, they came back from being down 13.

## PICK POCKETS

• As a team, Utah State has recorded 8.8 steals per contest. This ranks second in the Mountain West and 30th in the nation this season.

• Sophomore guard **Mason Falslev** leads the Mountain West and ranks 19th in the nation with 2.29 steals per contest.

• USU recorded 16 steals in the team's win over Westminster. This was tied for the second-most in program history. In total, it has recorded 10-plus steals 16 times this year, and is 14-2 when doing so.

## WHAT IT TAKES

• In its wins this season, Utah State is averaging 84.8 points, 35.4 rebounds, 18.6 assists, 9.2 steals and 3.1 blocks per game, while shooting 51.3 percent (744-of-1451) from the field, 38.8 percent (234-of-603) from deep and 71.7 percent (397-of-554) at the free throw line.

• Conversely, in its losses, Utah State is averaging 68.0 points, 29.7 rebounds, 14.0 assists, 7.2 steals

## 2024-25 MW PRESEASON POLL

Rank	School (First-place votes)	Points
1.	Boise State (19)	276
2.	New Mexico (1)	233
3.	Nevada (1)	219
4.	San Diego State (2)	213
5.	UNLV (2)	178
6.	<b>Utah State (1)</b>	<b>169</b>
7.	Colorado State	160
8.	San José State	88
9.	Wyoming	67
10.	Fresno State	62
11.	Air Force	51

## 2024-25 Preseason All-Mountain West Team

Pos.	Name	Year	School
G	Alvaro Cardenas	Sr.	Boise State
F	Tyson Degenhart	Sr.	Boise State
F	O'Mar Stanley	Sr.	Boise State
G	Nique Clifford	Sr.	Colorado State
F	Nick Davidson	Jr.	Nevada
G	Donovan Dent	Jr.	New Mexico
C	Nelly Junior Joseph	Sr.	New Mexico
G	Reese Walters	Sr.	San Diego State
G	Dedan Thomas Jr.	So.	UNLV
G	<b>Ian Martinez</b>	<b>Gr.</b>	<b>Utah State</b>

## Preseason Player of the Year

Tyson Degenhart, Sr., F, Boise State

## Preseason Newcomer of the Year

Kobe Sanders, Sr., G, Nevada

## Preseason Freshman of the Year

Pharoah Compton, F, San Diego State

## 2024-25 MW STANDINGS

	MW	Overall
New Mexico	17-3 .850	25-6 .806
Colorado State	16-4 .800	22-9 .710
<b>Utah State</b>	<b>15-5 .750</b>	<b>25-6 .806</b>
San Diego State	14-6 .700	21-8 .724
Boise State	14-6 .700	22-9 .710
UNLV	11-9 .550	17-14 .548
Nevada	8-12 .400	16-15 .516
San José State	7-13 .350	14-18 .438
Wyoming	5-15 .250	12-19 .387
Fresno State	2-18 .100	6-25 .194
Air Force	1-19 .050	4-27 .129

## WHERE TO WATCH

The quarterfinal and semifinal rounds of the Mountain West Championship will be broadcast on CBS Sports Network, with the championship game on CBS.

## WHERE TO LISTEN

Every Utah State men's basketball game can be heard live on the Aggie Radio Network. **Scott Garrard** serves as the play-by-play announcer, while former Aggie player and coach **Spencer Nelson** serves as the analyst at all home games. Games can also be heard on the Internet (www.Utah-StateAggies.com) by clicking on the 'Listen Live' link, as well as on the TuneIn App.

• **Salt Lake City:** KZNS (1280 AM/97.5 FM)

• **Logan:** KVNU (610 AM/102.1 FM)

• **Price:** KRXP (95.3 FM)

• **Green River:** KRXP (102.7 FM)

• **Moab:** KRXP (100.3 FM)

• **Orangeville:** KRXP (95.9 FM)

## 2024-25 SUPERLATIVES

### Double-Figure Points

Ian Martinez	31
Mason Falslev	22
Dexter Akanno	13
Deyton Albury	11
Drake Allen	10
Karson Templin	10
Tucker Anderson	9
Aubin Gateretse	7
Jordy Barnes	2
Isaac Johnson	2

### 20-Point Games

Ian Martinez	8
Mason Falslev	6
Dexter Akanno	1
Aubin Gateretse	1

### 30-Point Games

Ian Martinez	2
--------------	---

### USU Scoring Leader

Ian Martinez	14
Mason Falslev	9
Dexter Akanno	2
Karson Templin	2
Deyton Albury	1
Drake Allen	1
Tucker Anderson	1
Aubin Gateretse	1

### USU Rebound Leader

Mason Falslev	17
Karson Templin	6
Aubin Gateretse	4
Dexter Akanno	2
Deyton Albury	2
Ian Martinez	2
Isaac Johnson	1

### USU Assist Leader

Mason Falslev	13
Drake Allen	12
Jordy Barnes	7
Ian Martinez	6
Deyton Albury	4
Karson Templin	2

### USU Block Leader

Karson Templin	12
Aubin Gateretse	11
Tucker Anderson	6
Ian Martinez	5
Deyton Albury	3
Drake Allen	3
Isaac Johnson	3
Mason Falslev	1

### USU Steal Leader

Mason Falslev	17
Drake Allen	6
Deyton Albury	5
Jordy Barnes	4
Ian Martinez	4
Dexter Akanno	2
Tucker Anderson	2
Aubin Gateretse	1
Karson Templin	1

### Double-Double Games

Drake Allen	2
Mason Falslev	2
Karson Templin	1

### 20-Plus Minutes

Mason Falslev	29
Ian Martinez	29
Dexter Akanno	26
Drake Allen	20
Deyton Albury	14
Tucker Anderson	12
Aubin Gateretse	11
Karson Templin	7
Jordy Barnes	5

### 30-Plus Minutes

Mason Falslev	21
Ian Martinez	18
Dexter Akanno	7
Drake Allen	3
Tucker Anderson	1

### 40-Plus Minutes

N/A

and 2.0 blocks per game, while shooting 41.8 percent (143-of-342) from the field, 31.3 percent (47-of-150) from behind the arc and 65.2 percent (75-of-115) at the free throw line.

• In USU's wins this season, the Aggies have held their opponents to 67.6 points, 30.1 rebounds, 14.6 assists, 6.8 steals and 2.8 blocks per game, while shooting 43.3 percent (597-of-1378) from the floor, 33.1 percent (203-of-613) from behind the 3-point line and 69.5 percent (292-of-420) at the charity stripe.

• In USU's losses, Utah State opponents are averaging 79.8 points, 36.3 rebounds, 13.5 assists, 5.8 steals and 4.5 blocks per game, while shooting 48.0 percent (157-of-327) from the floor, 37.2 percent (51-of-137) from behind the 3-point line and 79.2 percent (114-of-144) at the free throw line.

### STARTING OFF HOT

• Utah State opened this year with its first 10-0 start in program history. The team's previous best start was 9-0, accomplished three times.

• Head coach **Jerrod Calhoun** was the first coach to win each of his first nine games at Utah State. The previous best start for an Aggie coach was Ladell Anderson, who started the 1961-62 season with eight-straight wins.

### DOUBLE DOUBLE-DOUBLES

In Utah State's win over Fresno State on Jan. 4, sophomore forward **Karson Templin** and graduate guard **Drake Allen** each posted their first double-double of the season.

**Templin's** double-double was the first of his career, as he finished with a career-high-tying 18 points to go along with 10 rebounds. **Allen's** was the third of his career, scoring 11 points while matching his career high of 11 assists.

This was the first time in Mountain West history that a duo has each recorded a double-double off the bench in the same game.

### ROAD WARRIORS

Utah State closed 2024 with one of the team's toughest road trips in recent history, a test which the Aggies aced with a 3-0 record. USU earned a 75-68 win at Saint Mary's, a 67-66 win at No. 20 San Diego State and a 69-64 win at Nevada. Prior to this stretch, Utah State was 17-30 all-time in those three locations.

### BEHIND THE ARC

USU made 16 3-pointers against both Nevada (Jan. 22) and Air Force (Jan. 25), the third team in Mountain West history to make 16-plus triples in back-to-back contests.

### 17-STRAIGHT

In Utah State's win at Nevada on Dec. 31, fifth year guard **Ian Martinez** came up big in the final stretch. After going scoreless for the first 33 minutes of action, Martinez scored 17-straight points for the Aggies as he was responsible for 17 of the team's final 19 points in the contest. During that stretch, he shot 6-of-7 from the floor, 1-of-1 from 3-point range and 4-of-4 at the free throw line.

### DOWN TO THE WIRE

Utah State's win over Boise State on Jan. 11 came down to the final buzzer, the Aggies overcoming a 13-point second-half deficit to take the lead with just seven seconds remaining on a 3-pointer from fifth year guard **Ian Martinez**. **Martinez** was fouled on the shot, then made his free throw to put the Aggies up by two, before the defense forced a Boise State miss at the buzzer on the other end.

This was the second game this season won in the final seconds by USU. The Aggies defeated San Diego State in similar fashion when sophomore wing **Tuck-**

**er Anderson** hit a go-ahead 3-pointer in the closing seconds to seal that win.

### SKIDS SNAPPED

On Dec. 28, Utah State took down No. 20 San Diego State at Viejas Arena. This was the first road win over an AP ranked opponent for the Aggies since a 74-72 win at No. 10 Utah on Dec. 10, 1991. It was also just the team's second-ever win over the Aztecs in San Diego, and first since Nov. 24, 1998.

### COMEBACK COMPLETE

• In Utah State's 67-66 win over San Diego State on Dec. 28, the Aggies overcame an 18-point deficit after trailing 40-22 late in the first half. This was the largest comeback win against a ranked opponent in program history, according to available records.

• This was the largest come-from-behind road win for the Aggies since also erasing an 18-point deficit at Oral Roberts on Feb. 17, 2007, and was the largest comeback overall since defeating Nevada on Feb. 18, 2023 after trailing in that game by 21 points.

### NIT SEASON TIP-OFF CHAMPIONS

Utah State earned a trophy Thanksgiving week in Orlando at the NIT Season Tip-Off, held at the ESPN Wide World of Sports Complex at Disney World.

The Aggies took down St. Bonaventure in the opening round on Thanksgiving 72-67, before defeating North Texas in the championship 61-57.

Sophomore guard **Mason Falslev** was named the tournament's most valuable player, while he and graduate guard **Dexter Akanno** each earned spots on the all-tournament team.

### BRINGING HOME HARDWARE

Including the team's win in the NIT Season Tip-Off this year, Utah State has now won three of the past four MTEs it has participated in, going 10-1 during that stretch. The team won the Myrtle Beach Invitational in 2021-22, the Cayman Islands Classic in 2023-24, and the NIT Season Tip-Off this year.

### NO LOSS NOVEMBER

The month of November has treated Utah State kindly in recent years. In the past three seasons combined, the Aggies went 24-2 during November, including a perfect 7-0 mark this year.

### 250 WINS

With Utah State's win over Wyoming on Dec. 4, head coach **Jerrod Calhoun** secured the 250th victory of his coaching career. In his 13th season as a head coach, Calhoun has amassed a career record of 267-150 (.640).

### A WEALTH OF EXPERIENCE

The members of this year's Aggie roster combined for a total of 295 starts at the Division I level in 2023-24. That includes 10 different players who started 20+ games on their respective teams last season and nine players who started 27+ games.

### DECISIVE DUBS

• Utah State's 55-point win over Alcorn State was tied for the 10-largest margin of victory in program history, and the largest since the team posted a 68-point victory over Eastern Oregon on Dec. 28, 2019. It was also tied for the largest margin of victory ever against a Division I opponent.

• Against Westminster on Nov. 13, Utah State scored 117 points in a 64-point win. This was tied for the seventh-most points ever scored by an Aggie team, and was the fifth-largest margin of victory in program history.

### THE CENTURY MARK

In each of its first three games this season, Utah State scored 100-plus points. This was just the third time in program history the team has crossed the century

# GAME NOTES

## USU IN THE 2024-25 RANKINGS

TEAM	#	MW	NAT
Assist/Turnover Ratio	1.66	1	6
Assists	17.7	1	6
FG Percentage	.495	1	7
Winning Percentage	.806	1	14
Scoring Margin	+11.6	1	20
Turnover Margin	+3.5	2	23
Scoring Offense	81.5	2	25
Bench Points	28.61	1	26
Steals	8.8	2	30
Fastbreak Points	13.55	2	31
3PT FG Percentage	.373	1	33
Turnovers Forced	14.13	2	43
3PT Made	9.1	1	58
Turnovers	10.6	2	70
Free Throws Made	15.2	3	91
Rebounding Margin	+2.9	4	104
Scoring Defense	69.9	6	113
Offensive Rebounds	11.13	2	134
Def 3PT FG Percentage	.339	6	204
FG Percentage Defense	.442	7	206
Rebounds	34.26	7	234
Free Throw Percentage	.706	5	235
Blocks	2.9	7	235
Defensive Rebounds	23.13	10	295

### INDIVIDUAL

SCORING			
Ian Martinez	16.9	5	116
Mason Falslev	14.7	10	292

### REBOUNDS

Mason Falslev	6.1	7	299
---------------	-----	---	-----

### ASSISTS

Drake Allen	4.0	7	150
Mason Falslev	3.7	9	196

### STEALS

Mason Falslev	2.29	1	19
---------------	------	---	----

### ASSIST/TURNOVER RATIO

Drake Allen	2.58	2	35
Mason Falslev	1.80	9	199

### FIELD GOAL PERCENTAGE

Mason Falslev	50.4	4	98
Ian Martinez	45.1	10	208

### FREE THROW PERCENTAGE

Ian Martinez	88.8	1	21
--------------	------	---	----

### FREE THROWS MADE

Ian Martinez	143	3	49
--------------	-----	---	----

### MINUTES PER GAME

Mason Falslev	31:54	13	321
---------------	-------	----	-----

### DEFENSIVE REBOUNDS

Mason Falslev	4.94	5	158
---------------	------	---	-----

### OFFENSIVE REBOUNDS

Karson Templin	1.94	5	346
----------------	------	---	-----

### 3-POINT FG MADE

Ian Martinez	2.32	3	158
--------------	------	---	-----

mark in back-to-back-to-back games, and the first time it had ever done so to open a season. It was also the first time a team has accomplished that feat to open a season in Mountain West history. The only other times USU has crossed the century mark in three-straight games came in 1967-68 and 1972-73.

In its history, USU has scored 100-plus points 110 times and is 101-9 in those games. Prior to the season-opening three game stretch, the team had reached that mark just five times in the past five seasons.

### A SWEET STREAK

During the first half of Utah State's 101-46 win over Alcorn State on Nov. 6, the Aggies went on a 34-0 run. This was the second longest streak of consecutive points in program history, trailing only a 37-0 run at Idaho on Feb. 15, 2006.

### THE CALHOUN ERA

On March 30, 2024, Utah State men's basketball named **Jerrod Calhoun** the 18th head coach in program history.

Calhoun joins the Aggies after a seven-year stint as the head coach at Youngstown State, where he led the Penguins to one of the most successful periods of success in program history. During his final two years at YSU, Calhoun's teams posted a 46-20 (.697) record, which included a 29-11 (.725) mark in league play, as the Penguins had consecutive 20-win seasons for the first time in their Division I history.

While at Youngstown State, Calhoun led the Penguins to five-straight winning seasons after inheriting a team that had just two in the decade prior to his arrival.

Calhoun also served as the head coach at Fairmont State for five seasons (2013-17), leading the Fighting Falcons to a 124-38 (.765) record and four appearances in the NCAA Division II Tournament, including a national runner-up finish in 2017.

### SEASONED STAFF

• Joining head coach **Jerrod Calhoun** on the Aggie bench this year was an entirely new coaching staff. Assistant coaches **Mantoris Robinson** and **Ben Asher** both follow Calhoun from Youngstown State, where they spent the past two and three seasons, respectively. **Paul Molinari** also joins the staff from YSU, serving as the team's chief of staff.

• **Eric Haut** serves as the team's associate head coach, previously spending the past five years in the same role at Northern Kentucky. **Eric Daniels** joined the Aggies as an assistant coach after a five-year stint as an assistant at Weber State.

### PRESEASON ALL-MOUNTAIN WEST

Fifth year guard **Ian Martinez** was selected to the preseason All-Mountain West team, as voted on by league media.

Martinez, who earned honorable mention all-conference accolades in 2023-24, averaged 13.3 points, 3.6 rebounds and 1.8 assists per contest to go along with 29 steals and 27 blocks last season while starting 29 games. He also was the second-most efficient shooter from deep on the squad, making 53-of-139 (.381) 3-pointers.

### PRESEASON POLL

Utah State was picked by the league's media to finish sixth in the Mountain West this season, receiving 169 total points and one first-place vote.

The Aggies, who won the league outright in 2023-24, have finished ahead of their preseason prediction in five of the past seven seasons. The average preseason placement during that span for USU has been 6.1, while the average finish has

been 3.1.

### EUROPEAN EXPEDITION

Utah State got a jump start on the season as it embarked on a foreign tour this summer from August 9-19 in Italy and Croatia. There, the Aggies played three games against international competition while exploring Rome, Florence, Split and Dubrovnik.

USU went 3-0 during the trip, first defeating Stella Azzurra Roma of Italy's Serie B third division 116-48, then earning a 95-70 win over KK Kastela Ribola of the Croatian Prva Liga first division, and closing out the tour with a 75-41 win over KK Podgorica of Montenegro's first league, Prva A Liga.

### THE CHAMPS ARE BACK

Last season, Utah State won its first outright Mountain West regular season title in its 11 years in the league. USU has now won or shared 18 conference championships all-time (1918, 1926, 1930, 1935, 1936, 1980, 1995, 1997, 1998, 2000, 2002, 2004, 2008, 2009, 2010, 2011, 2019, 2024).

### SPECTRUM MAGIC

• The Aggies are in their 55th season in the 10,270-seat Dee Glen Smith Spectrum, in 2024-25 looking to continue a tradition of large crowds and home court wins.

• Utah State has had just one losing season at home in over half a century of play in the Spectrum. The Aggies have compiled a 641-157 (.803) record in 54 years, including a 356-61 (.854) record since 2000, the eighth-best home record in the nation during that span.

• Over the past three seasons, Utah State has gone 42-5 (.894) at home, the best home record among Mountain West programs. That home record ranks 26th in that nation during that span.

• Utah State's student section, known as The HURD, plays a key role in creating the game day atmosphere. The HURD takes up sections F through L, as well as half of section M.

### WINNING TRADITION

• Since the year 2000, only 20 teams have recorded 19+ seasons with 20 or more wins and 13+ NCAA Tournament bids (Utah State, Arizona, BYU, Creighton, Duke, Florida, Gonzaga, Illinois, Kansas, Kentucky, Louisville, Michigan State, North Carolina, Ohio State, Oregon, San Diego State, Syracuse, Texas, Wisconsin, Xavier).

• Utah State has only had one losing season in the past 30 years.

### PLAYER NOTABLES

#### PICK POCKET

• Sophomore guard **Mason Falslev** has been one of the nation's top defensive players this season, ranking first in the Mountain West and 19th in the NCAA in steals per game with 2.29.

• **Falslev** has recorded multiple steals 22 times, the fifth-most such games in the nation, and has four games with five or more steals.

• **Falslev** has 71 total steals on the year, the most by an Aggie player in over three decades and tied with Rich McElrath (1979-80) for the third-most in a season in program history. The only USU players with more were Jay Goodman with 102 in 1992-93 and Kevin Nixon with 78 in 1979-80.

### MARTINEZ MAGIC

• Fifth year guard **Ian Martinez** has been one of the best and most consistent offensive threats in



the nation this season. He has scored in double-figures in every contest this year, currently averaging 16.9 points, 3.4 rebounds and 2.8 assists per contest while shooting 45.1 percent (155-of-344) from the floor, 38.1 percent (72-of-189) from 3-point range and 88.8 percent (143-of-161) from the charity stripe.

- **Martinez** currently ranks fifth in the Mountain West in scoring average and ranks first in free throw percentage, third in free throws made, third in 3-point field goals made and 10th in field goal percentage.

## HEIGHT IS JUST A NUMBER

Sophomore guard **Mason Falslev** leads the Aggies in rebounding this season, averaging 6.1 boards per contest. He is one of just nine players in the nation standing at 6-foot-3 or shorter to average at least six rebounds per game.

## JACK OF ALL TRADES

- Sophomore guard **Mason Falslev** is one of just three players in the nation this season currently averaging at least 14 points, six rebounds, 3.5 assists and two steals per game.

- Only one other players in the country this season has totaled at least 71 steals and 179 rebounds - Mississippi State's Cameron Matthews.

## SOPHOMORE BOOM

Sophomore forward **Karson Templin** has taken a major leap from his freshman season as one of the most improved players in the Mountain West. Last year, he averaged 2.5 points and 1.7 rebounds per game while totaling six blocks and five steals on the year. This year, through 31 games, he's averaging 7.3 points and 4.8 rebounds and has tallied 22 blocks and 16 steals.

## MW PLAYER OF THE WEEK

Sophomore guard **Mason Falslev** has been named the Mountain West Player of the Week four times already this season (Nov. 25, Dec. 9, Dec. 16, Dec. 30). Just nine other players in league history have earned four or more POTW accolades in a season, while he is just the third underclassmen to do so, joining Utah's Andrew Bogut (five times in 2004-05) and UNLV's Mike Moser (four times in 2011-12).

## NATIONAL PLAYER OF THE WEEK

Falslev has also been named the Oscar Robinson National Player of the

Week twice this year - first on Nov. 17, then again on Dec. 31.

## ON SCHOLLY

After joining Utah State last summer as a walk-on, freshman guard **Jordy Barnes** was awarded a full-ride scholarship the day before the 2024-25 season started. He has played in 30 of the team's 31 games this season.

## ALL-TOURNAMENT TEAM

The guard duo of sophomore **Mason Falslev** and graduate **Dexter Akanno** were each named to the NIT Season Tip-Off All-Tournament Team, while **Falslev** was named the field's most valuable player.

- **Falslev** averaged 21.5 points, 8.5 rebounds, 1.5 assists and 2.0 steals per contest during the tournament. In the opening round, he went for a double-double with 15 points and a career-high-tying 12 boards, to go along with two assists and two steals. He followed that by recording a career-high 28 points against North Texas, with five rebounds, an assist and two steals.

- **Akanno** played a vital role in both games off the bench, averaging 9.0 points, 7.5 rebounds and 1.5 assists during the tournament. Against St. Bonaventure, he went for 14 points with four bards and two assists. In the championship round, he pulled down a career-high 11 rebounds, while also recording four points, an assist and a steal.

## THAT'S WHY IT'S CALLED CHARITY

Against Montana, fifth year guard **Ian Martinez** went a perfect 16-of-16 at the charity stripe. This was a new program record for free throw makes in a game without a miss, and was the second-most total free throws made in a game in program history.

## HISTORIC EFFICIENCY

- In Utah State's season-opening 101-46 win over Alcorn State, senior center **Aubin Gateretse** opened his Aggie career with a historic shoot-ing night.

- **Gateretse** scored 24 points on 11-for-11 shooting from the floor. His 11 makes without a miss were the second-most in a single game in school history, trailing only Mike Santos who was 12-of-12 from the field against Idaho State on Jan. 12, 1978.

## UTAH STATE 2024-25 RECORD BY STARTERS

Allen, Falslev, Martinez, Johnson, Gateretse.....	9-1
Albury, Falslev, Martinez, Akanno, Gateretse .....	6-3
Albury, Falslev, Martinez, Anderson, Gateretse .....	5-2
Albury, Falslev, Martinez, Johnson, Gateretse .....	2-0
Albury, Falslev, Martinez, Anderson, Templin .....	1-0
Allen, Falslev, Martinez, Akanno, Gateretse .....	1-0
Allen, Falslev, Martinez, Akanno, Templin .....	1-0

## UTAH STATE 2024-25 GAME-BY-GAME STARTERS

	1	2	3	4	5
Weber State (Exh.)	Allen	Falslev	Martinez	Johnson	Gateretse
Alcorn State	Allen	Falslev	Martinez	Johnson	Gateretse
Charlotte	Allen	Falslev	Martinez	Johnson	Gateretse
Westminster	Allen	Falslev	Martinez	Akanno	Gateretse
Montana	Allen	Falslev	Martinez	Akanno	Templin
vs Iowa	Allen	Falslev	Martinez	Johnson	Gateretse
vs St. Bonaventure	Allen	Falslev	Martinez	Johnson	Gateretse
vs North Texas	Allen	Falslev	Martinez	Johnson	Gateretse
Wyoming	Allen	Falslev	Martinez	Johnson	Gateretse
Utah Tech	Allen	Falslev	Martinez	Johnson	Gateretse
South Florida	Allen	Falslev	Martinez	Johnson	Gateretse
UC San Diego	Allen	Falslev	Martinez	Johnson	Gateretse
at Saint Mary's	Albury	Falslev	Martinez	Johnson	Gateretse
at San Diego State	Albury	Falslev	Martinez	Johnson	Gateretse
at Nevada	Albury	Falslev	Martinez	Johnson	Gateretse
Fresno State	Albury	Falslev	Martinez	Anderson	Gateretse
at San José State	Albury	Falslev	Martinez	Anderson	Gateretse
Boise State	Albury	Falslev	Martinez	Anderson	Gateretse
at UNLV	Albury	Falslev	Martinez	Anderson	Gateretse
Nevada	Albury	Falslev	Martinez	Anderson	Templin
at Air Force	Albury	Falslev	Martinez	Anderson	Gateretse
UNLV	Albury	Falslev	Martinez	Anderson	Gateretse
New Mexico	Albury	Falslev	Martinez	Anderson	Gateretse
at Wyoming	Albury	Falslev	Martinez	Akanno	Gateretse
at Fresno State	Albury	Falslev	Martinez	Akanno	Gateretse
Colorado State	Albury	Falslev	Martinez	Akanno	Gateretse
at New Mexico	Albury	Falslev	Martinez	Akanno	Gateretse
San José State	Albury	Falslev	Martinez	Akanno	Gateretse
San Diego State	Albury	Falslev	Martinez	Akanno	Gateretse
at Boise State	Albury	Falslev	Martinez	Akanno	Gateretse
at Colorado State	Albury	Falslev	Martinez	Akanno	Gateretse
Air Force	Albury	Falslev	Martinez	Akanno	Gateretse

## AP TOP 25 POLL

March 10, 2025

Rk.	Team	Votes	Record
1.	Duke (52)	1516	28-3
2.	Houston (5)	1427	27-4
3.	Auburn (4)	1407	27-4
4.	Florida	1350	27-4
5.	Alabama	1211	24-7
6.	St. John's	1201	27-4
7.	Michigan State	1191	26-5
8.	Tennessee	1163	25-6
9.	Texas Tech	1012	24-7
10.	Clemson	949	26-5
11.	Maryland	836	24-7
12.	Iowa State	792	23-8
13.	Louisville	723	25-6
14.	Texas A&M	647	22-9
15.	Kentucky	629	21-10
16.	Memphis	602	26-5
17.	BYU	586	23-8
18.	Wisconsin	575	23-8
19.	Saint Mary's	477	27-4
20.	Purdue	339	21-10
21.	Missouri	203	21-10
22.	Michigan	171	22-9
23.	Oregon	140	23-8
24.	Illinois	137	20-11
25.	Marquette	127	22-9

Receiving votes: Drake (103), Arizona (82), UCLA (52), UC San Diego (39), UConn (38), Gonzaga (28), New Mexico (20), Creighton (18), Mississippi (17), VCU (6), High Point (4), Kansas (3), Akron (2), McNeese State (1), Xavier (1)

### Aggies in the Rankings:

Week	AP	Coaches Poll	NET
Week 1 (Preseason)	NR	NR	N/A
Week 2 (11/11)	NR	NR	N/A
Week 3 (11/18)	RV (3)	NR	N/A
Week 4 (11/25)	RV (6)	RV (1)	N/A
Week 5 (12/2)	RV (28)	RV (13)	#14
Week 6 (12/09)	RV (57)	RV (32)	#19
Week 7 (12/16)	RV (48)	RV (40)	#20
Week 8 (12/23)	RV (9)	RV (14)	#29
Week 9 (12/30)	RV (59)	RV (42)	#27
Week 10 (1/6)	#25	#25	#29
Week 11 (1/13)	#22	#22	#31
Week 12 (1/20)	RV (38)	RV (26)	#41
Week 13 (1/27)	RV (99)	RV (22)	#31
Week 14 (2/3)	RV (8)	RV (4)	#39
Week 15 (2/10)	RV (8)	RV (2)	#39
Week 16 (2/17)	NR	NR	#38
Week 17 (2/24)	RV (1)	RV (11)	#33
Week 18 (3/3)	NR	NR	#38
Week 19 (3/10)	NR	NR	#37

### 3AN MARTINEZ

Against Westminster, fifth year guard **Ian Martinez** went for 21 points, every point coming from 3-point range as he went 7-for-9 from behind the arc. His seven made 3-pointers in that game are a career high, and rank tied for the eighth-most by a player in program history.

### ALL-MOUNTAIN WEST

Fifth year guard **Ian Martinez** was one of three Aggies to earn all-Mountain West honors in 2023-24, as he earned honorable mention accolades. Martinez ranked second on the team in scoring with 13.3 points per game, while also averaging 3.6 rebounds and 1.8 assists per contest to go along with 29 steals and 27 blocks last season while starting 29 games. He was also the second-most efficient shooter from deep on the squad, making 53-of-139 (.381) 3-pointers.

### ADDITIONAL TEAM NOTABLES

#### WEDDING BELLS

- Utah State graduate guard **Drake Allen** got married in July of 2023 to his wife, Hallestyn. He is one of just 17 married players in Division I men's basketball.

- Sophomore guard **Mason Falslev** and junior forward **Isaac Johnson** will both join those ranks soon as well, as they each recently got engaged.

#### WELCOME TO THE AGGIE FAMILY

- On Nov. 15, Utah State announced its 2025 signing class, a six player group which ranks as the the highest-ranked signing class in program history. It is ranked No. 17 in the nation according to 247Sports, and includes three of the 10 highest-ranked recruits in program history.

- Signees include guard **Jax Allen** (Orem, Utah / Orem HS), guard **Brayden Boe** (Beaverton, Oregon / Dream City Christian), wing **Adlan Elamin** (Arlington, Virginia / St. Paul VI Catholic HS), forward **David Iweze** (Roanoke, Texas / iSchool Entrepreneurial Academy), guard **Elijah Perryman** (San Francisco, California / Clayton Valley Charter HS) and wing **Kingston Tosi** (Anchorage, Alaska / Millennium HS).

#### ASUN ALL-STARS

Utah State utilized the transfer portal to bring in several stars from the Atlantic Sun conference, bringing in three former ASUN players in senior guard **Deyton Albury**, sophomore wing **Tucker Anderson** and senior forward **Aubin Gateretse**.

- Albury** was named the ASUN Newcomer of the Year and earned a spot on the all-ASUN third team last season after a strong campaign at Queens, averaging 17.0 points, 5.8 rebounds and 3.6 assists per game. He started 28 games and scored in double-figures 27 times, including 11 games of 20-plus points.

- Anderson** was named the ASUN Freshman of the Year after his debut season at Central Arkansas, where he made 29 starts and led the squad with 14.5 points per game, to go along with 3.7 rebounds and 1.5 assists per outing. On the year, he shot an efficient 38.1 percent (75-of-197) from 3-point range and 81.3 percent (78-of-96) at the free throw line. He finished seventh in the league in 3-pointers made, eighth in free throw percentage and 14th in scoring.

- Gateretse** had a breakout season at Stetson, where he made 33 starts and averaged 11.6 points and 7.6 rebounds per game, to go along with 53 blocks and 16 steals, while helping the Hatters win the league and qualify for their first-ever NCAA Tournament. He was named to the ASUN All-Tournament team after averaging 18.7 points

and 6.3 rebounds during the team's championship run.

### IT'S BETTER IN THE BAHAMAS

Utah State senior guard **Deyton Albury** spent his summer playing alongside and against some of the top basketball players in the world as he represented his home country playing with The Bahamas national team. The team fell just short of achieving the first Olympic basketball berth in the country's history.

### AYE AYE, CAPTAINS!

Utah State named three team captains this year, as voted on by their teammates. Captains include fifth year guard **Ian Martinez**, graduate guard **Drake Allen** and sophomore guard **Mason Falslev**.

### IT RUNS IN THE FAMILY

There are a pair of multi-generational Aggie players on this year's squad.

- Junior forward **Isaac Johnson's** father, Darren, played for the Aggies from 1990-91, while his grandfather, Ronald, also played at USU. His sister, Gracie, is currently a sophomore on Utah State's women's team.

- Freshman guard **Jordy Barnes** is the son of Matt Barnes, who played at Utah State from 1989-91.

### AROUND THE WORLD

Utah State has players from five different countries, including the United States, Serbia (**Pavle Stosic**), Costa Rica (**Ian Martinez**) The Bahamas (**Deyton Albury**) and Belgium (**Aubin Gateretse**).

### BEEHIVE STATE CONNECTION

- Utah State's roster has numerous ties to the state of Utah as six of its players call it home in sophomore guard **Braden Housley** (Lehi), freshman guard **Jordy Barnes** (Holladay), senior guard **Drake Allen** (Eagle Mountain), junior center **Isaac Johnson** (American Fork), sophomore guard **Mason Falslev** (Benson) and redshirt freshman guard **Jaxon Smith** (Bountiful).

- Senior guard **Ian Martinez** began his collegiate career in the Beehive State, playing his freshman campaign at Utah in 2020-21. **Martinez's** father, Henry, was an assistant men's basketball coach for the Utes for two seasons (2019-21).

- Assistant coach **Eric Daniels** is no stranger to the Beehive State, now coaching his fourth in-state team. He served as an assistant coach at Weber State (2020-24) for five seasons, at Utah Valley for four seasons (2016-19) and at Southern Utah for one season (2009).

- Graduate guard **Drake Allen** is playing for his fourth team from the Beehive State, beginning his career at Snow College, then spending a season at Southern Utah and a season at Utah Valley.

### TEAMMATES REUNITED

The Aggie guard duo of graduate **Drake Allen** and sophomore **Braden Housley** spent the 2022-23 season as teammates at Southern Utah. **Allen** started all 37 games that year as he earned WAC All-Newcomer Team honors, while **Housley** redshirted as a true freshman that season.

### AGGIES IN THE NBA

Utah State has two former players currently playing in the NBA in **Sam Merrill** (Cleveland Cavaliers) and **Neemias Queta** (Boston Celtics).



## UTAH STATE 87, AIR FORCE 47

Air Force (4-27,1-19 Mountain West) -vs- Utah St. (25-6,15-5 Mountain West)  
03/08/25 at Dee Glen Smith Spectrum, Logan, UT

Date: 03/08/25  
Time: 2:00 PM  
Attendance: 8,534  
Site: Dee Glen Smith Spectrum, Logan, UT  
Referee: Kevin Brill, Amy Bonner, Verne Harris

Score By Period		1	2	Total
Air Force		23	24	47
Utah St.		50	37	87

## Air Force 47

#	Player	GS	MIN	FG	3PT	FT	ORB-DRB	REB	PF	A	TO	BLK	STL	PTS
51	Celichowski, Wesley	*	15	2-4	0-2	2-4	1-1	2	1	1	0	0	0	6
05	Taylor, Ethan	*	35	1-7	1-7	0-0	1-2	3	1	2	3	0	0	3
03	Kearney, Luke	*	12	1-5	1-5	0-0	0-0	0	0	0	1	0	0	3
24	Mills, Jeffrey	*	23	0-1	0-1	0-0	2-1	3	2	3	0	0	0	0
13	Beasley, Chase	*	10	0-0	0-0	0-0	0-1	1	1	0	0	0	0	0
06	Cooper, Will		24	5-8	4-6	2-2	1-0	1	2	0	6	0	0	16
20	Oke, Yoda		9	2-5	0-3	1-3	0-3	3	0	0	0	0	0	5
10	Walker, Caleb		23	2-2	0-0	0-1	1-2	3	2	4	0	0	1	4
35	Marshall, Kyle		21	1-1	0-0	2-4	1-2	3	1	1	3	0	2	4
02	Patterson, AJ		18	2-6	0-2	0-0	1-1	2	2	0	4	0	0	4
11	Brown, Byron		8	1-2	0-0	0-0	0-2	2	0	0	0	0	0	2
14	Becker, Beau		2	0-0	0-0	0-0	0-0	0	0	0	1	0	0	0
TM	TEAM		0	0-0	0-0	0-0	0-0	0	0	0	1	0	0	0
<b>Totals</b>			-	200	17-41	6-26	7-14	8-15	23	12	11	19	0	3 47

Team Summary		FG	3PT	FT
First Half		8-19 42.11 %	4-13 30.77 %	3-4 75.00 %
Second Half		9-22 40.91 %	2-13 15.38 %	4-10 40.00 %
<b>Total</b>		<b>17-41 41.5 %</b>	<b>6-26 23.1 %</b>	<b>7-14 50.0 %</b>

Technical Fouls: none Second Chance Points: 8 Scores Tied: 1 times(s) Points In the Paint: 22 Fast Break Points: 0  
Lead Changed: 0 times(s) Points off Turnovers: 6 Bench Points: 35 Largest Lead: 0 0

## Utah St. 87

#	Player	GS	MIN	FG	3PT	FT	ORB-DRB	REB	PF	A	TO	BLK	STL	PTS
12	Falslev, Mason	*	24	8-10	2-3	0-0	2-5	7	0	4	1	0	2	18
04	Martinez, Ian	*	32	5-11	3-8	1-1	0-5	5	0	3	0	0	2	14
07	Akanno, Dexter	*	29	2-5	2-5	4-5	1-1	2	2	1	1	0	0	10
21	Gateretse, Aubin	*	12	4-4	0-0	0-0	2-1	3	3	1	0	0	0	8
13	Albury, Dayton	*	22	2-3	1-1	0-0	0-1	1	1	2	0	0	3	5
08	Allen, Drake		21	3-7	2-5	0-0	0-0	0	1	4	1	0	0	8
02	Anderson, Tucker		11	2-4	2-4	2-2	1-0	1	0	0	1	0	0	8
23	Davis, Isaac		10	2-2	0-0	3-3	1-1	2	3	0	1	0	0	7
05	Barnes, Jordy		16	2-4	2-3	0-0	1-0	1	3	2	0	0	2	6
03	Smith, Jaxon		3	1-2	1-2	0-0	0-0	0	0	0	0	0	0	3
22	Templin, Karson		14	0-1	0-0	0-0	1-3	4	3	1	1	0	0	0
20	Johnson, Isaac		6	0-3	0-1	0-0	1-1	2	2	0	1	0	1	0
TM	TEAM		0	0-0	0-0	0-0	0-1	1	0	0	1	0	0	0
<b>Totals</b>			-	200	31-56	15-32	10-11	10-19	29	18	18	8	0	10 87

Team Summary		FG	3PT	FT
First Half		19-27 70.37 %	10-15 66.67 %	2-2 100.00 %
Second Half		12-29 41.38 %	5-17 29.41 %	8-9 88.89 %
<b>Total</b>		<b>31-56 55.4 %</b>	<b>15-32 46.9 %</b>	<b>10-11 90.9 %</b>

Technical Fouls: none Second Chance Points: 5 Scores Tied: 1 times(s) Points In the Paint: 32 Fast Break Points: 13  
Lead Changed: 0 times(s) Points off Turnovers: 26 Bench Points: 32 Largest Lead: 0 0

## AGGIES CLOSE REGULAR SEASON WITH DOMINANT SENIOR DAY WIN

**LOGAN, Utah** – Utah State men's basketball (25-6, 15-5 MW) wrapped up the 2024-25 regular season in dominant fashion on Saturday afternoon, defeating Air Force 87-47 at the Dee Glen Smith Spectrum. Following the game, the Aggies honored senior Aubin Gateretse, Dexter Akanno and Ian Martinez, who each played the final home game of their careers.

The senior showed out for USU on senior day, combining for 32 points as Martinez went for 14, Akanno with 10 and Gateretse with eight.

Akanno made the day even more memorable as he hit a major career milestone with 5:10 remaining in the contest, scoring the 1,000th point of his career on a triple from the right wing. The five-year college basketball journeyman has scored 272 of his now 1,001 career points in an Aggie uniform, after transferring in from Oregon State.

In the final tune-up before next week's Mountain West Tournament, the Aggies put on a show from the start. USU scored 50 first-half points and never trailed, leading for over 39 minutes of action.

The Aggies put together one of their most efficient stretches of basketball of the season in the first half, connecting on 70 percent (19-of-27) of their shots from the floor and 10 of their 15 3-pointers. USU recorded ten first half assists with just two turnovers, while forcing 10 turnovers on the other end of the court. Utah State also dominated down low, with an 18-8 points in the paint advantage.

The second half was more of the same, Utah State coming out of the break with a 12-3 run then continuing to expand on its lead. A seven-minute field goal drought by the Falcons late in the half contributed to a 16-1 Aggie run as USU took its largest lead of the day with just under four minutes to play, a 47-point advantage at 84-37.

In total, Utah State forced 19 Air Force turnovers while committing just eight of their own, scoring 26 points off of those takeaways. Senior guard Dayton Albury recorded a team-high three steals. The Aggies also outscored the Falcons 13-0 on fast breaks.

Leading USU in the scoring column was sophomore guard Mason Falslev, who went for a game-high 18 points to go along with a team-high seven rebounds, four assists and a pair of steals in just 23 minutes of action. His points came in an efficient manner, as he went 8-of-10 from the floor and 2-of-3 from deep.

Behind Utah State's three double-digit scorers, three more players finished with eight points, including Gateretse, graduate guard Drake Allen and sophomore wing Tucker Anderson.

Utah State finished the game shooting 55.4 percent (31-of-56) from the floor, 46.9 percent (15-of-32) from behind the 3-point arc and 90.9 percent (10-of-11) from the free throw line. Air Force shot 41.5 percent (17-of-41) from the field, including 23.1 percent (6-of-26) from 3-point range and 50.0 percent (7-of-14) at the charity stripe.

## POSTGAME NOTES

## With the Win:

- Utah State has now won 25 games for the 12th time in program history and is tied with the 1997-98 and 2003-04 teams for the 10th most wins in school history. Furthermore, USU's 10 25-win seasons this century is tied for the 12th most in Division I basketball.
- Utah State finished the season with a 15-2 home record. It is the 11th time in school history that USU has won at least 15 home games and the first time since the 2019-20 campaign. Those 15 wins are tied for the sixth-most in a single season in school history.
- Utah State finished Mountain West play with a 15-5 record, which is tied with the 2018-19 and 2020-21 teams for the most since joining the MW prior to the 2013-14 season. Overall, those 15 conference wins are tied for the third most in school history and it is the sixth time that USU has won at least 15 league games.
- Utah State's 40-point win (87-47) is its fourth-largest victory of the season.
- Utah State's 47 points allowed are its second fewest this year (46 vs. Alcorn State) and its fewest allowed in a Mountain West game since posting a 73-46 home win against Air Force on Feb. 1, 2022.

## Team Notes:

- Utah State shot 55.4 percent (31-of-56). It is the 15th time this year that it has shot at least 50 percent from the field.
- Utah State was 15-of-32 (.469) from 3-point range. It is the 11th time this year that it has made double-digit 3-pointers and the fourth time it has made at least 15 3-pointers in a game. Those 15 made 3-pointers are tied for the 10th most in a single game in school history.
- Utah State shot a season-best 90.9 percent (10-of-11) from the free throw line.
- Utah State improved to 17-0 this season when it out-rebounds its opponent as it had a 29-23 advantage on the glass today.
- Utah State improved to 17-3 this season when it leads at the half as it held a 50-23 advantage at intermission.
- Utah State had eight turnovers. It is the 15th time this year that it has had single digit giveaways.
- Utah State had 10 steals. It is the 16th time this year it has had double-digit takeaways.

## Individual Notes:

- Sophomore guard Mason Falslev finished with a game high 18 points on 8-of-10 shooting, including 2-of-3 from 3-point range. Falslev also had seven rebounds, four assists, and two steals.
- Fifth-year guard Ian Martinez finished with 14 points on 5-of-11 shooting, including 3-of-8 from 3-point range, and 1-of-1 at the free throw line. It is the 31st time this year and 66th time in his career he has scored in double figures. Going back to last season, Martinez has now scored in double-figures in 34 straight games.
- Graduate guard Dexter Akanno finished with 10 points on 2-of-5 shooting, including 2-of-5 from 3-point range, and 4-of-5 from the free throw line. With his 10 points today, he now has 1,001 points in his career.
- Senior guard Dayton Albury tied his season high with three steals.
- Freshman forward Isaac Davis finished with a season high seven points on 2-of-2 shooting, including 3-of-3 from the free throw line.

# SERIES HISTORY

## UTAH STATE at MOUNTAIN WEST CHAMPIONSHIP

Date	Opponent	Score	FG	FG%	3FG	3FG%	FT	FT%	REB	A	T	B	S
3/12/14	Colorado State	73-69	24-60/27-63	.400/.429	11-21/3-17	.524/.176	14-19/12-18	.737/.667	37/36	14/11	9/6	0/7	3/5
3/13/14	San Diego State	39-73	12-41/31-59	.293/.525	1-10/7-17	.100/.412	14-21/4-7	.667-.571	27/35	6/19	14/7	3/3	4/11
3/12/15	Wyoming	65-67	23-52/26-54	.442/.481	10-24/5-17	.417/.294	9-13/10-15	.692/.667	31/31	13/13	10/9	1/1	3/4
3/9/16	Wyoming	88-70	31-64/19-51	.484/.373	11-25/5-28	.440/.179	15-18/27-34	.833-.794	40/28	19/6	8/8	2/0	1/1
3/10/16	San Diego State	65-71	20-48/23-58	.417/.397	6-17/6-15	.353/.400	19-30/19-30	.633-.633	40/33	12/10	9/6	4/6	5/2
3/8/17	San José State	90-64	33-58/18-52	.569/.346	10-17/7-19	.588/.368	14-20/21-27	.700-.778	34/33	22/11	11/14	1/4	7/5
3/9/17	Nevada	69-83	22-55/30-61	.400/.492	8-21/8-23	.381/.348	17-24/15-17	.708-.882	29/38	12/15	8/9	0/4	6/3
3/7/18	Colorado State	76-65	28-56/25-64	.500/.391	7-25/8-19	.280/.421	13-18/7-14	.722-.500	40/31	14/9	15/8	2/1	4/8
3/8/18	Boise State	78-75	25-54/25-60	.463/.417	14-25/10-25	.560/.400	14-18/15-17	.778-.882	26/34	16/14	14/12	0/0	4/8
3/9/18	New Mexico	68-83	24-57/28-54	.421/.519	7-24/7-24	.292/.292	13-16/20-25	.813-.800	28/30	13/13	14/13	1/3	4/7
3/14/19	New Mexico	91-83	25-47/28-72	.532/.389	6-13/10-29	.462/.345	35-45/17-21	.778-.810	46/28	19/18	24/10	7/0	6/12
3/15/19	Fresno State	85-60	32-66/23-57	.485/.404	13-31/5-26	.419/.192	8-11/9-11	.727-.818	43/29	23/12	9/10	2/5	5/4
3/16/19	San Diego State	64-57	21-52/21-63	.404/.333	5-19/7-28	.263/.250	17-24/8-12	.708-.667	39/37	9/10	10/9	2/4	6/5
3/5/20	New Mexico	75-70	27-53/22-62	.509/.355	5-18/8-31	.278/.258	16-22/18-27	.727-.667	43/33	11/11	17/7	1/3	4/8
3/6/20	Wyoming	89-82	28-50/27-63	.560/.429	8-22/15-33	.364/.455	25-40/13-14	.625-.929	38/28	21/19	9/8	6/1	5/4
3/7/20	San Diego State	59-56	21-48/21-61	.438/.344	9-24/5-19	.375/.263	8-10/9-10	.800-.900	37/32	13/10	16/7	4/2	6/8
3/11/21	UNLV	74-53	28-62/19-59	.452/.322	6-18/6-22	.333/.273	12-15/9-13	.800-.692	45/32	18/9	10/12	5/4	6/7
3/12/21	Colorado State	62-50	22-61/17-67	.361/.254	7-25/3-19	.280/.158	11-14/13-18	.786-.722	50/43	16/6	12/6	11/4	4/7
3/13/21	San Diego State	57-68	19-51/26-58	.373/.448	3-13/2-15	.231/.133	16-19/14-17	.842-.824	34/31	10/7	16/9	4/5	2/10
3/9/22	Air Force	83-56	29-54/23-51	.537/.451	9-21/3-14	.429/.214	16-21/7-11	.762-.636	31/27	19/14	9/17	1/1	8/4
3/10/22	Colorado State	51-53	24-57/20-47	.407/.426	1-15/3-18	.067/.167	6-9/10-16	.667-.625	37/30	15/9	12/10	1/3	4/7
3/9/23	New Mexico	91-76	30-62/28-64	.484/.436	12-24/2-10	.500/.200	19-26/18-25	.731/.720	40/36	21/12	21/12	1/5	8/7
3/10/23	Boise State	72-62	21-52/22-55	.404/.400	9-29/4-14	.310/.286	21-26/14-22	.808-.636	39/30	14/8	15/9	6/6	1/8
3/11/23	San Diego State	57-62	23-62/20-63	.371/.317	4-24/2-19	.167/.105	7-14/20-26	.500-.769	40/45	13/8	9/8	4/4	4/4
3/14/24	Fresno State	87-75 (OT)	27-62/27-64	.435/.422	7-25/10-30	.280/.333	26-36/11-14	.722-.786	41/36	18/13	8/14	2/1	9/5
3/15/24	San Diego State	70-86	22-55/29-62	.400/.468	5-20/8-23	.250/.348	21-32/20-30	.656-.667	35/43	10/14	8/5	4/6	3/6

Note: Utah State numbers are listed first.

## UTAH STATE IN CONFERENCE TOURNAMENTS

BIG WEST TOURNAMENT RESULTS			MOUNTAIN WEST TOURNAMENT RESULTS		
1979	(2nd Seed)	Round	2012	(4th Seed)	Round
W 85-78	San Jose State	QF	L 70-72	Louisiana Tech	QF
W 81-74	Fresno State	SF	2013	(5th Seed)	Round
L 73-82	Pacific	CHAMP	L 78-83	UT Arlington	QF
1980	(1st Seed)	Round	MOUNTAIN WEST TOURNAMENT RESULTS		
L 68-94	San Jose State	QF	2014	(8th Seed)	Round
1981	(5th Seed)	Round	W 73-69	Colorado State	QF
W 93-90	UC Irvine	QF	L 39-73	San Diego State	QF
L 57-71	Fresno State	SF	2015	(5th Seed)	Round
1982	(7th Seed)	Round	L 65-67	Wyoming	QF
L 64-90	UC Irvine	QF	2016	(9th Seed)	Round
1983	(3rd Seed)	Round	W 88-70	Wyoming	QF
L 66-80	San Jose State	QF	L 65-71	San Diego State	QF
1984	(4th Seed)	Round	2017	(8th Seed)	Round
W 79-77	New Mexico State	QF	W 90-64	San Jose State	QF
L 78-91	Nevada-Las Vegas	SF	L 69-83	Nevada	QF
1985	(4th Seed)	Round	2018	(7th Seed)	Round
L 56-92	San Jose State	QF	W 76-65	Colorado State	QF
1986	(6th Seed)	Round	W 78-75	Boise State	QF
L 71-74	New Mexico State	QF	L 68-83	New Mexico	SF
1987	(7th Seed)	Round	2019	(2nd Seed)	Round
L 79-87	UC Santa Barbara	QF	W 91-83	New Mexico	QF
1988	(2nd Seed)	Round	W 85-60	Fresno State	SF
W 80-72	San Jose State	QF	W 64-57	San Diego State	CHAMP
W 73-66	UC Santa Barbara	SF	2020	(2nd Seed)	Round
W 86-79	UC Irvine	CHAMP	W 75-70	New Mexico	QF
1989	(5th Seed)	Round	W 89-82	Wyoming	SF
L 86-87	CS Fullerton (OT)	QF	W 59-56	San Diego State	CHAMP
1990	(5th Seed)	Round	2021	(2nd Seed)	Round
L 68-86	Long Beach State	QF	W 74-53	UNLV	QF
1991	(4th Seed)	Round	W 62-50	Colorado State	SF
L 76-80	UC Santa Barbara	QF	L 57-68	San Diego State	CHAMP
1992	(5th Seed)	Round	2022	(7th Seed)	Round
L 69-86	Pacific	QF	W 83-56	Air Force	QF
1993	(7th Seed)	Round	L 51-53	Colorado State	QF
L 86-104	Nevada-Las Vegas	QF	2023	(3rd Seed)	Round
1994	(2nd Seed)	Round	W 91-76	New Mexico	QF
L 68-78	UC Irvine	QF	W 72-62	Boise State	SF
1995	(1st Seed)	Round	L 57-62	San Diego State	CHAMP
L 72-76	UC Irvine	QF	2024	(1st Seed)	Round
1996	(4th Seed)	Round	W 87-75 ot	Fresno State	QF
W 70-65	Nevada	QF	L 70-86	San Diego State	SF
W 86-73	Long Beach State	SF	USU in Conference Tournaments: 55-36		
L 75-76 ot	San Jose State	CHAMP	USU in tournaments as the No. 3 seed: 5-2		
1997	(2nd Seed East)	Round	USU in the MW Tournament: 17-9		
W 81-66	UC Santa Barbara	QF	USU in the MW Tournament as No. 3 seed: 2-1		
L 54-71	Pacific	SF			
1998	(1st Seed East)	Round			
W 69-61	Long Beach State	QF			

### WAC TOURNAMENT RESULTS

2006	(2nd Seed)	Round
W 76-69	San Jose State	QF
W 68-64	Louisiana Tech	SF
L 63-70 ot	Nevada	CHAMP
2007	(4th Seed)	Round
W 73-70	Hawai'i	QF
W 79-77	Nevada	SF
L 70-72	New Mexico State	CHAMP
2008	(1st Seed)	Round
W 81-65	San Jose State	QF
L 78-88	Boise State	SF
2009	(1st Seed)	Round
W 85-68	Fresno State	QF
W 71-70	New Mexico State	SF
W 72-62	Nevada	CHAMP
2010	(1st Seed)	Round
W 84-60	Boise State	QF
W 85-55	Louisiana Tech	SF
L 63-69	New Mexico State	CHAMP
2011	(1st Seed)	Round
W 58-54	San Jose State	SF
W 77-69	Boise State	CHAMP

## UTAH STATE at MW CHAMPIONSHIP



## TOURNAMENT NOTABLES

• Utah State is 17-9 (.654) in the Mountain West Tournament and 55-36 (.604) all-time in conference-tournaments. USU is also 22-21 (.512) all-time in quarterfinal games, including a 6-5 (.546) record in the MW.

• Utah State head coach **Jerrod Calhoun** is 3-7 (.300) all-time in Division I conference tournament play. Overall, **Calhoun** is 1-4 in the quarterfinals and 0-1 in semi-final games.

• This will be the second time that Utah State is the 3-seed in the Mountain West Tournament and the fourth time it has been the 3-seed in postseason play. Overall, Utah State is 5-2 as the 3-seed in conference tournament action.

• Utah State is looking for its 11th tournament championship as it won six postseason titles in 27 years as a member of the Big West Conference (1988, 1998, 2000, 2001, 2003, 2005), two postseason titles in eight years as a member of the Western Athletic Conference (2009, 2011), and two postseason titles in 11 years as a member of the Mountain West (2019, 2020). USU has played in the MW Tournament Championship game in four of the past six years.

• The first Mountain West Tournament was held in 2000 and over the last 24 years, the 3-seed has a 21-24 (.721) overall record and has won one tournament title. Overall, the No. 3 seed is 13-12 in quarterfinal games, 7-6 in the semifinals and 1-6 in the championship.

## UTAH STATE VS. OPPONENTS IN THE MW TOURNAMENT

Air Force .....	1-0	San Diego State .....	2-5
Boise State .....	2-0	San José State .....	1-0
Colorado State .....	3-1	UNLV .....	1-0
Fresno State .....	2-0	Wyoming .....	2-1
Nevada .....	0-1	<b>Total .....</b>	<b>17-9</b>
New Mexico .....	3-1		

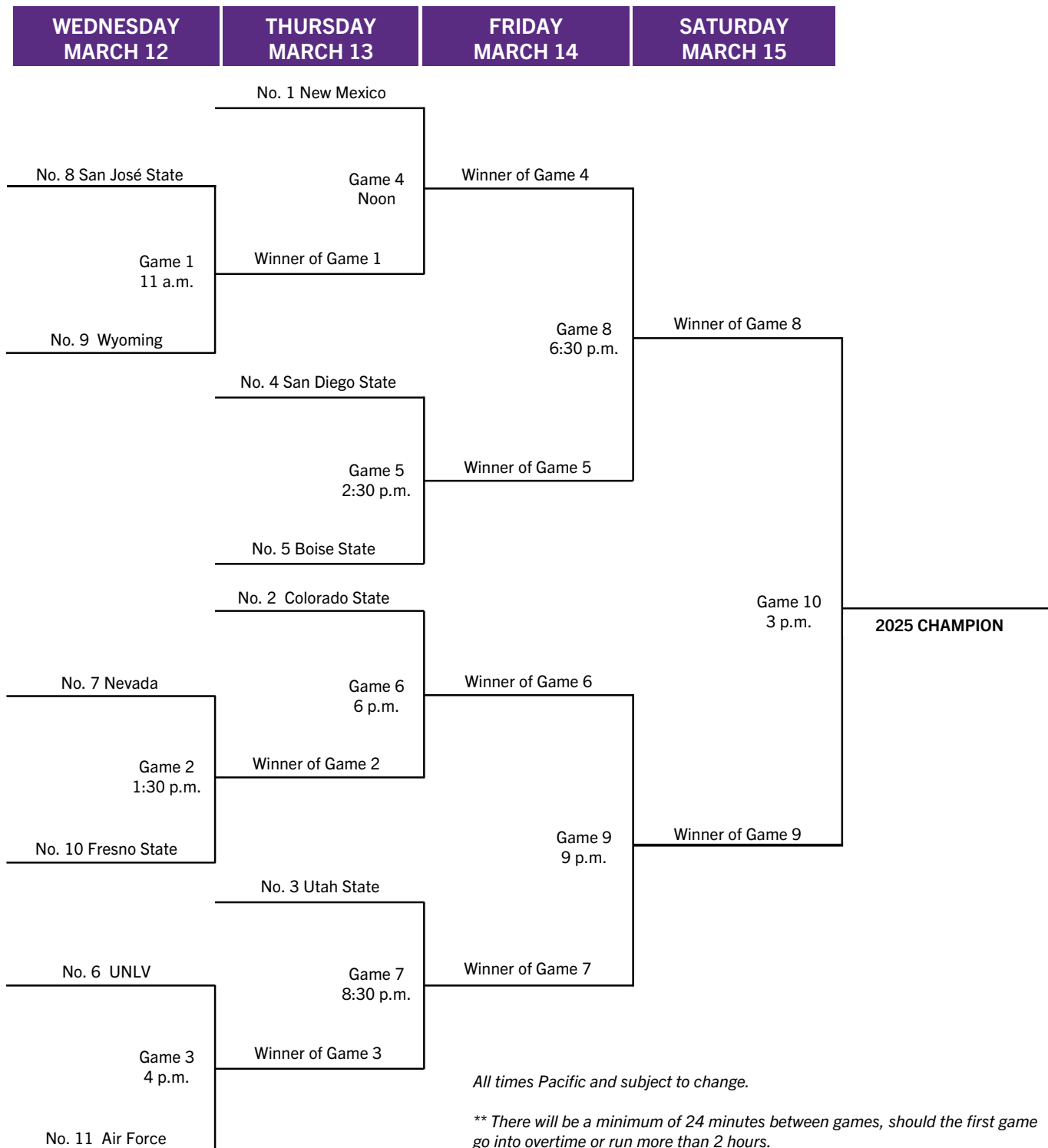
## DID YOU KNOW?

Utah State is one of just four current members of the Mountain West that have won multiple tournament titles. San Diego State has won seven MW Tournament titles, New Mexico has won five, UNLV has won three and USU has won two.

# MOUNTAIN WEST TOURNAMENT BRACKET

## 2025 CREDIT UNION 1 MOUNTAIN WEST MEN'S BASKETBALL CHAMPIONSHIP

WEDNESDAY-SATURDAY, MARCH 12-15  
THOMAS & MACK CENTER  
LAS VEGAS, NEVADA





# 2024-25 GAME-BY-GAME LEADERS

	POINTS	REBOUNDS	ASSISTS	BLOCKS	STEALS
Weber State (Exh.)	Martinez (17)	Johnson (7)	Allen (6)	Martinez (2)	Falslev (3)
Alcorn State	Gateretse (24)	Johnson (7)	Falslev (6) Barnes (6)	Gateretse (2)	Akanno (2) Barnes (2)
Charlotte	Martinez (23)	Gateretse (9)	Martinez (4) Falslev (4) Barnes (4)	Johnson (1) Gateretse (1) Templin (1)	Barnes (4)
Westminster	Martinez (24)	Gateretse (7)	Albury (6)	Templin (1)	Barnes (5)
Montana	Martinez (32)	Templin (9)	Allen (4)	Templin (2)	Falslev (5)
vs Iowa	Falslev (25)	Falslev (12)	Martinez (6)	Albury (2)	Anderson (5)
vs St. Bonaventure	Falslev (15)	Falslev (12)	Allen (6)	Martinez (1) Gateretse (1) Johnson (1)	Falslev (2) Martinez (2) Allen (2)
vs North Texas	Falslev (28)	Akanno (11)	Martinez (2) Albury (2) Barnes (2)	Anderson (1)	Falslev (2)
Wyoming*	Martinez (23)	Falslev (6) Templin (6)	Allen (5)	Martinez (2)	Falslev (3)
Utah Tech	Akanno (16)	Falslev (9)	Allen (7)	Gateretse (2)	Allen (2) Falslev (2) Albury (2) Templin (2)
South Florida	Falslev (27)	Falslev (9)	Falslev (9)	Allen (2)	Allen (3) Falslev (3)
UC San Diego	Templin (18)	Falslev (10)	Falslev (5)	Anderson (1) Gateretse (1) Templin (1)	Falslev (4)
at Saint Mary's	Falslev (18)	Akanno (7)	Martinez (5)	Templin (1)	Barnes (3)
at San Diego State*	Martinez (17)	Templin (6)	Barnes (7)	Templin (1)	Falslev (5)
at Nevada*	Martinez (17)	Falslev (6)	Falslev (5)	Gateretse (3)	Falslev (5)
Fresno State*	Templin (18)	Templin (10)	Allen (11)	Templin (2)	Falslev (4)
at San José State*	Falslev (17)	Falslev (7) Templin (7)	Martinez (4) Falslev (4)	Templin (2)	Anderson (2) Akanno (2)
Boise State*	Martinez (18)	Falslev (5)	Falslev (4) Allen (4)	Gateretse (2)	N/A
at UNLV*	Anderson (19)	Templin (10)	Albury (4) Templin (4)	N/A	Martinez (1)
Nevada*	Martinez (23)	Gateretse (5)	Falslev (11)	Falslev (1) Allen (1)	Falslev (4)
at Air Force*	Martinez (16)	Falslev (8)	Allen (6) Barnes (6)	Gateretse (3)	Allen (4)
UNLV*	Albury (16)	Martinez (5) Falslev (5) Albury (5)	Barnes (3)	Anderson (1) Johnson (1)	Albury (3)
New Mexico*	Allen (14)	Falslev (7)	Martinez (4) Barnes (4)	Templin (3)	Falslev (3)
at Wyoming*	Martinez (19)	Falslev (7)	Falslev (3)	Gateretse (2)	Falslev (2) Albury (2) Allen (2)
at Fresno State*	Martinez (30)	Martinez (8)	Allen (7)	Martinez (2) Gateretse (2)	Allen (3)
Colorado State*	Falslev (22)	Gateretse (6)	Allen (6)	Albury (1) Anderson (1)	Albury (2)



# 2024-25 GAME-BY-GAME LEADERS

	POINTS	REBOUNDS	ASSISTS	BLOCKS	STEALS
at New Mexico*	Falslev (27)	Falslev (6)	Allen (10)	Martinez (1) Templin (1) Anderson (1)	Falslev (5)
San José State*	Martinez (22)	Albury (6)	Falslev (8)	Albury (1) Gateretse (1) Anderson (1) Templin (1)	Martinez (3) Falslev (3)
San Diego State*	Akanno (26)	Falslev (9)	Allen (4)	Allen (1) Templin (1)	Falslev (2)
at Boise State*	Falslev (19)	Gateretse (7)	Falslev (3) Albury (3)	N/A	Falslev (1) Gateretse (1)
at Colorado State*	Martinez (17)	Falslev (5)	Falslev (2) Allen (2)	Martinez (1)	Martinez (3)
Air Force*	Falslev (18)	Falslev (7)	Falslev (4) Allen (4)	N/A	Albury (3)



2024-25 Utah St. Men's Basketball  
Combined Team Statistics  
All games

Game Records

Record	Overall	Home	Away	Neutral
ALL GAMES	25-6	15-2	7-4	3-0
CONFERENCE	15-5	9-1	6-4	0-0
NON-CONFERENCE	10-1	6-1	1-0	3-0

Score by Periods

Team	1st	2nd	OT	TOT
Utah St.	1204	1323	0	2527
Opponents	991	1177	0	2168

Team Box Score

No.	Player				Total		3-Point		F-Throw		Rebounds													
		GP-GS	MIN	AVG	FG-FGA	FG%	3FG-3FGA	3FG%	FT-FTA	FT%	OFF	DEF	TOT	AVG	PF	DQ	A	TO	BLK	STL	PTS	AVG		
4	MARTINEZ, Ian	31-31	913:00	29.5	155-344	.451	72-189	.381	143-161	.888	23	81	104	3.4	61	0	86	53	10	30	525	16.9		
12	FALSLEV, Mason	31-31	988:56	31.9	176-349	.504	49-118	.415	54-96	.563	36	153	189	6.1	68	1	115	64	4	71	455	14.7		
7	AKANNO, Dexter	31-11	788:17	25.4	89-186	.478	49-107	.458	45-59	.763	28	78	106	3.4	47	0	33	22	0	21	272	8.8		
13	ALBURY, Deyton	31-20	564:32	18.2	83-144	.576	12-21	.571	59-88	.670	19	55	74	2.4	49	0	53	32	4	28	237	7.6		
8	ALLEN, Drake	29-11	617:17	21.3	78-163	.479	21-68	.309	40-65	.615	14	43	57	2.0	47	0	116	45	12	34	217	7.5		
22	TEMPLIN, Karson	31-2	521:50	16.8	83-159	.522	12-38	.316	48-80	.600	60	90	150	4.8	79	2	24	20	22	16	226	7.3		
21	GATERETSE, Aubin	30-29	533:55	17.8	82-109	.752	1-5	.200	32-54	.593	54	71	125	4.2	73	1	16	32	22	9	197	6.6		
2	ANDERSON, Tucker	31-8	524:52	16.9	64-170	.376	34-119	.286	24-29	.828	19	43	62	2.0	35	0	23	11	10	13	186	6.0		
20	JOHNSON, Isaac	27-12	249:17	9.2	38-90	.422	16-50	.320	13-18	.722	16	32	48	1.8	28	0	7	12	6	12	105	3.9		
0	HOUSLEY, Braden	3-0	23:27	7.8	3-3	1.000	2-2	1.000	0-0	.000	1	1	2	0.7	5	0	2	0	0	2	8	2.7		
23	DAVIS, Isaac	18-0	97:11	5.4	12-16	.750	0-0	.000	12-16	.750	9	12	21	1.2	21	0	3	4	0	1	36	2.0		
5	BARNES, Jordy	30-0	350:49	11.7	20-48	.417	9-25	.360	0-1	.000	6	19	25	0.8	36	0	70	24	0	35	49	1.6		
3	SMITH, Jaxon	11-0	26:36	2.4	4-12	.333	4-11	.364	2-2	1.000	0	1	1	0.1	1	0	1	0	0	0	14	1.3		
Team											60	38	98					11						
Total		31	6200		887-1793	.495	281-753	.373	472-669	.706	345	717	1062	34.3	550	4	549	330	90	272	2527	81.5		
Opponents		31	6200		754-1705	.442	254-750	.339	406-564	.720	309	662	971	31.3	564	7	446	438	97	204	2168	69.9		

Team Statistics

	USU	OPP
Scoring	2527	2168
Points per game	81.5	69.9
Scoring margin	+11.6	-
Field goals-att	887-1793	754-1705
Field goal pct	.495	.442
3 point fg-att	281-753	254-750
3-point FG pct	.373	.339
3-pt FG made per game	9.1	8.2
Free throws-att	472-669	406-564
Free throw pct	.706	.720
F-Throws made per game	15.2	13.1
Rebounds	1062	971
Rebounds per game	34.3	31.3
Rebounding margin	+2.9	-
Assists	549	446
Assists per game	17.7	14.4
Turnovers	330	438
Turnovers per game	10.6	14.1
Turnover margin	+3.5	-
Assist/turnover ratio	1.7	1.0
Steals	272	204
Steals per game	8.8	6.6
Blocks	90	97
Blocks per game	2.9	3.1
Winning streak	1	-
Home win streak	4	-
Attendance	150083	74332
Home games-Avg/Game	17-8828	11-6757
Neutral site-Avg/Game	-	3-2426

Team Results

Date	Opponent		Score	Att.
11/06/2024	Alcorn	W	101-46	8131
11/09/2024	Charlotte	W	103-74	7859
11/13/2024	Westminster (UT)	W	117-53	8063
11/18/2024	Montana	W	95-83	8054
11/22/2024	vs Iowa	W	77-69	4892
11/28/2024	vs St. Bonaventure	W	72-67	1233
11/29/2024	vs North Texas	W	61-57	1154
12/04/2024	Wyoming	W	70-67	8420
12/07/2024	Utah Tech	W	92-62	8270
12/14/2024	South Fla.	W	88-67	7644
12/17/2024	UC San Diego	L	73-75	7354
12/22/2024	at Saint Mary's (CA)	W	75-68	3500
12/28/2024	at San Diego St.	W	67-66	12414
12/31/2024	at Nevada	W	69-64	7528
01/04/2025	Fresno St.	W	89-83	9356
01/07/2025	at San Jose St.	W	85-78	1668
01/11/2025	Boise St.	W	81-79	10270
01/15/2025	at UNLV	L	62-65	4659
01/22/2025	Nevada	W	90-69	9797
01/25/2025	at Air Force	W	87-58	1735
01/29/2025	UNLV	W	76-71	9740
02/01/2025	New Mexico	L	63-82	10270
02/04/2025	at Wyoming	W	71-67	3550
02/07/2025	at Fresno St.	W	89-81	4801
02/11/2025	Colorado St.	W	93-85	9130
02/16/2025	at New Mexico	L	79-82	15411
02/19/2025	San Jose St.	W	105-57	8921
02/22/2025	San Diego St.	W	79-71	10270
02/26/2025	at Boise St.	L	65-82	11911
03/01/2025	at Colorado St.	L	66-93	7155
03/08/2025	Air Force	W	87-47	8534



# 2024-25 UTAH STATE CONFERENCE ONLY STATS



## 2024-25 Utah St. Men's Basketball Combined Team Statistics In Conference games

Page 1/1  
as of Mar 10, 2025

### Game Records

Record	Overall	Home	Away	Neutral
ALL GAMES	15-5	9-1	6-4	0-0
CONFERENCE	15-5	9-1	6-4	0-0
NON-CONFERENCE	0-0	0-0	0-0	0-0

### Score by Periods

Team	1st	2nd	OT	TOT
Utah St.	748	825	0	1573
Opponents	668	779	0	1447

### Team Box Score

No.	Player				Total		3-Point		F-Throw		Rebounds													
		GP-GS	MIN	AVG	FG-FGA	FG%	3FG-3FGA	3FG%	FT-FTA	FT%	OFF	DEF	TOT	AVG	PF	DQ	A	TO	BLK	STL	PTS	AVG		
4	MARTINEZ, Ian	20-20	595:12	29.8	106-218	.486	50-123	.407	82-93	.882	12	60	72	3.6	41	0	45	32	6	18	344	17.2		
12	FALSLEV, Mason	20-20	663:45	33.2	104-220	.473	30-79	.380	28-63	.444	23	94	117	5.9	41	0	76	39	1	48	266	13.3		
13	ALBURY, Deyton	20-19	386:48	19.3	66-109	.606	8-15	.533	43-66	.652	14	37	51	2.6	36	0	32	15	2	21	183	9.2		
7	AKANNO, Dexter	20-9	531:28	26.6	59-115	.513	39-78	.500	20-28	.714	18	43	61	3.1	32	0	19	12	0	11	177	8.9		
8	ALLEN, Drake	19-1	417:57	22.0	55-115	.478	15-46	.326	25-45	.556	11	27	38	2.0	33	0	80	29	9	22	150	7.9		
2	ANDERSON, Tucker	20-8	348:49	17.4	43-106	.406	25-75	.333	17-21	.810	12	18	30	1.5	26	0	15	7	7	7	128	6.4		
22	TEMPLIN, Karson	20-1	339:16	17.0	39-93	.419	4-22	.182	31-47	.660	35	57	92	4.6	56	2	20	14	12	5	113	5.7		
21	GATERETSE, Aubin	20-19	339:38	17.0	42-59	.712	0-2	.000	20-35	.571	28	45	73	3.7	48	1	11	20	15	5	104	5.2		
20	JOHNSON, Isaac	17-3	117:24	6.9	17-42	.405	8-25	.320	8-12	.667	7	15	22	1.3	20	0	2	6	3	8	50	2.9		
23	DAVIS, Isaac	10-0	49:57	5.0	6-7	.857	0-0	.000	8-9	.889	2	3	5	0.5	13	0	2	2	0	0	20	2.0		
5	BARNES, Jordy	19-0	195:25	10.3	11-25	.440	7-14	.500	0-0	.000	3	9	12	0.6	24	0	35	14	0	14	29	1.5		
3	SMITH, Jaxon	6-0	14:23	2.4	3-7	.429	3-7	.429	0-0	.000	0	0	0	0.0	0	0	0	0	0	0	9	1.5		
Team											32	25	57					7						
Total		20	4000		551-1116	.494	189-486	.389	282-419	.673	197	433	630	31.5	370	3	337	197	55	159	1573	78.7		
Opponents		20	4000		489-1076	.454	174-489	.356	295-391	.754	190	439	629	31.5	359	4	292	255	56	123	1447	72.4		

### Team Statistics

	USU	OPP
<b>Scoring</b>		
Points per game	78.7	72.4
Scoring margin	+6.3	-
<b>Field goals-att</b>		
Field goal pct	.494	.454
<b>3 point fg-att</b>		
3-point FG pct	.389	.356
3-pt FG made per game	9.5	8.7
<b>Free throws-att</b>		
Free throw pct	.673	.754
F-Throws made per game	14.1	14.8
<b>Rebounds</b>		
Rebounds per game	31.5	31.5
Rebounding margin	+0.1	-
<b>Assists</b>		
Assists per game	16.9	14.6
<b>Turnovers</b>		
Turnovers per game	9.9	12.8
Turnover margin	+2.9	-
Assist/turnover ratio	1.7	1.1
<b>Steals</b>		
Steals per game	8.0	6.2
<b>Blocks</b>		
Blocks per game	2.8	2.8
<b>Winning streak</b>		
Home win streak	4	-
<b>Attendance</b>		
Home games-Avg/Game	10-9471	10-7083
Neutral site-Avg/Game	-	0-0

### Team Results

Date	Opponent		Score	Att.
12/04/2024	Wyoming	W	70-67	8420
12/28/2024	at San Diego St.	W	67-66	12414
12/31/2024	at Nevada	W	69-64	7528
01/04/2025	Fresno St.	W	89-83	9356
01/07/2025	at San Jose St.	W	85-78	1668
01/11/2025	Boise St.	W	81-79	10270
01/15/2025	at UNLV	L	62-65	4659
01/22/2025	Nevada	W	90-69	9797
01/25/2025	at Air Force	W	87-58	1735
01/29/2025	UNLV	W	76-71	9740
02/01/2025	New Mexico	L	63-82	10270
02/04/2025	at Wyoming	W	71-67	3550
02/07/2025	at Fresno St.	W	89-81	4801
02/11/2025	Colorado St.	W	93-85	9130
02/16/2025	at New Mexico	L	79-82	15411
02/19/2025	San Jose St.	W	105-57	8921
02/22/2025	San Diego St.	W	79-71	10270
02/26/2025	at Boise St.	L	65-82	11911
03/01/2025	at Colorado St.	L	66-93	7155
03/08/2025	Air Force	W	87-47	8534



# 2024-25 UTAH STATE STATISTICS

## 2024-25 UTAH STATE INDIVIDUAL POINTS-REBOUNDS-ASSISTS

OPPONENT	DATE	SCORE	W/L	#0 HOUSLEY	#1 STOSIC	#2 ANDERSON	#3 SMITH	#4 MARTINEZ	#5 BARNES	#7 AKANNO
Weber State (Exh.)	10/18/24	85-66	W	2-1-0	DNP-RS	2-4-2	2-0-0	17-3-0	0-1-1	10-2-0
Alcorn State	11/6/24	101-46	W	6-2-1	DNP-RS	12-3-1	3-0-0	12-1-4	0-3-6	7-1-2
Charlotte	11/9/24	103-74	W	0-0-0	DNP-RS	6-2-1	0-0-1	23-4-4	2-3-4	15-2-2
Westminster	11/13/24	117-53	W	2-0-1	DNP-RS	11-3-2	0-0-0	24-2-4	10-4-4	17-5-0
Montana	11/18/24	95-83	W	DNP-C	DNP-RS	2-4-0	DNP-C	32-7-3	0-1-1	8-3-0
vs Iowa	11/22/24	77-69	W	DNP-C	DNP-RS	10-5-1	DNP-C	13-6-6	0-0-3	1-3-2
vs St Bonaventure	11/28/24	72-67	W	DNP-I	DNP-RS	0-5-0	DNP-C	14-2-2	0-0-1	14-4-2
vs North Texas	11/29/24	61-57	W	DNP-I	DNP-RS	2-1-0	DNP-C	12-3-2	0-0-2	4-11-1
Wyoming*	12/4/24	70-67	W	DNP-I	DNP-RS	2-0-0	DNP-C	23-5-0	2-0-2	9-1-0
Utah Tech	12/7/24	92-62	W	DNP-I	DNP-RS	7-4-0	2-1-0	13-0-5	0-1-3	16-4-2
South Florida	12/14/24	88-67	W	DNP-I	DNP-RS	3-1-1	0-0-0	15-0-5	2-0-4	8-3-0
UC San Diego	12/17/24	73-75	L	DNP-I	DNP-RS	2-2-1	DNP-C	12-1-1	0-0-3	2-2-0
at Saint Mary's	12/22/24	75-68	W	DNP-I	DNP-RS	3-2-1	DNP-C	11-6-5	6-1-4	3-7-3
at San Diego State*	12/28/24	67-66	W	DNP-I	DNP-RS	14-2-0	DNP-C	17-5-1	0-1-7	0-0-0
at Nevada*	12/31/24	69-64	W	DNP-I	DNP-RS	16-1-3	DNP-C	17-2-3	3-1-1	6-2-0
Fresno State*	1/4/25	89-83	W	DNP-I	DNP-RS	3-0-2	DNP-C	16-6-3	0-0-2	13-5-2
at San José State*	1/7/25	85-78	W	DNP-I	DNP-RS	15-3-2	DNP-C	14-5-4	0-1-2	8-4-1
Boise State*	1/11/25	81-79	W	DNP-I	DNP-RS	0-0-1	DNP-C	18-3-3	0-0-2	12-3-2
at UNLV*	1/15/25	62-65	L	DNP-I	DNP-RS	19-5-2	DNP-C	15-1-1	0-0-0	5-3-1
Nevada*	1/22/25	90-69	W	DNP-I	DNP-RS	8-1-0	0-0-0	23-0-3	2-0-0	15-2-4
at Air Force*	1/25/25	87-58	W	DNP-I	DNP-RS	10-1-0	3-0-0	16-1-1	0-1-6	9-2-1
UNLV*	1/29/25	76-71	W	DNP-I	DNP-RS	0-3-1	DNP-C	10-5-2	3-3-3	11-2-2
New Mexico*	2/1/25	63-82	L	DNP-I	DNP-RS	0-0-0	0-0-0	10-5-4	0-0-4	10-4-1
at Wyoming*	2/4/25	71-67	W	DNP-I	DNP-RS	0-1-0	DNP-C	19-4-2	0-1-0	6-1-6
at Fresno State*	2/7/25	89-81	W	DNP-I	DNP-RS	3-0-1	DNP-C	30-8-3	0-0-1	5-5-3
Colorado State*	2/11/25	93-85	W	DNP-I	DNP-RS	0-2-1	DNP-C	14-3-2	0-0-1	11-2-0
at New Mexico*	2/16/25	79-82	L	DNP-I	DNP-RS	3-1-0	DNP-C	21-4-3	DNP-C	1-4-0
San José State*	2/19/25	105-57	W	DNP-I	DNP-RS	11-2-0	3-0-0	22-3-3	2-1-1	13-3-0
San Diego State*	2/22/25	79-71	W	DNP-I	DNP-RS	3-2-1	DNP-C	18-4-3	0-1-0	26-5-0
at Boise State*	2/26/25	65-82	L	DNP-I	DNP-RS	6-4-0	DNP-C	10-1-0	0-0-0	7-0-4
at Colorado State*	3/1/25	66-93	L	DNP-I	DNP-RS	7-2-0	0-0-0	17-2-1	11-1-1	0-2-0
Air Force*	3/8/25	87-47	W	DNP-I	DNP-RS	8-1-0	3-0-0	18-7-4	6-1-2	10-2-1

OPPONENT	DATE	SCORE	W/L	#8 ALLEN	#12 FALSEV	#13 ALBURY	#20 JOHNSON	#21 GATERETSE	#22 TEMPLIN	#23 DAVIS
Weber State (Exh.)	10/18/24	85-66	W	12-1-6	7-6-5	2-1-2	12-7-2	7-2-0	9-2-1	3-3-0
Alcorn State	11/6/24	101-46	W	8-5-3	6-4-6	6-3-2	11-7-1	24-6-1	6-4-1	0-6-0
Charlotte	11/9/24	103-74	W	11-3-1	8-1-4	6-0-3	7-4-3	7-9-0	12-7-1	6-0-0
Westminster	11/13/24	117-53	W	7-0-5	12-3-5	9-6-6	DNP-C	5-7-0	16-6-0	4-0-1
Montana	11/18/24	95-83	W	5-1-4	25-3-0	2-0-1	8-2-0	DNP-I	12-9-0	1-1-0
vs Iowa	11/22/24	77-69	W	5-0-2	25-12-3	0-0-0	7-3-0	6-3-0	7-8-0	3-5-0
vs St Bonaventure	11/28/24	72-67	W	12-3-6	15-12-2	0-4-1	4-1-0	10-5-0	3-6-0	DNP-C
vs North Texas	11/29/24	61-57	W	1-2-1	28-5-1	4-3-2	2-2-0	4-2-0	4-5-0	0-0-0
Wyoming*	12/4/24	70-67	W	2-3-5	19-6-1	2-1-0	0-0-0	0-2-0	11-6-1	DNP-C
Utah Tech	12/7/24	92-62	W	12-4-7	9-9-2	6-2-0	3-2-0	12-5-0	10-3-0	2-4-0
South Florida	12/14/24	88-67	W	6-1-7	27-9-9	0-1-1	4-3-0	11-6-0	12-3-0	0-0-0
UC San Diego	12/17/24	73-75	L	0-0-0	16-9-5	15-2-2	4-1-0	4-5-2	18-6-0	DNP-C
at Saint Mary's	12/22/24	75-68	W	DNP-I	18-5-2	6-2-3	5-1-1	10-4-2	13-1-2	DNP-C
at San Diego State*	12/28/24	67-66	W	DNP-I	16-4-4	11-5-1	0-0-0	3-3-0	6-6-3	0-0-0
at Nevada*	12/31/24	69-64	W	1-0-0	14-6-5	8-1-3	3-3-1	0-5-1	1-5-1	DNP-C
Fresno State*	1/4/25	89-83	W	11-2-11	14-6-2	4-2-0	2-0-0	8-3-0	18-10-0	DNP-I
at San José State*	1/7/25	85-78	W	4-1-3	17-7-4	13-6-3	0-1-0	4-5-0	10-7-0	DNP-I
Boise State*	1/11/25	81-79	W	13-1-4	10-5-4	14-2-1	DNP-I	6-4-0	8-2-1	DNP-I
at UNLV*	1/15/25	62-65	L	5-1-3	8-8-3	0-0-4	DNP-I	2-4-1	8-10-4	DNP-I
Nevada*	1/22/25	90-69	W	6-4-6	9-3-11	9-1-3	0-0-0	16-5-0	2-1-0	0-0-0
at Air Force*	1/25/25	87-58	W	8-1-6	11-8-5	6-2-1	12-4-0	5-4-0	3-3-1	4-1-1
UNLV*	1/29/25	76-71	W	15-3-0	13-5-2	16-5-2	0-1-0	0-1-0	8-4-1	0-0-0
New Mexico*	2/1/25	63-82	L	14-0-2	4-7-1	12-1-2	0-1-0	9-2-0	2-6-2	2-0-0
at Wyoming*	2/4/25	71-67	W	11-4-1	9-7-3	9-4-0	4-0-0	5-0-3	8-0-6	DNP-C
at Fresno State*	2/7/25	89-81	W	10-2-7	16-6-6	7-1-0	6-1-0	6-3-0	6-6-1	DNP-C
Colorado State*	2/11/25	93-85	W	9-3-6	22-5-5	10-4-1	2-0-0	16-6-4	9-4-0	DNP-C
at New Mexico*	2/16/25	79-82	L	13-2-10	27-6-1	6-1-2	6-2-0	0-2-1	0-2-1	2-1-0
San José State*	2/19/25	105-57	W	6-4-4	13-4-8	10-6-2	6-5-1	8-4-0	8-5-2	3-0-0
San Diego State*	2/22/25	79-71	W	6-2-4	3-9-2	18-3-1	DNP-C	3-6-1	2-0-1	DNP-C
at Boise State*	2/26/25	65-82	L	2-2-2	19-3-3	11-0-3	3-0-1	4-1-7	3-0-2	0-0-0
at Colorado State*	3/1/25	66-93	L	6-3-2	4-5-2	12-4-1	6-1-0	1-1-0	0-3-0	2-1-1
Air Force*	3/8/25	87-47	W	8-0-4	18-7-4	5-1-2	0-2-0	8-3-1	0-4-1	7-2-0

DNP-C - COACH'S DECISION | DNP-I - INJURED/ILLNESS | DNP-RS - REDSHIRT | DNP-HS - HEALTH & SAFETY PROTOCOLS



# 2024-25 UTAH STATE STATISTICS

## 2024-25 TEAM COMPARISON

Opponent	1st	2nd	OT	Score	Mar	Tot FG	FG Pct	3-PT	3FG	FT	FT Pct	Reb	Mar	Asst	TO	B	S	PF
Alcorn State	52-14	49-32	-	101-46	+55	37-72/16-55	.514/.291	12-31/7-21	.387/.333	15-18/7-11	.833/.636	52/27	+25	28/7	9/20	5/4	11/8	14/15
Charlotte	52-39	51-35	-	103-74	+29	38-66/25-52	.576/.481	7-22/8-22	.318/.364	20-27/16-22	.741/.727	36/25	+11	24/12	7/17	3/0	12/2	21/23
Westminster	65-25	52-28	-	117-53	+64	42-66/21-60	.636/.350	17-31/6-15	.548/.400	16-22/5-8	.727/.625	38/29	+9	28/17	9/24	1/2	16/3	16/16
Montana	49-35	46-48	-	95-83	+12	29-58/32-62	.500/.516	9-20/8-24	.450/.333	28-36/11-20	.778/.550	33/37	-4	9/15	12/18	3/7	11/6	22/22
vs Iowa	33-37	44-32	-	77-69	+8	30-68/28-64	.462/.438	7-21/5-26	.333/.192	10-16/8-16	.625/.500	47/31	+16	17/19	18/16	6/8	13/11	20/18
vs St. Bonaventure	25-30	47-37	-	72-67	+5	22-64/26-61	.344/.426	6-28/6-21	.214/.286	22-28/9-15	.786/.600	44/40	+4	14/9	8/12	3/8	7/6	12/20
vs North Texas	23-25	38-32	-	61-57	+4	20-46/22-61	.435/.361	6-17/7-30	.353/.233	15-21/6-9	.714/.667	38/30	+8	9/11	16/9	1/5	6/12	8/17
Wyoming	32-29	38-38	-	70-67	+3	23-56/24-48	.411/.500	5-17/12-26	.294/.462	19-26/7-9	.731/.778	35/27	+8	9/15	8/12	2/4	5/5	13/21
Utah Tech	42-28	50-34	-	92-62	+30	32-65/25-61	.492/.410	8-29/8-31	.276/.258	20-26/4-11	.769/.364	47/29	+18	19/20	14/15	6/2	8/6	16/22
South Florida	37-31	51-36	-	88-67	+21	32-64/24-52	.500/.462	6-23/7-19	.261/.368	18-21/12-15	.857/.800	32/31	+1	27/14	12/22	3/3	12/8	15/18
UC San Diego	39-32	34-43	-	73-75	-2	24-60/22-48	.400/.458	8-28/8-27	.286/.296	17-24/23-27	.708/.852	34/36	-2	14/10	14/17	4/2	12/10	21/20
at Saint Mary's	39-27	36-41	-	75-68	+7	30-51/24-54	.588/.444	6-17/10/25	.353/.400	9-11/10-19	.818/.526	31/27	+4	23/20	14/12	1/0	5/9	15/15
at San Diego State	32-43	35-23	-	67-66	+1	22-50/20-52	.440/.385	8-28/6-24	.286/.250	15-21/20-22	.714/.909	27/31	-4	16/11	15/16	1/2	12/11	24/17
at Nevada	28-33	41-31	-	69-64	+5	24-46/24-57	.522/.421	8-20/7-23	.400/.304	13-18/9-12	.722/.750	27/31	-4	18/19	14/13	4/1	10/9	16/13
Fresno State	39-42	41-50	-	89-83	+6	31-64/29-60	.484/.483	9-26/7-20	.346/.350	18-27/18-26	.667/.692	35/40	-5	22/19	11/14	4/2	11/8	18/24
at San José State	45-36	40-42	-	85-78	+7	34-66/25-60	.515/.417	9-24/14-33	.375/.424	8-16/14-17	.500/.824	40/34	+6	19/20	8/10	3/2	7/4	16/15
Boise State	34-38	47-41	-	81-79	+2	30-49/27-51	.612/.529	11-21/14-26	.524/.538	10-22/11-17	.455/.647	24/30	-6	18/14	6/10	3/1	0/4	16/19
at UNLV	30-32	32-33	-	62-65	-3	22-53/24-59	.415/.407	10-26/6-25	.385/.240	8-15/11-17	.533/.647	34/37	-3	19/13	12/7	0/4	1/5	20/17
Nevada	47-38	43-31	-	90-69	+21	33-56/26-49	.589/.531	16-30/9-21	.533/.429	8-9/8-9	.889/.889	21/26	-5	27/20	8/18	2/1	14/6	11/10
at Air Force	42-33	45-25	-	87-58	+29	30-56/19-50	.536/.380	16-31/5-20	.516/.250	11-13/15-23	.846/.652	29/31	-2	22/13	9/16	8/5	10/7	19/12
UNLV	33-24	43-47	-	76-71	+5	24-50/24-56	.480/.429	9-25/4-20	.360/.200	19-31/13-23	.613/.826	34/32	+2	14/12	11/11	2/0	7/5	21/23
New Mexico	36-30	27-52	-	63-82	-19	24-64/28-58	.375/.483	5-31/7-22	.161/.318	10-23/19-27	.435/.704	33/48	-15	16/12	9/15	5/5	9/4	21/22
at Wyoming	30-35	41-32	-	71-67	+4	22-54/24-53	.407/.453	3-19/6-23	.158/.261	24-31/13-16	.774/.813	36/32	+4	8/11	11/14	3/2	9/7	16/23
at Fresno State	50-31	39-50	-	89-81	+8	37-60/26-55	.617/.473	5-16/9-23	.313/.391	10-20/20-28	.500/.714	38/25	+13	22/11	14/14	6/4	11/12	20/18
Colorado State	45-30	48-55	-	93-85	+8	32-54/25-55	.593/.455	12-23/13-33	.522/.394	17-30/22-27	.567/.815	31/31	-	20/18	6/11	2/2	8/5	23/22
at New Mexico	42-36	37-46	-	79-82	-3	28-59/24-52	.475/.462	10-26/7-20	.385/.350	13-16/27-34	.813/.794	27/35	-8	18/10	14/14	3/9	12/8	29/15
San José State	47-24	58-33	-	105-57	+48	38-66/21-56	.576/.375	13-25/9-31	.520/.290	16-21/6-10	.762/.600	41/24	+17	21/13	6/13	4/2	11/6	12/14
San Diego State	33-26	46-45	-	79-71	+8	21-51/23-52	.412/.442	11-27/10-30	.407/.333	26-32/15-22	.813/.682	38/30	+8	13/14	7/8	2/3	3/6	20/27
at Boise State	31-37	34-45	-	65-82	-17	22-52/27-56	.423/.482	7-18/9-22	.389/.409	14-21/19-23	.667/.862	25/32	-7	11/15	11/10	0/3	2/4	21/19
at Colorado State	22-48	44-45	-	66-93	-27	23-54/32-55	.426/.582	7-21/14-21	.333/.667	13-16/15-16	.813/.938	25/30	-5	8/21	9/9	1/4	7/4	17/17
Air Force	50-23	37-24	-	87-47	+40	31-56/17-41	.554/.415	15-32/6-26	.569/.231	10-11/7-14	.909/.500	29/23	+6	18/11	8/19	0/0	10/3	18/12

## 2024-25 GAME-BY-GAME SUPERLATIVES

Opponent	Points in Paint	Points off TO	2nd Chance Points	Fast Break Points	Bench Points	Largest Lead
South Dakota Mines	50/16	29/10	23/8	29/6	40/27	57/2
Charlotte	60/32	21/5	22/8	22/0	47/10	31/2
Westminster	48/24	47/17	16/9	32/1	52/13	67/3
Montana	40/42	27/11	13/17	10/9	13/26	15/4
vs Iowa	42/38	12/14	24/12	21/4	21/12	9/6
vs St. Bonaventure	28/36	13/2	4/14	13/10	17/5	13/9
vs North Texas	26/26	11/18	6/10	12/3	14/13	7/9
Wyoming	36/20	8/15	20/0	11/5	26/15	8/5
Utah Tech	48/30	20/15	17/10	16/3	43/20	30/0
South Florida	52/28	29/16	11/12	20/13	25/23	21/5
UC San Diego	28/28	11/22	11/4	11/9	37/4	7/7
at Saint Mary's	40/22	19/11	2/8	12/6	25/20	17/1
at San Diego State	24/28	12/14	8/10	5/10	20/23	1/18
at Nevada	30/22	16/17	1/13	20/3	27/22	8/5
Fresno State	44/40	9/17	10/12	7/8	44/37	14/17
at San José State	46/20	10/10	14/8	12/13	22/23	11/2
Boise State	34/22	8/12	7/13	7/5	33/27	4/13
at UNLV	20/36	7/11	5/11	3/4	18/19	7/5
Nevada	32/30	25/11	10/3	16/2	39/19	24/6
at Air Force	28/24	26/8	8/7	16/10	39/18	29/2
UNLV	30/36	16/17	8/13	11/0	37/4	16/2
New Mexico	36/32	13/12	9/16	12/0	28/24	9/19
at Wyoming	38/36	18/10	13/10	8/6	23/21	9/7
at Fresno State	56/32	21/12	24/17	15/8	25/17	24/0
Colorado State	32/20	21/10	12/15	10/5	20/17	23/0
at New Mexico	32/30	19/17	18/14	16/15	24/3	10/8
San José State	50/20	21/4	20/5	13/4	39/28	51/0
San Diego State	20/22	5/6	13/6	10/4	11/29	14/4
at Boise State	30/34	8/16	9/12	4/0	14/15	2/21
at Colorado State	28/28	15/12	8/13	9/3	32/25	0/36
Air Force	32/22	26/6	5/8	13/0	32/35	47/0
<b>TOTALS</b>	<b>1140/903</b>	<b>543/378</b>	<b>371/318</b>	<b>416/169</b>	<b>887/605</b>	<b>67/36</b>





# 2024-25 UTAH STATE TRENDS

## Under Calhoun 2024-25

Overall Record	25-6	25-6
Mountain West	15-5	15-5
Home/Road/Neutral	15-2/7-4/3-0	15-2/7-4/3-0
MW Home/Road/Neutral	9-1/6-4/0-0	9-1/6-4/0-0
Overtime	0-0	0-0

### When the Aggies

### they are

Win the tip	21-3	21-3
Lose the tip	4-3	4-3

Lead at halftime	17-3	17-3
Trail at halftime	8-3	8-3
Are tied at halftime	0-0	0-0

Shoot better from the field than opponent	20-2	20-2
Shoot worse from the field than opponent	5-4	5-4
Shoot the same from the field as opponent	0-0	0-0

Shoot better from 3-point range than opponent	15-2	15-2
Shoot worse from 3-point range than opponent	10-4	10-4
Shoot the same from 3-point range as opponent	0-0	0-0

Shoot better from the line than opponent	14-1	14-1
Shoot worse from the line than opponent	10-5	10-5
Shoot the same from the line as opponent	1-0	1-0

Outrebound opponent	17-0	17-0
Are outrebounded by opponent	7-6	7-6
Are even in rebounds with opponent	1-0	1-0

Have more offensive rebounds than opponent	13-2	13-2
Have fewer offensive rebounds than opponent	10-4	10-4
Have the same number of offensive rebounds	2-0	2-0

Have more defensive rebounds than opponents	17-0	17-0
Have fewer defensive rebounds than opponents	8-6	8-6
Have the same number of defensive rebounds	0-1	0-1

Commit more fouls than opponent	8-4	8-4
Commit fewer fouls than opponent	14-1	14-1
Commit same number of fouls	3-1	3-1

Have more assists than opponent	16-4	16-4
Have fewer assists than opponent	9-2	9-2
Have same number of assists	0-0	0-0

Commit more turnovers than opponent	4-2	4-2
Commit fewer turnovers than opponent	19-2	19-2
Commit the same number of turnovers	2-2	2-2

Block more shots than opponent	14-1	14-1
Block fewer shots than opponent	8-4	8-4
Block the same number of shots	3-1	3-1

Have more steals than opponent	19-4	19-4
Have fewer steals than opponent	5-2	5-2
Have same number of steals	1-0	1-0

Bench outcores the opponent's	20-4	20-4
Bench is outcored by the opponent's	5-2	5-2
Bench scores same amount	0-0	0-0

## Utah State's Points Scored/Allowed Summary

Record When Scoring			Record When Allowing		
0-0	(0-0)	30-39	0-0	(0-0)	
0-0	(0-0)	40-49	2-0	(2-0)	
0-0	(0-0)	50-59	4-0	(4-0)	
3-4	(3-4)	60-69	10-1	(10-1)	
7-2	(7-2)	70-79	5-1	(5-1)	
7-0	(7-0)	80-89	4-3	(4-3)	
4-0	(4-0)	90-99	0-1	(0-1)	
4-0	(4-0)	100+	0-0	(0-0)	

### Utah State's Record When the Margin is...

1 (pt.)	2	3	4	5	6
1-0 (1-0)	1-1 (1-1)	1-2 (1-2)	2-0 (2-0)	3-0 (3-0)	1-0 (1-0)
7	8	9	10-15	16-20	20+
2-0 (2-0)	4-0 (4-0)	0-0 (0-0)	1-0 (1-0)	0-2 (0-2)	9-1 (9-1)

### Utah State's Record by Month

Nov.	Dec.	Jan.	Feb.	March
7-0 (7-0)	6-1 (6-1)	6-1 (6-1)	5-3 (5-3)	1-1 (1-1)

### Utah State's Record by Day of the Week

Sun.	Mon.	Tues.	Wed.	Thurs.	Fri.	Sat.
1-1 (1-1)	1-0 (1-0)	4-1 (4-1)	7-2 (7-2)	1-0 (1-0)	3-0 (3-0)	8-2 (8-2)

### Starters/Non-Starters

#### Production Summary

	Starters	Bench
	Total/% Team	Total/% Team
Minutes	3646 / 58.8%	2554 / 41.2%
Points	1640 / 64.9%	887 / 35.1%
Rebounds	577 / 59.9%	386 / 40.1%

### 2024-25 Miscellaneous Statistics

	Games	Double Figure Scoring	20-Pt. Games	Double Figure Reb(Asst)	Double Doubles
0 Housley	3	-	-	-	-
1 Stosic	-	-	-	-	-
2 Anderson	31	9	-	-	-
3 Smith	11	-	-	-	-
4 Martinez	31	31	8	-	-
5 Barnes	30	2	-	-	-
7 Akanno	31	13	1	1	-
8 Allen	28	10	-	(2)	2
12 Falslev	31	22	6	2 (1)	2
13 Albury	31	11	-	-	-
20 Johnson	27	2	-	-	-
21 Gateretse	30	7	1	-	-
22 Templin	31	10	-	1	1
23 Davis	19	-	-	-	-

### 2024-25 Scoring Average by Halves

	1st Half	2nd Half	OT1	OT2	Total
Utah State	38.8	42.7	-	-	81.5
Opponents	32.0	38.0	-	-	69.9

### 2024-25 Starting Lineups

Allen, Falslev, Martinez, Johnson, Gateretse	8-1
Albury, Falslev, Martinez, Akanno, Gateretse	6-3
Albury, Falslev, Martinez, Anderson, Gateretse	5-2
Albury, Falslev, Martinez, Johnson, Gateretse	3-0
Albury, Falslev, Martinez, Anderson, Templin	1-0
Allen, Falslev, Martinez, Akanno, Gateretse	1-0
Allen, Falslev, Martinez, Akanno, Templin	1-0

### 2024-25 Specialty Stats

	FTs under 1 min	Charges Drawn	Dunks
0 Housley	0-0	-	-
1 Stosic	0-0	-	-
2 Anderson	3-3	-	6
3 Smith	0-0	-	-
4 Martinez	30-35	-	15
5 Barnes	0-0	-	-
7 Akanno	2-4	-	2
8 Allen	5-11	5	13
12 Falslev	8-11	1	6
13 Albury	3-8	-	6
20 Johnson	0-0	-	3
21 Gateretse	0-1	-	39
22 Templin	2-8	3	14
23 Davis	0-0	-	3
<b>TOTAL</b>	<b>44-69</b>	<b>9</b>	<b>101</b>



## THE LAST TIME UTAH STATE...

Beat an opponent by 20+:	Air Force (40: 87-47) on 3/8/25
Beat an opponent by 30+:	Air Force (40: 87-47) on 3/8/25
Beat an opponent by 40+:	Air Force (40: 87-47) on 3/8/25
Beat an opponent by 50+:	Westminster (64: 117-53) on 11/13/24
Beat an opponent by 60+:	Westminster (64: 117-53) on 11/13/24
Scored 90+:	105 vs San José State on 2/19/25
Scored 100+:	105 vs San José State on 2/19/25
Scored 100+ in back-to-back games:	101-46 vs Alcorn State (11/6/24)
	103-74 vs Charlotte (11/9/24)
	117-53 vs Westminster (11/13/24)
Made 35+ field goals:	San José State (38) on 2/19/25
Attempted 65+ field goals:	San José State (66) on 2/19/25
Had 10+ steals:	Air Force (10) on 3/8/25
Had 10+ blocks:	vs Colorado State, MWT (11) on 03/12/21
Had 20+ assists:	San José State (21) on 2/19/25
Had 25+ assists:	Nevada (27) on 1/22/25
Had 15+ turnovers:	at San Diego State (15) on 12/28/24
Had 20+ turnovers:	vs UNLV (21) on 1/17/23
Did not hit a 3-pointer:	at BYU on 12/16/06, a span of 608 games
Had two players record a double-double:	Karson Templin (18p/10r) & Drake Allen (11p/11a) vs Fresno State on 1/4/25
Had three players record a double-double:	Kevin Rice (10/11), Pharoah Davis (16/13) and Donnie Johnson (21/12) on 2/4/98 vs Nevada
Had two players score 20+:	Mason Falslev (27) & Ian Martinez (21) at New Mexico on 2/16/25
Had three players score 20+:	Akin (21), Funk (20), Shulga (20) on 11/17/22 at San Diego
Had five players score in double figures:	Martinez (22), Akanno (13), Falslev (13) Anderson (11), Albury (10) vs San José State on 2/19/25

## THE LAST TIME A UTAH STATE PLAYER...

Recorded a double-double:	Drake Allen (13p/10a) at New Mexico on 2/16/25
Recorded a double-double with assists:	Drake Allen (13/10) at New Mexico on 2/16/25
Recorded a triple-double:	Jon Judkins (11/11/10) on 3/5/88 vs Pacific
Led USU in points, rebounds and assists:	Mason Falslev (18/7/4) on 3/8/25 vs Air Force
Led USU in points, rebounds, assists and steals:	Mason Falslev (27/9/9/3) on 12/14/24 vs USF
Led USU in points, rebounds, assists and blocks:	Great Osobor (20/14/3/2) on 1/6/24 vs No. 13 Colorado State
Led USU in points, rebounds, blocks and steals:	Great Osobor (20/14/1/2) on 1/6/24 vs No. 13 Colorado State
Led USU in points, rebounds, assists, blocks and steals:	Great Osobor (20/14/3/1/2) on 1/6/24 vs No. 13 Colorado State
Scored 20+ points:	Dexter Akanno (26) on 2/22/25 vs San Diego State
Scored 30+ points:	Ian Martinez (30) on 2/7/25 at Fresno State
Scored 40+ points:	Jaycee Carroll (44) on 2/5/07 vs New Mexico State
Scored 50+ points:	Wayne Estes (52) on 15/15/62 vs. Regis
Non-starter scored 20+ points:	Josh Uduje (20) on 2/14/24 at Wyoming
Recorded 15+ rebounds:	Great Osobor (17) on 3/14/24 vs Fresno State
Recorded 20+ rebounds:	Spencer Butterfield (20) on 3/7/13 vs Texas State
Recorded 25+ rebounds:	Wayne Estes (25) on 12/15/64 at Colorado State
Recorded 10+ assists:	Drake Allen (10) on 2/16/25 at New Mexico
Recorded 15+ assists:	Oscar Williams (16) on 12/14/76 vs Utah
Recorded 5+ blocks:	Neemias Queta (7) on 03/19/21 Texas Tech, NCAA Tournament
Recorded 5+ steals:	Mason Falslev (5) on 2/16/25 at New Mexico
Made 10+ field goals:	Mason Falslev (10) on 2/16/25 at New Mexico
Made 15+ field goals:	Sam Merrill (15) on 3/5/19 at Colorado State
Attempted 15+ field goals:	Mason Falslev (15) on 2/26/25 at Boise State
Attempted 20+ field goals:	Justin Bean (20) on 03/04/21 vs Wyoming
Made 5+ 3-point field goals:	Dexter Akanno (7) on 2/22/25 vs San Diego State
Made 10+ 3-point field goals:	Jaycee Carroll (10) on 2/2/06 at New Mexico State
Attempted 10+ 3-point field goals:	Ian Martinez (12) on 1/22/25 vs Nevada
Attempted 15+ 3-point field goals:	Steven Ashworth (17) on 2/4/23 at Colorado State
Made 10+ free throws:	Dayton Albury (12) on 2/22/25 vs San Diego State
Made 15+ free throws:	Ian Martinez (16) on 11/18/24 vs Montana
Attempted 15+ free throws:	Ian Martinez (16) on 11/18/24 vs Montana
Attempted 20+ free throws:	Great Osobor (24) on 3/14/24 vs Fresno State
Played 40+ minutes:	Darius Brown II (40) on 3/22/24 vs TCU
Played 50+ minutes:	Greg Grant (50) on 1/2/86 at UNLV

## THE LAST TIME A UTAH STATE OPPONENT...

Scoring and Margin of Victory	
Scored 90+:	Colorado State 93, Utah State 66 on 3/1/25
Scored 100+:	Purdue 106, USU 67 on 3/24/24 at NCAA Tournament
Beat USU by 20+:	at Colorado State (27: 93-66) on 3/1/25
Beat USU by 30+:	vs Purdue (39: 106-67) on 3/24/24
Beat USU by 40+:	UNLV (43: 126-83) on 1/28/91
Beat USU by 50+:	at Illinois (51: 115-64) on 12/7/85
Shooting Percentages	
Shot over .500 field goals:	.582 at Colorado State on 3/1/25
Shot over .550 field goals:	.582 at Colorado State on 3/1/25
Shot over .600 field goals:	.632 vs Hawai'i on 12/29/10
Held USU under .300 field goals:	.262 at Nevada on 1/2/19
Held USU under .250 field goals:	.250 vs Nevada on 2/6/99
Assists, Turnovers, Blocks, Steals	
Had 20+ assists:	Colorado State (21) on 3/1/25
Had 25+ assists:	Purdue (29) on 3/4/15
Had 15+ turnovers:	Air Force (19) on 3/8/25
Had 20+ turnovers:	South Florida (22) on 12/14/24
Had 10+ blocks:	New Mexico (10) on 1/16/24
Had 0 blocks:	Air Force on 3/8/25
Had 10+ steals:	San Diego State (11) on 12/28/24
Had 0 steals:	San José State on 12/27/17

## THE LAST TIME A UTAH STATE OPPONENT...

Scored 30+ points:	Jaden Seymour (30) on 12/22/23 vs ETSU
Scored 40+ points:	Eric Williams Jr. (43) on 11/17/22 at San Diego
Recorded a double-double:	Nique Clifford (24/16) on 2/11/25 vs Colorado State
Made 10+ field goals:	Nick Davidson (10) on 2/6/24 vs Nevada
Made 5+ three-point field goals:	Tyler McGhie on 12/17/24 vs UC San Diego
Made 10+ free throws:	Aniwaniwa Tait-Jones (10) on 12/17/24 vs UC San Diego
Had 15+ rebounds:	Nique Clifford (16) on 2/11/25 vs Colorado State
Had 5+ steals:	Kenan Blackshear (5) on 1/13/23 at Nevada
Had 10+ steals:	Jeff Trepagnier (10) on 11/24/99 vs USC
Had 5+ blocks:	Joseph Nelly (5) on 1/16/24 at New Mexico
Had 10+ assists:	Obi Agbim (10) on 12/4/24 vs Wyoming



# HEAD COACH JERROD CALHOUN



## JERROD CALHOUN

Head Coach • 267-150 (13 Seasons) • First Season at Utah State • Cincinnati (2004)

Jerrod Calhoun was named the head men's basketball coach at Utah State on March 30, 2024. Calhoun spent the last seven seasons (2017-24) as the head coach at Youngstown State, where he logged a 118-106 (.527) record.

During his last two years at YSU, Calhoun's teams posted a 46-20 (.697) record, which included a 29-11 (.725) league mark, as the Penguins posted consecutive 20-win seasons for the first time in their Division I history. During his time at Youngstown State, Calhoun led the Penguins to the 2023 Horizon League regular season championship and three postseason appearances, including the 2023 National Invitation Tournament.

Calhoun also served as the head coach at Fairmont State for five seasons (2012-17), leading the Fighting Falcons to a 124-38 (.765) record and four appearances in the NCAA Division II Tournament, including a national runner-up finish in 2017.

During his time at Youngstown State, Calhoun led the Penguins to five-straight winning seasons for the first time in their Division I era (since 1981-82) after posting a 22-10 mark in 2023-24. During his last three years, the Penguins won a Horizon League-best 41 conference games and a league-high 65 games overall. YSU also won 41 home games over the last three years, including a Division I school record 14 games in each of its last two seasons.

Calhoun coached 12 all-Horizon League selections in his seven seasons at Youngstown State, including eight in the last three years. He was also the first coach in Youngstown State's Division I history to take the program to multiple postseasons as it participated in the 2023 National Invitation Tournament and the 2020 CollegeInsider.com Postseason Tournament, which was canceled due to COVID-19.

Along with posting a 22-10 record during the 2023-24 campaign, Calhoun also guided the Penguins to a 14-6 Horizon League record and a second-place finish. Youngstown State averaged 81.2 points per game and allowed just 70.9, both of which ranked second in the conference. The Penguins also made 282 3-pointers to rank as the second-most in school history.

Calhoun was the first coach in program history to lead Youngstown State to a regular-season conference title after guiding the Penguins to a 24-10 record and a 15-5 league mark en route to the Horizon League Championship in 2022-23. The 24 wins tied the program record for victories and the 15 Horizon League

wins set the record for conference victories. The Penguins' 24 wins were their most since 1963-64, while its 14 home wins were a Division I school record. For his efforts, Calhoun was named the 2023 Horizon League Men's Basketball Coach of the Year and the National Association of Basketball Coaches (NABC) District 12 Coach of the Year.

Prior to coaching at Youngstown State, Calhoun, a native of Cleveland, Ohio, spent five seasons as the head coach at Fairmont State and accumulated an overall record of 124-38 (.765). He guided FSU to the NCAA Division II Tournament in each of his last three years and four times overall. The Falcons won at least 20 games in each of his five seasons and won nearly 80 percent of their conference games.

The 2017 Mountain East Conference Coach of the Year, Calhoun directed the Fighting Falcons to an overall record of 34-3 and the program's first national runner-up finish in 2016-17. Fairmont State won its first conference championship in 21 years with a 21-1 record and received its first NCAA Division II No. 1 ranking since 1976. The program also won 30 or more games for the first time since 1974-75.

Calhoun was a successful assistant coach at Walsh (2004-07) and at West Virginia (2007-12) under Bob Huggins. He spent four years at WVU as the director of basketball operations before serving as an assistant coach in 2011-12. The Mountaineers went 19-14 during Calhoun's last season and advanced to the 2012 NCAA Tournament. During his five years in Morgantown, the Mountaineers posted an overall record of 120-36 with five NCAA Tournament appearances, including the 2010 Final Four and the 2008 Sweet 16.

Calhoun, a 2004 graduate of the University of Cincinnati, began his coaching career at Cincinnati in 2003-04, where he served as a student assistant under Huggins. That year, the Bearcats were 25-7 overall and advanced to the second round of the 2004 NCAA Tournament.

Calhoun played two years of college basketball at Cleveland State (2003-04) for Rolie Massimino and was a member of the Dean's List as well as the Student-Athlete Advisory Board.

Calhoun earned his bachelor's degree from Cincinnati, majoring in criminal justice and minoring in communications. He is married to the former Sarah McKenna and has a son, Jordan, and three daughters, Kennedy, Kendall, and Quinn.

### ABOUT COACH CALHOUN

#### Personal:

- Hometown - Cleveland, Ohio

#### Educational Background

- College - Cincinnati, 2004 (criminal justice)

#### Coaching Experience

- Head Coach - Utah State - 2024-pres.
- Head Coach - Youngstown State - 2017-24
- Head Coach - Fairmont State - 2012-17
- Assistant Coach - West Virginia - 2007-12
- Assistant Coach - Walsh - 2004-07
- Student Assistant - Cincinnati - 2003-04

#### Playing Experience

- Cleveland State (2001-03)

#### Calhoun's Coaching Record

2012-13	Fairmont State	23-9
2013-14	Fairmont State	20-10
2014-15	Fairmont State	22-11
2015-16	Fairmont State	25-5
2016-17	Fairmont State	34-3
<b>Five Seasons</b>		<b>124-48</b>
2017-18	Youngstown State	8-24
2018-19	Youngstown State	12-20
2019-20	Youngstown State	18-15
2020-21	Youngstown State	15-12
2021-22	Youngstown State	19-15
2022-23	Youngstown State	15-5
2023-24	Youngstown State	22-10
<b>Seven Seasons</b>		<b>118-106</b>
2024-25	Utah State	25-6
<b>13 Seasons</b>		<b>267-150</b>

### COACH CALHOUN VS THE NATION (DI OPPONENTS ONLY)

Air Force	2-0	Dayton	0-1	Louisville	0-1	Northern Kentucky	3-12	SEMO	2-0	UT Martin	1-0
Akron	0-2	DePaul	0-1	Mercyhurst	2-0	Notre Dame	0-1	SIUE	0-1	Western Michigan	1-2
Alcorn State	1-0	Detroit Mercy	9-5	Michigan	0-1	Oakland	6-10	South Dakota	0-1	Western Illinois	1-0
Bellarmine	1-2	Florida International	0-1	Milwaukee	10-3	Ohio	1-1	South Florida	1-0	West Virginia	0-3
Binghamton	3-0	Fordham	0-1	Montana	1-0	Ohio State	0-1	Southern	1-0	Wright State	7-7
Boise State	1-1	Fresno State	2-1	Morgan State	1-0	Oklahoma State	0-1	Southern Miss	0-1	Wyoming	2-0
Butler	0-1	Green Bay	9-5	Navy	1-1	Penn State	0-1	St. Bonaventure	1-0		
Canisius	2-1	Idaho State	0-1	N.C. Central	1-0	Pittsburgh	0-1	UC San Diego	1-1		
Central Michigan	2-2	Indiana	0-1	Nevada	2-0	Purdue Fort Wayne	4-4	UIC	6-6		
Charlotte	1-0	Iowa	1-0	New Mexico	0-2	Robert Morris	7-5	UNLV	1-1		
Cleveland State	4-12	IUPUI	13-1	Niagra	0-1	Saint Mary's	1-0	USC Upstate	1-0		
Colorado State	1-1	Kent State	0-2	North Texas	1-0	San Diego State	2-0	Utah State	0-1		
Columbia	1-0	Louisiana	0-2	Northern Colorado	0-1	San José State	2-0	Utah Tech	2-0		



## ERIC HAUT

Associate Head Coach • First Season at Utah State • Kent State (2004)

- Coached against Jerrod Calhoun in the Horizon League as the associate head coach at Northern Kentucky (2021-24), and was an assistant at Northern Kentucky before that (2019-21).
- Helped the Norse to three Horizon League title game appearances and a 98-56 (.636) overall record.
- Spent 10 years in two stints on staff at his alma mater, Kent State (2006-08, 2011-19), including three years as the associate head coach (2016-19).
- Also spent three seasons as an assistant coach at TCU (2008-11).
- As a player at Kent State, led the Golden Flashes to an NCAA Tournament Elite Eight in 2002.
- Coaches Utah State's defense.
- Originally from Lansing, Michigan.



## MANTORIS ROBINSON

Assistant Coach • First Season • Winthrop (2010)

- Followed coach Jerrod Calhoun from Youngstown State, where he served as an assistant coach for two seasons (2022-24).
- Helped the Penguins to the first back-to-back 20-win seasons in their Division I History as the team went a combined 46-20 (.697). In 2022-23, the team tied the program record for most wins in a season with 24.
- Mentored six players to all-Horizon League honors while at YSU.
- Also had stints as an assistant coach at East Tennessee State (2021-22), Charleston (2018-21) and Appalachian State (2014-18).
- First full-time coaching job was as an assistant under Calhoun at Fairmont State (2012-14).
- Played at Winthrop (2006-10), where he was the two-time Big South Defensive Player of the Year. He helped lead the Eagles to three NCAA Tournament appearances, including a first-round win over Notre Dame in 2007.
- Originally from Charlotte, North Carolina.



## ERIC DANIELS

Assistant Coach • First Season • Johnson & Wales (2008)

- Spent the past five seasons as an assistant coach at Weber State (2019-24). While there, he helped guide the Wildcats to winning seasons and top-four Big Sky finishes each of the past four years.
- Mentored seven players to 11 all-Big Sky honors while at Weber State, including 2023-24 league MVP and first round NBA draft pick Dillon Jones.
- Currently at his fourth school in Utah. Along with Utah State and Weber State, he also served as an assistant at Utah Valley (2015-19) and Southern Utah (2008-09).
- Spent one season on the basketball operations staff for the NBA's Orlando Magic (2014-15).
- Also worked as an assistant for five seasons at Regis (2009-14).
- Father, Donny Daniels, was a longtime college coach who was an assistant at UCLA, Gonzaga and Utah, as well as the head coach at Cal State Fullerton.
- Originally from Salt Lake City.



## BEN ASHER

Assistant Coach • First Season • West Virginia (2013)

- Came with coach Jerrod Calhoun from Youngstown State, where he was an assistant coach for the past three seasons (2021-24).
- Was named one of the Rising Stars for Mid-Major Assistant Coaches in Division I Basketball in 2024 and one of the Most Impactful Mid-Major Assistant Coaches in 2022 and 2023 by Silver Waves Media.
- Was named to the National Association of Basketball Coaches (NABC) 30-Under-30 Team in 2020.
- Spent five years on staff at Rutgers, first serving as a special assistant to the head coach (2016-19) before being promoted to the team's director of basketball operations and recruiting (2019-21).
- Also served as the director of basketball operations at Siena for one year (2015-16).
- Originally from Oyster Bay, New York.



#0 BRADEN HOUSLEY

#0 Braden Housley

6-4 • 180 • Sophomore • Guard  
Lehi, Utah • Skyridge HS | Southern Utah

CAREER SUPERLATIVES (AT USU)

FT < 1 min	Charges Drawn	Dunks
-	-	-

CAREER STATISTICS

	GP-GS	Min	Avg	FG-FGA	Pct	3FG-FGA	Pct	FT-FTA	Pct	Off	Def	Tot	Avg	PF	FO	A	TO	Blk	Stl	Pts	Avg
2023-24*	31-31	1075	34.7	114-302	.377	41-151	.272	66-105	.629	15	92	107	3.5	87	3	111	70	13	49	335	10.8
2024-25	3-0	23	7.8	3-3	1.000	2-2	1.000	0-0	.000	1	1	2	0.7	5	0	2	0	0	2	8	2.7
Total	34-31	1099	32.3	117-305	.384	43-153	.281	66-105	.629	16	93	109	3.2	92	3	113	70	13	51	343	10.1

\* Southern Utah

HOUSLEY'S SEASON/CAREER SUPERLATIVES

Double-Figure Scoring:	-	/	18 times
20+ Points:	-	/	4 times
30+ Points:	-	/	-
5+ Rebounds:	-	/	7 times
10+ Rebounds:	-	/	-
5+ Assists:	-	/	10 times
10+ Assists:	-	/	-
Multiple Steals:	-	/	12 times
Multiple Blocks:	-	/	2 times
Double-Doubles:	-	/	-

CAREER HONORS

- WAC All-Freshman Team (2023-24)

BEEHIVE STATE BALLERS

Housley is one of six players on USU's 2024-25 roster hailing from the state of Utah. The Lehi native played his prep ball at Skyridge High School.

WAC ALL-FRESHMAN TEAM

Housley spent his freshman year at Southern Utah in 2023-24, earning WAC All-Freshman Team accolades after averaging 10.8 points, 3.6 assists, 3.5 rebounds and 1.6 steals per game, while playing a team-high 34.7 minutes per game.

FALCON LEGEND

An all-state and all-region honoree at Skyridge High School, Housley set the single season school record with 164 assists as a senior. His 127 career steals are also a school best.

HOUSLEY GAME-BY-GAME IN 2024-25

Date	Opponent	MIN	FG	3FG	FT	O-D-T	PF	A	TO	B	S	TP
O18	Weber State (Exh.)	6	1-2	0-1	0-0	0-1-1	1	0	1	0	0	2
N6	Alcorn State	9	2-2	2-2	0-0	1-1-2	3	1	0	0	1	6
N9	Charlotte	2	0-0	0-0	0-0	0-0-0	0	0	0	0	0	0
N13	Westminster	12	1-1	0-0	0-0	0-0-0	2	1	0	0	1	2
N18	Montana	DNP										
N22	vs Iowa	DNP										
N28	vs St. Bonaventure	DNP										
N29	vs North Texas	DNP										
D4	Wyoming*	DNP										
D7	Utah Tech	DNP										
D14	South Florida	DNP										
D17	UC San Diego	DNP										
D22	at Saint Mary's	DNP										
D28	at San Diego State*	DNP										
D31	at Nevada*	DNP										
J4	Fresno State*	DNP										
J7	at San José State*	DNP										
J11	Boise State*	DNP										
J15	at UNLV*	DNP										
J22	Nevada*	DNP										
J25	at Air Force*	DNP										
J29	UNLV*	DNP										
F1	New Mexico*	DNP										
F4	at Wyoming*	DNP										
F7	at Fresno State*	DNP										
F11	Colorado State*	DNP										
F16	at New Mexico*	DNP										
F19	San José State*	DNP										
F22	San Diego State*	DNP										
F26	at Boise State*	DNP										
M1	at Colorado State*	DNP										
M8	Air Force*	DNP										

^ = Starter / \* = MW game / # = MW Tournament Game

HOUSLEY'S SEASON HIGHS

Points	6 vs Alcorn State (11/6/24)
FG Made	2 vs Alcorn State (11/6/24)
FG ATT	2 vs Alcorn State (11/6/24)
3PT FG Made	2 vs Alcorn State (11/6/24)
3PT FG ATT	2 vs Alcorn State (11/6/24)
FT Made	-
FT ATT	-
Rebounds	2 vs Alcorn State (11/6/24)
Assists	1 (2) vs Westminster (11/13/24)
Blocks	-
Steals	1 (2) vs Westminster (11/13/24)
Minutes	12 vs Westminster (11/13/24)

HOUSLEY'S CAREER HIGHS

Points	23 at Utah (12/5/23)*
FG Made	8 at Utah (12/5/23)*
FG ATT	16 at CSU Bakersfield (11/6/23)*
3PT FG Made	4 at Utah (12/5/23)*
3PT FG ATT	9 at Utah (12/5/23)*
FT Made	8 vs Antelope Valley (12/30/23)*
FT ATT	11 at Montana State (12/19/23)*
Rebounds	8 vs Grand Canyon (1/4/24)*
Assists	8 at UTRGV (3/9/24)*
Blocks	2 vs UT Arlington (2/1/24)*
Steals	4 vs Antelope Valley (12/30/23)*
Minutes	45 at Montana State (12/19/23)*

\*at Southern Utah



#1 Pavle Stosic

6-9 • 215 • Sophomore • Forward  
Niš, Serbia • Gonzaga

CAREER SUPERLATIVES (AT USU)

FT < 1 min	Charges Drawn	Dunks
-	-	-

CAREER STATISTICS

	GP-GS	Min	Avg	FG-FGA	Pct	3FG-FGA	Pct	FT-FTA	Pct	Off	Def	Tot	Avg	PF	FO	A	TO	Blk	Stl	Pts	Avg
2023-24*	14-0	46	3.3	6-16	.375	0-6	.000	2-4	.500	4	7	11	0.8	11	0	2	5	3	1	14	1.0
2024-25	-	-	-	-	-	-	-	-	-	-	-	-	-	-	-	-	-	-	-	-	-
Total	14-0	46	3.3	6-16	.375	0-6	.000	2-4	.500	4	7	11	0.8	11	0	2	5	3	1	14	1.0

\* - Gonzaga

STOSIC GAME-BY-GAME IN 2024-25

Date	Opponent	MIN	FG	3FG	FT	O-D-T	PF	A	TO	B	S	TP
O18	Weber State (Exh.)	DNP										
N6	Alcorn State	DNP										
N9	Charlotte	DNP										
N13	Westminster	DNP										
N18	Montana	DNP										
N22	vs Iowa	DNP										
N28	vs St. Bonaventure	DNP										
N29	vs North Texas	DNP										
D4	Wyoming*	DNP										
D7	Utah Tech	DNP										
D14	South Florida	DNP										
D17	UC San Diego	DNP										
D22	at Saint Mary's	DNP										
D28	at San Diego State*	DNP										
D31	at Nevada*	DNP										
J4	Fresno State*	DNP										
J7	at San José State*	DNP										
J11	Boise State*	DNP										
J15	at UNLV*	DNP										
J22	Nevada*	DNP										
J25	at Air Force*	DNP										
J29	UNLV*	DNP										
F1	New Mexico*	DNP										
F4	at Wyoming*	DNP										
F7	at Fresno State*	DNP										
F11	Colorado State*	DNP										
F16	at New Mexico*	DNP										
F19	San José State*	DNP										
F22	San Diego State*	DNP										
F26	at Boise State*	DNP										
M1	at Colorado State*	DNP										
M8	Air Force*	DNP										

^ = Starter / \* = MW game / # = MW Tournament Game

STOSIC'S SEASON HIGHS

Points	-
FG Made	-
FG ATT	-
3PT FG Made	-
3PT FG ATT	-
FT Made	-
FT ATT	-
Rebounds	-
Assists	-
Blocks	-
Steals	-
Minutes	-

STOSIC'S CAREER HIGHS

4 (2) vs Pacific (2/17/24)*
2 vs Arkansas-Pine Bluff (12/5/23)*
4 vs Eastern Oregon (11/14/23)*
N/A
2 vs Eastern Oregon (11/14/23)*
2 vs Pacific (2/17/24)*
2 (2) vs Pacific (2/17/24)*
3 vs Arkansas-Pine Bluff (12/5/23)*
1 (2) vs San Diego (1/20/24)*
2 vs Eastern Oregon (11/14/23)*
1 vs Pepperdine (1/4/24)*
8 (2) vs Arkansas-Pine Bluff (12/5/23)*

\*at Gonzaga

STOSIC'S SEASON/CAREER SUPERLATIVES

Double-Figure Scoring:	-	/	-
20+ Points:	-	/	-
30+ Points:	-	/	-
5+ Rebounds:	-	/	-
10+ Rebounds:	-	/	-
5+ Assists:	-	/	-
10+ Assists:	-	/	-
Multiple Steals:	-	/	-
Multiple Blocks:	-	/	1 time
Double-Doubles:	-	/	-

INTERNATIONAL CONNECTION

Hailing from Niš, Serbia, Stosic is one of four international players on Utah State's 2024-25 roster.

EUROPEAN FLAIR

Before beginning his collegiate career, Stosic played two seasons in Spain, while also representing his home country as he played with the Serbian Top 18 national team.

HOW DO YOU SAY THAT?

PAW-vlay STO-sitch

# #2 TUCKER ANDERSON



## #2 Tucker Anderson

6-9 • 190 • Sophomore • Wing

Centerton, Arkansas • Bentonville West HS | Central Arkansas

### CAREER SUPERLATIVES (AT USU)

FT < 1 min	Charges Drawn	Dunks
3-3	-	6

### CAREER STATISTICS

	GP-GS	Min	Avg	FG-FGA	Pct	3FG-FGA	Pct	FT-FTA	Pct	Off	Def	Tot	Avg	PF	FO	A	TO	Blk	Stl	Pts Avg
2023-24*	31-29	955	30.8	148-357	.415	75-197	.381	78-96	.813	26	89	115	3.7	73	1	45	36	14	27	44.9 14.5
2024-25	31-8	525	16.9	64-170	.376	34-119	.286	24-29	.828	19	43	62	2.0	35	0	23	11	10	13	18.6 6.0
Total	62-37	1480	23.9	212-527	.402	109-316	.345	102-125	.816	45	132	177	2.9	108	1	68	47	24	40	63.5 10.2

\* - Central Arkansas

### ANDERSON GAME-BY-GAME IN 2024-25

Date	Opponent	MIN	FG	3FG	FT	O-D-T	PF	A	TO	B	S	TP
O18	Weber State (Exh.)	19	0-8	0-5	2-2	1-3-4	4	2	0	1	0	2
N6	Alcorn State	16	4-12	2-9	2-2	1-2-3	1	1	0	0	1	12
N9	Charlotte	16	3-8	0-5	0-0	0-2-2	0	1	0	0	0	6
N13	Westminster	21	3-9	3-7	2-3	2-1-3	1	2	0	0	0	11
N18	Montana	12	1-2	0-1	0-0	0-4-4	0	0	0	0	0	2
N22	vs Iowa	27	3-8	1-5	3-3	0-5-5	3	1	1	1	5	10
N28	vs St. Bonaventure	10	0-3	0-1	0-0	4-1-5	0	0	0	0	0	0
N29	vs North Texas	15	1-4	0-3	0-0	0-1-1	0	0	0	1	0	2
D4	Wyoming*	10	1-1	0-0	0-0	0-0-0	0	0	0	0	0	2
D7	Utah Tech	21	3-8	1-5	0-0	0-4-4	1	0	0	0	0	7
D14	South Florida	9	1-4	1-4	0-0	0-1-1	2	1	0	0	0	3
D17	UC San Diego	21	1-5	0-3	0-0	0-2-2	1	1	3	1	0	2
D22	at Saint Mary's	10	1-1	1-1	0-0	0-2-2	0	1	0	0	0	3
D28	at San Diego State*	22	4-8	4-7	2-2	0-2-2	3	0	1	0	1	14
D31	at Nevada*	26	5-9	1-5	5-5	0-1-1	2	3	0	0	0	16
J4	Fresno State*	15^	1-6	0-5	1-1	0-0-1	1	2	0	0	0	3
J7	at San José State*	32^	6-12	3-7	0-0	1-2-3	4	2	0	0	2	15
J11	Boise State*	13^	0-2	0-1	0-0	0-0-0	1	1	0	1	0	0
J15	at UNLV*	27^	6-12	4-8	3-6	4-1-5	3	2	0	0	0	19
J22	Nevada*	20^	3-7	2-6	0-0	1-0-1	2	0	0	0	1	8
J25	at Air Force*	19^	4-8	2-6	0-0	0-1-1	0	0	0	2	0	10
J29	UNLV*	10^	0-3	0-1	0-0	2-1-3	0	1	1	1	0	0
F1	New Mexico*	4^	0-2	0-1	0-0	0-0-0	1	0	0	0	0	0
F4	at Wyoming*	5	0-2	0-2	0-0	0-0-0	0	1	0	0	0	0
F7	at Fresno State*	20	1-3	1-3	0-0	0-0-0	2	1	2	0	1	3
F11	Colorado State*	17	0-1	0-1	0-0	0-2-2	2	1	0	1	1	0
F16	at New Mexico*	14	1-2	1-2	0-0	0-1-1	1	0	0	1	0	3
F19	San José State*	24	4-7	3-6	0-0	0-2-2	3	0	0	1	1	11
F22	San Diego State*	25	1-6	1-6	0-0	0-2-2	0	1	0	0	0	3
F26	at Boise State*	16	2-5	0-0	2-2	3-1-4	0	0	0	0	0	6
M1	at Colorado State*	19	2-6	1-4	2-3	0-2-2	1	0	2	0	0	7
M8	Air Force*	11	2-4	2-4	2-2	1-0-1	0	0	1	0	0	8

^ = Starter / \* = MW game / # = MW Tournament Game

### ANDERSON'S SEASON HIGHS

Points	19 at UNLV (1/15/25)
FG Made	6 (2) at UNLV (1/15/25)
FG ATT	12 (3) at UNLV (1/15/25)
3PT FG Made	4 (2) at UNLV (1/15/25)
3PT FG ATT	9 vs Alcorn State (11/6/24)
FT Made	5 at Nevada (12/31/24)
FT ATT	6 at UNLV (1/15/25)
Rebounds	5 (2) at UNLV (1/15/25)
Assists	3 at Nevada (12/31/24)
Blocks	2 at Air Force (1/25/25)
Steals	5 vs Iowa (11/22/24)
Minutes	32 at San José State (1/7/25)

### ANDERSON'S CAREER HIGHS

26 at Lipscomb (1/18/24)*
8 (3) at Lipscomb (1/18/24)*
19 vs Arkansas-Pine Bluff (11/13/23)*
6 (2) at Lipscomb (1/18/24)*
14 vs Arkansas-Pine Bluff (11/13/23)*
8 vs North Alabama (3/1/24)*
10 vs Kennesaw State (1/27/24)*
8 (2) vs Austin Peay (2/15/24)*
5 at Eastern Illinois (12/10/23)*
2 (4) at Air Force (1/25/25)
5 vs Iowa (11/22/24)
38 vs Western Illinois (12/20/23)*

\*at Central Arkansas

### ANDERSON'S SEASON/CAREER SUPERLATIVES

Double-Figure Scoring:	9 times	/	32 times
20+ Points:	-	/	7 times
30+ Points:	-	/	-
5+ Rebounds:	2 times	/	11 times
10+ Rebounds:	-	/	-
5+ Assists:	-	/	1 time
10+ Assists:	-	/	-
Multiple Steals:	2 times	/	8 times
Multiple Blocks:	1 time	/	4 times
Double-Doubles:	-	/	-

### CAREER HONORS

- ASUN Freshman of the Year (2023-24)
- ASUN Newcomer of the Week (1/8/24)

### FRESHMAN OF THE YEAR

While at Central Arkansas last season, Anderson was named the Atlantic Sun Conference Freshman of the Year. As a true freshman, he started 29 games while averaging 14.5 points, 3.7 rebounds and 1.5 assists per contest.

### IT RUNS IN THE FAMILY

Tucker's mom, Sheila, played basketball at Tennessee from 1985-89 and was an integral part of the program's first national championship teams in 1987 and 1989.

### TIGER LEGEND

Anderson is the all-time leading scorer at Bentonville West High School, where he was a McDonald's All-America nominee and was named the Arkansas 6A West Conference Player of the Year as a senior after averaging 23.0 points and 7.0 rebounds per game.





#3 Jaxon Smith

6-2 • 188 • Redshirt Freshman • Guard  
Bountiful, Utah • Woods Cross HS

CAREER SUPERLATIVES

FT < 1 min	Charges Drawn	Dunks
-	-	-

CAREER STATISTICS

	GP-GS	Min	Avg	FG-FGA	Pct	3FG-FGA	Pct	FT-FTA	Pct	Off	Def	Tot	Avg	PF	FO	A	TO	Blk	Stl	Pts	Avg
2023-24	Redshirt																				
2024-25		11-0	27	2.4	4-12	.333	4-11	.364	2-2	1.000	0	1	1	0.1	1	0	1	0	0	14	1.3
Total		11-0	27	2.4	4-12	.333	4-11	.364	2-2	1.000	0	1	1	0.1	1	0	1	0	0	14	1.3

SMITH GAME-BY-GAME IN 2024-25

Date	Opponent	MIN	FG	3FG	FT	O-D-T	PF	A	TO	B	S	TP
O18	Weber State (Exh.)	2	1-2	0-1	0-0	0-0-0	0	0	0	0	0	2
N6	Alcorn State	3	1-2	1-2	0-0	0-0-0	0	0	0	0	0	3
N9	Charlotte	2	0-1	0-0	0-0	0-0-0	1	1	0	0	0	0
N13	Westminster	3	0-1	0-1	0-0	0-0-0	0	0	0	0	0	0
N18	Montana	DNP										
N22	vs Iowa	DNP										
N28	vs St. Bonaventure	DNP										
N29	vs North Texas	DNP										
D4	Wyoming*	DNP										
D7	Utah Tech	2	0-1	0-1	2-2	0-1-1	0	0	0	0	0	2
D14	South Florida	1	0-0	0-0	0-0	0-0-0	0	0	0	0	0	0
D17	UC San Diego	DNP										
D22	at Saint Mary's	DNP										
D28	at San Diego State*	DNP										
D31	at Nevada*	DNP										
J4	Fresno State*	DNP										
J7	at San José State*	DNP										
J11	Boise State*	DNP										
J15	at UNLV*	DNP										
J22	Nevada*	1	0-0	0-0	0-0	0-0	0	0	0	0	0	0
J25	at Air Force*	2	1-1	1-1	0-0	0-0-0	0	0	0	0	0	3
J29	UNLV*	DNP										
F1	New Mexico*	1	0-1	0-1	0-0	0-0-0	0	0	0	0	0	0
F4	at Wyoming*	DNP										
F7	at Fresno State*	DNP										
F11	Colorado State*	DNP										
F16	at New Mexico*	DNP										
F19	San José State*	3	1-2	1-2	0-0	0-0-0	0	0	0	0	0	3
F22	San Diego State*	DNP										
F26	at Boise State*	DNP										
M1	at Colorado State*	4	0-1	0-1	0-0	0-0-0	0	0	0	0	0	0
M8	Air Force*	3	1-2	1-2	0-0	0-0-0	0	0	0	0	0	3

^ = Starter / \* = MW game / # = MW Tournament Game

SMITH'S SEASON HIGHS

Points	3 (4) vs Air Force (3/8/25)
FG Made	1 (4) vs Air Force (3/8/25)
FG ATT	2 (3) vs Air Force (3/8/25)
3PT FG Made	1 (4) vs Air Force (3/8/25)
3PT FG ATT	2 (3) vs Air Force (3/8/25)
FT Made	2 vs Utah Tech (12/7/24)
FT ATT	2 vs Utah Tech (12/7/24)
Rebounds	1 vs Utah Tech (12/7/24)
Assists	1 vs Charlotte (11/9/24)
Blocks	-
Steals	-
Minutes	4 at Colorado State (3/1/25)

SMITH'S CAREER HIGHS

Points	3 (4) vs Air Force (3/8/25)
FG Made	1 (4) vs Air Force (3/8/25)
FG ATT	2 (3) vs Air Force (3/8/25)
3PT FG Made	1 (4) vs Air Force (3/8/25)
3PT FG ATT	2 (3) vs Air Force (3/8/25)
FT Made	2 vs Utah Tech (12/7/24)
FT ATT	2 vs Utah Tech (12/7/24)
Rebounds	1 vs Utah Tech (12/7/24)
Assists	1 vs Charlotte (11/9/24)
Blocks	-
Steals	-
Minutes	4 at Colorado State (3/1/25)

SMITH'S SEASON/CAREER SUPERLATIVES

Double-Figure Scoring:	-	/	-
20+ Points:	-	/	-
30+ Points:	-	/	-
5+ Rebounds:	-	/	-
10+ Rebounds:	-	/	-
5+ Assists:	-	/	-
10+ Assists:	-	/	-
Multiple Steals:	-	/	-
Multiple Blocks:	-	/	-
Double-Doubles:	-	/	-

BEEHIVE STATE BALLERS

Smith is one of six players on USU's 2024-25 roster hailing from the state of Utah. The Bountiful native played his prep ball at Woods Cross High School.

WELCOME BACK

Smith is one of five returners on the 2024-25 roster.

REGION MVP

Smith was named the region MVP and second-team all-state as a senior, leading Woods Cross High School to win the regional championship.



# #4 IAN MARTINEZ

## #4 Ian Martinez

6-3 • 185 • 5th Year • Guard

Heredia, Costa Rica • JSerra Catholic | Maryland

### CAREER SUPERLATIVES (AT USU)

FT < 1 min	Charges Drawn	Dunks
46-53	1	29

### CAREER STATISTICS

	GP-GS	Min	Avg	FG-FGA	Pct	3FG-FGA	Pct	FT-FTA	Pct	Off	Def	Tot	Avg	PF	FO	A	TO	Blk	Stl	Pts	Avg
2020-21*	25-0	396	15.8	46-93	.495	11-34	.324	26-31	.839	6	41	47	1.9	50	2	20	19	17	14	129	5.2
2021-22#	28-1	351	12.5	27-82	.329	8-30	.267	17-24	.708	5	41	46	1.6	35	1	31	23	7	22	79	2.8
2022-23#	35-2	624	17.8	67-150	.447	25-62	.403	39-49	.796	22	66	88	2.5	79	2	20	31	10	14	198	5.7
2023-24	34-29	1045	30.7	143-302	.474	53-139	.381	113-132	.856	12	11	123	3.6	88	2	60	60	27	29	452	13.3
2024-25	31-31	913	29.5	155-344	.451	72-189	.381	143-161	.888	23	81	104	3.4	61	0	86	53	10	31	525	16.9
Total	153-63	3333	21.8	438-971	.451	169-454	.372	338-397	.851	68	340	408	2.7	313	7	217	186	71	109	1383	9.0

\* - Utah | # - Maryland

### MARTINEZ GAME-BY-GAME IN 2024-25

Date	Opponent	MIN	FG	3FG	FT	O-D-T	PF	A	TO	B	S	TP
O18	Weber State (Exh.)	20^	6-10	0-2	5-6	2-1-3	4	0	1	2	1	17
N6	Alcorn State	19^	3-5	2-4	4-4	1-0-1	0	4	0	1	1	12
N9	Charlotte	28^	7-13	1-4	8-10	3-1-4	2	4	1	0	1	23
N13	Westminster	21^	7-10	7-9	3-3	0-2-2	0	4	2	0	1	24
N18	Montana	36^	6-15	4-8	16-16	4-3-7	1	3	0	0	1	32
N22	vs Iowa	26^	6-15	1-4	0-0	2-4-6	4	6	3	1	3	13
N28	vs St. Bonaventure	34^	2-10	1-6	9-10	0-2-2	1	2	0	1	2	14
N29	vs North Texas	32^	2-9	1-3	7-8	1-2-3	2	2	4	0	0	12
D4	Wyoming*	34^	6-15	3-6	8-8	2-3-5	2	0	2	2	1	23
D7	Utah Tech	24^	4-10	2-7	3-5	0-0-0	1	5	0	1	0	13
D14	South Florida	29^	4-12	1-6	6-6	0-0-0	3	5	3	0	2	15
D17	UC San Diego	33^	4-17	2-11	2-2	0-1-1	4	1	2	0	1	12
D22	at Saint Mary's	37^	4-10	0-4	3-4	0-6-6	2	5	6	0	0	11
D28	at San Diego State*	32^	5-13	2-9	5-5	0-5-5	2	1	2	0	0	17
D31	at Nevada*	24^	6-11	1-6	4-4	0-2-2	3	3	2	0	0	17
J4	Fresno State*	29^	5-11	3-7	3-3	2-4-6	2	3	1	0	2	16
J7	at San José State*	31^	5-12	1-4	3-4	1-4-5	1	4	0	0	0	14
J11	Boise State*	34^	6-11	5-7	1-1	0-3-3	0	3	3	0	0	18
J15	at UNLV*	33^	5-11	2-7	3-4	0-1-1	3	1	1	0	1	15
J22	Nevada*	31^	8-12	7-9	0-0	0-0-0	2	3	0	0	0	23
J25	at Air Force*	21^	5-9	4-7	2-2	0-1-1	0	1	1	0	1	16
J29	UNLV*	28^	2-6	1-3	5-8	0-5-5	3	2	1	0	1	10
F1	New Mexico*	26^	4-12	0-7	2-7	0-5-5	4	4	1	0	1	10
F4	at Wyoming*	33^	5-11	0-5	9-9	0-4-4	3	2	3	0	1	19
F7	at Fresno State*	34^	10-14	3-6	7-7	4-4-8	2	3	4	2	1	30
F11	Colorado State*	18^	4-8	4-7	2-2	0-3-3	2	2	0	0	0	14
F16	at New Mexico*	36^	7-15	4-9	3-3	1-3-4	2	3	1	1	1	21
F19	San José State*	24^	7-9	2-3	6-6	0-3-3	3	3	1	0	3	22
F22	San Diego State*	33^	4-9	3-6	7-7	0-4-4	4	3	3	0	0	18
F26	at Boise State*	32^	3-9	1-4	3-3	0-1-1	2	0	2	0	0	10
M1	at Colorado State*	30^	4-9	1-3	8-9	2-0-2	1	1	4	1	3	17
M8	Air Force*	32^	5-11	3-8	1-1	0-5-5	0	3	0	0	2	14

^ = Starter / \* = MW game / # = MW Tournament Game

### MARTINEZ'S SEASON HIGHS

Points	32 vs Montana (11/18/24)
FG Made	10 at Fresno State (2/7/25)
FG ATT	17 vs UC San Diego (12/17/24)
3PT FG Made	7 (2) vs Nevada (1/22/25)
3PT FG ATT	11 vs UC San Diego (12/17/24)
FT Made	16 vs Montana (11/18/24)
FT ATT	16 vs Montana (11/18/24)
Rebounds	8 at Fresno State (2/7/25)
Assists	6 vs Iowa (11/22/24)
Blocks	2 (2) at Fresno State (2/7/25)
Steals	3 (3) at Colorado State (3/1/25)
Minutes	37 at Saint Mary's (12/22/24)

### MARTINEZ'S CAREER HIGHS

Points	32 vs Montana (11/18/24)
FG Made	10 at Fresno State (2/7/25)
FG ATT	17 vs UC San Diego (12/17/24)
3PT FG Made	7 (2) vs Nevada (1/22/25)
3PT FG ATT	11 vs UC San Diego (12/17/24)
FT Made	16 vs Montana (11/18/24)
FT ATT	16 vs Montana (11/18/24)
Rebounds	8 (2) at Fresno State (2/7/25)
Assists	6 (2) vs Iowa (11/22/24)
Blocks	3 (3) at New Mexico (1/16/24)
Steals	5 vs San Francisco (12/16/23)
Minutes	41 at Boise State (1/27/24)

### MARTINEZ'S SEASON/CAREER SUPERLATIVES

Double-Figure Scoring:	31 times / 66 times
20+ Points:	9 times / 17 times
30+ Points:	2 times / 2 times
5+ Rebounds:	11 times / 31 times
10+ Rebounds:	- / -
5+ Assists:	4 times / 7 times
10+ Assists:	- / -
Multiple Steals:	7 times / 20 times
Multiple Blocks:	2 times / 15 times
Double-Doubles:	- / -

### CAREER HONORS

- Honorable Mention All-Mountain West (2023-24)
- Preseason All-Mountain West (2024-25)
- MW Player of the Week (12/18/23)

### PRESEASON ACCOLADES

Martinez was named to the 2024-25 preseason all-Mountain West team, the lone Aggie to do so.

### INTERNATIONAL CONNECTION

Hailing from Heredia, Costa Rica, Martinez is one of four international players on Utah State's 2024-25 roster.

### WELCOME BACK

Martinez is one of five returning players and one of three returning starters on the 2024-25 roster.

### HONORABLE MENTION ALL-MOUNTAIN WEST

Martinez was an honorable mention all-Mountain West honoree for the 2023-24 campaign after averaging 13.3 points, 3.6 rebounds and 1.8 assists per game.

### BASKETBALL DNA

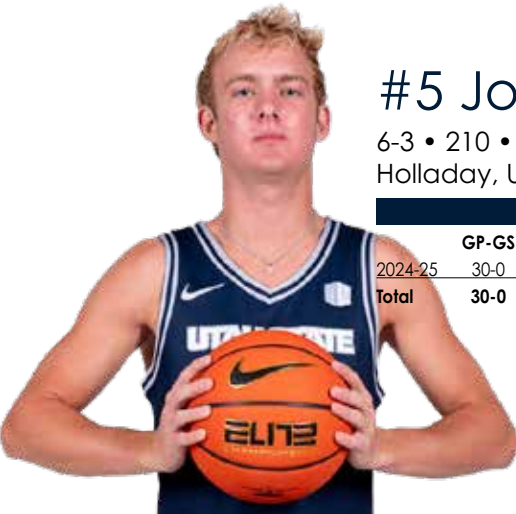
Martinez's father, Henry, was an assistant men's basketball coach at Utah for two seasons (2019-21) and spent 15 years with an affiliation as a player and a coach with the Costa Rican National Team. His parents, who both played college basketball, started the ProBasket Academy in Costa Rica in 2002 with the purpose of promoting and developing basketball in the country. His brother, Avery, also played collegiate basketball.

### BACK TO THE BEEHIVE STATE

Martinez began his collegiate career in the state of Utah, playing for the Utes during the 2020-21 campaign.

### AYE AYE, CAPTAIN

Martinez is one of three team captains this season, along with Mason Falslev and Drake Allen.



#5 Jordy Barnes

6-3 • 210 • Freshman • Guard  
Holladay, Utah • Olympus HS

CAREER SUPERLATIVES

FT < 1 min	Charges Drawn	Dunks
-	-	-

CAREER STATISTICS

	GP-GS	Min	Avg	FG-FGA	Pct	3FG-FGA	Pct	FT-FTA	Pct	Off	Def	Tot	Avg	PF	FO	A	TO	Blk	Stl	Pts	Avg
2024-25	30-0	351	11.7	20-48	.417	9-25	.360	0-1	.000	6	19	25	0.8	36	0	70	24	0	35	49	1.6
Total	30-0	351	11.7	20-48	.417	9-25	.360	0-1	.000	6	19	25	0.8	36	0	70	24	0	35	49	1.6

BARNES' SEASON/CAREER SUPERLATIVES

Double-Figure Scoring:	2 times	/	2 times
20+ Points:	-	/	-
30+ Points:	-	/	-
5+ Rebounds:	-	/	-
10+ Rebounds:	-	/	-
5+ Assists:	3 times	/	3 times
10+ Assists:	-	/	-
Multiple Steals:	8 times	/	8 times
Multiple Blocks:	-	/	-
Double-Doubles:	-	/	-

BEEHIVE STATE BALLERS

Barnes is one of six players on USU's 2024-25 roster hailing from the state of Utah. The Holladay native played his prep ball at Olympus High School.

FAMILY TIES

Barnes is a second generation Utah State player, as his father, Matt Barnes, played at Utah State from 1989-91.

ON SCHOLLY

After originally coming to Utah State as a walk-on, Barnes was awarded a scholarship just days prior to the start of the 2024-25 season.

BARNES GAME-BY-GAME IN 2024-25

Date	Opponent	MIN	FG	3FG	FT	O-D-T	PF	A	TO	B	S	TP
O18	Weber State (Exh.)	7	0-0	0-0	0-0	0-1-1	0	1	1	0	0	0
N6	Alcorn State	15	0-3	0-2	0-0	0-3-3	0	6	2	0	2	0
N9	Charlotte	16	1-2	0-1	0-0	1-2-3	1	4	2	0	4	2
N13	Westminster	21	4-7	2-5	0-0	1-3-4	1	4	1	0	5	10
N18	Montana	12	0-0	0-0	0-0	0-1-1	3	1	1	0	2	0
N22	vs Iowa	12	0-1	0-1	0-1	0-0-0	0	3	1	0	0	0
N28	vs St. Bonaventure	3	0-0	0-0	0-0	0-0-0	0	1	0	0	1	0
N29	vs North Texas	7	0-1	0-0	0-0	0-0-0	0	2	1	0	1	0
D4	Wyoming*	11	1-1	0-0	0-0	0-0-0	2	2	1	0	0	2
D7	Utah Tech	18	0-4	0-2	0-0	1-0-1	1	3	0	0	0	0
D14	South Florida	15	1-1	0-0	0-0	0-0-0	1	4	0	0	1	2
D17	UC San Diego	12	0-0	0-0	0-0	0-0-0	2	3	0	0	2	0
D22	at Saint Mary's	24	3-4	0-0	0-0	0-1-1	3	4	2	0	3	6
D28	at San Diego State*	22	0-0	0-0	0-0	0-1-1	3	7	3	0	3	0
D31	at Nevada*	15	1-2	1-1	0-0	0-1-1	2	1	0	0	0	3
J4	Fresno State*	5	0-0	0-0	0-0	0-0-0	2	2	1	0	1	0
J7	at San José State*	5	0-0	0-0	0-0	1-0-1	0	2	0	0	0	0
J11	Boise State*	4	0-0	0-0	0-0	0-0-0	2	2	0	0	0	0
J15	at UNLV*	3	0-0	0-0	0-0	0-0-0	0	0	0	0	0	0
J22	Nevada*	5	1-1	0-0	0-0	0-0-0	0	0	1	0	1	2
J25	at Air Force*	22	0-2	0-0	0-0	0-1-1	2	6	1	0	1	0
J29	UNLV*	18	1-4	1-3	0-0	0-3-3	0	3	1	0	1	3
F1	New Mexico*	10	0-1	0-1	0-0	0-0-0	1	4	1	0	1	0
F4	at Wyoming*	2	0-1	0-0	0-0	0-1-1	1	0	0	0	0	0
F7	at Fresno State*	4	0-1	0-1	0-0	0-0-0	0	1	0	0	1	0
F11	Colorado State*	9	0-0	0-0	0-0	0-0-0	1	1	2	0	1	0
F16	at New Mexico*	DNP										
F19	San José State*	11	1-2	0-0	0-0	0-1-1	2	1	3	0	1	2
F22	San Diego State*	7	0-0	0-0	0-0	0-1-1	0	0	0	0	0	0
F26	at Boise State*	2	0-0	0-0	0-0	0-0-0	0	0	0	0	0	0
M1	at Colorado State*	26	4-6	3-5	0-0	1-0-1	3	1	0	0	1	11
M8	Air Force*	16	2-4	2-3	0-0	1-0-1	3	2	0	0	2	6

^ = Starter / \* = MW game / # = MW Tournament Game


BARNES' SEASON HIGHS

Points	11 at Colorado State (3/1/25)
FG Made	4 (2) at Colorado State (3/1/25)
FG ATT	7 vs Westminster (11/13/24)
3PT FG Made	3 at Colorado State (3/1/25)
3PT FG ATT	5 (2) at Colorado State (3/1/25)
FT Made	-
FT ATT	1 vs Iowa (11/22/24)
Rebounds	4 vs Westminster (11/13/24)
Assists	7 at San Diego State (12/28/24)
Blocks	-
Steals	5 vs Westminster (11/13/24)
Minutes	26 at Colorado State (3/1/25)

BARNES' CAREER HIGHS

Points	11 at Colorado State (3/1/25)
FG Made	4 (2) at Colorado State (3/1/25)
FG ATT	7 vs Westminster (11/13/24)
3PT FG Made	3 at Colorado State (3/1/25)
3PT FG ATT	5 (2) at Colorado State (3/1/25)
FT Made	-
FT ATT	1 vs Iowa (11/22/24)
Rebounds	4 vs Westminster (11/13/24)
Assists	7 at San Diego State (12/28/24)
Blocks	-
Steals	5 vs Westminster (11/13/24)
Minutes	26 at Colorado State (3/1/25)

# #7 DEXTER AKANNO



## #7 Dexter Akanno

6-5 • 210 • Graduate • Guard

Valencia, California • Blair Academy | Oregon State

### CAREER SUPERLATIVES (AT USU)

FT < 1 min	Charges Drawn	Dunks
2-4	-	2

### CAREER STATISTICS

	GP-GS	Min	Avg	FG-FGA	Pct	3FG-FGA	Pct	FT-FTA	Pct	Off	Def	Tot	Avg	PF	FO	A	TO	Blk	Stl	Pts	Avg
2020-21*	12-0	64	5.3	2-11	.182	0-4	.000	4-5	.800	2	5	7	0.6	11	0	1	9	0	0	8	0.7
2021-22#	29-17	567	19.6	52-139	.374	20-66	.303	18-26	.692	9	52	61	2.1	46	0	24	33	1	10	142	4.9
2022-23#	32-26	841	26.3	81-228	.355	31-122	.254	59-79	.747	5	71	76	2.4	66	0	50	70	3	21	252	7.9
2023-24#	30-25	860	28.7	104-267	.390	38-117	.325	81-115	.704	15	71	86	2.9	62	0	40	48	5	26	327	10.9
2024-25	31-11	788	25.4	89-186	.478	49-107	.458	45-59	.763	28	78	106	3.4	47	0	33	22	0	21	272	8.8
Total	134-79	3119	23.3	328-831	.395	138-416	.332	207-284	.729	59	277	336	2.5	232	0	148	182	9	78	1001	7.5

\* - Marquette | # - Oregon State

### AKANNO'S SEASON/CAREER SUPERLATIVES

Double-Figure Scoring:	13 times	/	49 times
20+ Points:	1 time	/	3 times
30+ Points:	-	/	-
5+ Rebounds:	7 times	/	13 times
10+ Rebounds:	1 time	/	1 time
5+ Assists:	-	/	2 times
10+ Assists:	-	/	-
Multiple Steals:	6 times	/	19 times
Multiple Blocks:	-	/	1 time
Double-Doubles:	-	/	-

### CAREER HONORS

- NIT Season Tip-Off All-Tournament Team (2024)

### SEASONED VET

Entering his sixth and final year of college eligibility, Utah State is the third DI program Akanno has played for. He began his career with two seasons at Marquette before transferring to Oregon State for the previous three years.

### CAP AND GOWN

Akanno is currently working on his master's degree in sports management, after earning an undergraduate degree from Oregon State University in communications.

### HOW DO YOU SAY THAT?

uh-CON-no

### AKANNO GAME-BY-GAME IN 2024-25

Date	Opponent	MIN	FG	3FG	FT	O-D-T	PF	A	TO	B	S	TP
O18	Weber State (Exh.)	19	3-6	2-4	2-2	0-2-2	2	0	0	0	0	10
N6	Alcorn State	20	2-7	1-4	2-3	1-0-1	2	2	0	0	2	7
N9	Charlotte	22	5-8	2-3	3-4	1-1-2	1	2	0	0	1	15
N13	Westminster	20^	6-9	1-3	4-5	0-5-5	1	0	0	0	3	17
N18	Montana	22^	1-4	0-1	6-6	1-2-3	1	0	3	0	0	8
N22	vs Iowa	17	0-5	0-1	1-2	0-3-3	2	2	0	0	0	1
N28	vs St. Bonaventure	24	4-10	3-6	3-4	1-3-4	1	2	0	0	0	14
N29	vs North Texas	26	2-4	0-0	0-0	2-9-11	1	1	1	0	1	4
D4	Wyoming*	24	3-7	2-4	1-1	1-0-1	2	0	0	0	0	9
D7	Utah Tech	19	5-7	2-3	4-5	3-1-4	1	2	2	0	0	16
D14	South Florida	23	3-6	0-2	2-2	0-3-3	2	0	1	0	0	8
D17	UC San Diego	25	1-7	0-4	0-0	1-1-2	3	0	1	0	2	2
D22	at Saint Mary's	32	1-4	1-2	0-0	0-7-7	0	3	2	0	1	3
D28	at San Diego State*	18	0-2	0-2	0-0	0-0-0	2	0	2	0	1	0
D31	at Nevada*	21	2-3	2-3	0-0	0-2-2	0	0	2	0	1	6
J4	Fresno State*	33	5-8	2-4	1-2	1-4-5	0	2	0	0	0	13
J7	at San José State*	18	3-5	2-3	0-0	1-3-4	0	1	1	0	2	8
J11	Boise State*	29	4-6	2-4	2-2	0-3-3	1	2	0	0	0	12
J15	at UNLV*	24	2-4	1-2	0-0	1-2-3	1	1	1	0	0	5
J22	Nevada*	26	5-7	5-7	0-0	0-2-2	0	4	0	0	3	15
J25	at Air Force*	26	3-7	3-6	0-0	1-1-2	1	1	0	0	1	9
J29	UNLV*	30	3-6	2-5	3-6	1-1-2	1	2	1	0	0	11
F1	New Mexico*	25	3-8	2-6	2-2	2-2-4	3	1	0	0	0	10
F4	at Wyoming*	37^	2-6	0-2	2-2	2-4-6	2	1	1	0	0	6
F7	at Fresno State*	26^	2-4	0-1	1-2	2-3-5	2	3	1	0	0	5
F11	Colorado State*	35^	4-6	3-4	0-0	0-2-2	3	0	0	0	1	11
F16	at New Mexico*	30^	0-1	0-0	1-2	0-4-4	2	0	1	0	2	1
F19	San José State*	27^	5-10	3-6	0-0	2-1-3	1	0	1	0	0	13
F22	San Diego State*	27^	9-12	7-9	1-1	1-4-5	4	0	0	0	0	26
F26	at Boise State*	32^	2-6	1-4	2-3	1-3-4	2	0	0	0	0	7
M1	at Colorado State*	18^	0-2	0-1	0-0	1-1-2	3	0	0	0	0	0
M8	Air Force*	29^	2-5	2-5	4-5	1-1-2	2	1	1	0	0	10

^ = Starter / \* = MW game / # = MW Tournament Game

### AKANNO'S SEASON HIGHS

Points	26 vs San Diego State (2/22/25)
FG Made	9 vs San Diego State (2/22/25)
FG ATT	12 vs San Diego State (2/22/25)
3PT FG Made	7 vs San Diego State (2/22/25)
3PT FG ATT	9 vs San Diego State (2/22/25)
FT Made	6 vs Montana (11/18/24)
FT ATT	6 (2) vs UNLV (1/29/25)
Rebounds	11 vs North Texas (11/29/24)
Assists	4 vs Nevada (1/22/25)
Blocks	-
Steals	3 (2) vs Nevada (1/22/25)
Minutes	37 at Wyoming (2/4/25)

### AKANNO'S CAREER HIGHS

26 vs San Diego State (2/22/25)
9 vs San Diego State (2/22/25)
16 vs Troy (11/10/23)*
7 vs San Diego State (2/22/25)
9 vs San Diego State (2/22/25)
8 (2) vs Utah (3/7/24)*
12 vs Utah (3/7/24)*
11 vs North Texas (11/29/24)
8 vs Bushnell (11/15/22)*
2 vs UTSA (12/17/23)*
3 (4) vs Nevada (1/22/25)
47 vs Troy (11/10/23)*

\*at Oregon State



#8 Drake Allen

6-4 • 190 • Senior • Guard  
Eagle Mountain, Utah • Westlake HS | Utah Valley

CAREER SUPERLATIVES (AT USU)

FT < 1 min	Charges Drawn	Dunks
5-9	5	12

CAREER STATISTICS

	GP-GS	Min	Avg	FG-FGA	Pct	3FG-FGA	Pct	FT-FTA	Pct	Off	Def	Tot	Avg	PF	FO	A	TO	Blk	Stl	Pts	Avg
2022-23*	37-37	1103	29.8	151-303	.498	27-76	.355	78-121	.645	24	101	125	3.4	128	13	136	96	17	52	407	11.0
2023-24#	30-27	872	29.1	134-302	.444	16-69	.232	72-114	.632	17	85	102	3.4	77	3	129	61	12	46	356	11.9
2024-25	29-11	617	21.3	78-163	.479	21-68	.309	40-65	.615	14	43	57	2.0	47	0	116	45	12	34	217	7.5
Total	96-75	2595	27.0	363-768	.473	64-213	.300	190-300	.633	55	229	284	3.0	252	16	381	202	41	132	980	10.2

\* - Southern Utah | # - Utah Valley

ALLEN GAME-BY-GAME IN 2024-25

Date	Opponent	MIN	FG	3FG	FT	O-D-T	PF	A	TO	B	S	TP
O18	Weber State (Exh.)	25^	4-5	2-3	2-4	0-1-1	1	6	1	0	1	12
N6	Alcorn State	17^	2-3	0-1	4-4	1-4-5	0	3	1	0	1	8
N9	Charlotte	20^	4-5	2-3	1-1	1-2-3	2	1	1	0	1	11
N13	Westminster	25^	3-6	1-2	0-0	0-0-0	2	5	2	0	2	7
N18	Montana	21^	2-5	1-2	0-0	1-0-1	4	4	1	0	1	5
N22	vs Iowa	22^	2-7	1-4	0-0	0-0-0	0	2	5	0	0	5
N28	vs St. Bonaventure	30^	3-8	0-4	6-7	0-3-3	1	6	1	0	2	12
N29	vs North Texas	18^	0-2	0-2	1-3	0-2-2	2	1	2	0	0	1
D4	Wyoming*	22^	1-4	0-1	0-2	0-3-3	1	5	1	0	0	2
D7	Utah Tech	22^	5-9	1-3	1-2	0-4-4	2	7	2	1	2	12
D14	South Florida	23^	2-3	0-1	2-3	0-1-1	1	7	1	2	3	6
D17	UC San Diego	3^	0-0	0-0	0-0	0-0-0	0	0	0	0	0	0
D22	at Saint Mary's	DNP										
D28	at San Diego State*	DNP										
D31	at Nevada*	3	0-0	0-0	1-2	0-0-0	0	0	2	0	1	1
J4	Fresno State*	25	3-7	0-2	5-6	1-1-2	3	11	2	1	2	11
J7	at San José State*	10	2-6	0-3	0-1	1-0-1	2	3	1	0	1	4
J11	Boise State*	23	5-7	2-3	1-3	0-1-1	3	4	1	0	0	13
J15	at UNLV*	27	2-6	1-2	0-0	0-1-1	3	3	1	0	0	5
J22	Nevada*	20	3-5	0-2	0-0	2-2-4	1	6	2	1	2	6
J25	at Air Force*	26	3-5	0-1	2-2	1-0-1	1	6	3	2	4	8
J29	UNLV*	16	5-7	3-3	2-3	0-3-3	4	0	0	0	0	15
F1	New Mexico*	30	5-9	3-4	1-2	0-0-0	3	2	4	2	1	14
F4	at Wyoming*	28	3-8	2-4	3-5	1-3-4	3	1	2	1	2	11
F7	at Fresno State*	27	5-7	0-1	0-2	0-2-2	2	7	4	1	3	10
F11	Colorado State*	30	2-6	0-2	5-9	1-2-3	0	6	1	0	1	9
F16	at New Mexico*	28	6-11	1-4	0-0	2-0-2	1	10	3	0	3	13
F19	San José State*	19	2-6	1-3	1-2	2-2-4	0	4	1	0	2	6
F22	San Diego State*	19	1-4	0-2	4-6	0-2-2	2	4	0	1	0	6
F26	at Boise State*	20	1-5	0-2	0-0	0-2-2	1	2	0	0	0	2
M1	at Colorado State*	22	3-5	0-2	0-0	0-3-3	2	2	0	0	0	6
M8	Air Force*	21	3-7	2-5	0-0	0-0-0	1	4	1	0	0	8

^ = Starter / \* = MW game / # = MW Tournament Game

ALLEN'S SEASON HIGHS

Points	15 vs UNLV (1/29/25)
FG Made	6 at New Mexico (2/16/25)
FG ATT	11 at New Mexico (2/16/25)
3PT FG Made	3 vs UNLV (1/29/25)
3PT FG ATT	5 vs Air Force (3/8/25)
FT Made	6 vs St. Bonaventure (11/28/24)
FT ATT	9 vs Colorado State (2/11/25)
Rebounds	5 vs Alcorn State (11/6/24)
Assists	11 vs Fresno State (1/4/25)
Blocks	2 (3) vs New Mexico (2/1/25)
Steals	4 at Air Force (1/25/25)
Minutes	30 (3) vs Colorado State (2/11/25)

ALLEN'S CAREER HIGHS

22 (2) vs Eastern Kentucky (3/21/23)*
9 (2) at Southern Utah (2/17/24)*
17 (3) at Southern Utah (2/17/24)*
3 (4) vs UNLV (1/29/25)
8 vs Utah Tech (2/17/23)*
7 (2) vs California Baptist (3/13/24)*
9 (3) vs Colorado State (2/11/25)
11 at Abilene Christian (1/7/23)*
11 (3) vs Fresno State (1/4/25)
2 (9) at Air Force (1/25/25)
6 vs Utah Tech (1/20/24)*
44 vs Eastern Kentucky (3/21/23)*

\*at Utah Valley

ALLEN'S SEASON/CAREER SUPERLATIVES

Double-Figure Scoring:	10 times	/	51 times
20+ Points:	-	/	4 times
30+ Points:	-	/	-
5+ Rebounds:	1 time	/	17 times
10+ Rebounds:	-	/	1 time
5+ Assists:	11 times	/	34 times
10+ Assists:	2 times	/	5 times
Multiple Steals:	11 times	/	37 times
Multiple Blocks:	3 times	/	10 times
Double-Doubles:	2 times	/	4 times

CAREER HONORS

- WAC Newcomer of the Year (2022-23)
- NJCAA Second Team All-American (2021-22)

AGGIE FAMILY

Drake's younger brother Dax officially signed to play basketball at Utah State, the team announced on Nov. 15. Dax, currently a senior at Orem High School, will join the program in 2027 after completing a two-year mission for the Church of Jesus Christ of Latter-Day Saints.

MR UTAH

Utah State is the fourth college in the state of Utah that Allen has played for, starting his career at Snow College in Ephraim, then playing a season at Southern Utah in Cedar City and last year at Utah Valley in Orem.

ALL-AMERICAN HONORS

After his sophomore season at Snow College, Allen was named an NJCAA Second Team All-American, helping the Badgers to an NJCAA National Tournament appearance while averaging 12.0 points and 6.0 assists per contest.

WEDDING BELLS

Allen got married in July of 2023, tying the knot with his wife, Hallestyn.

CAP AND GOWN

Allen is currently enrolled in Utah State's MBA program, after earning his undergraduate degree in business management from Utah Valley University.

BEEHIVE STATE BALLERS

Allen is one of six players on USU's 2024-25 roster hailing from the state of Utah. The Eagle Mountain native played his prep ball at Westlake High School.

AYE AYE, CAPTAIN

Allen is one of three team captains this season, along with Mason Falslev and Ian Martinez.



# #12 MASON FALSLEV



## #12 MASON FALSLEV

6-3 • 203 • Sophomore • Guard  
Benson, Utah • Sky View HS

### CAREER SUPERLATIVES

FT < 1 min 13-17	Charges Drawn 1	Dunks 12
---------------------	--------------------	-------------

### CAREER STATISTICS

	GP-GS	Min	Avg	FG-FGA	Pct	3FG-FGA	Pct	FT-FTA	Pct	Off	Def	Tot	Avg	PF	FO	A	TO	Blk	Stl	Pts	Avg
2022-23	Redshirt																				
2023-24	34-34	951	28.0	158-281	.562	25-82	.305	43-67	.642	39	110	149	4.4	76	1	80	48	9	43	384	11.3
2024-25	31-31	989	31.9	176-349	.504	49-118	.415	54-96	.563	36	153	189	6.1	68	1	115	64	4	71	455	14.7
Total	65-65	1939	29.8	334-630	.530	74-200	.370	97-163	.595	75	263	338	5.2	144	2	195	112	13	114	839	12.9

### FALSLEV GAME-BY-GAME IN 2024-25

Date	Opponent	MIN	FG	3FG	FT	O-D-T	PF	A	TO	B	S	TP
O18	Weber State (Exh.)	26^	2-4	0-2	3-3	0-6-6	1	5	0	0	3	7
N6	Alcorn State	18^	3-5	0-1	0-0	2-2-4	1	6	1	0	1	6
N9	Charlotte	27^	4-10	0-1	0-0	0-1-1	1	4	1	0	0	8
N13	Westminster	17^	5-7	2-2	0-0	0-3-3	4	5	2	0	2	12
N18	Montana	34^	11-17	2-4	1-2	0-3-3	5	0	2	1	5	25
N22	vs Iowa	36^	9-15	3-4	4-4	1-11-12	2	3	1	1	2	25
N28	vs St. Bonaventure	36^	5-12	2-5	3-4	4-8-12	2	2	6	0	2	15
N29	vs North Texas	35^	10-16	5-8	3-5	2-3-5	1	1	2	0	2	28
D4	Wyoming*	36^	8-15	0-3	3-5	2-4-6	3	1	3	0	3	19
D7	Utah Tech	23^	3-7	0-2	3-3	0-9-9	3	2	3	1	2	9
D14	South Florida	39^	10-18	3-6	4-4	2-7-9	2	9	4	0	3	27
D17	UC San Diego	35^	4-11	2-4	6-9	1-8-9	3	5	2	0	4	16
D22	at Saint Mary's	29^	8-11	0-2	2-2	1-4-5	3	2	1	0	0	18
D28	at San Diego State*	36^	6-13	2-5	2-5	0-4-4	3	4	1	0	5	16
D31	at Nevada*	38^	6-10	2-3	0-2	0-6-6	1	5	2	0	5	14
J4	Fresno State*	28^	5-14	2-5	2-6	2-4-6	3	2	3	0	4	14
J7	at San José State*	35^	7-12	3-4	0-1	4-3-7	0	4	2	0	0	17
J11	Boise State*	39^	4-8	1-3	1-7	1-4-5	2	4	0	0	0	10
J15	at UNLV*	34^	3-8	1-4	1-4	0-8-8	1	3	4	0	0	8
J22	Nevada*	34^	3-9	1-4	2-2	0-3-3	2	11	1	1	4	9
J25	at Air Force*	32^	4-10	1-3	2-3	0-8-8	3	5	2	0	3	11
J29	UNLV*	38^	5-9	1-4	2-4	1-4-5	1	2	4	0	2	13
F1	New Mexico*	33^	2-8	0-3	0-2	0-7-7	2	1	0	0	3	4
F4	at Wyoming*	35^	3-9	0-4	3-4	3-4-7	2	3	1	0	2	9
F7	at Fresno State*	37^	7-14	1-3	1-6	2-4-6	2	6	1	0	2	16
F11	Colorado State*	36^	8-14	4-6	2-3	1-4-5	4	5	2	0	1	22
F16	at New Mexico*	37^	10-16	4-7	3-3	3-3-6	3	1	5	0	5	27
F19	San José State*	26^	5-11	1-3	2-2	0-4-4	0	8	0	0	3	13
F22	San Diego State*	32^	1-8	0-3	1-2	1-8-9	2	2	1	0	2	3
F26	at Boise State*	31^	7-15	4-7	1-2	0-3-3	3	3	4	0	1	19
M1	at Colorado State*	22^	2-7	0-2	0-0	1-4-5	4	2	2	0	1	4
M8	Air Force*	24^	8-10	2-3	0-0	2-5-7	0	4	1	0	2	18

^ = Starter / \* = MW game / # = MW Tournament Game

### FALSLEV'S SEASON HIGHS

Points	28 vs North Texas (11/29/24)
FG Made	11 vs Montana (11/18/24)
FG ATT	18 vs South Florida (12/14/24)
3PT FG Made	5 vs North Texas (11/29/24)
3PT FG ATT	8 vs North Texas (11/29/24)
FT Made	6 vs UC San Diego (12/17/24)
FT ATT	9 vs UC San Diego (12/17/24)
Rebounds	12 (2) vs St. Bonaventure (11/28/24)
Assists	11 vs Nevada (1/22/25)
Blocks	1 (3) vs Utah Tech (12/7/24)
Steals	5 (4) at New Mexico (2/16/25)
Minutes	39 (2) vs Boise State (1/11/25)

### FALSLEV'S CAREER HIGHS

Points	28 vs North Texas (11/29/24)
FG Made	11 vs Montana (11/18/24)
FG ATT	18 vs South Florida (12/14/24)
3PT FG Made	5 vs North Texas (11/29/24)
3PT FG ATT	8 vs North Texas (11/29/24)
FT Made	6 vs UC San Diego (12/17/24)
FT ATT	9 vs UC San Diego (12/17/24)
Rebounds	12 (2) vs St. Bonaventure (11/28/24)
Assists	11 vs Nevada (1/22/25)
Blocks	2 vs Purdue (3/24/24)
Steals	5 (4) at New Mexico (2/16/25)
Minutes	39 (3) vs Boise State (1/11/25)

### FALSLEV'S SEASON/CAREER SUPERLATIVES

Double-Figure Scoring:	22 times	/	42 times
20+ Points:	6 times	/	8 times
30+ Points:	-	/	-
5+ Rebounds:	22 times	/	38 times
10+ Rebounds:	2 times	/	3 times
5+ Assists:	9 times	/	13 times
10+ Assists:	1 time	/	1 time
Multiple Steals:	22 times	/	34 times
Multiple Blocks:	-	/	1 time
Double-Doubles:	2 times	/	2 times

### CAREER HONORS

- Oscar Robertson National POTW (11/17/24, 12/31/24)
- MW Player of the Week (11/24/24, 12/9/24, 12/16/24, 12/30/24)
- MW Freshman of the Week (1/8/24, 2/26/24, 3/11/24)
- NIT Season Tip-Off MVP (2024)
- Mountain West Scholar-Athlete (2023, 2024)
- Academic All-Mountain West (2024)

### BEEHIVE STATE BALLERS

Falslev is one of six players on USU's 2024-25 roster hailing from the state of Utah. The Benson native played his prep ball at Sky View High School.

### WELCOME BACK

Falslev is one of five returning players and one of three returning starters on the 2024-25 roster.

### WHITE SHIRTS, BLACK TAGS

Prior to his time at Utah State, Falslev served a two-year mission for The Church of Jesus Christ of Latter-day Saints in Brazil.

### HOMETOWN KID

Falslev is the only Cache Valley native on the Utah State roster, graduating from Sky View High School.

### AWARD WINNING

Falslev was named Named *The Herald Journal* Male Scholar-Athlete of the Year in 2020. Falslev earned back-to-back 4A state MVP honors in basketball and was the 2019 4A MVP in football. He led SVHS to 2019 state titles in football and basketball, and a runner-up finish in basketball during the 2020 season.

### AYE AYE, CAPTAIN

Falslev is one of three team captains this season, along with Ian Martinez and Drake Allen.

## #13 Deyton Albury

6-2 • 190 • Senior • Guard

Nassau, Bahamas • Sunrise Christian Academy | Queens

## CAREER SUPERLATIVES (AT USU)

FT < 1 min	Charges Drawn	Dunks
3-8	-	6

## CAREER STATISTICS

	GP-GS	Min	Avg	FG-FGA	Pct	3FG-FGA	Pct	FT-FTA	Pct	Off	Def	Tot	Avg	PF	FO	A	TO	Blk	Stl	Pts	Avg
2023-24*	32-28	907	28.3	187-388	.482	20-55	.364	150-200	.750	26	161	187	5.8	84	2	117	104	12	38	544	17.0
2024-25	31-20	565	18.2	83-144	.576	12-21	.571	59-88	.670	19	55	74	2.4	49	0	53	32	4	28	237	7.6
<b>Total</b>	<b>63-48</b>	<b>1475</b>	<b>23.4</b>	<b>270-532</b>	<b>.508</b>	<b>32-76</b>	<b>.421</b>	<b>209-288</b>	<b>.726</b>	<b>45</b>	<b>216</b>	<b>261</b>	<b>4.1</b>	<b>133</b>	<b>2</b>	<b>170</b>	<b>136</b>	<b>16</b>	<b>66</b>	<b>781</b>	<b>12.4</b>

\* - Queens

## ALBURY GAME-BY-GAME IN 2024-25

Date	Opponent	MIN	FG	3FG	FT	O-D-T	PF	A	TO	B	S	TP
O18	Weber State (Exh.)	16	1-4	0-1	0-0	0-1-1	2	2	1	0	1	2
N6	Alcorn State	23	2-7	1-1	1-2	0-3-3	1	2	3	0	1	6
N9	Charlotte	14	1-1	1-1	3-5	0-0-0	2	3	0	0	0	6
N13	Westminster	24	3-4	0-0	3-4	2-4-6	1	6	0	0	1	9
N18	Montana	12	1-4	0-0	0-0	0-0-0	2	1	2	0	0	2
N22	vs Iowa	8	0-1	0-0	0-0	0-0-0	1	0	4	2	1	0
N28	vs St. Bonaventure	11	0-3	0-1	0-0	1-3-4	1	1	0	0	0	0
N29	vs North Texas	17	1-1	0-0	2-3	0-3-3	0	2	3	0	1	4
D4	Wyoming*	13	1-3	0-1	0-2	0-1-1	1	0	0	0	0	2
D7	Utah Tech	17	3-5	0-1	0-0	1-1-2	0	0	3	0	2	6
D14	South Florida	9	0-0	0-0	0-0	0-1-1	0	1	1	0	1	0
D17	UC San Diego	26	5-7	2-2	3-4	0-2-2	3	2	1	0	0	15
D22	at Saint Mary's	16^	1-2	0-0	4-4	1-1-2	2	3	0	0	0	6
D28	at San Diego State*	20^	4-5	0-0	3-3	0-5-5	4	1	2	0	1	11
D31	at Nevada*	24^	3-5	0-1	2-3	0-1-1	2	3	0	0	1	8
J4	Fresno State*	22^	2-5	0-1	0-0	0-2-2	1	0	1	0	1	4
J7	at San José State*	25^	6-9	0-1	1-2	3-3-6	2	3	2	0	1	13
J11	Boise State*	18^	5-7	1-1	3-3	1-1-2	0	1	0	0	0	14
J15	at UNLV*	16^	0-3	0-1	0-0	0-0-0	2	4	0	0	0	0
J22	Nevada*	21^	3-3	1-1	2-2	0-1-1	1	3	1	0	1	9
J25	at Air Force*	12^	3-3	0-0	0-1	0-2-2	2	1	1	0	0	6
J29	UNLV*	22^	6-9	1-2	3-4	2-3-5	2	2	1	0	3	16
F1	New Mexico*	25^	4-9	0-1	4-8	0-1-1	1	2	2	0	2	12
F4	at Wyoming*	20^	3-3	0-0	3-4	1-3-4	2	0	1	0	2	9
F7	at Fresno State*	11^	3-4	0-0	1-2	1-0-1	0	0	1	0	2	7
F11	Colorado State*	17^	3-3	1-1	3-8	0-4-4	3	1	0	1	2	10
F16	at New Mexico*	14^	3-6	0-0	0-2	1-0-1	3	2	0	0	1	6
F19	San José State*	19^	4-6	1-1	1-1	2-4-6	0	2	0	1	0	10
F22	San Diego State*	17^	3-7	0-0	12-13	2-1-3	4	1	1	0	0	18
F26	at Boise State*	29^	3-7	0-0	5-8	0-0-0	4	3	2	0	0	11
M1	at Colorado State*	18^	5-9	2-2	0-0	1-3-4	1	1	0	0	1	12
M8	Air Force*	22^	2-3	1-1	0-0	0-1-1	1	2	0	0	3	5

^ = Starter / \* = MW game / # = MW Tournament Game

## ALBURY'S SEASON HIGHS

Points	18 vs San Diego State (2/22/25)
FG Made	6 (2) vs UNLV (1/29/25)
FG ATT	9 (4) at Colorado State (3/1/25)
3PT FG Made	2 (2) at Colorado State (3/1/25)
3PT FG ATT	2 (3) at Colorado State (3/1/25)
FT Made	12 vs San Diego State (2/22/25)
FT ATT	13 vs San Diego State (2/22/25)
Rebounds	6 (3) vs San José State (2/19/25)
Assists	6 vs Westminster (11/13/24)
Blocks	2 vs Iowa (11/22/24)
Steals	3 (2) vs Air Force (3/8/25)
Minutes	26 vs UC San Diego (12/17/24)

## ALBURY'S CAREER HIGHS

Points	29 at North Alabama (1/27/24)*
FG Made	11 (3) at Lipscomb (2/8/24)*
FG ATT	20 (2) at North Alabama (1/27/24)*
3PT FG Made	2 (7) at Colorado State (3/1/25)
3PT FG ATT	5 at North Florida (1/20/24)*
FT Made	vs San Diego State (2/22/25)
FT ATT	21 at Jacksonville (1/18/24)*
Rebounds	11 (2) at Lipscomb (2/8/24)*
Assists	10 at Winthrop (12/5/23)*
Blocks	2 (3) vs Iowa (11/22/24)
Steals	5 at Jacksonville (1/18/24)*
Minutes	35 at Jacksonville (1/18/24)*

\*at Queens

## ALBURY'S SEASON/CAREER SUPERLATIVES

Double-Figure Scoring:	11 times	/	38 times
20+ Points:	-	/	11 times
30+ Points:	-	/	-
5+ Rebounds:	5 times	/	29 times
10+ Rebounds:	-	/	2 times
5+ Assists:	1 time	/	11 times
10+ Assists:	-	/	1 time
Multiple Steals:	7 times	/	17 times
Multiple Blocks:	1 time	/	3 times
Double-Doubles:	-	/	3 times

## CAREER HONORS

- All-ASUN Third Team (2023-24)
- ASUN Newcomer of the Year (2023-24)
- ASUN Newcomer of the Week (1/29/24, 2/5/24)

## ASUN HONORS

Albury spent the 2023-24 campaign at Queens University in Charlotte, North Carolina, where he earned ASUN Newcomer of the Year honors along with being named to the all-ASUN third team. He averaged 17.0 points, 5.8 rebounds and 3.6 assists per game.

## INTERNATIONAL CONNECTION

Hailing from Nassau, Bahamas, Albury is one of four international players on Utah State's 2024-25 roster.

## IT'S BETTER IN THE BAHAMAS

Albury spent his summer playing alongside and against some of the top basketball players in the world as he represented his home country playing with The Bahamas national team. The team fell just short of achieving the first Olympic basketball berth in the country's history.

# #20 ISAAC JOHNSON



## #20 ISAAC JOHNSON

7-0 • 227 • Junior • Forward

American Fork, Utah • American Fork HS | Oregon

### CAREER SUPERLATIVES (AT USU)

FT < 1 min	Charges Drawn	Dunks
-	-	11

### CAREER STATISTICS

	GP-GS	Min	Avg	FG-FGA	Pct	3FG-FGA	Pct	FT-FTA	Pct	Off	Def	Tot	Avg	PF	FO	A	TO	Blk	Stl	Pts	Avg
2021-22*	14-0	74	5.3	14-23	.609	0-1	.000	5-9	.556	4	12	16	1.1	19	0	3	8	0	0	33	2.4
2022-23	Redshirt																				
2023-24	35-31	526	15.0	86-180	.478	25-73	.342	33-39	.846	22	85	107	3.1	82	1	29	31	19	9	230	6.6
2024-25	27-12	249	9.2	38-90	.422	16-50	.320	13-18	.722	16	32	48	1.8	28	0	7	12	6	12	105	3.9
Total	76-43	850	11.2	138-293	.471	41-124	.331	51-66	.773	42	129	171	2.3	129	1	39	51	25	21	368	4.8

\* - at Oregon

### JOHNSON GAME-BY-GAME IN 2024-25

Date	Opponent	MIN	FG	3FG	FT	O-D-T	PF	A	TO	B	S	TP
O18	Weber State (Exh.)	22^	4-8	1-4	3-3	3-4-7	0	2	1	0	0	12
N6	Alcorn State	19^	4-9	3-5	0-0	1-6-7	0	1	1	1	0	11
N9	Charlotte	18^	2-7	1-4	2-2	1-3-4	1	3	1	1	3	7
N13	Westminster	DNP										
N18	Montana	17	3-5	2-4	0-1	0-2-2	1	0	1	0	0	8
N22	vs Iowa	13^	3-4	1-2	0-0	1-2-3	1	0	0	0	1	7
N28	vs St. Bonaventure	12^	2-5	0-2	0-0	0-1-1	0	0	0	1	0	4
N29	vs North Texas	10^	0-2	0-1	2-2	0-2-2	0	0	2	0	0	2
D4	Wyoming*	10^	0-2	0-2	0-0	0-0-0	0	0	0	0	1	0
D7	Utah Tech	15^	1-3	0-2	1-1	2-0-2	2	0	0	0	0	3
D14	South Florida	12^	2-7	0-2	0-0	3-0-3	1	0	0	0	0	4
D17	UC San Diego	5^	2-3	0-0	0-0	1-0-1	1	0	1	0	0	4
D22	at Saint Mary's	13^	2-3	1-2	0-0	0-1-1	1	1	0	0	0	5
D28	at San Diego State*	10^	0-2	0-2	0-0	0-0-0	2	0	1	0	1	0
D31	at Nevada*	9^	1-2	1-1	0-0	0-3-3	0	1	0	0	0	3
J4	Fresno State*	3	1-1	0-0	0-0	0-0-0	0	0	1	0	1	2
J7	at San José State*	4	0-2	0-1	0-0	0-1-1	1	0	0	0	0	0
J11	Boise State*	DNP										
J15	at UNLV*	DNP										
J22	Nevada*	1	0-0	0-0	0-0	0-0-0	0	0	1	0	0	0
J25	at Air Force*	11	4-6	4-6	0-0	0-4-4	3	0	0	1	0	12
J29	UNLV*	6	0-2	0-2	0-0	0-1-1	1	0	0	1	0	0
F1	New Mexico*	4	0-2	0-2	0-0	0-1-1	0	0	1	0	1	0
F4	at Wyoming*	6	1-2	1-1	1-2	0-0-0	1	0	0	0	1	4
F7	at Fresno State*	8	3-3	0-0	0-0	0-1-1	4	0	0	1	0	6
F11	Colorado State*	3	1-3	0-2	0-0	0-0-0	0	0	0	0	0	2
F16	at New Mexico*	11	1-5	0-3	4-4	2-0-2	4	0	1	0	0	6
F19	San José State*	11	2-3	1-1	1-4	3-2-5	0	1	0	0	1	6
F22	San Diego State*	DNP										
F26	at Boise State*	5	1-1	1-1	0-0	0-1-1	2	0	0	0	0	3
M1	at Colorado State*	7	2-3	0-0	2-2	1-0-1	0	0	0	0	1	6
M8	Air Force*	6	0-3	0-1	0-0	1-1-2	2	0	1	0	1	0

^ = Starter / \* = MW game / # = MW Tournament Game

### JOHNSON'S SEASON HIGHS

Points	12 at Air Force (1/25/25)
FG Made	4 (2) at Air Force (1/25/25)
FG ATT	9 vs Alcorn State (11/6/24)
3PT FG Made	4 at Air Force (1/25/25)
3PT FG ATT	6 at Air Force (1/25/25)
FT Made	4 at New Mexico (2/16/25)
FT ATT	4 (2) vs San José State (2/19/25)
Rebounds	7 vs Alcorn State (11/6/24)
Assists	3 vs Charlotte (11/9/24)
Blocks	1 (5) at Fresno State (2/7/25)
Steals	3 vs Charlotte (11/9/24)
Minutes	19 vs Alcorn State (11/6/24)

### JOHNSON'S CAREER HIGHS

Points	19 vs TCU (3/22/24)
FG Made	7 at Saint Louis (11/28/23)
FG ATT	12 at Boise State (1/27/24)
3PT FG Made	4 at Air Force (1/25/25)
3PT FG ATT	6 (2) at Air Force (1/25/25)
FT Made	5 vs TCU (3/22/24)
FT ATT	5 (2) vs TCU (3/22/24)
Rebounds	11 at Boise State (1/27/24)
Assists	3 (2) vs Charlotte (11/9/24)
Blocks	4 vs TCU (3/22/24)
Steals	3 vs Charlotte (11/9/24)
Minutes	32 at Boise State (1/27/24)

### JOHNSON'S SEASON/CAREER SUPERLATIVES

Double-Figure Scoring:	2 times	/	10 times
20+ Points:	-	/	-
30+ Points:	-	/	-
5+ Rebounds:	2 times	/	8 times
10+ Rebounds:	-	/	1 time
5+ Assists:	-	/	-
10+ Assists:	-	/	-
Multiple Steals:	1 time	/	2 times
Multiple Blocks:	-	/	5 times
Double-Doubles:	-	/	1 time

### BEEHIVE STATE BALLERS

Johnson is one of six players on USU's 2024-25 roster hailing from the state of Utah. The American Fork native played his prep ball at American Fork High School.

### WELCOME BACK

Johnson is one of five returning players and one of three returning starters on the 2024-25 roster.

### WHITE SHIRTS, BLACK TAGS

Prior to his time at Utah State, Johnson served a two-year mission for The Church of Jesus Christ of Latter-day Saints in Ohio.

### BACK TO HIS ROOTS

Johnson returned to the Beehive State after spending a season at the University of Oregon. Johnson prepped at American Fork High School (Utah), where he was ranked the No. 53 recruit in ESPN's 2019 top-100 recruit list, and earned third-team all-state honors by the *Deseret News*.

### IT RUNS IN THE FAMILY

Isaac is not the only Aggie hooper in the family, as his sister, Gracie, is a sophomore on the women's team. His father, Darren played at USU in 1990-91, while his grandfather Ronald, also played at Utah State.



#21 Aubin Gateretse

6-11 • 225 • Senior • Forward  
Namur, Belgium • Calusa Prep School | Stetson

CAREER SUPERLATIVES (AT USU)

FT < 1 min	Charges Drawn	Dunks
0-1	-	39

CAREER STATISTICS

	GP-GS	Min	Avg	FG-FGA	Pct	3FG-FGA	Pct	FT-FTA	Pct	Off	Def	Tot	Avg	PF	FO	A	TO	Blk	Stl	Pts	Avg
2021-22*	19-0	174	9.2	17-34	.500	0-0	.000	13-24	.542	13	23	36	1.9	27	0	4	20	11	4	47	2.5
2022-23*	29-0	230	7.9	28-51	.549	0-0	.000	13-23	.565	22	34	56	1.9	52	2	9	14	15	6	69	2.4
2023-24*	35-33	847	24.2	163-229	.712	1-2	.500	80-129	.620	104	161	265	7.6	111	4	28	60	53	16	407	11.6
2024-25	30-29	534	17.8	82-109	.752	1-5	.200	32-54	.593	54	71	125	4.2	73	1	16	32	22	9	197	6.6
Total	113-62	1786	15.8	290-423	.686	2-7	.286	138-230	.600	193	289	482	4.3	263	7	57	126	101	35	720	6.4
at Stetson																					

GATERETSE'S SEASON/CAREER SUPERLATIVES

Double-Figure Scoring:	7 times	/	30 times
20+ Points:	1 time	/	5 times
30+ Points:	-	/	-
5+ Rebounds:	13 times	/	45 times
10+ Rebounds	-	/	12 times
5+ Assists:	-	/	1 time
10+ Assists:	-	/	-
Multiple Steals:	1 time	/	3 times
Multiple Blocks:	7 times	/	30 times
Double-Doubles:	-	/	9 times

CAREER HONORS

- ASUN All-Tournament Team (2023-24)

INTERNATIONAL CONNECTION

Hailing from Namur, Belgium, Gateretse is one of four international players on Utah State's 2024-25 roster.

HOW DO YOU SAY THAT?

AW-bin gat-er-ET-see

GATERETSE GAME-BY-GAME IN 2024-25

Date	Opponent	MIN	FG	3FG	FT	O-D-T	PF	A	TO	B	S	TP
O18	Weber State (Exh.)	16^	2-4	0-0	3-3	2-0-2	4	0	1	0	0	7
N6	Alcorn State	22^	11-11	0-0	2-2	3-3-6	2	1	0	2	1	24
N9	Charlotte	17^	2-2	0-0	3-4	5-4-9	4	0	1	1	0	7
N13	Westminster	12^	2-2	0-0	1-2	2-5-7	2	0	1	0	0	5
N18	Montana	DNP										
N22	vs Iowa	16^	3-3	0-0	0-0	2-1-3	2	0	2	0	0	6
N28	vs St. Bonaventure	22^	5-7	0-1	0-2	2-3-5	3	0	0	1	0	10
N29	vs North Texas	21^	2-3	0-0	0-0	1-1-2	2	0	0	0	1	4
D4	Wyoming*	18^	0-3	0-0	0-0	1-1-2	0	0	0	0	0	0
D7	Utah Tech	15^	4-7	1-2	3-4	3-2-5	3	0	2	2	0	12
D14	South Florida	20^	4-5	0-0	3-4	5-1-6	2	0	1	0	1	11
D17	UC San Diego	20^	2-3	0-0	0-0	1-4-5	1	2	3	1	1	4
D22	at Saint Mary's	24^	5-7	0-0	0-1	2-2-4	4	2	2	0	0	10
D28	at San Diego State*	15^	0-0	0-0	3-4	1-2-3	3	0	0	0	0	3
D31	at Nevada*	24^	0-1	0-0	0-0	1-4-5	3	1	4	3	2	0
J4	Fresno State*	15^	4-4	0-0	0-0	0-3-3	1	0	0	1	0	8
J7	at San José State*	18^	1-3	0-1	2-4	3-2-5	4	0	2	1	0	4
J11	Boise State*	23^	3-3	0-0	0-4	1-3-4	3	0	2	2	0	6
J15	at UNLV*	11^	1-1	0-0	0-0	1-3-4	4	1	2	0	0	2
J22	Nevada*	27	6-7	0-0	4-5	0-5-5	2	0	1	0	1	16
J25	at Air Force*	14^	1-3	0-0	3-3	1-3-4	4	0	0	3	0	5
J29	UNLV*	10^	0-0	0-0	0-0	0-1-1	3	1	2	0	0	0
F1	New Mexico*	20^	4-5	0-1	1-2	0-2-2	2	0	0	0	0	9
F4	at Wyoming*	16^	2-4	0-0	1-1	2-1-3	0	0	1	2	0	5
F7	at Fresno State*	15^	3-4	0-0	0-1	2-1-3	2	0	0	2	0	6
F11	Colorado State*	25^	7-7	0-0	2-4	2-4-6	3	4	1	0	0	16
F16	at New Mexico*	7^	0-0	0-0	0-0	1-1-2	5	1	1	0	0	0
F19	San José State*	16^	3-3	0-0	2-2	1-3-4	1	0	0	1	0	8
F22	San Diego State*	26^	1-2	0-0	1-3	5-1-6	1	1	2	0	1	3
F26	at Boise State*	18^	2-3	0-0	0-0	4-3-7	2	1	2	0	1	4
M1	at Colorado State*	10^	0-2	0-0	1-2	0-1-1	2	0	0	0	0	1
M8	Air Force*	12^	4-4	0-0	0-0	2-1-3	3	1	0	0	0	8

^ = Starter / \* = MW game / # = MW Tournament Game

GATERETSE'S SEASON HIGHS

Points	24 vs Alcorn State (11/6/24)
FG Made	11 vs Alcorn State (11/6/24)
FG ATT	11 vs Alcorn State (11/6/24)
3PT FG Made	1 vs Utah Tech (12/7/24)
3PT FG ATT	2 vs Utah Tech (12/7/24)
FT Made	4 vs Nevada (1/22/25)
FT ATT	5 vs Nevada (1/22/25)
Rebounds	9 vs Charlotte (11/9/24)
Assists	2 (2) at Saint Mary's (12/22/24)
Blocks	3 (2) at Air Force (1/25/25)
Steals	2 at Nevada (12/31/24)
Minutes	27 vs Nevada (1/22/25)

GATERETSE'S CAREER HIGHS

26 vs Milwaukee (1/20/23)*
12 vs Milwaukee (1/20/23)*
13 vs Milwaukee (1/20/23)*
1 (2) vs Utah Tech (12/7/24)
2 vs Utah Tech (12/7/24)
11 vs Austin Peay (3/10/24)*
15 vs Austin Peay (3/10/24)*
17 vs Coastal Georgia (11/29/23)*
5 vs Eastern Kentucky (2/10/24)*
4 (2) at FIU (12/19/23)*
2 (3) at Nevada (12/31/24)
37 vs FGCU (2/17/24)*

\*at Stetson



#22 KARSON TEMPLIN



#22 Karson Templin

6-8 • 217 • Sophomore • Forward  
Fairview, Texas • Lovejoy HS

CAREER SUPERLATIVES

FT < 1 min 3-10	Charges Drawn 5	Dunks 14
--------------------	--------------------	-------------

CAREER STATISTICS

	GP-GS	Min	Avg	FG-FGA	Pct	3FG-FGA	Pct	FT-FTA	Pct	Off	Def	Tot	Avg	PF	FO	A	TO	Blk	Stl	Pts	Avg
2023-24	23-0	173	7.5	22-38	.579	1-5	.200	13-20	.650	14	24	38	1.7	35	0	8	3	6	5	58	2.5
2024-25	31-2	522	16.8	83-159	.522	12-38	.316	48-80	.600	60	90	150	4.8	79	2	24	20	22	16	226	7.3
Total	54-2	695	12.9	105-197	.533	13-43	.302	61-100	.610	74	114	188	3.5	114	2	32	23	28	21	284	5.3

TEMPLIN GAME-BY-GAME IN 2024-25

Date	Opponent	MIN	FG	3FG	FT	O-D-T	PF	A	TO	B	S	TP
O18	Weber State (Exh.)	13	4-5	0-0	1-3	1-1-2	1	1	0	1	1	9
N6	Alcorn State	10	3-5	0-0	0-0	1-3-4	2	1	1	1	0	6
N9	Charlotte	16	6-6	0-0	0-1	3-4-7	4	1	0	1	2	12
N13	Westminster	17	6-8	1-2	3-5	3-3-6	2	0	1	1	0	16
N18	Montana	25^	4-5	0-0	4-9	4-5-9	4	0	1	2	2	12
N22	vs Iowa	16	3-4	0-0	1-4	4-4-8	3	0	1	1	1	7
N28	vs St. Bonaventure	18	1-6	0-2	1-1	4-2-6	3	0	1	0	0	3
N29	vs North Texas	17	2-4	0-0	0-0	1-4-5	0	0	1	0	0	4
D4	Wyoming*	22	2-5	0-0	7-8	3-3-6	2	1	1	0	0	11
D7	Utah Tech	15	4-4	1-1	1-2	0-3-3	1	0	0	1	2	10
D14	South Florida	19	5-8	1-2	1-2	1-2-3	1	0	0	1	1	12
D17	UC San Diego	20	5-7	2-3	6-9	4-2-6	3	0	0	1	2	18
D22	at Saint Mary's	15	5-9	3-6	0-0	0-1-1	0	2	0	1	1	13
D28	at San Diego State*	23	3-7	0-3	0-2	3-3-6	1	3	2	1	0	6
D31	at Nevada*	16	0-3	0-0	1-2	3-2-5	3	1	1	1	0	1
J4	Fresno State*	25	5-8	2-2	6-9	4-6-10	4	0	1	2	0	18
J7	at San José State*	22	4-5	0-0	2-4	2-5-7	2	0	0	2	1	10
J11	Boise State*	17	3-5	0-2	2-2	0-2-2	4	1	0	0	0	8
J15	at UNLV*	25	3-8	1-2	1-1	4-6-10	3	4	3	0	0	8
J22	Nevada*	13^	1-5	0-1	0-0	0-1-1	1	0	0	0	1	2
J25	at Air Force*	12	1-1	1-1	0-0	0-3-3	2	1	1	0	0	3
J29	UNLV*	19	2-4	0-2	4-6	1-3-4	5	1	0	0	0	8
F1	New Mexico*	21	1-5	0-4	0-0	2-4-6	3	2	0	3	0	2
F4	at Wyoming*	18	3-8	0-1	2-4	3-3-6	2	0	2	0	1	8
F7	at Fresno State*	18	3-6	0-1	0-0	1-5-6	4	1	1	0	1	6
F11	Colorado State*	10	3-6	0-0	3-4	3-1-4	5	0	0	0	1	9
F16	at New Mexico*	18	0-3	0-1	0-0	1-1-2	4	1	1	1	0	0
F19	San José State*	13	3-6	0-0	2-2	2-3-5	2	2	0	1	0	8
F22	San Diego State*	14	1-3	0-1	0-0	0-0-0	3	1	0	1	0	2
F26	at Boise State*	12	1-1	0-0	1-3	0-2-2	3	0	0	0	0	3
M1	at Colorado State*	8	0-3	0-1	0-0	2-1-3	0	0	0	0	0	0
M8	Air Force*	14	0-1	0-0	0-0	1-3-4	3	1	1	0	0	0

^ = Starter / \* = MW game / # = MW Tournament Game

TEMPLIN'S SEASON HIGHS

Points	18 (2) vs Fresno State (1/4/25)
FG Made	6 (2) vs Westminster (11/13/24)
FG ATT	9 at Saint Mary's (12/22/24)
3PT FG Made	3 at Saint Mary's (12/22/24)
3PT FG ATT	6 at Saint Mary's (12/22/24)
FT Made	7 vs Wyoming (12/4/24)
FT ATT	9 (3) vs Fresno State (1/4/25)
Rebounds	10 (2) at UNLV (1/15/25)
Assists	3 at San Diego State (12/28/24)
Blocks	3 vs New Mexico (2/1/25)
Steals	2 (4) vs UC San Diego (12/17/24)
Minutes	25 (2) vs Fresno State (1/4/25)

TEMPLIN'S CAREER HIGHS

18 (2) vs Fresno State (1/4/25)
6 (2) vs Westminster (11/13/24)
9 at Saint Mary's (12/22/24)
3 at Saint Mary's (12/22/24)
6 at Saint Mary's (12/22/24)
7 vs Wyoming (12/4/24)
9 (3) vs Fresno State (1/4/25)
10 (2) at UNLV (1/15/25)
3 at San Diego State (12/28/24)
2 (4) at San José State (1/7/25)
2 (4) vs UC San Diego (12/17/24)
25 (2) vs Fresno State (1/4/25)

TEMPLIN'S SEASON/CAREER SUPERLATIVES

Double-Figure Scoring:	10 times	/	10 times
20+ Points:	-	/	-
30+ Points:	-	/	-
5+ Rebounds:	16 times	/	17 times
10+ Rebounds:	2 times	/	2 times
5+ Assists:	-	/	-
10+ Assists:	-	/	-
Multiple Steals:	4 times	/	4 times
Multiple Blocks:	4 times	/	5 times
Double-Doubles:	1 time	/	1 time

CAREER HONORS

- Mountain West Scholar-Athlete (2024)
- Academic All-Mountain West (2024)

WELCOME BACK

Templin is one of five returning players and one of four returning letterwinners on the 2024-25 roster.

LEOPARD LEGEND

Templin was named Texas 5A all-state, two-time 5A all-region, two-time district MVP, three-time first team all-district and Defensive Player of the Year as a three-year varsity starter at Lovejoy High School in Lucas, Texas.



#23 Isaac Davis

6-8 • 240 • Freshman • Forward  
Idaho Falls, Idaho • Hillcrest HS

CAREER SUPERLATIVES (AT USU)

FT < 1 min	Charges Drawn	Dunks
-	-	3

CAREER STATISTICS

	GP-GS	Min	Avg	FG-FGA	Pct	3FG-FGA	Pct	FT-FTA	Pct	Off	Def	Tot	Avg	PF	FO	A	TO	Blk	Stl	Pts	Avg
2024-25	18-0	97	5.4	12-16	.750	0-0	.000	12-16	.750	9	12	21	1.2	21	0	3	4	0	1	36	2.0
Total	18-0	97	5.4	12-16	.750	0-0	.000	12-16	.750	9	12	21	1.2	21	0	3	4	0	1	36	2.0

DAVIS' SEASON/CAREER SUPERLATIVES

Double-Figure Scoring:	-	/	-
20+ Points:	-	/	-
30+ Points:	-	/	-
5+ Rebounds:	2 times	/	2 times
10+ Rebounds:	-	/	-
5+ Assists:	-	/	-
10+ Assists:	-	/	-
Multiple Steals:	-	/	-
Multiple Blocks:	-	/	-
Double-Doubles:	-	/	-

KNIGHT LEGEND

At Hillcrest High School in Idaho Falls, Idaho, Davis led the Knights to back-to-back 4A state championships his sophomore and junior seasons, then a runner-up finish his senior year. As a senior, he averaged 16.1 points, 7.9 rebounds and 2.6 assists per game.

DAVIS GAME-BY-GAME IN 2024-25

Date	Opponent	MIN	FG	3FG	FT	O-D-T	PF	A	TO	B	S	TP
O18	Weber State (Exh.)	9	1-1	1-1	0-0	1-2-3	2	0	2	0	0	3
N6	Alcorn State	9	0-1	0-0	0-1	3-3-6	2	0	0	0	0	0
N9	Charlotte	2	3-3	0-0	0-0	0-0-0	2	0	0	0	0	6
N13	Westminster	7	2-2	0-0	0-0	0-0-0	0	1	0	0	1	4
N18	Montana	9	0-1	0-0	1-2	0-1-1	1	0	1	0	0	1
N22	vs Iowa	7	1-2	0-0	1-2	3-2-5	2	0	0	0	0	3
N28	vs St. Bonaventure	DNP										
N29	vs North Texas	2	0-0	0-0	0-0	0-0-0	0	0	0	0	0	0
D4	Wyoming*	DNP										
D7	Utah Tech	9	0-0	0-0	2-2	1-3-4	1	0	1	0	0	2
D14	South Florida	1	0-0	0-0	0-0	0-0-0	0	0	0	0	0	0
D17	UC San Diego	DNP										
D22	at Saint Mary's	DNP										
D28	at San Diego State*	2	0-0	0-0	0-0	0-0-0	1	0	1	0	0	0
D31	at Nevada*	DNP										
J4	Fresno State*	DNP										
J7	at San José State*	DNP										
J11	Boise State*	DNP										
J15	at UNLV*	DNP										
J22	Nevada*	1	0-0	0-0	0-0	0-0-0	0	0	0	0	0	0
J25	at Air Force*	3	1-1	0-0	2-2	1-0-1	1	1	0	0	0	4
J29	UNLV*	3	0-0	0-0	0-0	0-0-0	1	0	0	0	0	0
F1	New Mexico*	1	1-2	0-0	0-0	0-0-0	1	0	0	0	0	2
F4	at Wyoming*	DNP										
F7	at Fresno State*	DNP										
F11	Colorado State*	DNP										
F16	at New Mexico*	5	0-0	0-0	2-2	0-1-1	4	0	0	0	0	2
F19	San José State*	7	1-1	0-0	1-2	0-0-0	0	0	0	0	0	3
F22	San Diego State*	DNP										
F26	at Boise State*	3	0-0	0-0	0-0	0-0-0	2	0	0	0	0	0
M1	at Colorado State*	16	1-1	0-0	0-0	0-1-1	0	1	0	0	0	2
M8	Air Force*	10	2-2	0-0	3-3	1-1-2	3	0	1	0	0	7

^ = Starter / \* = MW game / # = MW Tournament Game

DAVIS' SEASON HIGHS

Points	7 vs Air Force (3/8/25)
FG Made	3 vs Charlotte (11/9/24)
FG ATT	3 vs Charlotte (11/9/24)
3PT FG Made	-
3PT FG ATT	-
FT Made	3 vs Air Force (3/8/25)
FT ATT	3 vs Air Force (3/8/25)
Rebounds	6 vs Alcorn State (11/6/24)
Assists	1 (2) at Air Force (1/25/25)
Blocks	-
Steals	1 vs Westminster (11/13/24)
Minutes	16 at Colorado State (3/1/25)

DAVIS' CAREER HIGHS

Points	7 vs Air Force (3/8/25)
FG Made	3 vs Charlotte (11/9/24)
FG ATT	3 vs Charlotte (11/9/24)
3PT FG Made	-
3PT FG ATT	-
FT Made	3 vs Air Force (3/8/25)
FT ATT	3 vs Air Force (3/8/25)
Rebounds	6 vs Alcorn State (11/6/24)
Assists	1 (2) at Air Force (1/25/25)
Blocks	-
Steals	1 vs Westminster (11/13/24)
Minutes	16 at Colorado State (3/1/25)

# 2024-25 UTAH STATE BOX SCORES

## GAME 0 (EXH) UTAH STATE 85, WEBER STATE 66 OCTOBER 18, 2024 • DEE GLEN SMITH SPECTRUM

Weber St. (0-0,0-0 Big Sky) ~vs- Utah St. (0-0,0-0 Mountain West)  
10/18/24 at Dee Glen Smith Spectrum, Logan, UT

Date: 10/18/24  
Time: 7:00 PM  
Attendance: 4,157  
Site: Dee Glen Smith Spectrum, Logan, UT  
Referees: Juan Corral, Janetta Graham, Nate Harris

Score By Period		1	2	Total
Weber St.		28	38	66
Utah St.		42	43	85

### Weber St. 66

#	Player	GS	MIN	FG	3PT	FT	ORB-DRB	REB	PF	A	TO	BLK	STL	PTS
08	Vartiainen,Viljami	*	23	5-6	4-4	2-2	2-0	2	5	0	2	0	0	16
00	Threatt,Blaise	*	30	5-8	1-2	4-10	0-3	3	1	3	2	0	1	15
05	Burris,Nigel	*	18	2-5	1-2	2-2	3-3	6	2	1	1	0	1	7
03	Tomley,Miguel	*	28	2-9	1-7	1-2	0-1	1	2	0	1	0	0	6
20	Tew,Alex	*	21	0-4	0-0	0-0	1-5	6	1	3	0	0	0	0
30	Hennig,Trevor		10	3-6	0-0	3-3	0-0	0	0	0	1	0	0	9
13	Vucinic,Vasilje		15	2-4	0-0	0-1	1-2	3	0	0	2	0	0	4
10	Sarenac,Marko		13	2-6	0-3	0-0	1-2	3	3	0	0	0	1	4
23	Sarenac,Nemanja		8	1-2	1-2	0-0	0-1	1	1	1	0	0	0	3
33	Hansen,David		3	0-0	0-0	2-2	0-1	1	0	0	0	0	0	2
11	Moore,Saadq		20	0-3	0-3	0-0	0-0	0	3	4	1	0	0	0
15	Cutler,Declan		11	0-0	0-0	0-0	1-3	4	3	3	1	1	1	0
TM TEAM			0	0-0	0-0	0-0	2-1	2	0	0	0	0	0	0
Totals		-	200	22-53	8-23	14-22	11-22	33	21	15	15	1	4	66

Team Summary	FG	3PT	FT
First Half	8-25 32.00 %	5-13 38.46 %	7-13 53.85 %
Second Half	14-28 50.00 %	3-10 30.00 %	7-9 77.78 %
Total	22-53 41.5 %	8-23 34.8 %	14-22 63.6 %

Technical Fouls: none Second Chance Points: 10 Scores Tied: 2 times(s) Points In the Paint: 24 Fast Break Points: 4  
Lead Changed: 1 time(s) Points off Turnovers: 10 Bench Points: 22 Largest Lead: 0 0

### Utah St. 85

#	Player	GS	MIN	FG	3PT	FT	ORB-DRB	REB	PF	A	TO	BLK	STL	PTS
04	Martinez,Ian	*	20	6-10	0-2	5-6	2-1	3	4	0	1	2	1	17
08	Allen,Drake	*	25	4-5	2-3	2-4	0-1	1	1	6	1	0	1	12
20	Johnson,Isaac	*	22	4-8	1-4	3-3	3-4	7	0	2	1	0	0	12
12	Falslev,Mason	*	26	2-4	0-2	3-3	0-6	6	1	5	0	0	3	7
21	Gateretse,Aubin	*	16	2-4	0-0	3-3	2-0	2	4	0	1	0	0	7
07	Akanno,Dexter		19	3-6	2-4	2-2	0-2	2	2	0	0	0	0	10
22	Templin,Karson		13	4-5	0-0	1-3	1-1	2	1	1	0	1	1	9
23	Davis,Isaac		9	1-1	1-1	0-0	1-2	3	2	0	2	0	0	3
02	Anderson,Tucker		19	0-8	0-5	2-2	1-3	4	4	2	0	1	0	2
13	Albury,Deyton		16	1-4	0-1	0-0	0-1	1	2	2	1	0	1	2
00	Housley,Braden		6	1-2	0-1	0-0	0-1	1	1	0	1	0	0	2
03	Smith,Jaxon		2	1-2	0-1	0-0	0-0	0	0	0	0	0	0	2
05	Barnes,Jordy		7	0-0	0-0	0-0	0-1	1	0	1	1	0	0	0
TM TEAM			0	0-0	0-0	0-0	1-2	3	0	0	0	0	0	0
Totals		-	200	25-59	6-24	21-25	11-25	36	22	19	9	4	7	85

Team Summary	FG	3PT	FT
First Half	13-24 54.17 %	5-13 38.46 %	11-16 68.75 %
Second Half	16-35 45.71 %	1-11 9.09 %	10-10 100.00 %
Total	29-59 49.2 %	6-24 25.0 %	21-26 80.8 %

Technical Fouls: (1) Martinez,Ian Second Chance Points: 13 Scores Tied: 2 times(s) Points In the Paint: 44 Fast Break Points: 21  
Lead Changed: 1 time(s) Points off Turnovers: 27 Bench Points: 30 Largest Lead: 0 0

## GAME 2 UTAH STATE 103, CHARLOTTE 74 NOVEMBER 9, 2024 • DEE GLEN SMITH SPECTRUM

Charlotte (1-1,0-0 AAC) ~vs- Utah St. (2-0,0-0 Mountain West)  
11/09/24 at Dee Glen Smith Spectrum, Logan, UT

Date: 11/09/24  
Time: 2:00 PM  
Attendance: 7,859  
Site: Dee Glen Smith Spectrum, Logan, UT  
Referees: Kelly Pfeifer, Nate Harris, Michael Irving

Score By Period		1	2	Total
Charlotte		39	35	74
Utah St.		52	51	103

### Charlotte 74

#	Player	GS	MIN	FG	3PT	FT	ORB-DRB	REB	PF	A	TO	BLK	STL	PTS
20	Braswell,Robert	*	19	7-8	5-6	1-1	0-1	1	3	1	2	0	0	20
10	Graves,Nik	*	33	1-2	1-6	4-6	3-1	4	2	4	3	0	0	15
01	Rosado,Giancarlo	*	25	4-7	0-0	4-6	0-4	4	2	1	4	0	1	12
22	Thomas,Jaeshon	*	24	4-8	0-1	2-2	1-2	3	4	3	1	0	0	10
24	Rolf,Rich	*	25	2-4	1-2	2-2	1-1	2	3	0	0	0	0	7
07	Blackmon,Kylan	*	25	1-4	1-3	2-2	1-2	3	2	2	0	0	0	5
03	Bradford,Ben		21	2-6	0-2	1-3	1-1	2	3	0	0	0	1	5
21	Reiber,Dean		10	0-1	0-1	0-0	1-1	2	2	0	0	0	0	0
11	Szymczyk,Aleks		9	0-1	0-1	0-0	0-1	1	1	1	2	0	0	0
31	Richard,Nick		6	0-1	0-0	0-0	0-0	0	1	0	3	0	0	0
35	Fearns,Tyler		2	0-0	0-0	0-0	0-0	0	0	0	0	0	0	0
02	Bailey,Andrew		1	0-0	0-0	0-0	0-0	0	0	0	0	0	0	0
TM TEAM			0	0-0	0-0	0-0	2-1	3	0	0	0	0	0	0
Totals		-	200	25-52	8-22	16-22	10-15	25	23	12	17	0	2	74

Team Summary	FG	3PT	FT
First Half	14-27 51.85 %	4-10 40.00 %	7-11 63.64 %
Second Half	11-25 44.00 %	4-12 33.33 %	9-11 81.82 %
Total	25-52 48.1 %	8-22 36.4 %	16-22 72.7 %

Technical Fouls: none Second Chance Points: 8 Scores Tied: 4 times(s) Points In the Paint: 32 Fast Break Points: 0  
Lead Changed: 6 time(s) Points off Turnovers: 5 Bench Points: 10 Largest Lead: 0 0

### Utah St. 103

#	Player	GS	MIN	FG	3PT	FT	ORB-DRB	REB	PF	A	TO	BLK	STL	PTS
04	Martinez,Ian	*	28	7-13	1-4	8-10	3-1	4	2	4	1	0	1	23
08	Allen,Drake	*	20	4-5	2-3	1-1	1-2	3	2	1	1	0	1	11
12	Falslev,Mason	*	27	4-10	0-1	0-0	0-1	1	1	4	1	0	0	8
20	Johnson,Isaac	*	18	2-7	1-4	2-2	1-3	4	1	3	1	1	3	7
21	Gateretse,Aubin	*	17	2-2	0-0	3-4	5-4	9	4	0	1	1	0	7
07	Akanno,Dexter		22	5-8	2-3	3-4	1-1	2	1	2	0	0	1	15
22	Templin,Karson		16	6-6	0-0	0-1	3-4	7	4	1	0	1	2	12
02	Anderson,Tucker		16	3-8	0-5	0-0	0-2	2	0	1	0	0	0	6
13	Albury,Deyton		14	1-1	1-1	3-5	0-0	0	2	3	0	0	0	6
23	Davis,Isaac		2	3-3	0-0	0-0	0-0	0	2	0	0	0	0	6
05	Barnes,Jordy		16	1-2	0-1	0-0	1-2	3	1	4	2	0	4	2
00	Housley,Braden		2	0-0	0-0	0-0	0-0	0	0	0	0	0	0	0
03	Smith,Jaxon		2	0-1	0-0	0-0	0-0	0	1	1	0	0	0	0
TM TEAM			0	0-0	0-0	0-0	1-0	1	0	0	0	0	0	0
Totals		-	200	38-66	7-22	20-27	16-20	36	21	24	7	3	12	103

Team Summary	FG	3PT	FT
First Half	17-31 54.84 %	4-10 40.00 %	14-15 93.33 %
Second Half	21-35 60.00 %	3-12 25.00 %	6-12 50.00 %
Total	38-66 57.6 %	7-22 31.8 %	20-27 74.1 %

Technical Fouls: none Second Chance Points: 22 Scores Tied: 4 times(s) Points In the Paint: 60 Fast Break Points: 22  
Lead Changed: 6 time(s) Points off Turnovers: 21 Bench Points: 47 Largest Lead: 0 0

## GAME 1 UTAH STATE 101, ALCORN STATE 46 NOVEMBER 6, 2024 • DEE GLEN SMITH SPECTRUM

Alcorn (0-2,0-0 SWAC) ~vs- Utah St. (1-0,0-0 Mountain West)  
11/06/24 at Dee Glen Smith Spectrum, Logan, UT

Date: 11/06/24  
Time: 7:00 PM  
Attendance: 8,131  
Site: Dee Glen Smith Spectrum, Logan, UT  
Referees: Scott Brown, Larry Sciroto, Mike Littlewood

Score By Period		1	2	Total
Alcorn		14	32	46
Utah St.		52	49	101

### Alcorn 46

#	Player	GS	MIN	FG	3PT	FT	ORB-DRB	REB	PF	A	TO	BLK	STL	PTS
09	Gaines-Wyatt,Jalyke	*	28	3-9	2-3	2-3	0-2	2	1	1	3	0	1	10
15	Binet,Djani	*	26	2-5	0-0	1-2	2-1	3	4	0	0	1	0	5
11	Tankersley,Marcus	*	25	0-7	0-2	4-5	1-2	3	0	3	1	0	0	4
01	Pajeaud,Michael	*	21	0-4	0-0	0-0	2-2	4	4	3	2	1	1	0
00	Mitchell,Josh	*	12	0-2	0-0	0-0	3-2	5	2	0	1	1	0	0
02	Cornelius,Keionte		26	4-10	3-7	0-0	0-0	0	0	0	4	0	1	11
23	Braster,Daniel		18	4-7	1-2	0-0	0-2	2	1	0	2	0	1	9
03	Williams,Davian		20	3-9	1-6	0-0	0-1	1	0	0	1	0	3	7
04	Lightfoot,Wille		7	0-2	0-1	0-0	0-0	0	0	0	1	0	0	0
08	McDaniels,Tyren		7	0-0	0-0	0-0	1-2	3	1	0	0	1	1	0
10	Lisenbee,Antonio		6	0-0	0-0	0-0	0-1	1	2	0	0	0	0	0
14	Butler,Cameron		4	0-0	0-0	0-0	0-0	0	0	0	0	0	0	0
TM TEAM			0	0-0	0-0	0-0	1-2	3	0	0	3	0	0	0
Totals		-	200	16-55	7-21	7-11	10-17	27	15	7	20	4	8	46

Team Summary	FG	3PT	FT
First Half	5-27 18.52 %	2-8 25.00 %	2-3 66.67 %
Second Half	11-28 39.29 %	5-13 38.46 %	5-8 62.50 %
Total	16-55 29.1 %	7-21 33.3 %	7-11 63.6 %

Technical Fouls: (1) TEAM Second Chance Points: 8 Scores Tied: 2 times(s) Points In the Paint: 16 Fast Break Points: 6  
Lead Changed: 6 time(s) Points off Turnovers: 10 Bench Points: 27 Largest Lead: 0 0

### Utah St. 101

#	Player	GS	MIN	FG	3PT	FT	ORB-DRB	REB	PF	A	TO	BLK	STL	PTS
21	Gateretse,Aubin	*	22	11-11	0-0	2-2	3-3	6	2	1	0	2	1	24
04	Martinez,Ian	*	19	3-5	2-4	4-4	1-0	1	0	4	0	1	1	12
20	Johnson,Isaac	*	19	4-9	3-5	0-0	1-6	7	0	1	1	1	0	11
08	Allen,Drake	*	17	2-3	0-1	4-4	1-4	5	0	3	1	0	1	8
12	Falslev,Mason	*	18	3-5	0-1	0-0	2-2	4	1	6	1	0	1	6
02	Anderson,Tucker		16	4-12	2-9	2-2	1-2	3	1	1	0	0	1	12
07	Akanno,Dexter		20	2-7	1-4	2-3	1-0	1	2	2	0	0	2	7
13	Albury,Deyton		23	2-7	1-1	1-2	0-3	3	1	2	0	0	1	7
22	Templin,Karson		10	3-5	0-0	0-0	1-3	4	2	1	1	1	0	8
00	Housley,Braden		9	2-2	2-2	0-0	1-1	2	3	1	0	0	1	6
03	Smith,Jaxon		3	1-2	1-2	0-0	0-0	0	0	0	0	0	0	0
05	Barnes,Jordy		15	0-3	0-2	0-0	0-3	3	0	6	2	0	2	0
23	Davis,Isaac		9	0-1	0-0	0-1	3-3	6	2	0	0	0	0	0
TM	TEAM		0	0-0	0-0	0-0	5-2	7	0	0	0	0	0	0
			202	202	202	202	202	202	202	202	202	202	202	202

# 2024-25 UTAH STATE BOX SCORES

## GAME 4 UTAH STATE 95, MONTANA 83 NOVEMBER 18, 2024 • DEE GLEN SMITH SPECTRUM

Montana (2-3,0-0 Big Sky) -vs- Utah St. (4-0,0-0 Mountain West)  
11/18/24 at Dee Glen Smith Spectrum, Logan, UT

Date: 11/18/24

Time: 7:00 PM

Attendance: 8,054

Site: Dee Glen Smith Spectrum, Logan, UT

Referees: Tim Comer, John Floyd, Earl Walton

Score By Period

	1	2	Total
Montana	35	48	83
Utah St.	49	46	95

### Montana 83

#	Player	GS	MIN	FG	3PT	FT	ORB-DRB	REB	PF	A	TO	BLK	STL	PTS
00	Williams,Money	*	34	8-19	3-9	6-8	1-3	4	4	2	6	0	1	25
10	Pridgen,Joe	*	29	8-9	1-1	1-3	4-4	8	3	3	1	3	1	18
12	Whitney,Brandon	*	38	3-4	0-0	2-5	1-2	3	2	5	1	0	1	8
01	Johnson,Kai	*	33	3-14	0-7	0-0	0-6	6	3	4	5	3	1	6
05	Jedkins,Amari	*	10	0-0	0-0	0-0	2-0	2	2	0	0	0	0	0
50	Bradtkje,Jensen	*	29	6-12	3-6	2-3	3-2	5	4	0	1	1	1	17
20	Patterson,Austin	14	2-2	1-1	0-0	0-2	2	1	1	2	0	1	5	5
14	Davidson,Zack	9	2-2	0-0	0-1	1-1	2	2	0	1	0	0	4	4
15	Foy,Jalen	4	0-0	0-0	0-0	0-0	0	1	0	1	0	0	0	0
TM	TEAM	0	0-0	0-0	0-0	0-0	3-2	5	0	0	0	0	0	0
Totals		-	200	32-62	8-24	11-20	15-22	37	22	15	18	7	6	83

### Team Summary

	FG	3PT	FT
First Half	15-25 60.00 %	5-10 50.00 %	0-1 0.00 %
Second Half	17-37 45.95 %	3-14 21.43 %	11-19 57.89 %
Total	32-62 51.6 %	8-24 33.3 %	11-20 55.0 %

Technical Fouls: (1) TEAM Second Chance Points: 17 Scores Tied: 2 times(s) Points in the Paint: 42 Fast Break Points: 9  
Lead Changed: 3 times(s) Points off Turnovers: 11 Bench Points: 26 Largest Lead: 0 0

### Utah St. 95

#	Player	GS	MIN	FG	3PT	FT	ORB-DRB	REB	PF	A	TO	BLK	STL	PTS
04	Martinez,Ian	*	36	6-15	4-8	16-16	4-3	7	1	3	0	0	1	32
12	Falslev,Mason	*	34	11-17	2-4	1-2	0-3	3	5	0	2	1	5	25
22	Templin,Karson	*	25	4-5	0-0	4-9	4-5	9	4	0	1	2	2	12
41	Akanno,Dexter	*	22	1-4	0-1	6-6	1-2	3	1	0	3	0	0	8
08	Allen,Drake	*	21	2-5	1-2	0-0	1-0	1	4	4	1	0	1	5
20	Johnson,Isaac	17	3-5	2-4	0-1	0-2	2	1	0	1	0	0	8	
02	Anderson,Tucker	12	1-2	0-1	0-0	0-4	4	0	0	0	0	0	2	
13	Albury,Deyton	12	1-4	0-0	0-0	0-0	0	2	1	2	0	0	2	
23	Davis,Isaac	9	0-1	0-0	1-2	0-1	1	1	0	1	0	0	1	
05	Barnes,Jordy	12	0-0	0-0	0-0	0-1	1	3	1	1	0	2	0	
TM	TEAM		0	0-0	0-0	0-0	2-0	2	0	0	0	0	0	0
Totals		-	200	29-58	9-20	28-36	12-21	33	22	9	12	3	11	95

### Team Summary

	FG	3PT	FT
First Half	16-31 51.61 %	5-10 50.00 %	12-17 70.59 %
Second Half	13-27 48.15 %	4-10 40.00 %	16-19 84.21 %
Total	29-58 50.0 %	9-20 45.0 %	28-36 77.8 %

Technical Fouls: none Second Chance Points: 13 Scores Tied: 2 times(s) Points in the Paint: 40 Fast Break Points: 10  
Lead Changed: 3 times(s) Points off Turnovers: 27 Bench Points: 13 Largest Lead: 0 0

## GAME 6 UTAH STATE 72, ST. BONAVENTURE 67 NOVEMBER 28, 2024 • ORLANDO, FLORIDA

Utah St. (6-0,0-0 Mountain West) -vs- St. Bonaventure (6-1,0-0 Atlantic 10)  
11/28/24 at State Farm Field House, Kissimmee, FL

Date: 11/28/24

Time: 5:30 PM

Site: State Farm Field House, Kissimmee, FL

Referees: Andy O'Brien, Justin Porterfield, Matt Potter

Score By Period

	1	2	Total
Utah St.	25	47	72
St. Bonaventure	30	37	67

### Utah St. 72

#	Player	GS	MIN	FG	3PT	FT	ORB-DRB	REB	PF	A	TO	BLK	STL	PTS
12	Falslev,Mason	*	36	5-12	2-5	3-4	4-8	12	2	2	6	0	2	15
04	Martinez,Ian	*	34	2-10	1-6	9-10	0-2	2	1	2	0	1	2	14
08	Allen,Drake	*	30	3-8	0-4	6-7	0-3	3	1	6	1	0	2	12
21	Gateretse,Aubin	*	22	5-7	0-1	0-2	2-3	5	3	0	0	1	0	10
20	Johnson,Isaac	*	12	2-5	0-2	0-0	0-1	1	0	0	0	1	0	4
07	Akanno,Dexter		24	4-10	3-6	3-4	1-3	4	1	2	0	0	0	14
22	Templin,Karson		18	1-6	0-2	1-1	4-2	6	3	0	1	0	0	3
13	Albury,Deyton		11	0-3	0-1	0-0	1-3	4	1	1	0	0	0	0
02	Anderson,Tucker		10	0-3	0-1	0-0	4-1	5	0	0	0	0	0	0
05	Barnes,Jordy		3	0-0	0-0	0-0	0-0	0	0	1	0	0	1	0
TM	TEAM		0	0-0	0-0	0-0	1-1	2	0	0	0	0	0	0
Totals		-	200	22-64	6-28	22-28	17-27	44	12	14	8	3	7	72

### Team Summary

	FG	3PT	FT
First Half	9-38 23.68 %	2-18 11.11 %	5-6 83.33 %
Second Half	13-26 50.00 %	4-10 40.00 %	17-22 77.27 %
Total	22-64 34.4 %	6-28 21.4 %	22-28 78.6 %

Technical Fouls: none Second Chance Points: 4 Scores Tied: 3 times(s) Points in the Paint: 28 Fast Break Points: 13  
Lead Changed: 4 times(s) Points off Turnovers: 13 Bench Points: 17 Largest Lead: 0 0

### St. Bonaventure 67

		GS	MIN	FG	3PT	FT	ORB-DRB	REB	PF	A	TO	BLK	STL	PTS
05	Bowen,Daonte	*	36	6-12	1-3	2-4	0-4	4	2	4	4	0	2	15
24	Brown,Noel	*	28	6-7	0-0	3-4	1-3	4	3	0	1	1	0	15
11	Council Jr.,Melvin	*	34	6-15	1-3	0-0	5-7	12	3	3	2	0	2	13
00	Moore,Chance	*	34	4-12	2-5	2-5	2-5	7	5	0	1	4	1	12
10	Jones,Lajae	*	29	3-7	1-3	0-0	1-3	4	4	2	0	1	0	7
08	Hinton,Jonah		16	1-6	1-6	2-2	1-2	3	1	0	0	0	0	5
01	Thompson,Duane		8	0-1	0-0	0-0	0-2	2	1	0	1	1	0	0
07	Folarin,Michael		7	0-0	0-0	0-0	0-2	2	1	0	0	1	1	0
23	Bolanga,Noah		5	0-1	0-1	0-0	0-0	0	0	0	1	0	0	0
21	Wedlow,Xander		3	0-0	0-0	0-0	0-0	0	0	0	0	0	0	0
TM	TEAM		0	0-0	0-0	0-0	2-0	2	0	0	2	0	0	0
Totals		-	200	26-61	6-21	9-15	12-28	40	20	9	12	8	6	67

### Team Summary

	FG	3PT	FT
First Half	13-31 41.94 %	3-7 42.86 %	1-2 50.00 %
Second Half	13-30 43.33 %	3-14 21.43 %	8-13 61.54 %
Total	26-61 42.6 %	6-21 28.6 %	9-15 60.0 %

Technical Fouls: none Second Chance Points: 14 Scores Tied: 3 times(s) Points in the Paint: 36 Fast Break Points: 10  
Lead Changed: 4 times(s) Points off Turnovers: 2 Bench Points: 5 Largest Lead: 0 0

## GAME 5 UTAH STATE 77, IOWA 69 NOVEMBER 22, 2024 • KANSAS CITY, MISSOURI

Utah St. (5-0,0-0 Mountain West) -vs- Iowa (5-1,0-0 Big Ten)  
11/22/24 at T-Mobile Center, Kansas City, MO

Date: 11/22/24

Time: 7:00 PM

Site: T-Mobile Center, Kansas City, MO

Referees: Nate Harris, DJ Carstensen, Michael Irving

Score By Period

	1	2	Total
Utah St.	33	44	77
Iowa	37	32	69

### Utah St. 77

#	Player	GS	MIN	FG	3PT	FT	ORB-DRB	REB	PF	A	TO	BLK	STL	PTS
12	Falslev, Mason	*	36	9-15	3-4	4-4	1-11	12	2	3	1	1	2	25
04	Martinez, Ian	*	26	6-15	1-4	0-0	2-4	6	4	6	3	1	3	13
20	Johnson, Isaac	*	13	3-4	1-2	0-0	1-2	3	1	0	0	0	1	7
21	Gateretse, Aubin	*	16	3-3	0-0	0-0	2-1	3	2	0	2	0	0	6
08	Allen, Drake	*	22	2-7	1-4	0-0	0-0	0	0	2	5	0	0	5
02	Anderson, Tucker		27	3-8	1-5	3-3	0-5	5	3	1	1	1	5	10
22	Templin, Karson		16	3-4	0-0	1-4	4-4	8	3	0	1	1	1	7
23	Davis, Isaac		7	1-2	0-0	1-2	3-2	5	2	0	0	0	0	3
07	Akanno, Dexter		17	0-5	0-1	1-2	0-3	3	2	2	0	0	0	1
05	Barnes, Jordy		12	0-1	0-1	0-1	0-0	0	0	3	1	0	0	0
13	Albury, Deyton		8	0-1	0-0	0-0	0-0	1	0	1	0	4	2	1
TM	TEAM		0	0-0	0-0	0-0	2-0	2	0	0	0	0	0	0
Totals		-	200	30-65	7-21	10-16	15-32	47	20	17	18	6	13	77

### Team Summary

	FG	3PT	FT
First Half	12-33 36.36 %	4-11 36.36 %	5-7 71.43 %
Second Half	18-32 56.25 %	3-10 30.00 %	5-9 55.56 %
Total	30-65 46.2 %	7-21 33.3 %	10-16 62.5 %

Technical Fouls: none Second Chance Points: 24 Scores Tied: 7 times(s) Points in the Paint: 42 Fast Break Points: 21  
Lead Changed: 8 times(s) Points off Turnovers: 12 Bench Points: 21 Largest Lead: 0 0

### Iowa 69

#	Player	GS	MIN	FG	3PT	FT	ORB-DRB	REB	PF	A	TO	BLK	STL	PTS
02	Harding,Brock	*	34	8-15	3-6	0-0	1-0	1	2	5	3	0	4	19
32	Freeman,Owen	*	34	9-12	0-0	0-2	3-8	11	4	2	4	0	0	18
20	Sandford,Payton	*	36	4-18	1-3	5-6	0-3	3	2	3	1	0	3	14
04	Dix,Josh	*	20	2-7	0-4	2-2	1-1	2	1	2	1	1	1	6
13	Dembele,Ladji	*	10	0-1	0-0	0-0	0-3	3	3	2	1	0	0	0
03	Thielwell,Drew		23	2-4	1-1	0-2	0-2	2	3	2	0	0	1	5
07	Traore,Seydou		18	2-4	0-0	0-1	1-3	4	1	2	2	2	1	4
00	Brauns,Even		4	1-1	0-0	0-1	0-0	0	0	0	0	1	1	2
24	Sandford,Pryce		16	0-2	0-2	1-2	0-0	0	1	1	2	0	0	1
08	Koch,Cooper		5	0-0	0-0	0-0	0-0	0	1	0	2	1	0	0
TM	TEAM		0	0-0	0-0	0-0	3-2	5	0	0	0	0	0	0
Totals		-	200	28-64	5-26	8-16	9-22	31	18	19	16	8	11	69

### Team Summary

	FG	3PT	FT
First Half	15-34 44.12 %	2-13 15.38 %	5-9 55.56 %
Second Half	13-30 43.33 %	3-13 23.08 %	3-7 42.86 %
Total	28-64 43.8 %	5-26 19.2 %	8-16 50.0 %

Technical Fouls: none Second Chance Points: 12 Scores Tied: 7 times(s) Points in the Paint: 38 Fast Break Points: 4  
Lead Changed: 8 times(s) Points off Turnovers: 14 Bench Points: 12 Largest Lead: 0 0

## GAME 7 UTAH STATE



# 2024-25 UTAH STATE BOX SCORES

## GAME 8 UTAH STATE 70, WYOMING 67 DECEMBER 4, 2024 • DEE GLEN SMITH SPECTRUM

Wyoming (5-3,0-1 Mountain West) -vs- Utah St. (8-0,1-0 Mountain West)  
12/04/24 at Dee Glen Smith Spectrum, Logan, UT

**Date:** 12/04/24  
**Time:** 7:00 PM  
**Attendance:** 8,420  
**Site:** Dee Glen Smith Spectrum, Logan, UT  
**Referee:** Kelly Pfeifer, Mike Littlewood, Michael Irving

Score By Period		1	2	Total
Wyoming		29	38	67
Utah St.		32	38	70

### Wyoming 67

#	Player	GS	MIN	FG	3PT	FT	ORB-DRB	REB	PF	A	TO	BLK	STL	PTS
05	Aghim,Obi	*	37	7-11	0-3	3-4	0-5	5	2	10	1	0	0	17
02	Newton,Kobe	*	26	5-12	5-10	2-2	0-0	0	4	0	0	0	1	17
16	Nesbitt,Jordan	*	37	4-9	3-6	2-2	0-9	9	4	1	6	0	4	13
25	Tainamo,Touko	*	21	2-5	1-3	0-0	1-0	1	1	1	0	0	0	5
08	Henry,Cole	*	15	0-1	0-0	0-0	0-2	2	4	2	2	2	0	0
11	Allen,Dontaie		29	3-5	3-4	0-0	0-1	1	0	0	0	0	0	9
12	Ebube,Scottie		23	3-5	0-0	0-1	1-3	4	3	1	0	2	0	6
03	Willis,A.J.		5	0-0	0-0	0-0	0-1	1	1	0	0	0	0	0
09	Magassa,Abou		5	0-0	0-0	0-0	0-0	0	1	0	0	0	0	0
15	Kojenets,Oleg		2	0-0	0-0	0-0	0-0	0	1	0	0	0	0	0
TM TEAM			0	0-0	0-0	0-0	3-1	4	0	0	3	0	0	0
<b>Totals</b>			-	200	24-48	12-26	7-9	5-22	27	21	15	12	4	5 67

Team Summary		FG		3PT		FT	
First Half	12-24	50.00 %		5-14	35.71 %		0-0 0.00%
Second Half	12-24	50.00 %		7-12	58.33 %		7-9 77.78 %
<b>Total</b>	<b>24-48</b>	<b>50.0 %</b>		<b>12-26</b>	<b>46.2 %</b>		<b>7-9 77.8 %</b>

**Technical Fouls:** none   **Second Chance Points:** 0   **Scores Tied:** 10 times(s)   **Points in the Paint:** 20   **Fast Break Points:** 5  
**Lead Changed:** 7 times(s)   **Points off Turnovers:** 15   **Bench Points:** 15   **Largest Lead:** 0 0

### Utah St. 70

#	Player	GS	MIN	FG	3PT	FT	ORB-DRB	REB	PF	A	TO	BLK	STL	PTS
04	Martinez,Ian	*	34	6-15	3-6	8-8	2-3	5	2	0	2	2	1	23
12	Falslev,Mason	*	36	8-15	0-3	3-5	2-4	6	3	1	3	0	3	19
08	Allen,Drake	*	22	1-4	0-1	0-2	0-3	3	1	5	1	0	0	2
21	Gateretse,Aubin	*	18	0-3	0-0	0-0	1-1	2	0	0	0	0	0	0
20	Johnson,Isaac	*	10	0-2	0-2	0-0	0-0	0	0	0	0	0	1	0
22	Templin,Karson		22	2-5	0-0	7-8	3-3	6	2	1	1	0	0	11
07	Akanno,Dexter		24	3-7	2-4	1-1	1-0	1	2	0	0	0	0	9
13	Albury,Deyton		13	1-3	0-1	0-2	0-1	1	1	0	0	0	0	2
05	Barnes,Jordy		11	1-1	0-0	0-0	0-0	0	2	2	1	0	0	2
02	Anderson,Tucker		10	1-1	0-0	0-0	0-0	0	0	0	0	0	0	2
TM TEAM			0	0-0	0-0	0-0	6-5	11	0	0	0	0	0	0
<b>Totals</b>			-	200	23-56	5-17	19-26	15-20	35	13	9	8	2	5 70

Team Summary		FG		3PT		FT	
First Half	12-32	37.50 %		4-13	30.77 %		4-5 80.00 %
Second Half	11-24	45.83 %		1-4	25.00 %		15-21 71.43 %
<b>Total</b>	<b>23-56</b>	<b>41.1 %</b>		<b>5-17</b>	<b>29.4 %</b>		<b>19-26 73.1 %</b>

**Technical Fouls:** none   **Second Chance Points:** 20   **Scores Tied:** 10 times(s)   **Points in the Paint:** 36   **Fast Break Points:** 11  
**Lead Changed:** 7 times(s)   **Points off Turnovers:** 8   **Bench Points:** 26   **Largest Lead:** 0 0

## GAME 10 UTAH STATE 88, SOUTH FLORIDA 67 DECEMBER 14, 2024 • DEE GLEN SMITH SPECTRUM

South Fla. (5-5,0-0 AAC) -vs- Utah St. (10-0,1-0 Mountain West)  
12/14/24 at Dee Glen Smith Spectrum, Logan, UT

**Date:** 12/14/24  
**Time:** 2:00 PM  
**Attendance:** 7,644  
**Site:** Dee Glen Smith Spectrum, Logan, UT  
**Referee:** Crystal Hogan, Jason Phillips, Verne Harris

Score By Period		1	2	Total
South Fla.		31	36	67
Utah St.		37	51	88

### South Fla. 67

#	Player	GS	MIN	FG	3PT	FT	ORB-DRB	REB	PF	A	TO	BLK	STL	PTS
13	Jennings,Kasen	*	32	3-9	1-5	4-4	0-0	0	1	5	2	0	1	11
05	Stroud,Brandon	*	22	4-7	0-1	2-3	1-4	5	3	1	6	0	2	10
00	Reid,Jayden	*	29	3-8	1-2	2-2	0-2	2	4	3	2	0	2	9
04	Knox,Kobe	*	27	3-6	2-4	0-0	3-1	4	2	2	2	0	1	8
02	Reynolds,Jamille	*	23	3-6	0-1	0-0	2-4	6	3	0	5	0	1	6
23	Ademokoya,Quincy		31	4-6	3-4	1-2	1-2	3	2	2	1	0	0	12
01	Green,De'Ante		12	2-4	0-0	3-4	1-2	3	2	0	0	0	0	7
11	Brown,CJ		19	2-5	0-2	0-0	0-3	3	0	1	3	2	1	4
15	Walker Jr.,Corey		5	0-1	0-0	0-0	2-0	2	1	0	0	1	0	0
TM TEAM			0	0-0	0-0	0-0	1-2	3	0	0	1	0	0	0
<b>Totals</b>			-	200	24-52	7-19	12-15	11-20	31	18	14	22	3	8 67

Team Summary		FG		3PT		FT	
First Half	11-28	39.29 %		4-13	30.77 %		5-6 83.33 %
Second Half	13-24	54.17 %		3-6	50.00 %		7-9 77.78 %
<b>Total</b>	<b>24-52</b>	<b>46.2 %</b>		<b>7-19</b>	<b>36.8 %</b>		<b>12-15 80.0 %</b>

**Technical Fouls:** none   **Second Chance Points:** 12   **Scores Tied:** 3 times(s)   **Points in the Paint:** 28   **Fast Break Points:** 13  
**Lead Changed:** 1 times(s)   **Points off Turnovers:** 16   **Bench Points:** 23   **Largest Lead:** 0 0

### Utah St. 88

#	Player	GS	MIN	FG	3PT	FT	ORB-DRB	REB	PF	A	TO	BLK	STL	PTS
12	Falslev,Mason	*	39	10-18	3-6	4-4	2-7	9	2	9	4	0	3	27
04	Martinez,Ian	*	29	4-12	1-6	6-6	0-0	0	3	5	3	0	2	15
21	Gateretse,Aubin	*	20	4-5	0-0	3-4	5-1	6	2	0	1	0	1	11
08	Allen,Drake	*	23	2-3	0-1	2-3	0-1	1	1	7	1	2	3	6
20	Johnson,Isaac	*	12	2-7	0-2	0-0	3-0	3	1	0	0	0	0	4
22	Templin,Karson		19	5-8	1-2	1-2	1-2	3	1	0	0	1	1	12
07	Akanno,Dexter		23	3-6	0-2	2-2	0-3	3	2	0	1	0	0	8
02	Anderson,Tucker		9	1-4	1-4	0-0	0-1	1	2	1	0	0	0	3
05	Barnes,Jordy		15	1-1	0-0	0-0	0-0	0	1	4	0	0	1	2
13	Albury,Deyton		9	0-0	0-0	0-0	0-1	1	0	1	1	0	1	0
03	Smith,Jaxon		1	0-0	0-0	0-0	0-0	0	0	0	0	0	0	0
23	Davis,Isaac		1	0-0	0-0	0-0	0-0	0	0	0	0	0	0	0
TM TEAM			0	0-0	0-0	0-0	3-2	5	0	0	1	0	0	0
<b>Totals</b>			-	200	32-64	6-23	18-21	14-18	32	15	27	12	3	12 88

Team Summary		FG		3PT		FT	
First Half	15-36	41.67 %		5-13	38.46 %		2-2 100.00 %
Second Half	17-28	60.71 %		1-10	10.00 %		16-19 84.21 %
<b>Total</b>	<b>32-64</b>	<b>50.0 %</b>		<b>6-23</b>	<b>26.1 %</b>		<b>18-21 85.7 %</b>

**Technical Fouls:** none   **Second Chance Points:** 11   **Scores Tied:** 3 times(s)   **Points in the Paint:** 52   **Fast Break Points:** 20  
**Lead Changed:** 1 times(s)   **Points off Turnovers:** 29   **Bench Points:** 25   **Largest Lead:** 0 0

## GAME 9 UTAH STATE 92, UTAH TECH 62 DECEMBER 7, 2024 • DEE GLEN SMITH SPECTRUM

Utah Tech (2-9,0-0 WAC) -vs- Utah St. (9-0,1-0 Mountain West)  
12/07/24 at Dee Glen Smith Spectrum, Logan, UT

**Date:** 12/07/24  
**Time:** 7:00 PM  
**Attendance:** 8,270  
**Site:** Dee Glen Smith Spectrum, Logan, UT  
**Referee:** Edwin Young, Scott Brown, Nate Harris

Score By Period		1	2	Total
Utah Tech		28	34	62
Utah St.		42	50	92

### Utah Tech 62

#	Player	GS	MIN	FG	3PT	FT	ORB-DRB	REB	PF	A	TO	BLK	STL	PTS
06	Bieker,Justin	*	32	5-12	4-7	0-0	0-3	3	3	2	3	1	0	14
10	Rainwater,Tennessee	*	31	4-7	0-0	1-2	2-4	6	3	2	2	0	0	9
08	Byrd,Hakim	*	38	3-9	1-4	1-3	1-2	3	1	7	3	0	3	8
11	Gonsalves,Noa	*	29	3-9	2-8	0-0	1-0	1	4	2	1	0	0	8
19	Aryibi,Samuel	*	24	1-3	0-1	1-2	1-3	4	4	6	3	0	2	3
23	Hutchings,Stone	*	10	4-5	0-1	0-0	1-2	3	2	0	1	0	1	8
13	Berrett,Britton		15	3-8	0-4	1-3	2-1	3	0	0	0	1	0	7
05	Grant,Dallin		10	2-5	1-3	0-1	0-2	2	1	0	1	0	0	5
01	Schenck,Hunter		7	0-3	0-0	0-0	0-1	1	2	1	0	0	0	0
54	Misic,Pavle		4	0-0	0-0	0-0	0-1	1	1	0	0	0	0	0
TM TEAM			0	0-0	0-0	0-0	2-0	2	0	0	1	0	0	0
<b>Totals</b>			-	200	25-61	8-31	4-11	10-19	29	21	20	15	2	6 62

Team Summary		FG		3PT		FT	
First Half	11-32	34.38 %		4-17	23.53 %		2-5 40.00 %
Second Half	14-29	48.28 %		4-14	28.57 %		2-6 33.33 %
<b>Total</b>	<b>25-61</b>	<b>41.0 %</b>		<b>8-31</b>	<b>25.8 %</b>		<b>4-11 36.4 %</b>

**Technical Fouls:** (1) TEAM   **Second Chance Points:** 10   **Scores Tied:** 0 times(s)   **Points in the Paint:** 30   **Fast Break Points:** 3  
**Lead Changed:** 0 times(s)   **Points off Turnovers:** 15   **Bench Points:** 20   **Largest Lead:** 0 0

### Utah St. 92

#	Player	GS	MIN	FG	3PT	FT	ORB-DRB	REB	PF	A	TO	BLK	STL	PTS	
04	Martinez,Ian	*	24	4-10	2-7	3-5	0-0	0	1	5	0	1	0	13	
08	Allen,Drake	*	22	5-9	1-3	1-2	0-4	4	2	7	2	1	2	12	
21	Gateretse,Aubin	*	15	4-7	1-2	3-4	3-2	5	3	0	2	0	0	12	
12	Falslev,Mason	*	23	3-7	0-2	3-3	0-9	9	3	2	3	1	2	9	
20	Johnson,Isaac	*	15	1-3	0-2	1-1	2-0	2	2	0	0	0	0	3	
07	Akanno,Dexter		19	5-7	2-3	4-5	3-1	4	1	2	2	0	0	16	
22	Templin,Karson		15	4-4	1-1	1-2	0-3	3	1	0	0	1	2	10	
02	Anderson,Tucker		21	3-8	1-5	0-0	0-4	4	1	0	0	0	0	7	
13	Burley,Deyton		17	3-5	0-1	0-0	1-1	2	0	0	0	3	0	2	
23	Davis,Isaac		9	0-0	0-0	2-2	1-3	4	1	0	1	0	0	2	
03	Smith,Jaxxon		2	0-1	0-1	2-2	0-1	1	0	0	0	0	0	2	
05	Barnes,Jordy		18	0-4	0-2	0-0	1-0	1	1	3	0	0	0	0	
TM	TOT		0	0-0	0-0	0-0	6-2	8	0	0	0	0	0	0	
Totals			-	200	32-65	8-29	20-25	17-30	47	16	19	14	6	8	92

## 2024-25 UTAH STATE BOX SCORES

GAME 12  
UTAH STATE 75, SAINT MARY'S 68  
DECEMBER 22, 2024 • MORAGA, CALIFORNIAUtah St. (11-1,1-0 Mountain West) -vs- Saint Mary's (CA) (10-3,0-0 WCC)  
12/22/24 at UCU Pavilion, Moraga, CADate: 12/22/24  
Time: 5:00 PM  
Attendance: 3,500  
Site: UCU Pavilion, Moraga, CA  
Referee: De Selle Dean, Marques Pettigrew, Tony Padilla

Score By Period		1	2	Total
Utah St.		39	36	75
Saint Mary's (CA)		27	41	68

## Utah St. 75

#	Player	GS	MIN	FG	3PT	FT	ORB-DRB	REB	PF	A	TO	BLK	STL	PTS
12	Falslev,Mason	*	29	8-11	0-2	2-2	1-4	5	3	2	1	0	0	18
04	Martinez,Ian	*	37	4-10	0-4	3-4	0-6	6	2	5	6	0	0	11
21	Gateretse,Aubin	*	24	5-7	0-0	0-1	2-2	4	4	2	2	0	0	10
13	Albury,Deyton	*	16	1-2	0-0	4-4	1-1	2	2	3	0	0	0	6
20	Johnson,Isaac	*	13	2-3	1-2	0-0	0-1	1	1	1	0	0	0	5
22	Templin,Karson	*	15	5-9	3-6	0-0	0-1	1	0	2	0	1	1	13
05	Barnes,Jordy	*	24	3-4	0-0	0-0	0-1	1	3	4	2	0	0	6
07	Akanno,Dexter	*	32	1-4	1-2	0-0	0-7	7	0	3	2	0	1	3
02	Anderson,Tucker	*	10	1-1	1-1	0-0	0-2	2	0	1	0	0	0	3
TM TEAM			0	0-0	0-0	0-0	0-2	2	0	0	1	0	0	0
Totals		-	200	30-51	6-17	9-11	4-27	31	15	23	14	1	5	75

Team Summary		FG		3PT		FT	
First Half	15-28	53.57 %		5-13	38.46 %	4-4	100.00 %
Second Half	15-23	65.22 %		1-4	25.00 %	5-7	71.43 %
Total	30-51	58.8 %		6-17	35.3 %	9-11	81.8 %

Technical Fouls: none  
Lead Changed: 5 times(s)  
Second Chance Points: 2  
Points off Turnovers: 19  
Bench Points: 25  
Scores Tied: 1 times(s)  
Points in the Paint: 40  
Largest Lead: 0 0  
Fast Break Points: 12

## Saint Mary's (CA) 68

#	Player	GS	MIN	FG	3PT	FT	ORB-DRB	REB	PF	A	TO	BLK	STL	PTS
11	Saxen,Mitchell	*	34	7-11	0-0	4-8	4-2	6	4	4	5	0	3	18
03	Marculionis,Augustas	*	38	4-13	2-8	2-2	0-1	1	4	8	3	0	2	12
23	Murauskas,Paulius	*	28	4-10	1-4	0-1	0-4	4	1	1	2	0	1	9
33	Barrett,Luke	*	40	2-4	2-3	2-3	4-3	7	2	2	0	0	1	8
02	Ross,Jordan	*	15	0-2	0-0	1-2	0-2	2	1	0	0	0	0	1
10	Lewis,Mike	*	15	4-8	3-5	1-3	0-1	1	1	1	1	0	2	12
09	Hardway,Ashton	*	10	2-3	1-2	0-0	0-2	2	0	0	0	0	0	5
07	Dent,Joshua	*	12	1-3	1-3	0-0	0-0	0	0	3	1	0	0	3
01	Wessels,Harry	*	4	0-0	0-0	0-0	1-1	2	1	0	0	0	0	0
22	Bennett,Cade	*	2	0-0	0-0	0-0	0-0	0	1	1	0	0	0	0
45	McKeever,Andrew	*	2	0-0	0-0	0-0	0-0	0	0	0	0	0	0	0
TM TEAM			0	0-0	0-0	0-0	0-2	2	0	0	0	0	0	0
Totals		-	200	24-54	10-25	10-19	9-18	27	15	20	12	0	9	68

Team Summary		FG		3PT		FT	
First Half	11-26	42.31 %		3-10	30.00 %	2-8	25.00 %
Second Half	13-28	46.43 %		7-15	46.67 %	8-11	72.73 %
Total	24-54	44.4 %		10-25	40.0 %	10-19	52.6 %

Technical Fouls: none  
Lead Changed: 5 times(s)  
Second Chance Points: 8  
Points off Turnovers: 11  
Bench Points: 20  
Scores Tied: 1 times(s)  
Points in the Paint: 22  
Largest Lead: 0 0  
Fast Break Points: 6GAME 14  
UTAH STATE 69, NEVADA 64  
DECEMBER 31, 2024 • RENO, NEVADAUtah St. (13-1,3-0 Mountain West) -vs- Nevada (8-6,0-3 Mountain West)  
12/31/24 at Lawlor Events Center, Reno, NVDate: 12/31/24  
Time: 7:00 PM  
Attendance: 7,528  
Site: Lawlor Events Center, Reno, NV  
Referee: Galen Durant, Randy Richardson, Jeffrey Anderson

Score By Period		1	2	Total
Utah St.		28	41	69
Nevada		33	31	64

## Utah St. 69

#	Player	GS	MIN	FG	3PT	FT	ORB-DRB	REB	PF	A	TO	BLK	STL	PTS
04	Martinez,Ian	*	24	6-11	1-6	4-4	0-2	2	3	3	2	0	0	17
12	Falslev,Mason	*	38	6-10	2-3	0-2	0-6	6	1	5	2	0	5	14
13	Albury,Deyton	*	24	3-5	0-1	2-3	0-1	1	2	3	0	0	1	8
20	Johnson,Isaac	*	9	1-2	1-1	0-0	0-3	3	0	1	0	0	0	3
21	Gateretse,Aubin	*	24	0-1	0-0	0-0	1-4	5	3	1	4	3	2	0
02	Anderson,Tucker	*	26	5-9	1-5	5-5	0-1	1	2	3	0	0	0	16
07	Akanno,Dexter	*	21	2-3	2-3	0-0	0-2	2	0	0	2	0	1	6
05	Barnes,Jordy	*	15	1-2	1-1	0-0	0-1	1	2	1	0	0	0	3
22	Templin,Karson	*	16	0-3	0-0	1-2	3-2	5	3	1	1	1	0	1
08	Allen,Drake	*	3	0-0	0-0	1-2	0-0	0	0	0	2	0	1	1
TM TEAM			0	0-0	0-0	0-0	1-0	1	0	0	1	0	0	0
Totals		-	200	24-46	8-20	13-18	5-22	27	16	18	14	4	10	69

Team Summary		FG		3PT		FT	
First Half	10-23	43.48 %		5-12	41.67 %	3-6	50.00 %
Second Half	14-23	60.87 %		3-8	37.50 %	10-12	83.33 %
Total	24-46	52.2 %		8-20	40.0 %	13-18	72.2 %

Technical Fouls: none  
Lead Changed: 2 times(s)  
Second Chance Points: 1  
Points off Turnovers: 16  
Bench Points: 27  
Scores Tied: 3 times(s)  
Points in the Paint: 30  
Largest Lead: 0 0  
Fast Break Points: 20

## Nevada 64

#	Player	GS	MIN	FG	3PT	FT	ORB-DRB	REB	PF	A	TO	BLK	STL	PTS
11	Davidson,Nick	*	35	5-13	1-6	5-5	6-6	12	0	4	3	1	1	16
21	McBride,Justin	*	20	5-10	0-0	1-2	0-4	4	0	0	2	0	0	11
08	Sanders,Kobe	*	28	3-11	0-4	2-3	1-1	2	3	4	2	0	2	8
20	Foster,Daniel	*	21	2-4	0-0	0-0	1-2	3	1	2	1	0	1	4
04	Coleman,Tre	*	35	1-7	1-4	0-0	1-3	4	2	6	2	0	2	3
53	DuSelle,Xavier	*	19	4-5	2-3	0-0	1-2	3	1	1	1	0	1	10
03	Rollison,Tyler	*	19	3-3	2-2	0-0	0-1	1	2	0	1	0	1	8
00	Bailey III,Chuck	*	10	1-3	1-2	0-0	0-0	0	3	1	0	0	0	3
42	Hymes,K.J.	*	8	0-0	0-0	1-2	0-0	0	1	1	1	0	0	1
07	Love,Brandon	*	5	0-1	0-0	0-0	1-0	1	0	0	0	0	1	0
TM TEAM			0	0-0	0-0	0-0	1-0	1	0	0	0	0	0	0
Totals		-	200	24-57	7-23	9-12	12-19	31	13	19	13	1	9	64

Team Summary		FG		3PT		FT	
First Half	13-30	43.33 %		4-8	50.00 %	3-4	75.00 %
Second Half	11-27	40.74 %		3-15	20.00 %	6-8	75.00 %
Total	24-57	42.1 %		7-23	30.4 %	9-12	75.0 %

Technical Fouls: none  
Lead Changed: 2 times(s)  
Second Chance Points: 13  
Points off Turnovers: 17  
Bench Points: 22  
Scores Tied: 3 times(s)  
Points in the Paint: 22  
Largest Lead: 0 0  
Fast Break Points: 3GAME 13  
UTAH STATE 67, #20 SAN DIEGO STATE 66  
DECEMBER 28, 2024 • SAN DIEGO, CALIFORNIAUtah St. (12-1,2-0 Mountain West) -vs- San Diego St. (8-3,1-1 Mountain West)  
12/28/24 at Steve Fisher Court at Viejas Arena, San Diego, CADate: 12/28/24  
Time: 3:00 PM  
Attendance: 12,414  
Site: Steve Fisher Court at Viejas Arena, San Diego, CA  
Referee: Deldre Carr, Nate Harris, Michael Irving

Score By Period		1	2	Total
Utah St.		32	35	67
San Diego St.		43	23	66

## Utah St. 67

#	Player	GS	MIN	FG	3PT	FT	ORB-DRB	REB	PF	A	TO	BLK	STL	PTS
04	Martinez,Ian	*	32	5-13	2-9	5-5	0-5	5	2	1	2	0	0	17
12	Falslev,Mason	*	36	6-13	2-5	2-5	0-4	4	3	4	1	0	5	16
13	Albury,Deyton	*	20	4-5	0-0	3-3	0-5	5	4	1	2	0	1	11
21	Gateretse,Aubin	*	15	0-0	0-0	3-4	1-2	3	3	0	0	0	0	3
20	Johnson,Isaac	*	10	0-2	0-2	0-0	0-0	0	2	0	1	0	1	0
02	Anderson,Tucker	*	22	4-8	4-7	2-2	0-2	2	3	0	1	0	1	14
22	Templin,Karson	*	23	3-7	0-3	0-2	3-3	6	1	3	2	1	0	6
05	Barnes,Jordy	*	22	0-0	0-0	0-0	0-1	1	3	7	3	0	0	0
07	Akanno,Dexter	*	18	0-2	0-2	0-0	0-0	0	2	0	2	0	1	0
23	Davis,Isaac	*	2	0-0	0-0	0-0	0-0	0	1	0	1	0	0	0
TM TEAM			0	0-0	0-0	0-0	1-0	1	0	0	0	0	0	0
Totals		-	200	22-50	8-28	15-21	5-22	27	24	16	15	1	12	67

Team Summary		FG		3PT		FT	
First Half	12-26	46.15 %		5-16	31.25 %	3-5	60.00 %
Second Half	10-24	41.67 %		3-12	25.00 %	12-16	75.00 %
Total	22-50	44.0 %		8-28	28.6 %	15-21	71.4 %

Technical Fouls: none  
Lead Changed: 5 times(s)  
Second Chance Points: 8  
Points off Turnovers: 12  
Bench Points: 20  
Scores Tied: 3 times(s)  
Points in the Paint: 24  
Largest Lead: 0 0  
Fast Break Points: 5

## San Diego St. 66

#	Player	GS	MIN	FG	3PT	FT	ORB-DRB	REB	PF	A	TO	BLK	STL	PTS
02	Boyd,Nick	*	34	3-10	1-6	7-8	0-5	5	2	1	3	0	3	14
21	Byrd,Miles	*	24	3-7	2-5	6-6	1-1	2	5	3	3	0	2	14
31	Coleman-Jones,Jared	*	23	2-4	0-1	3-4	2-3	5	1	0	1	1	0	7
00	Gwath,Magoon	*	27	2-7	0-1	0-0	4-3	7	2	1	2	1	0	4
10	Davis,BJ	*	26	2-7	0-5	0-0	0-3	3	3	4	1	0	2	4
05	Compton,Pharaoh	*	14	3-5	0-0	2-2	0-3	3	0	0	1	0	0	8
03	McKinney III,Wayne	*	22	2-9	1-4	2-2	1-2	3	2	0	2	0	0	7
24	DeGourville,Taj	*	21	2-2	2-2	0-0	0-1	1	2	2	1	0	3	6
40	Heide,Miles	*	9	1-1	0-0	0-0	0-1	1	0	0	0	0	1	2
TM TEAM			0	0-0	0-0	0-0	0-1	1	0	0	2	0	0	0
Totals		-	200	20-52	6-24	20-22	8-23	31	17	11	16	2	11	66

Team Summary	FG		3PT		FT	
First Half	13-25	52.00 %	6-13	46.15 %	11-12	91.67 %
Second Half	7-27	25.93 %	0-11	0.00 %	9-10	90.00 %
Total	20-52	38.5 %	6-24	25.0 %	20-22	90.9 %

# 2024-25 UTAH STATE BOX SCORES

## GAME 16

#25 UTAH STATE 85, SAN JOSÉ STATE 78  
JANUARY 7, 2025 • SAN JOSE, CALIFORNIA

Utah St. (15-1,5-0 Mountain West) -vs- San Jose St. (7-10,0-5 Mountain West)  
01/07/25 at Provident Credit Union Event Center, San Jose, CA

Date: 01/07/25  
Time: 7:00 PM  
Attendance: 1,668  
Site: Provident Credit Union Event Center, San Jose, CA  
Referees: Alfred Smith, Deldre Carr, Larry Scrotto

Score By Period		1	2	Total
Utah St.		45	40	85
San Jose St.		36	42	78

### Utah St. 85

#	Player	GS	MIN	FG	3PT	FT	ORB-DRB	REB	PF	A	TO	BLK	STL	PTS
12	Falslev,Mason	*	35	7-12	3-4	0-1	4-3	7	0	4	2	0	0	17
02	Anderson,Tucker	*	32	6-12	3-7	0-0	1-2	3	4	2	0	0	2	15
04	Martinez,Ian	*	31	5-12	1-4	3-4	1-4	5	1	4	0	0	0	14
13	Albury,Deyton	*	25	6-9	0-1	1-2	3-3	6	2	3	2	0	1	13
21	Gateretse,Aubin	*	18	1-3	0-1	2-4	3-2	5	4	0	2	1	0	4
22	Templin,Karson		22	4-5	0-0	2-4	2-5	7	2	0	0	2	1	10
07	Akanno,Dexter		18	3-5	2-3	0-0	1-3	4	0	1	1	0	2	8
08	Allen,Drake		10	2-6	0-3	0-1	1-0	1	2	3	1	0	1	4
05	Barnes,Jordy		5	0-0	0-0	0-0	1-0	1	0	2	0	0	0	0
20	Johnson,Isaac		4	0-2	0-1	0-0	0-1	1	1	0	0	0	0	0
TM TEAM			0	0-0	0-0	0-0	0-0	0	0	0	0	0	0	0
Totals			-	200	34-66	9-24	8-16	17-23	40	16	19	8	3	7 85

Team Summary		FG		3PT		FT	
First Half		19-35	54.29 %	6-13	46.15 %	1-2	50.00 %
Second Half		15-31	48.39 %	3-11	27.27 %	7-14	50.00 %
Total		34-66	51.5 %	9-24	37.5 %	8-16	50.0 %

Technical Fouls: none  
Lead Changed: 6 times(s)  
Second Chance Points: 14  
Points off Turnovers: 10  
Bench Points: 22  
Scores Tied: 3 times(s)  
Points in the Paint: 46  
Largest Lead: 0 0  
Fast Break Points: 12

### San Jose St. 78

#	Player	GS	MIN	FG	3PT	FT	ORB-DRB	REB	PF	A	TO	BLK	STL	PTS
00	Yap Jr.,Donavan	*	34	8-14	6-10	0-0	0-2	2	0	4	1	0	1	22
01	McGlendon,Willi	*	31	2-11	2-8	6-6	1-2	3	2	8	2	0	0	12
09	Uduje,Josh	*	33	4-9	2-5	1-2	0-1	1	1	3	3	0	1	11
22	Vaiholu,Robert	*	29	3-5	0-0	0-0	7-4	11	3	3	2	2	1	6
06	Hall,Sadaidriene	*	22	2-5	0-0	0-0	0-5	5	3	1	2	0	0	4
05	Davis,Latrell		22	5-9	3-6	7-9	1-3	4	2	0	0	1	0	20
13	Washington,Jermaine		11	1-4	1-3	0-0	1-0	1	3	0	0	0	0	3
24	NgaNga,Sadraque		10	0-1	0-1	0-0	0-2	2	0	1	0	0	0	0
15	Marial,Chol		3	0-2	0-0	0-0	0-0	0	1	0	0	0	0	0
33	Vasquez Jr.,Steven		3	0-0	0-0	0-0	0-0	0	0	0	0	0	0	0
07	Goodarzi,Pasha		2	0-0	0-0	0-0	0-0	0	0	0	0	0	0	0
TM TEAM			0	0-0	0-0	0-0	3-2	5	0	0	0	0	0	0
Totals			-	200	25-60	14-33	14-17	13-21	34	15	20	10	2	4 78

Team Summary		FG		3PT		FT	
First Half		12-26	46.15 %	7-16	43.75 %	5-7	71.43 %
Second Half		13-34	38.24 %	7-17	41.18 %	9-10	90.00 %
Total		25-60	41.7 %	14-33	42.4 %	14-17	82.4 %

Technical Fouls: none  
Lead Changed: 6 times(s)  
Second Chance Points: 8  
Points off Turnovers: 10  
Bench Points: 23  
Scores Tied: 3 times(s)  
Points in the Paint: 20  
Largest Lead: 0 0  
Fast Break Points: 13

## GAME 17

#25 UTAH STATE 81, BOISE STATE 79  
JANUARY 11, 2025 • DEE GLEN SMITH SPECTRUM

Boise St. (12-5,4-2 Mountain West) -vs- Utah St. (16-1,6-0 Mountain West)  
01/11/25 at Dee Glen Smith Spectrum, Logan, UT

Date: 01/11/25  
Time: 7:00 PM  
Attendance: 10,270  
Site: Dee Glen Smith Spectrum, Logan, UT  
Referees: Scott Brown, Jason Phillips, Edwin Young

Score By Period		1	2	Total
Boise St.		36	41	79
Utah St.		34	47	81

### Boise St. 79

#	Player	GS	MIN	FG	3PT	FT	ORB-DRB	REB	PF	A	TO	BLK	STL	PTS
02	Degenhart,Tyson	*	38	7-12	5-7	3-4	0-3	3	4	2	1	0	1	22
11	Cardenas,Alvaro	*	39	6-10	3-7	0-2	0-0	0	2	8	1	0	2	15
13	Meadow,Andrew	*	30	4-7	2-3	2-2	3-2	5	3	0	0	0	1	12
07	Luckett,Chris	*	21	4-7	1-3	0-0	3-2	5	2	1	1	0	0	3
44	Anderson,Dylan	*	7	0-0	0-0	0-0	0-0	0	0	1	0	0	0	0
22	Buchanan,Javan		17	5-7	0-0	3-5	1-3	4	5	0	0	1	0	13
00	Bowie,Julian		16	2-5	2-4	0-0	0-2	2	1	1	0	0	0	6
01	Stanley,O'Mar		18	1-1	0-0	3-4	2-3	5	2	0	2	0	0	5
06	Carmichael,Pearson		8	1-2	1-2	0-0	0-1	1	0	1	1	0	0	3
05	Keene,KJ		3	0-0	0-0	0-0	0-0	0	0	0	1	0	0	0
10	Ugbo,Emmanuel		3	0-0	0-0	0-0	0-1	1	0	0	0	0	0	0
TM TEAM			0	0-0	0-0	0-0	2-2	4	0	0	3	0	0	0
Totals			-	200	27-51	14-26	11-17	11-19	30	19	14	10	1	4 79

Team Summary		FG		3PT		FT	
First Half		14-26	53.85 %	9-15	60.00 %	1-3	33.33 %
Second Half		13-25	52.00 %	5-11	45.45 %	10-14	71.43 %
Total		27-51	52.9 %	14-26	53.8 %	11-17	64.7 %

Technical Fouls: none  
Lead Changed: 10 times(s)  
Second Chance Points: 13  
Points off Turnovers: 12  
Bench Points: 27  
Scores Tied: 7 times(s)  
Points in the Paint: 22  
Largest Lead: 0 0  
Fast Break Points: 5

### Utah St. 81

#	Player	GS	MIN	FG	3PT	FT	ORB-DRB	REB	PF	A	TO	BLK	STL	PTS
04	Martinez,Ian	*	34	6-11	5-7	1-1	0-3	3	0	3	3	0	0	18
13	Albury,Deyton	*	18	5-7	1-1	3-3	1-1	2	0	1	0	0	0	14
12	Falslev,Mason	*	39	4-8	1-3	1-7	1-4	5	2	4	0	0	0	10
21	Gateretse,Aubin	*	23	3-0	0-0	0-4	1-3	4	3	0	2	2	0	6
02	Anderson,Tucker	*	13	0-2	0-1	0-0	0-0	0	1	1	0	1	0	0
08	Allen,Drake		23	5-7	2-3	1-3	0-1	1	3	4	1	0	0	13
07	Akanno,Dexter		29	4-6	2-4	2-2	0-3	3	1	2	0	0	0	12
22	Templin,Karson		17	3-5	0-2	2-2	0-2	2	4	1	0	0	0	8
05	Barnes,Jordy		4	0-0	0-0	0-0	0-0	0	2	2	0	0	0	0
TM TEAM			0	0-0	0-0	0-0	4-0	4	0	0	0	0	0	0
Totals			-	200	30-49	11-21	10-22	7-17	24	16	18	6	3	0 81

Team Summary		FG		3PT		FT	
First Half		14-29	48.28 %	4-13	30.77 %	2-4	50.00 %
Second Half		16-20	80.00 %	7-8	87.50 %	8-18	44.44 %
Total		30-49	61.2 %	11-21	52.4 %	10-22	45.5 %

Technical Fouls: none  
Lead Changed: 10 times(s)  
Second Chance Points: 7  
Points off Turnovers: 8  
Bench Points: 33  
Scores Tied: 7 times(s)  
Points in the Paint: 34  
Largest Lead: 0 0  
Fast Break Points: 7

## GAME 18

#22 UTAH STATE 62, UNLV 65  
JANUARY 15, 2025 • LAS VEGAS, NEVADA

Utah St. (16-2,6-1 Mountain West) -vs- UNLV (10-7,4-2 Mountain West)  
01/15/25 at Thomas & Mack Center, Las Vegas, NV

Date: 01/15/25  
Time: 8:00 PM  
Attendance: 4,659  
Site: Thomas & Mack Center, Las Vegas, NV  
Referees: Mike Reed, Verne Harris, Jeffrey Anderson

Score By Period		1	2	Total
Utah St.		30	32	62
UNLV		32	33	65

### Utah St. 62

#	Player	GS	MIN	FG	3PT	FT	ORB-DRB	REB	PF	A	TO	BLK	STL	PTS
02	Anderson,Tucker	*	27	6-12	4-8	3-6	4-1	5	3	2	0	0	0	19
04	Martinez,Ian	*	33	5-11	2-7	3-4	0-1	1	3	1	1	0	1	15
12	Falslev,Mason	*	34	3-8	1-4	1-4	0-8	8	1	3	4	0	0	8
21	Gateretse,Aubin	*	11	1-1	0-0	0-0	1-3	4	4	1	2	0	0	2
13	Albury,Deyton	*	16	0-3	0-1	0-0	0-0	0	2	4	0	0	0	0
22	Templin,Karson		25	3-8	1-2	1-1	4-6	10	3	4	3	0	0	8
08	Allen,Drake		27	2-6	1-2	0-0	0-1	1	3	3	1	0	0	5
07	Akanno,Dexter		24	2-4	1-2	0-0	1-2	3	1	1	1	0	0	5
05	Barnes,Jordy		3	0-0	0-0	0-0	0-0	0	0	0	0	0	0	0
TM TEAM			0	0-0	0-0	0-0	1-1	2	0	0	0	0	0	0
Totals			-	200	22-53	10-26	8-15	11-23	34	20	19	12	0	1 62

Team Summary		FG		3PT		FT	
First Half		10-23	43.48 %	5-13	38.46 %	5-10	50.00 %
Second Half		12-30	40.00 %	5-13	38.46 %	3-5	60.00 %
Total		22-53	41.5 %	10-26	38.5 %	8-15	53.3 %

Technical Fouls: none  
Lead Changed: 8 times(s)  
Second Chance Points: 5  
Points off Turnovers: 7  
Bench Points: 18  
Scores Tied: 8 times(s)  
Points in the Paint: 20  
Largest Lead: 0 0  
Fast Break Points: 3

### UNLV 65

#	Player	GS	MIN	FG	3PT	FT	ORB-DRB	REB	PF	A	TO	BLK	STL	PTS
01	Hill,Jalen	*	31	7-9	0-0	1-2	4-4	8	3	0	0	1	0	15
20	Rishwan,Julian	*	36	4-11	4-10	1-2	0-2	2	1	2	0	0	2	13
11	Thomas Jr.,Dedan	*	38	4-14	0-3	0-1	0-4	4	0	6	0	0	1	6
10	Hentley,Jaden	*	22	1-6	0-3	4-4	1-1	2	3	0	1	0	1	6
45	Cherry,Jeremiah "Bear"	*	19	2-4	0-0	0-2	1-3	4	4	2	1	3	0	4
14	Bedford,Jailen		17	3-7	2-5	2-2	0-2	2	1	1	0	0	1	10
13	Hicks,Brooklyn		23	3-7	0-4	3-4	3-4	7	1	2	1	0	0	9
22	N'Diaye,Pape		8	0-1	0-0	0-0	1-1	2	3	0	0	0	0	0
12	Bannarbie,Jacob		6	0-0	0-0	0-0	3-2	5	1	0	2	0	1	0
TM TEAM			0	0-0	0-0	0-0	1-0	1	0	0	2	0	0	0
Totals			-	200	24-59	6-25	11-17	14-23	37	17	13	7	4	5 65</

## 2024-25 UTAH STATE BOX SCORES

GAME 20  
UTAH STATE 87, AIR FORCE 58  
JANUARY 25, 2025 • USAFA, COLORADOUtah St. (18-2,8-1 Mountain West) -vs- Air Force (3-17,0-9 Mountain West)  
01/25/25 at Clune Arena, U.S. Air Force Academy, CODate: 01/25/25  
Time: 2:00 PM  
Attendance: 1,735  
Site: Clune Arena, U.S. Air Force Academy, CO  
Referees: Daniel Nguyen, Deldre Carr, Michael Irving

Score By Period		1	2	Total
Utah St.		42	45	87
Air Force		33	25	58

## Utah St. 87

#	Player	GS	MIN	FG	3PT	FT	ORB-DRB	REB	PF	A	TO	BLK	STL	PTS
04	Martinez,Ian	*	21	5-9	4-7	2-2	0-1	1	0	1	1	0	1	16
12	Falslev,Mason	*	32	4-10	1-3	2-3	0-8	8	3	5	2	0	3	11
02	Anderson,Tucker	*	19	4-8	2-6	0-0	0-1	1	0	0	0	2	0	10
13	Albury,Deyton	*	12	3-3	0-0	0-1	0-2	2	2	1	1	0	0	6
21	Gateretse,Aubin	*	14	1-3	0-0	3-3	1-3	4	4	0	0	3	0	5
20	Johnson,Isaac		11	4-6	4-6	0-0	0-4	4	3	0	0	1	0	12
08	Akanno,Dexter		26	3-7	3-6	0-0	1-1	2	1	1	0	0	1	9
07	Allen,Drake		26	3-5	0-1	2-2	1-0	1	1	6	3	2	4	8
23	Davis,Isaac		3	1-1	0-0	2-2	1-0	1	1	1	0	0	0	4
22	Templin,Karson		12	1-1	1-1	0-0	0-3	3	2	1	1	0	0	3
03	Smith,Jaxon		2	1-1	1-1	0-0	0-0	0	0	0	0	0	0	3
05	Barnes,Jordy		22	0-2	0-0	0-0	0-1	1	2	6	1	0	1	0
TM TEAM			0	0-0	0-0	0-0	1-0	1	0	0	0	0	0	0
Totals			-	200	30-56	16-31	11-13	5-24	29	19	22	9	8	10 87

Team Summary	FG		3PT		FT	
First Half	15-33	45.45 %	10-19	52.63 %	2-3	66.67 %
Second Half	15-23	65.22 %	6-12	50.00 %	9-10	90.00 %
Total	30-56	53.6 %	16-31	51.6 %	11-13	84.6 %

Technical Fouls: none Second Chance Points: 8 Scores Tied: 1 time(s) Points In the Paint: 28 Fast Break Points: 16  
Lead Changed: 2 time(s) Points off Turnovers: 26 Bench Points: 39 Largest Lead: 0 0

## Air Force 58

#	Player	GS	MIN	FG	3PT	FT	ORB-DRB	REB	PF	A	TO	BLK	STL	PTS
05	Taylor,Ethan	*	36	6-14	4-9	2-3	0-6	6	2	3	4	1	1	18
03	Kearney,Luke	*	31	4-7	1-4	0-0	0-1	1	1	0	0	0	1	9
35	Marshall,Kyle	*	27	4-7	0-1	1-2	2-3	5	1	2	3	3	1	9
24	Millis,Jeffrey	*	28	1-5	0-2	2-2	1-3	4	2	1	2	0	1	4
51	Celichowski,Wesley	*	18	0-3	0-1	0-2	0-1	1	1	2	0	0	0	0
10	Walker,Caleb		21	3-7	0-0	3-3	1-1	2	2	5	2	1	0	9
20	Oke,Yoda		11	1-2	0-1	3-5	0-3	3	0	0	1	0	0	5
11	Brown,Byron		18	0-2	0-0	3-4	1-1	2	1	0	1	0	3	3
14	Becker,Beau		2	0-1	0-1	1-2	1-0	1	0	0	0	0	0	1
02	Patterson,AJ		2	0-0	0-0	0-0	0-0	0	0	0	1	0	0	0
06	Cooper,Will		2	0-1	0-0	0-0	1-0	1	0	0	0	0	0	0
22	Springer,Sam		2	0-0	0-0	0-0	0-0	0	0	0	0	0	0	0
23	Duskin,Sam		2	0-1	0-1	0-0	0-0	0	2	0	0	0	0	0
TM TEAM			0	0-0	0-0	0-0	3-2	5	0	0	2	0	0	0
Totals			-	200	19-50	5-20	15-23	10-21	31	12	13	16	5	7 58

Team Summary	FG		3PT		FT	
First Half	12-28	42.86 %	4-8	50.00 %	5-8	62.50 %
Second Half	7-22	31.82 %	1-12	8.33 %	10-15	66.67 %
Total	19-50	38.0 %	5-20	25.0 %	15-23	65.2 %

Technical Fouls: none Second Chance Points: 7 Scores Tied: 1 time(s) Points In the Paint: 24 Fast Break Points: 10  
Lead Changed: 2 time(s) Points off Turnovers: 8 Bench Points: 18 Largest Lead: 0 0GAME 22  
UTAH STATE 63, NEW MEXICO 82  
FEBRUARY 1, 2025 • DEE GLEN SMITH SPECTRUMNew Mexico (18-4,10-1 Mountain West) -vs- Utah St. (19-3,9-2 Mountain West)  
02/01/25 at Dee Glen Smith Spectrum, Logan, UTDate: 02/01/25  
Time: 7:30 PM  
Attendance: 10,270  
Site: Dee Glen Smith Spectrum, Logan, UT  
Referees: Tim Comer, Edwin Young, Thomas Nunez

Score By Period		1	2	Total
New Mexico		30	52	82
Utah St.		36	27	63

## New Mexico 82

#	Player	GS	MIN	FG	3PT	FT	ORB-DRB	REB	PF	A	TO	BLK	STL	PTS
22	Amzi,Mustapha	*	28	4-6	2-4	6-7	1-2	3	4	1	3	0	0	16
23	Joseph,Nelly	*	26	7-7	0-0	1-1	3-10	13	4	1	2	1	0	15
02	Dent,Dorvann	*	36	5-13	0-1	4-4	0-4	4	1	6	3	1	2	14
03	Washington,Tru	*	31	4-9	2-5	3-5	2-6	8	2	1	3	0	2	13
08	Borovicarin,Filip	*	25	0-5	0-3	0-1	0-4	4	3	1	3	0	0	0
00	Noland,CJ		21	4-8	1-3	2-3	1-1	2	3	1	0	1	0	11
24	Milicevic,Jovan		10	3-6	2-5	0-0	0-3	3	2	0	0	0	0	8
06	Aliy Abiki,Atiki		14	0-2	0-0	2-4	0-5	5	2	0	1	2	0	2
04	Dotson,Kayde		4	1-2	0-1	0-0	0-0	0	1	1	0	0	0	2
11	Webb,Quinton		1	0-0	0-0	1-2	1-0	1	0	0	0	0	0	1
01	Appelhans,Bradren		4	0-0	0-0	0-0	0-1	1	0	0	0	0	0	0
TM TEAM			0	0-0	0-0	0-0	4-0	4	0	0	0	0	0	0
Totals			-	200	28-58	7-22	19-27	12-36	48	22	12	15	5	4 82

Team Summary	FG		3PT		FT	
First Half	11-28	39.29 %	1-9	11.11 %	7-13	53.85 %
Second Half	17-30	56.67 %	6-13	46.15 %	12-14	85.71 %
Total	28-58	48.3 %	7-22	31.8 %	19-27	70.4 %

Technical Fouls: none Second Chance Points: 16 Scores Tied: 5 time(s) Points In the Paint: 32 Fast Break Points: 0  
Lead Changed: 4 time(s) Points off Turnovers: 12 Bench Points: 24 Largest Lead: 0 0

## Utah St. 63

#	Player	GS	MIN	FG	3PT	FT	ORB-DRB	REB	PF	A	TO	BLK	STL	PTS
13	Albury,Deyton	*	25	4-9	0-1	4-8	0-1	1	1	2	2	0	2	12
04	Martinez,Ian	*	26	4-12	0-7	2-7	0-5	5	4	4	1	0	1	10
21	Gateretse,Aubin	*	20	4-5	0-1	1-2	0-2	2	2	0	0	0	0	9
12	Falslev,Mason	*	33	2-8	0-3	0-2	0-7	7	2	1	0	0	3	4
02	Anderson,Tucker	*	4	0-2	0-1	0-0	0-0	0	1	0	0	0	0	0
08	Allen,Drake	*	30	5-9	3-4	1-2	0-0	0	3	2	4	2	1	14
07	Akanno,Dexter		25	3-8	2-6	2-2	2-2	4	3	1	0	0	0	10
22	Templin,Karson		21	1-5	0-4	0-0	2-4	6	3	2	0	3	0	2
23	Davis,Isaac		1	1-2	0-0	0-0	0-0	0	1	0	0	0	0	2
05	Barnes,Jordy		10	0-1	0-1	0-0	0-0	0	1	4	1	0	1	0
20	Johnson,Isaac		4	0-2	0-2	0-0	0-1	1	0	0	1	0	1	0
03	Smith,Jaxon		1	0-1	0-1	0-0	0-0	0	0	0	0	0	0	0
TM TEAM			0	0-0	0-0	0-0	6-1	7	0	0	0	0	0	0
Totals			-	200	24-64	5-31	10-23	10-23	33	21	16	9	5	63

Team Summary	FG		3PT		FT	
First Half	13-32	40.63 %	4-18	22.22 %	6-12	50.00 %
Second Half	11-32	34.38 %	1-13	7.69 %	4-11	36.36 %
Total	24-64	37.5 %	5-31	16.1 %	10-23	43.5 %

Technical Fouls: none Second Chance Points: 9 Scores Tied: 5 time(s) Points In the Paint: 36 Fast Break Points: 12  
Lead Changed: 4 time(s) Points off Turnovers: 13 Bench Points: 28 Largest Lead: 0 0GAME 21  
UTAH STATE 76, UNLV 71  
JANUARY 29, 2025 • DEE GLEN SMITH SPECTRUMUNLV (11-10,5-5 Mountain West) -vs- Utah St. (19-2,9-1 Mountain West)  
01/29/25 at Dee Glen Smith Spectrum, Logan, UTDate: 01/29/25  
Time: 0:00 PM  
Attendance: 9,740  
Site: Dee Glen Smith Spectrum, Logan, UT  
Referees: Mike Littlewood, Nate Harris, Keith Kimble

Score By Period		1	2	Total
UNLV		24	47	71
Utah St.		33	43	76

## UNLV 71

#	Player	GS	MIN	FG	3PT	FT	ORB-DRB	REB	PF	A	TO	BLK	STL	PTS
11	Thomas Jr.,Dedan	*	40	8-13	1-2	5-6	0-2	2	4	6	1	0	0	22
01	Hill,Jalen	*	36	4-10	0-1	8-9	2-3	5	4	0	5	0	3	16
10	Henley,Jaden	*	31	7-12	1-4	1-1	2-4	6	3	3	2	0	2	16
44	Cherry,Jeremiah "Bear"	*	19	2-3	0-0	3-3	0-5	5	2	0	1	0	0	7
20	Rishwain,Julian	*	36	2-11	2-10	0-0	0-2	2	0	3	2	0	0	6
13	Hicks,Brooklyn		12	1-4	0-2	0-0	0-1	1	4	0	0	0	0	2
22	N'Diaye,Pape		14	0-0	0-0	1-2	1-2	3	2	0	0	0	0	1
12	Bannarbie,Jacob		4	0-1	0-0	1-2	0-0	0	2	0	0	0	0	1
14	Bedford,Jailen		8	0-2	0-1	0-0	0-2	2	2	0	0	0	0	0
TM TEAM			0	0-0	0-0	0-0	2-4	6	0	0	0	0	0	0
Totals			-	200	24-56	4-20	19-23	7-25	32	23	12	11	0	5 71

Team Summary	FG		3PT		FT	
First Half	9-26	34.62 %	2-9	22.22 %	4-5	80.00 %
Second Half	15-30	50.00 %	2-11	18.18 %	15-18	83.33 %
Total	24-56	42.9 %	4-20	20.0 %	19-23	82.6 %

Technical Fouls: none Second Chance Points: 13 Scores Tied: 1 time(s) Points In the Paint: 36 Fast Break Points: 0  
Lead Changed: 1 time(s) Points off Turnovers: 17 Bench Points: 4 Largest Lead: 0 0

## Utah St. 76

#	Player	GS	MIN	FG	3PT	FT	ORB-DRB	REB	PF	A	TO	BLK	STL	PTS
13	Albury,Deyton	*	22	6-9	1-2	3-4	2-3	5	2	2	1	0	3	16
12	Falslev,Mason	*	38	5-9	1-4	2-4	1-4	5	1	2	4	0	2	13
04	Martinez,Ian	*	28	2-6	1-3	5-8	0-5	5	3	2	1	0	1	10
02	Anderson,Tucker	*	10	0-3	0-1	0-0	2-1	3	0	1	1	1	0	0
21	Gateretse,Aubin	*	10	0-0	0-0	0-0	0-1	1	3	1	2	0	0	0
08	Allen,Drake		16	5-7	3-3	2-3	0-3	3	4	0	0	0	0	15
07	Akanno,Dexter		30	3-6	2-5	3-6	1-1	2	1	2	1	0	0	11
22	Templin,Karson		19	2-4	0-2	4-6	1-3	4	5	1	0	0	0	8
05	Barnes,Jordy		18	1-4	1-3	0-0	0-3	3	0	3	1	0	1	3
20	Johnson,Isaac		6	0-2	0-2	0-0	0-1	1	1	0	0	0	0	0
23	Davis,Isaac		3	0-0	0-0	0-0	0-0	0	0	0	0	0	0	0
TM	0 TEAM		0	0-0	0-0	0-2	2	0	0	0	0	0	0	0
		-	200	24-50	9-25	19-31	7-27	34	21	14	11	2	7	76



# 2024-25 UTAH STATE BOX SCORES

## GAME 24 UTAH STATE 89, FRESNO STATE 81 FEBRUARY 7, 2025 • FRESNO, CALIFORNIA

Utah St. (21-3,11-2 Mountain West) -vs- Fresno St. (5-19,1-12 Mountain West)  
02/07/25 at Save Mart Center, Fresno, CA

Date: 02/07/25  
Time: 7:00 PM  
Attendance: 4,801  
Site: Save Mart Center, Fresno, CA  
Referee: Rob Kueneman, Randy Richardson, Michael Reed

Score By Period		1	2	Total
Utah St.		50	39	89
Fresno St.		31	50	81

### Utah St. 89

#	Player	GS	MIN	FG	3PT	FT	ORB-DRB	REB	PF	A	TO	BLK	STL	PTS
04	Martinez,Ian	*	34	10-14	3-6	7-7	4-4	8	2	3	4	2	1	30
12	Falslev,Mason	*	37	7-14	1-3	1-6	2-4	6	2	6	1	0	2	16
13	Albury,Deyton	*	11	3-4	0-0	1-2	1-0	1	0	0	1	0	2	7
21	Gateretse,Aubin	*	15	3-4	0-0	0-1	2-1	3	2	0	0	2	0	6
07	Akanno,Dexter	*	26	2-4	0-1	1-2	2-3	5	2	3	1	0	0	5
08	Allen,Drake		27	5-7	0-1	0-2	0-2	2	2	7	4	1	3	10
22	Templin,Karson		18	3-6	0-1	0-0	1-5	6	4	1	1	0	1	6
20	Johnson,Isaac		8	3-3	0-0	0-0	0-1	1	4	0	0	1	0	6
02	Anderson,Tucker		20	1-3	1-3	0-0	0-0	0	2	1	2	0	1	3
05	Barnes,Jordy		4	0-1	0-1	0-0	0-0	0	0	1	0	0	0	0
TM TEAM			0	0-0	0-0	4-2	6	0	0	0	0	0	0	0
Totals		-	200	37-60	5-16	10-20	16-22	38	20	22	14	6	11	89

Team Summary		FG	3PT	FT
First Half	20-33	60.61 %	5-11	45.45 %
Second Half	17-27	62.96 %	0-5	0.00 %
Total	37-60	61.7 %	5-16	31.3 %

Technical Fouls: (1) Gateretse,Aubin  
Lead Changed: 0 times(s)  
Second Chance Points: 24  
Points off Turnovers: 21  
Scores Tied: 1 times(s)  
Bench Points: 25  
Points in the Paint: 56  
Largest Lead: 0 0  
Fast Break Points: 15

### Fresno St. 81

#	Player	GS	MIN	FG	3PT	FT	ORB-DRB	REB	PF	A	TO	BLK	STL	PTS
05	Weaver,Jalen	*	38	6-13	3-8	5-6	0-6	6	0	3	2	1	4	20
08	Crawford,Alex	*	35	5-8	3-4	2-2	1-3	4	2	1	2	1	1	15
03	Price,Elijah	*	31	2-5	0-0	9-12	3-1	4	4	1	3	2	3	13
10	Collins,Zaon	*	32	5-13	0-3	2-3	2-2	4	4	4	1	0	1	12
07	Geneste Jr.,Pierre	*	9	2-3	0-0	0-0	1-0	1	2	0	1	0	0	4
00	Tremble,Jasir		19	3-8	1-5	2-3	0-0	0	2	1	2	0	2	9
21	Amunkeke,Brian		27	3-5	2-3	0-2	0-0	0	4	1	2	0	1	8
23	Seck,Mor		9	0-0	0-0	0-0	1-0	1	0	0	1	0	0	0
TM TEAM			0	0-0	0-0	0-0	4-1	5	0	0	0	0	0	0
Totals		-	200	26-55	9-23	20-28	12-13	25	18	11	14	4	12	81

Team Summary		FG	3PT	FT
First Half	10-25	40.00 %	4-10	40.00 %
Second Half	16-30	53.33 %	5-13	38.46 %
Total	26-55	47.3 %	9-23	39.1 %

Technical Fouls: none  
Lead Changed: 0 times(s)  
Second Chance Points: 17  
Points off Turnovers: 12  
Scores Tied: 1 times(s)  
Bench Points: 17  
Points in the Paint: 32  
Largest Lead: 0 0  
Fast Break Points: 8

## GAME 26 UTAH STATE 79, NEW MEXICO 82 FEBRUARY 16, 2025 • ALBUQUERQUE, NEW MEXICO

Utah St. (22-4,12-3 Mountain West) -vs- New Mexico (22-4,14-1 Mountain West)  
02/16/25 at The Pit, Albuquerque, NM

Date: 02/16/25  
Time: 2:00 PM  
Attendance: 15,411  
Site: The Pit, Albuquerque, NM  
Referee: Michael Irving, Jason Phillips, Mike Littlewood

Score By Period		1	2	Total
Utah St.		42	37	79
New Mexico		36	46	82

### Utah St. 79

#	Player	GS	MIN	FG	3PT	FT	ORB-DRB	REB	PF	A	TO	BLK	STL	PTS
12	Falslev,Mason	*	37	10-16	4-7	3-3	3-3	6	3	1	5	0	5	27
04	Martinez,Ian	*	36	7-15	4-9	3-3	1-3	4	2	3	1	1	1	21
13	Albury,Deyton	*	14	3-6	0-0	0-2	1-0	1	3	2	0	0	1	6
07	Akanno,Dexter	*	30	0-1	0-0	1-2	0-4	4	2	0	1	0	2	1
21	Gateretse,Aubin	*	7	0-0	0-0	0-0	1-1	2	5	1	1	0	0	0
08	Allen,Drake		28	6-11	1-4	0-0	2-0	2	1	10	3	0	3	13
20	Johnson,Isaac		11	1-5	0-3	4-4	2-0	2	4	0	1	0	0	6
02	Anderson,Tucker		14	1-2	1-2	0-0	0-1	1	1	0	0	1	0	3
23	Davis,Isaac		5	0-0	0-0	2-2	0-1	1	4	0	0	0	0	2
22	Templin,Karson		18	0-3	0-1	0-0	1-1	2	4	1	1	1	0	0
TM TEAM			0	0-0	0-0	0-0	1-1	2	0	0	1	0	0	0
Totals		-	200	28-59	10-26	13-16	12-15	27	29	18	14	3	12	79

Team Summary		FG	3PT	FT
First Half	13-28	46.43 %	5-13	38.46 %
Second Half	15-31	48.39 %	5-13	38.46 %
Total	28-59	47.5 %	10-26	38.5 %

Technical Fouls: none  
Lead Changed: 11 times(s)  
Second Chance Points: 18  
Points off Turnovers: 19  
Scores Tied: 14 times(s)  
Bench Points: 24  
Points in the Paint: 32  
Largest Lead: 0 0  
Fast Break Points: 16

### New Mexico 82

#	Player	GS	MIN	FG	3PT	FT	ORB-DRB	REB	PF	A	TO	BLK	STL	PTS
03	Washington,Tru	*	35	8-15	4-8	5-7	2-3	5	3	4	2	2	4	25
02	Dent,Donovan	*	40	8-12	2-3	5-6	1-2	3	2	3	5	3	2	23
23	Joseph,Nelly	*	31	4-10	0-0	7-8	1-4	5	3	1	1	0	1	15
08	Borovicanin,Filip	*	35	2-5	1-3	6-8	2-3	5	2	2	3	2	0	11
24	Milicevic,Jovan	*	37	2-8	0-4	1-1	3-4	7	1	0	0	0	1	5
01	Appelhans,Braden		6	0-1	0-1	2-2	1-0	1	1	0	0	0	0	2
06	Aly Atiki,Atiki		8	0-0	0-0	1-2	2-2	4	2	0	2	2	0	1
00	Noland,CJ		7	0-1	0-1	0-0	0-0	0	0	0	0	0	0	0
07	Sacko,Ibrahim		1	0-0	0-0	0-0	0-0	0	1	0	0	0	0	0
TM TEAM			0	0-0	0-0	0-0	2-3	5	0	0	1	0	0	0
Totals		-	200	24-52	7-20	27-34	14-21	35	15	10	14	9	8	82

Team Summary		FG	3PT	FT
First Half	9-28	32.14 %	2-10	20.00 %
Second Half	15-24	62.50 %	5-10	50.00 %
Total	24-52	46.2 %	7-20	35.0 %

Technical Fouls: none  
Lead Changed: 11 times(s)  
Second Chance Points: 14  
Points off Turnovers: 17  
Scores Tied: 14 times(s)  
Bench Points: 3  
Points in the Paint: 30  
Largest Lead: 0 0  
Fast Break Points: 15

## GAME 25 UTAH STATE 93, COLORADO STATE 85 FEBRUARY 11, 2025 • DEE GLEN SMITH SPECTRUM

Colorado St. (15-9,9-4 Mountain West) -vs- Utah St. (22-3,12-2 Mountain West)  
02/11/25 at Dee Glen Smith Spectrum, Logan, UT

Date: 02/11/25  
Time: 9:00 PM  
Attendance: 9,130  
Site: Dee Glen Smith Spectrum, Logan, UT  
Referee: Steve McDunkins, Brian McNutt, Earl Walton

Score By Period		1	2	Total
Colorado St.		30	55	85
Utah St.		45	48	93

### Colorado St. 85

#	Player	GS	MIN	FG	3PT	FT	ORB-DRB	REB	PF	A	TO	BLK	STL	PTS
10	Clifford,Nique	*	40	6-15	3-7	9-9	2-14	16	1	3	1	1	0	24
08	Crocker-Johnson,Jaylen	*	29	6-9	2-4	3-5	1-1	2	4	2	0	1	1	17
00	Evans,Kyan	*	31	4-7	3-6	3-4	1-3	4	4	3	4	0	2	14
15	Lake,Jalen	*	24	2-8	2-7	2-2	0-0	0	2	1	1	0	0	8
21	Mbemba,Rashaan	*	13	2-4	0-0	1-2	1-2	3	3	1	3	0	0	5
13	Born,Bowen	*	18	1-5	1-5	2-2	0-0	0	4	2	0	0	0	5
35	Jorgensen,Kyle		8	2-3	1-2	0-0	0-0	0	2	0	0	0	0	5
25	Morton,Ethan		30	1-2	0-0	2-3	1-2	3	1	6	0	0	2	4
11	Williams,Keshawn		7	1-2	1-2	0-0	0-0	0	1	0	2	0	0	3
TM TEAM			0	0-0	0-0	0-0	3-0	3	0	0	0	0	0	0
Totals		-	200	25-55	13-33	22-27	9-22	31	22	18	11	2	5	85

Team Summary		FG	3PT	FT
First Half	10-22	45.45 %	3-12	25.00 %
Second Half	15-33	45.45 %	10-21	47.62 %
Total	25-55	45.5 %	13-33	39.4 %

Technical Fouls: none  
Lead Changed: 0 times(s)  
Second Chance Points: 15  
Points off Turnovers: 10  
Scores Tied: 0 times(s)  
Bench Points: 17  
Points in the Paint: 20  
Largest Lead: 0 0  
Fast Break Points: 5

### Utah St. 93

#	Player	GS	MIN	FG	3PT	FT	ORB-DRB	REB	PF	A	TO	BLK	STL	PTS
12	Falslev,Mason	*	36	8-14	4-6	2-3	1-4	5	4	5	2	0	1	22
21	Gateretse,Aubin	*	25	7-7	0-0	2-4	2-4	6	3	4	1	0	0	16
04	Martinez,Ian	*	18	4-8	4-7	2-2	0-3	3	2	2	0	0	0	14
07	Akanno,Dexter	*	35	4-6	3-4	0-0	0-2	2	3	0	0	0	1	11
13	Albury,Deyton	*	17	3-3	1-1	3-8	0-4	4	3	1	0	1	2	10
08	Allen,Drake		30	2-6	0-2	5-9	1-2	3	0	6	1	0	1	9
22	Templin,Karson		10	3-6	0-0	3-4	3-1	4	5	0	0	0	1	9
20	Johnson,Isaac		3	1-3	0-2	0-0	0-0	0	0	0	0	0	0	2
02	Anderson,Tucker		17	0-1	0-1	0-0	0-2	2	2	1	0	1	1	0
05	Barnes,Jordy		9	0-0	0-0	0-0	0-0	0	1	1	2	0	1	0
TM TEAM			0	0-0	0-0	0-0	1-1	2	0	0	0	0	0	0
Totals		-	200	32-54	12-23	17-30	8-23	31	23	20	6	2	8	93

Team Summary		FG	3PT	FT
First Half	16-28	57.14 %	8-13	61.54 %
Second Half	16-26	61.54 %	4-10	40.00 %
Total	32-54	59.3 %	12-23	52.2 %

Technical Fouls: none  
Lead Changed: 0 times(s)  
Second Chance Points: 12  
Points off Turnovers: 21  
Scores Tied: 0 times(s)  
Bench Points: 20  
Points in the Paint: 32  
Largest Lead: 0 0  
Fast Break Points: 10

## GAME 27 UTAH STATE 105, SAN JOSÉ STATE 57 FEBRUARY 19, 2025 • DEE GLEN SMITH SPECTRUM

San Jose St. (12-16,5-11 Mountain West) -vs- Utah St. (23-4,13-3 Mountain West)  
02/19/25 at Dee Glen Smith Spectrum, Logan, UT

Date: 02/19/25  
Time: 7:30 PM  
Attendance: 8,921  
Site: Dee Glen Smith Spectrum, Logan, UT  
Referee: Scott Brown, Daniel Nguyen, Randy Richardson

Score By Period		1	2	Total
San Jose St.		24	33	57
Utah St.		47	58	105

### San Jose St. 57

#	Player	GS	MIN	FG	3PT	FT	ORB-DRB	REB	PF	A	TO	BLK	STL	PTS
00	Yap Jr.,Donavan	*	32	6-10	2-4	1-2	0-2	2	4	1	1	0	3	15
13	Washington,Jermaine	*	24	3-5	2-4	0-0	2-0	2	1	0	2	0	3	8
09	Udugu,Iosh	*	29	2-14	0-4	0-2	4-2	6	2	2	2	0	1	4
06	Hall,Sadrudin	*	23	1-1	0-2	0-2	2-1	4	3	1	1	0	0	2
22	Vahlola,Robert	*	3	0-0	0-0	0-0	1-1	1	0	0	1	0	0	0
24	Ngũnga,Sadrage	*	24	5-9	3-5	2-2	1-2	3	2	1	2	0	1	15
07	Goodarzi,Pasha	*	26	2-6	2-6	0-0	0-0	0	0	0	0	0	0	6
05	David,Latrell	31	1-9	0-7	3-4	0-5	5	1	5	1	0	0	1	5
15	Manali,Chol	14	1-2	0-1	0-0	0-0	0	3	0	1	2	0	2	2
TKM	TEAM	0	0-0	0-0	0-0	0-0	2-1	3	2	0	0	0	0	0
	Total	-	200	21-56	9-31	6-10	9-15	24	14	13	13	2	6	57

# 2024-25 UTAH STATE BOX SCORES

## GAME 28 UTAH STATE 79, SAN DIEGO STATE 71 FEBRUARY 22, 2025 • DEE GLEN SMITH SPECTRUM

San Diego St. (18-7,11-5 Mountain West) --vs- Utah St. (24-4,14-3 Mountain West)  
02/22/25 at Dee Glen Smith Spectrum, Logan, UT

Date: 02/22/25  
Time: 6:00 PM  
Attendance: 10,270  
Site: Dee Glen Smith Spectrum, Logan, UT  
Referees: Mike Pearson, Larry Sciroto, Verne Harris

Score By Period	1	2	Total
San Diego St.	26	45	71
Utah St.	33	46	79

### San Diego St. 71

#	Player	GS	MIN	FG	3PT	FT	ORB-DRB	REB	PF	A	TO	BLK	STL	PTS
02	Boyd,Nick	*	29	4-11	2-5	5-5	0-2	2	4	6	3	0	1	15
10	Davis,BJ	*	21	4-8	4-7	2-2	0-5	5	5	1	0	0	1	14
21	Byrd,Miles	*	34	2-12	1-9	3-4	0-3	3	3	2	1	0	0	8
31	Coleman-Jones,Jared	*	23	2-3	0-0	1-2	0-5	5	4	1	2	0	2	5
00	Gwath,Magoon	*	2	0-1	0-0	0-0	0-1	1	0	0	0	1	0	0
24	DeGourville,Taj		28	2-5	1-4	3-6	2-2	4	2	1	0	0	0	8
05	Compton,Pharaoh		16	3-3	0-0	1-3	0-1	1	3	1	0	1	0	7
40	Heide,Miles		18	3-3	0-0	0-0	1-3	4	3	1	1	0	1	6
23	Ferran,Kimo		12	2-2	2-2	0-0	1-2	3	1	0	0	0	0	6
03	McKinney III,Wayne		17	1-4	0-3	0-0	0-0	0	1	1	0	1	1	2
TM TEAM			0	0-0	0-0	0-0	2-0	2	0	0	1	0	0	0
Totals		-	200	23-52	10-30	15-22	6-24	30	26	14	8	3	6	71

Team Summary	FG	3PT	FT
First Half	8-23 34.78 %	3-14 21.43 %	7-11 63.64 %
Second Half	15-29 51.72 %	7-16 43.75 %	8-11 72.73 %
Total	23-52 44.2 %	10-30 33.3 %	15-22 68.2 %

Technical Fouls: (1) TEAM Second Chance Points: 6 Scores Tied: 3 times(s) Points in the Paint: 22 Fast Break Points: 4  
Lead Changed: 4 times(s) Points off Turnovers: 6 Bench Points: 29 Largest Lead: 0 0

### Utah St. 79

#	Player	GS	MIN	FG	3PT	FT	ORB-DRB	REB	PF	A	TO	BLK	STL	PTS
07	Akanno,Dexter	*	27	9-12	7-9	1-1	1-4	5	4	0	0	0	0	26
04	Martinez,Ian	*	33	4-9	3-6	7-7	0-4	4	4	3	3	0	0	18
13	Albury,Deyton	*	17	3-7	0-0	12-13	2-1	3	4	1	1	0	0	18
12	Falslev,Mason	*	32	1-8	0-3	1-2	1-8	9	2	2	1	0	2	3
21	Gateretse,Aubin	*	26	1-2	0-0	1-3	5-1	6	1	1	2	0	1	3
08	Allen,Drake		19	1-4	0-2	4-6	0-2	2	2	4	0	1	0	6
02	Anderson,Tucker		25	1-6	1-6	0-0	0-2	2	0	1	0	0	0	3
22	Templin,Karson		14	1-3	0-1	0-0	0-0	0	3	1	0	1	0	2
05	Barnes,Jordy		7	0-0	0-0	0-0	0-1	1	0	0	0	0	0	0
TM TEAM			0	0-0	0-0	0-0	2-4	6	0	0	0	0	0	0
Totals		-	200	21-51	11-27	26-32	11-27	38	20	13	7	2	3	79

Team Summary	FG	3PT	FT
First Half	10-23 43.48 %	6-13 46.15 %	7-11 63.64 %
Second Half	11-28 39.29 %	5-14 35.71 %	19-21 90.48 %
Total	21-51 41.2 %	11-27 40.7 %	26-32 81.3 %

Technical Fouls: none Second Chance Points: 13 Scores Tied: 3 times(s) Points in the Paint: 20 Fast Break Points: 10  
Lead Changed: 4 times(s) Points off Turnovers: 5 Bench Points: 11 Largest Lead: 0 0

## GAME 30 UTAH STATE 66, COLORADO STATE 93 MARCH 1, 2025 • FORT COLLINS, COLORADO

Utah St. (24-6,14-5 Mountain West) --vs- Colorado St. (20-9,14-4 Mountain West)  
03/01/25 at Moby Arena, Fort Collins, CO

Date: 03/01/25  
Time: 2:00 PM  
Attendance: 7,155  
Site: Moby Arena, Fort Collins, CO  
Referees: Alfred Smith, Scott Brown, Kelly Pfeifer

Score By Period	1	2	Total
Utah St.	22	44	66
Colorado St.	48	45	93

### Utah St. 66

#	Player	GS	MIN	FG	3PT	FT	ORB-DRB	REB	PF	A	TO	BLK	STL	PTS
04	Martinez,Ian	*	30	4-9	1-3	8-9	2-0	2	1	1	4	1	3	17
13	Albury,Deyton	*	18	5-9	2-2	0-0	1-3	4	1	1	0	0	1	12
12	Falslev,Mason	*	22	2-7	0-2	0-0	1-4	5	4	2	2	0	1	4
21	Gateretse,Aubin	*	10	0-2	0-0	1-2	0-1	1	2	0	0	0	0	1
07	Akanno,Dexter	*	18	0-2	0-1	0-0	1-1	2	3	0	0	0	0	0
05	Barnes,Jordy		26	4-6	3-5	0-0	1-0	1	3	1	0	0	1	11
02	Anderson,Tucker		19	2-6	1-4	2-3	0-2	2	1	0	2	0	0	7
08	Allen,Drake		22	3-5	0-2	0-0	0-3	3	2	2	0	0	0	6
20	Johnson,Isaac		7	2-3	0-0	2-2	1-0	1	0	0	0	0	1	6
23	Davis,Isaac		16	1-1	0-0	0-0	0-1	1	0	1	0	0	0	2
22	Templin,Karson		8	0-3	0-1	0-0	2-1	3	0	0	0	0	0	0
03	Smith,Jaxon		4	0-1	0-1	0-0	0-0	0	0	0	0	0	0	0
TM TEAM			0	0-0	0-0	0-0	0-0	0	0	0	0	0	0	0
Totals		-	200	23-54	7-21	13-16	9-16	25	17	8	9	1	7	66

Team Summary	FG	3PT	FT
First Half	7-26 26.92 %	2-10 20.00 %	6-7 85.71 %
Second Half	16-28 57.14 %	5-11 45.45 %	7-9 77.78 %
Total	23-54 42.6 %	7-21 33.3 %	13-16 81.3 %

Technical Fouls: (1) Albury,Deyton Second Chance Points: 8 Scores Tied: 0 times(s) Points in the Paint: 28 Fast Break Points: 9  
Lead Changed: 0 times(s) Points off Turnovers: 15 Bench Points: 32 Largest Lead: 0 0

### Colorado St. 93

#	Player	GS	MIN	FG	3PT	FT	ORB-DRB	REB	PF	A	TO	BLK	STL	PTS
10	Clifford,Nique	*	35	10-14	4-5	2-2	3-3	6	3	9	2	2	1	26
08	Crocker-Johnson,Jaylen	*	25	7-9	3-3	1-2	1-4	5	2	0	0	0	0	18
00	Evans,Kyan	*	19	4-8	3-5	4-4	0-1	1	3	1	0	0	0	15
15	Lake,Jalen	*	28	3-5	1-1	0-0	0-4	4	0	2	0	0	1	7
21	Mbemba,Rashaan	*	18	0-2	0-0	2-2	0-2	2	2	1	1	1	1	2
13	Born,Bowen		21	5-7	3-5	5-5	0-0	0	2	2	0	0	1	18
11	Williams,Keshawn		14	2-5	0-0	1-1	1-0	1	0	2	1	0	0	5
25	Morton,Ethan		17	1-2	0-0	0-0	2-1	3	2	2	0	0	0	2
35	Jorgensen,Kyle		12	0-1	0-1	0-0	0-1	1	2	2	3	1	0	0
23	Djapa,Nikola		7	0-0	0-0	0-0	0-2	2	0	0	0	0	0	0
14	Murphy,Luke		2	0-2	0-1	0-0	0-1	1	0	0	0	0	0	0
44	Steppe,Jaden		2	0-0	0-0	0-0	0-0	0	1	0	0	0	0	0
TM TEAM			0	0-0	0-0	0-0	0-4	4	0	0	0	0	0	0
Totals		-	200	32-55	14-21	15-16	7-23	30	17	21	9	4	4	93

Team Summary	FG	3PT	FT
First Half	17-26 65.38 %	8-10 80.00 %	6-7 85.71 %
Second Half	15-29 51.72 %	6-11 54.55 %	9-9 100.00 %
Total	32-55 58.2 %	14-21 66.7 %	15-16 93.8 %

Technical Fouls: none Second Chance Points: 13 Scores Tied: 0 times(s) Points in the Paint: 28 Fast Break Points: 3  
Lead Changed: 0 times(s) Points off Turnovers: 12 Bench Points: 25 Largest Lead: 0 0

## GAME 29 UTAH STATE 65, BOISE STATE 82 FEBRUARY 26, 2025 • BOISE, IDAHO

Utah St. (24-5,14-4 Mountain West) --vs- Boise St. (20-8,12-5 Mountain West)  
02/26/25 at ExtraMile Arena, Boise, ID

Date: 02/26/25  
Time: 8:30 PM  
Attendance: 11,911  
Site: ExtraMile Arena, Boise, ID  
Referees: Tim Comer, Michael Irving, Earl Walton

Score By Period	1	2	Total
Utah St.	31	34	65
Boise St.	37	45	82

### Utah St. 65

#	Player	GS	MIN	FG	3PT	FT	ORB-DRB	REB	PF	A	TO	BLK	STL	PTS
12	Falslev,Mason	*	31	7-15	4-7	1-2	0-3	3	3	3	4	0	1	19
13	Albury,Deyton	*	29	3-7	0-0	5-8	0-0	0	4	3	2	0	0	11
04	Martinez,Ian	*	32	3-9	1-4	3-3	0-1	1	2	0	2	0	0	10
07	Akanno,Dexter	*	32	2-6	1-4	2-3	1-3	4	2	0	0	0	0	7
21	Gateretse,Aubin	*	18	2-3	0-0	0-0	0-4	3	7	2	1	2	0	4
02	Anderson,Tucker		16	2-5	0-0	2-2	3-1	4	0	0	0	0	0	6
22	Templin,Karson		12	1-1	0-0	1-3	0-2	2	3	0	0	0	0	3
20	Johnson,Isaac		5	1-1	1-1	0-0	0-0	1	1	2	0	0	0	3
08	Allen,Drake		20	1-5	0-2	0-0	0-2	2	1	2	0	0	0	2
23	Davis,Isaac		3	0-0	0-0	0-0	0-0	0	2	0	0	0	0	0
05	Barnes,Jordy		2	0-0	0-0	0-0	0-0	0	0	0	0	0	0	0
TM TEAM			0	0-0	0-0	0-0	0-1	1	0	0	1	0	0	0
Totals		-	200	22-52	7-18	14-21	8-17	25	21	9	11	0	2	65

Team Summary	FG	3PT	FT
First Half	13-30 43.33 %	4-9 44.44 %	1-1 100.00 %
Second Half	9-22 40.91 %	3-9 33.33 %	13-20 65.00 %
Total	22-52 42.3 %	7-18 38.9 %	14-21 66.7 %

Technical Fouls: none Second Chance Points: 9 Scores Tied: 3 times(s) Points in the Paint: 30 Fast Break Points: 4  
Lead Changed: 3 times(s) Points off Turnovers: 8 Bench Points: 14 Largest Lead: 0 0

### Boise St. 82

#	Player	GS	MIN	FG	3PT	FT	ORB-DRB	REB	PF	A	TO	BLK	STL	PTS
02	Degenhart,Tyson	*	36	7-13	2-3	5-6	1-1	2	4	2	0	0	1	21
13	Meadow,Andrew	*	34	5-9	3-5	4-5	2-3	5	1	0	3	0	0	17
11	Cardenas,Alvaro	*	38	3-9	3-8	7-8	0-6	6	4	7	1	0	1	16
06	Carmichael,Pearson	*	25	4-7	1-3	0-0	1-3	4	1	2	0	1	0	9
10	Ugbo,Emmanuel	*	11	2-4	0-1	0-0	0-1	1	1	1	2	1	1	0
01	Stanley,D'Mar		15	5-7	0-0	0-0	1-3	4	3	1	1	0	0	10
22	Buchanan,Javian		21	1-6	0-1	2-2	3-0	3	3	0	0	1	2	4
05	Keene,RJ		18	0-1	0-1	1-2	1-4	5	2	1	1	0	0	1
00	Bowie,Julian		2	0-0	0-0	0-0	0-0	0	0	0	0	0	0	0
TM TEAM			0	0-0	0-0	0-0	2-0	2	0	0	3	0	0	0
Totals		-	200	27-56	9-22	19-23	11-21	32	19	15	10	3	4	82

Team Summary	FG	3PT	FT
First Half	15-34 44.12 %	5-13 38.46 %	2-3 66.67 %
Second Half	12-22 54.55 %	4-9 44.44 %	17-20 85.00 %
Total	27-56 48.2 %	9-22 40.9 %	19-23 82.6 %

Technical Fouls: none Second Chance Points: 12 Scores Tied: 3 times(s) Points in the Paint: 34 Fast Break Points: 0  
Lead Changed: 3 times(s) Points off Turnovers: 16 Bench Points: 15 Largest Lead: 0 0

## GAME 31 UTAH STATE 87, AIR FORCE 47 MARCH 8, 2025 • DEE GLEN SMITH SPECTRUM

Air Force (4-27,1-19 Mountain West) --vs- Utah St. (25-6,15-5 Mountain West)  
03/08/25 at Dee Glen Smith Spectrum, Logan, UT

Date: 03/08/25



**BRADEN HOUSLEY**  
Guard - So. - 6-4 - 180  
Lehi, Utah  
Skyridge HS | Southern Utah



**PAVLE STOSIC**  
Forward - So. - 6-9 - 215  
Nis, Serbia  
Gonzaga



**TUCKER ANDERSON**  
Wing - So. - 6-9 - 210  
Centerton, Arkansas  
Bentonville West HS | Central Arkansas



**JAXON SMITH**  
Guard - R-Fr. - 6-2 - 188  
Bountiful, Utah  
Woods Cross HS



**IAN MARTINEZ**  
Guard - 5th Year - 6-3 - 185  
Heredia, Costa Rica  
JSerra Catholic | Maryland



**JORDY BARNES**  
Guard - Fr. - 6-3 - 180  
Holladay, Utah  
Olympus HS



**DEXTER AKANNO**  
Guard - Gr. - 6-5 - 210  
Valencia, California  
Blair Academy | Oregon State




**DRAKE ALLEN**  
Guard - Gr. - 6-4 - 190  
Eagle Mountain, Utah  
Westlake HS | Utah Valley



**MASON FALSLEV**  
Guard - So. - 6-3 - 203  
Benson, Utah  
Sky View HS



**DEYTON ALBURY**  
Guard - Sr. - 6-2 - 190  
Nassau, Bahamas  
Sunrise Christian | Queens



**ISAAC JOHNSON**  
Forward - Jr. - 7-0 - 227  
American Fork, Utah  
American Fork HS | Oregon



**AUBIN GATERETSE**  
Forward - Sr. - 6-11 - 225  
Namur, Belgium  
Calusa Prep | Stetson



**KARSON TEMPLIN**  
Forward - So. - 6-8 - 230  
Fairview, Texas  
Lovejoy HS



**ISAAC DAVIS**  
Forward - Fr. - 6-8 - 240  
Idaho Falls, Idaho  
Hillcrest HS



**JERROD CALHOUN**  
Head Coach



**ERIC HAUT**  
Associate Head Coach



**MANTORIS ROBINSON**  
Assistant Coach



**ERIC DANIELS**  
Assistant Coach



**BEN ASHER**  
Assistant Coach