



# SAN JOSÉ STATE BASKETBALL

## GAMEDAY INFORMATION

**TV** CBS Sports Network  
**RADIO** KTRB 860 AM  
**TALENT (TV)** Rich Waltz, Dan Dickau & Evan Washburn  
**TALENT (Radio)** Ben Ross  
**LIVE STATS** SJSUstats.com  
**BE SOCIAL** @SanJoseStateMBB

## MEN'S BASKETBALL CONTACT

Director of Multimedia .....**Matt Levin** (Northeastern '23)  
Cell ..... 301-525-6326  
E-mail ..... [matt.levin@sjsu.edu](mailto:matt.levin@sjsu.edu)

## GENERAL INFORMATION

San José State University ..... Founded in 1857  
Location ..... San Jose, Calif.  
Enrollment ..... 32,773  
Nickname ..... Spartans  
Colors ..... Gold, White and Blue  
Conference ..... Mountain West (MW)  
Arena ..... Provident Credit Union Event Center (5,000)  
Pres. .... Dr. Cynthia Teniente-Matson (Alaska Fairbanks)  
Director of Athletics ..... Jeff Konya (Princeton)  
MBB Sport Admin ..... Jeff Konya (Princeton)

## BASKETBALL HISTORY

First Year / Record ..... 1909-10 / 1,217-1,546 (.441)  
NCAA Tournament ..... 3 Appearances (0-3 record)  
Tournament Titles (last) ..... 3 (Big West, '96)

## 2024-25 SCHEDULE

Date	Opponent	Time/Result/TV (PT)
11/4	Mon. Western Illinois	L, 59-55
11/8	Fri. Pacific #	L, 80-67
11/10	Sun. at Hawaii #	L, 80-69
11/11	Mon. Life Pacific #	W, 93-56
11/17	Sun. UC Santa Barbara	L, 64-59
11/20	Wed. USC	L, 82-68
11/25	Mon. UTEP ^	W, 71-65
11/26	Tue. UNCG ^	W, 69-64
11/27	Wed. Long Beach State ^	W, 82-66
12/4	Wed. at New Mexico *	L, 83-77
12/9	Mon. Lincoln	W, 117-80
12/14	Sat. Cal Poly	W, 107-100 OT
12/21	Sat. Kennesaw State	W, 89-65
12/28	Sat. Boise State *	L, 73-71
12/31	Tue. Colorado State *	L, 72-50
1/4	Sat. at UNLV *	L, 79-73
1/7	Tue. #25 Utah State *	L, 85-78
1/11	Sat. at Air Force *	W, 69-62
1/14	Tue. New Mexico *	W, 71-70
1/18	Sat. at Nevada *	L, 75-64
1/25	Sat. Wyoming *	W, 67-58
1/28	Tue. at San Diego State *	L, 71-68
2/1	Sat. Air Force *	W, 75-64
2/4	Tue. at Fresno State *	W, 94-91 2OT
2/7	Fri. at Boise State *	L, 79-52
2/11	Tue. San Diego State *	L, 69-66
2/14	Fri. Nevada *	L, 73-58
2/19	Wed. at Utah State *	L, 105-57
2/22	Sat. at Wyoming *	W, 82-73
2/25	Tue. UNLV *	L, 77-71
3/4	Tue. at Colorado State *	L, 83-56
3/8	Sat. Fresno State *	W, 92-68
3/12	Wed. Wyoming !	W, 66-61
3/13	Thu. New Mexico !	12 p.m. (CBSSN)

Home games in **Bold**; \* - Mountain West contest

# - Outrigger Rainbow Classic (Honolulu, Hawaii)

^ - Ball Dawgs Classic (Henderson, Nev.)

! - Mountain West Championship (Thomas & Mack)

GAME  
34



[8] SAN JOSE STATE (15-18 7-13 MW) vs. [1] NEW MEXICO (25-6, 17-3 MW)

March 13, 2025 // 12 p.m. PT // CBSSN // Las Vegas, Nev. // Mountain West Tournament Quarterfinals



## OPENING TIP

• The Spartans are looking to return to the Mountain West Tournament Semifinals for the second time in school history and first time since 2023.

• The Spartans defeated No. 9 Wyoming in the first round of the Mountain West Tournament. The victory marked the second win in the Mountain West Tournament in school history.

• The Spartans defeated New Mexico 71-70 at the Provident Credit Union Event Center. Trailing 70-69 in the closing seconds of regulation, **Latrell Davis** collected an offensive rebound and put it up and in off the glass to give the Spartans a one point lead with two seconds left in the game (1/14/25).

• In the Spartans' 83-77 loss to New Mexico at The Pit, the Spartans led for 31 minutes and 16 seconds of the game (12/4/24).

• The Spartans' 19 conference wins over their last three seasons is the best since 1993-96 when they had 23 conference wins while in the Big West conference.

• The Spartans' 46 wins over three seasons is the most wins since the team won 46 games from 1985-88 while in the Big West conference.

• **Josh Uduje** was named Third Team All-Mountain West. He led the Spartans with 16.6 points per game which was also sixth best in the Mountain West. **Uduje** was 2024's Mountain West Sixth Man of the Year.

• **Davis** was named HoopsHD's Mountain West Sixth Man of the Year. **Davis** is the Mountain West's top scorer off the bench at 11.6 points per game.

## SJSU PROBABLE STARTERS (BASED OFF LAST GAME)

Pos.	#	Name	Ht./Wt.	Yr.	GP/GS	PPG	RPG	Notes From Last Game Played (vs. Wyoming)
G	0	Donavan Yap	6-5/175	Gr.	32/32	10.2	2.6	19 points, five rebounds, four threes
G	5	Latrell Davis	6-3/210	So.	33/7	11.2	3.0	Four points and two assists
F	6	Sadaidriene Hall	6-5/210	Gr.	32/26	7.8	5.0	16 points, three steals
G	9	Josh Uduje	6-5/190	Sr.	31/31	16.5	4.5	15 points, eight rebounds, 8-9 FT
C	22	Robert Vaihola	6-8/260	Jr.-R	29/29	7.6	7.3	Four points, nine rebounds, two blocks
F	24	Sadraque NgaNga	6-10/220	Jr.	27/6	7.1	3.4	Two points, two rebounds
G	7	Pasha Goodarzi	6-3/200	Fr.-R	18/0	2.3	0.6	Had a steal
G	13	Jermaine Washington	6-0/185	Fr.	32/7	4.4	1.6	Four points, two rebounds, two assists
C	15	Chol Marial	7-2/230	Gr.	26/3	1.7	2.4	Two points, two rebounds and a block
G	1	Will McClendon	6-3/215	Jr.-R	24/24	12.0	3.3	DNP

## KEY RESERVES

## SPARTANS

180

166

Tim Miles (4th/28th)

53-78 (.405)

452-416 (.521)

## MATCHUP

### NET RANKINGS

### KENPOM

### COACH

### RECORD

### OVERALL RECORD

## LOBOS

41

41

Richard Pitino (4th/13th)

86-47 (.647)

245-184 (.571)

## LEADERS (PER GAME)

**PTS** Josh Uduje (16.5) / Donovan Dent (20.4)

**REB** Robert Vaihola (7.3) / Nelly Joseph (11.1)

**AST** Donovan Yap (2.9) / Donovan Dent (6.5)

## INSIDE THE SERIES

**OVERALL:** 6-22

**STREAK:** W1

**IN ALBUQUERQUE:** 1-12

**IN SAN JOSE:** 4-6

**NEUTRAL:** 1-4

**OT:** 0-1

**LAST 10 MEETINGS:** 3-7

## LAST 10 MEETINGS

Mar. 4, 2020 (N) L 66-79

Jan. 21, 2021 (N) L 51-67

Jan. 23, 2021 (N) W 83-71

Jan. 28, 2022 (A) L 70-86

Feb. 20, 2022 (H) W 71-55

Jan. 17, 2023 (A) L 57-77

Feb. 17, 2023 (H) L 68-96

Jan. 24, 2024 (H) L 75-95

Dec. 4, 2024 (A) L 77-83

Jan. 14, 2025 (H) W 71-70

## PRONUNCIATION GUIDE

4 **Adrame Diongue** - uh-DRAW-may JONG

24 **Sadraque NgaNga** - suh-DRAHK en-GONE-guh

22 **Robert Vaihola** - VYE-ho-lah

15 **Chol Marial** - chol mah-ree-al

6 **Sadaidriene Hall** - Sa-DAID-ree-in

7 **Pasha Goodarzi** - Goo-darz-ee

9 **Josh Uduje** - Uh-do-jay

**Damany Hendrix** - Dah-ma-knee



SAN JOSÉ STATE

MEN'S BASKETBALL



2024 - 2025

# THIRD TEAM

#9 JOSH UDUJE

#9 JOSH UDUJE

#9 JOSH UDUJE





## OPENING TIP CONTINUED

- The Spartans are 13-1 on the season when they shoot better than their opponent and 10-2 when they out rebound their opponent. They are also 8-0 when scoring 80 points or more.
- The Spartans have used nine different starting lineups this season, including seven different starting lineups in their last 10 games.
- The Spartans' 9.0 threes per game in conference play was third best in the Mountain West. SJSU was also third in the MW in 3pt. percentage in conference play, shooting .360.
- Including the Mountain West Tournament, the Spartans have made eight or more threes in 17 of their 21 conference games this season. They have also hit 10 or more threes in nine conference games.
- SJSU finished the regular season third in the Mountain West in free throw percentage (.735).
- The Spartans had four players score 30 or more points in a game this season (**Davis, Uduje, Donovan Yap & Sadaidriene Hall**). No other team in the Mountain West had more than one player score 30 points or more in a game this season.
- **Davis** and **Uduje** each scored 30 points against Fresno State (2/4/25), marking the first time in school history they had two 30 point scorers in the same game.
- **Davis** and **Uduje** are just the third duo to score 30+ each in a Mountain West game ever (Nevada vs. Fresno State on Jan. 22, 2014, Deonte Burton - 32 and Coel Huffman - 31, and Fresno State vs. SJSU on March 9, 2019, Braxton Huggins - 34 and Deshon Taylor - 37).
- The Spartans defeated Fresno State 94-91 in double overtime earlier this season at the Save Mart Center (2/4/25). It marked the first Spartan win over Fresno State on the road since 2009.
- The Spartans' 94 points against Fresno State (2/4/25) was the most points they have scored in a conference game since joining the Mountain West in 2013.
- The Spartans 82-73 victory over Wyoming (2/22/25) was the first time in history SJSU won at Wyoming. The Spartans went 3-0 over the Cowboys this season.
- The Spartans recorded 10 blocks at home vs. Air Force (2/1/25), setting a new Provident Credit Union Event Center all-time record. The Spartans' 10 blocks was also tied for the most recorded by any team in the Mountain West in a conference game this season.
- The Spartans scored 100 points in back-to-back games for the first time in school history (107 vs. Cal Poly & 117 vs. Lincoln).
- The Spartans swept the Ball Dawgs Classic (Nov. 25-27), defeating UTEP, UNCG and Long Beach State.
- The last time the Spartans swept an in-season tournament was at the 2011 Elgin Baylor Classic where they went 2-0 with wins over Coppin State and Seattle.
- The Spartans' 47 made field goals and 57 rebounds vs. Lincoln (12/9/24) was tied for the most and the most by any team in the Mountain West in a game this season, respectively.
- The Spartans hit a season-high 15 threes at San Diego State (1/28/25). They also knocked down 14 threes vs. No. 25 Utah State (1/7/25) and at Fresno State (2/4/25).
- The Spartans' 15 made threes at San Diego State (1/28/25) was the most ever made threes against SDSU by any team in a Mountain West Game.
- The Spartans have recorded at least two 20 point scorers in seven games this season.
- **Uduje** has scored 20+ 13 times this year which is third most of any player in the Mountain West in the regular season. He has also recorded double-digit points in 25 out of 31 games played this season.
- **Uduje** is the first Spartan to score 25 points in back-to-back games since **Omari Moore** in 2023 (29 vs. Wyoming & 27 vs. UNLV; 2/22-2/25/25).
- **Uduje** became the first Spartan to score 20+ in five consecutive games since **Adrian Oliver** in 2011. **Uduje** scored 22 at New Mexico, 21 vs. Lincoln, 23 vs. Cal Poly, 22 vs. Kennesaw State and 22 vs. Boise State (12/4 - 12/28/24).
- **Uduje** recorded 23 points and 10 rebounds vs. Cal Poly (12/14/24), earning a double-double for the first time in his career. He also recorded a double-double (30 pts., 11 rebs.) at Fresno State (2/4/25).
- **Uduje** went 5-5 from three and scored 25 points at USC (11/20/24). **Uduje** was the only player in the Mountain West to make five three's on 100 percent 3pt. shooting in a game this season.
- **Uduje** finished the season seventh in the conference in field goal percentage at .495 (min. 5 FGM/G average).
- **Davis** averaged 12.8 points per game in conference play which ranked 16th in the Mountain West. **Davis'** 2.1 threes per game in conference play is tied for fifth in the Mountain West.
- **Davis'** 30 points, 11 made field goals and six made threes against Fresno State were all career-highs (2/4/25). **Davis** scored 17 of his 30 points in overtime without missing a shot.
- **Davis** has scored 20 or more points in seven games this season.
- **Davis** hit a shot from half court at the first half buzzer vs. Kennesaw State, earning the No. 10 play of the night on ESPN (12/21/24). He hit another deep three pointer at the first half buzzer against New Mexico (1/14/25).
- **Will McClendon** is second on the team in scoring, averaging 12.0 points per game. He has scored double-figures in 17 out of 24 games played this season.
- **McClendon** recorded his first career double-double with 11 points and 10 rebounds against Wyoming (1/25/25).
- **Robert Vaihola** returns to the court after redshirting last season. **Vaihola** was a key contributor in the Spartans' historic 2022-23 season.
- **Vaihola** leads the team in rebounding with 7.3 boards per game which was also good for fourth in the conference. **Vaihola's** 3.1 offensive rebounds per game during the season also ranked second in the Mountain West.

## OPENING TIP CONTINUED

• **Vaihola** recorded a career-high seven blocks against Air Force (2/1/25). **Vaihola** is the first Spartan to record seven blocks in a game since **Ibrahima Diallo** had eight blocks against Alabama State on Nov. 15, 2022. Seven blocks in a game was also the most recorded by any player in the Mountain West this season.

• **Vaihola's** average of 1.46 blocks per game in conference play was fourth in the Mountain West.

• **Vaihola** recorded 13 points and a career-high 19 rebounds against Fresno State (3/8/25). **Vaihola** is the first Spartan to record 19 rebounds since **Wil Carter** grabbed 20 rebounds against Hawai'i on Jan. 7, 2012.

• **Vaihola** scored a season-high 18 points to go along with nine rebounds and a block against New Mexico (1/14/25).

• **Vaihola** recorded 17 points and 18 rebounds against Lincoln (12/9/24). It marked the first time in his career he recorded a double-double in back-to-back games, previously tallying 10 points and 11 rebounds at New Mexico (12/4/24).

• **Sadaidriene Hall** leads the Spartans in steals with 41 recorded on the season. Against UNLV (2/25/25), **Hall** became the first Spartan to record five steals in a game since **Omari Moore** in 2021.

• **Hall** recorded a career-high 33 points and 14 made field goals in the Spartans' overtime win vs. Cal Poly (12/14/24). He also notched 11 rebounds, giving him his first double-double of the year.

• Trailing 91-88 to Cal Poly, **Yap** tapped a loose ball out to **Hall** who then knocked down the game-tying three with three seconds remaining in regulation, forcing overtime (12/14/24).

• **Hall** recorded 17 points, a season-high 14 rebounds and a career-high three threes against Kennesaw State (12/21/24).

• **Hall** was one of two players in the Mountain West to hit 14 field goals in a game this season (Donovan Dent, New Mexico).

• **Uduje** and **Hall** both surpassed 1,000 career points this season. **Uduje** accomplished the feat against UC Santa Barbara (11/17/24) while **Hall** achieved it against Kennesaw State (12/21/24).

• Against Cal Poly (12/14/24), **Uduje** (23 pts. 10 rebs.) and **Hall** (33 pts. 11 rebs.) each recorded double-doubles, marking the first time that two Spartans had a double-double in the same game since Dec. 9, 2020, when **Richard Washington** (38 pts. 12 rebs.) and **Omari Moore** (15 pts. 12 rebs.) accomplished the feat against Fresno State.

• The Spartans' have recorded 10 double-doubles on the season (three by **Vaihola**, two by **Hall**, two by **Sadraque NgaNga**, two by **Uduje** and one by **McClendon**).

• **Yap** scored a career-high 30 points on 11-14 shooting against his former team Fresno State on Senior Day in a 92-68 win (3/8/25).

• **Yap** scored 22 points and made a career-high six threes against No. 25 Utah State (1/7/25).

• **Yap** scored 18 points against Long Beach State (11/27/24). **Yap** hit back-to-back-to-back three pointers in the second half, igniting a 17-2 Spartan run.

• **Yap** was named to the Outrigger Rainbow Classic All-Tournament Team. **Yap** hit six threes across the tournament's three games, including three against Hawai'i, one of which was an and-one.

• **NgaNga** tallied 29 points and 12 rebounds on 12-14 shooting against Life Pacific (11/11/24), all of which were career-highs.

• **NgaNga** recorded 11 points and 11 rebounds vs. UNLV (1/4/25), earning his second double-double of the season despite only playing 18 minutes in the game.

• SJSU welcomes seven transfers to the team: **McClendon** (UCLA), **NgaNga** (Seton Hall), **Hall** (Stephen F. Austin), **Yap** (Fresno State), **Chol Marial** (Oregon State), **Ameere Britton** (CSU Monterey Bay) and **Uduje** (Utah State).

• The Spartans also added three freshmen to the squad: **Jermaine Washington**, **Cameron Patterson** and **Ben Roseborough**. **Adrame Diongue**, **Pasha Goodarzi**, **Davis** and **Christian Wise** all return to the Spartans for the 2024-25 season.

## SPARTANS AT THE MW TOURNAMENT

2014 - First Round - L, Boise State, 83-52  
2016 - First Round - L, Colorado State, 80-61  
2017 - First Round - L, Utah State, 90-64  
2018 - First Round - L, Wyoming, 74-61  
2019 - First Round - L, Air Force, 87-56  
2020 - First Round - L, New Mexico, 79-66  
2021 - First Round - L, Wyoming, 111-80  
2022 - First Round - L, Fresno State, 69-67 (OT)  
2023 - Quarterfinals - W, Nevada, 81-77  
2023 - Semifinals - L, San Diego State, 64-49  
2024 - First Round - L, Colorado State, 72-62  
2025 - First Round - W, Wyoming, 66-61

## UPCOMING SCHEDULE

### Wednesday, March 12

#8 San Jose State def. #9 Wyoming (MWN).....66-61  
#7 Nevada def. #10 Fresno State (MWN).....86-71  
#6 UNLV def. #11 Air Force (MWN).....67-58

### Thursday, March 13

#1 New Mexico vs. #8 San Jose State (CBSSN) . Noon  
#4 SDSU vs. #5 Boise State (CBSSN) ..... 2:30 p.m.  
#2 Colorado State vs. #7 Nevada (CBSSN) ..... 6 p.m.  
#3 Utah State vs. #6 UNLV (CBSSN)..... 8:30 p.m.

### Friday, March 14

MW Championship Semifinals (CBSSN) ..... 6:30 p.m.  
MW Championship Semifinals (CBSSN) ..... 9 p.m.

### Saturday, March 15

MW Championship (CBS) ..... 3 p.m.





# TEAM COMPARISON

San José State

New Mexico





72.8	Points Per Game	82.2
73.7	Points Allowed/Game	71.3
33.9	Rebounds/Game	39.5
.448	FG Percentage	.463
.740	FT Percentage	.691
.347	3-PT FG Percentage	.348
3.1	Blocks/Game	5.2
5.9	Steals/Game	9.0
13.2	Assists/Game	15.4
11.4	Turnovers/Game	11.6

## LAST GAME SUMMARY

**[8] SAN JOSE STATE 66, [9] WYOMING 61**  
**THOMAS AND MACK CENTER**  
**(Las Vegas, Nev.)**

March 12, 2025

LAS VEGAS – Three Spartans scored in double figures, led by Donovan Yap Jr. with 19 points, as the eighth-seeded San José State men's basketball team won its first round game against ninth-seed Wyoming, 66-61, Wednesday afternoon at the Credit Union 1 Mountain West Tournament at the Thomas & Mack Center.



Official Basketball Box Score - Final  
**Wyoming at San Jose St.**  
03/12/25 Thomas & Mack Center, Las Vegas  
2025 © Mary Baurer

Game Time: 1:00 AM  
Game Duration: 1:59

Officials: Mike Littlewood, Kevin Brill, Jason Phillips

Wyoming - 61

Record: 12-20

NO.	Name	Min	FG	3P	FT	Rebounds	Fouls	TP	AS	TO	ST	Blocks	+	-
8	Cole Henry	15:17	5/7	0/0	1/2	2 2 4	1 2	11	1	1	0	0	-17	
5	Chai Agbim	36:58	5/14	1/5	1/2	0 3 3	5 2	12	2	4	2	0	1	-11
7	Mattie Belic	16:02	2/7	0/3	0/0	0 0 0	1 1	4	0	0	0	0	1	-11
11	Dontale Allen	12:52	1/2	0/1	1/1	0 0 0	4 2	3	0	1	1	0	0	-15
16	Jordan Nesbitt	36:43	7/15	1/7	1/1	5 4 9	4 4	16	1	3	3	0	0	0
9	Akon Magassa	26:00	1/2	0/0	2/4	3 3 6	1 2	4	0	0	1	2	1	7
12	Scottie Euboe	20:54	2/5	0/0	1/3	2 5 7	1 2	5	0	2	3	0	1	12
2	Kobe Newton	04:48	0/0	0/0	0/0	0 1 1	0 0	0	0	0	1	0	0	-7
3	A.J. Wills	27:10	2/6	0/3	0/0	0 2 2	1 0	4	3	1	0	0	1	9
15	Oleg Kojanets	03:16	0/1	0/0	2/2	1 0 1	0 1	2	0	0	1	0	0	-2
Team			0	2	2			0	0					
Totals		25:50	2/19	1/15	1/3	18 16 35	17 14	12	1	4	5			

Technical Fouls: NONE

San Jose St. - 66

Record: 15-18

NO.	Name	Min	FG	3P	FT	Rebounds	Fouls	TP	AS	TO	ST	Blocks	+	-
22	Robert Vahola	30:47	1/4	0/0	2/2	1 8 9	2 1	4	1	2	2	2	0	0
0	Donovan Yap Jr.	34:37	5/10	4/8	5/6	0 5 5	3 4	19	3	5	2	0	0	8
5	Latrell Davis	26:19	2/4	0/2	0/0	0 0 0	3 1	4	2	3	0	0	0	-1
6	Sadadiene Hall	31:43	6/12	3/5	1/2	0 3 3	4 3	16	2	1	3	0	0	3
9	Josh Uduje	27:12	3/7	1/4	8/9	4 4 8	3 6	15	1	2	2	1	1	3
13	Jermaine Washington	22:51	1/3	0/1	2/2	0 2 2	1 1	4	2	2	0	0	0	1
15	Choi Marial	06:23	1/1	0/0	0/0	0 2 2	0 1	2	0	0	0	1	0	8
24	Sadraque NgeNga	16:23	1/5	0/4	0/0	1 1 2	0 1	2	0	1	0	0	0	3
7	Pasha Goodarzi	03:46	0/0	0/0	0/0	0 0 0	0 0	0	0	0	1	0	0	0
Team			0	0	0			0	0					
Totals		20:46	8/24	19/21	8 25 31	16 18 66	11 16	11	4	1	5			

Technical Fouls: NONE

	WYO	SJSU
Biggest Lead	0 (1 <sup>st</sup> 20:00)	22 (1 <sup>st</sup> 7:33)
Best Scoring Run	9 (2 <sup>nd</sup> 18:39)	12 (1 <sup>st</sup> 17:11)
Lead Changes	0	0
Times Tied	0	0
Time with Lead	00:00	39:31
Points from		
Turnovers	19	15
Paint	34	20
Second Chance	15	10
Fast Breaks	9	11
Bench	15	8
WYO	22	39
SJSU	38	66

**DONAVAN YAP** | G | 6-5, 175 | GR | LAS VEGAS, NV (ARBOR VIEW HS [NV] / FRESNO STATE)

	MIN	PTS	REB	APG	FG%	3FG%	FT%
2024-25	29.9	10.2	2.6	2.9	.398	.361	.867
CAREER	19.3	6.7	1.7	1.6	.387	.316	.829

2024-25: 19 points vs. Wyoming in round one of MW Tournament... Career-high 30 points on 11-14 shooting vs. Fresno State... 16 points and four assists at Wyoming... 19 points vs. SDSU... Career-high six threes and 22 points vs. No. 25 Utah State.

### CAREER HIGHS

MIN	PTS	REB	AST	FGM	3PM	FTM	STL	BLK
40	30	6	7	11	6	8	3	1

**WILL MCLENDON** | G | 6-3, 195 | R-JR | SACRAMENTO, CA (BISHOP GORMAN HS [NV] / UCLA)

	MIN	PTS	REB	APG	FG%	3FG%	FT%
2024-25	32.1	12.0	3.3	2.8	.361	.349	.827
CAREER	20.4	5.3	2.6	1.5	.336	.318	.779

2024-25: Game-tying three vs. Fresno State... First career double-double vs. Wyoming... Five threes vs. Air Force... Career-high eight assists vs. #25 Utah State... 20 points at New Mexico... Career-high 22 points and five threes vs. UTEP... 18 points at USC.

### CAREER HIGHS

MIN	PTS	REB	AST	FGM	3PM	FTM	STL	BLK
45	22	10	8	7	5	10	4	1

**ADAME DIONGUE** | C | 7-0, 200 | JR | DAKAR, SENEGAL (COMPASS PREP [AZ] / WASHINGTON STATE)

	MIN	PTS	REB	APG	FG%	3FG%	FT%
2024-25	-	-	-	-	-	-	-
CAREER	11.7	3.1	3.2	0.5	.610	.000	.441

2024-25: Has not played yet this season... Averaged 4.8 points per game in 2023-24.

### CAREER HIGHS

MIN	PTS	REB	AST	FGM	3PM	FTM	STL	BLK
29	10	11	3	4	-	4	2	4

**LATRELL DAVIS** | G | 6-3, 210 | SO | LEEDS, ENGLAND (FIRST BAPTIST ACADEMY [FL])

	MIN	PTS	REB	APG	FG%	3FG%	FT%
2024-25	25.0	11.2	3.0	1.7	.465	.389	.664
CAREER	19.6	8.5	2.5	1.2	.480	.368	.659

2024-25: 17 points and eight boards at Wyoming... 21 points and five threes vs. SDSU... Career-high 30 points and go-ahead three at Fresno State... 23 points and five threes at SDSU... 22 points vs. Wyoming... Game-winner vs. New Mexico... 20 vs. Utah State.

### CAREER HIGH

MIN	PTS	REB	AST	FGM	3PM	FTM	STL	BLK
48	30	9	8	11	6	8	4	1

**SADATDRIENE HALL** | F | 6-5, 210 | GR | SULPHUR SPRINGS, TX (SULPHUR SPRINGS HS [TX] / S.F. AUSTIN)

	MIN	PTS	REB	APG	FG%	3FG%	FT%
2024-25	24.8	7.8	5.0	1.8	.464	.296	.809
CAREER	22.6	9.8	5.4	1.6	.546	.279	.710

2024-25: 16 points in MWT Round One vs. Wyoming... 16 points, seven assists at Wyoming... 13 points, seven boards vs. Wyoming... 17 pts., 14 rebs. vs. Kennesaw State... Career-high 33 points on 14-21 FG and hit game-tying three vs. Cal Poly.

### CAREER HIGHS

MIN	PTS	REB	AST	FGM	3PM	FTM	STL	BLK
38	33	14	5	14	3	7	7	5

**PASHA GOODARZI** | G | 6-3, 200 | R-FR | LOS GATOS, CA (VALLEY CHRISTIAN HS [CA])

	MIN	PTS	REB	APG	FG%	3FG%	FT%
2024-25	9.2	2.3	0.6	0.2	.286	.277	.500
CAREER	8.8	2.3	0.6	0.3	.296	.288	.500

2024-25: Hit two threes and grabbed a career-high four rebounds in a career-high 22 minutes at Colorado State... Hit two threes vs. Nevada... Career-high 11 points and three threes vs. Lincoln... Hit a three pointer in his season debut against Life Pacific.

### CAREER HIGHS

MIN	PTS	REB	AST	FGM	3PM	FTM	STL	BLK
22	11	4	2	4	3	1	1	-

**CAMERON PATTERSON** | G | 6-5, 180 | FR | HOUSTON, TX (SUMMER CREEK [TX])

	MIN	PTS	REB	APG	FG%	3FG%	FT%
2024-25	-	-	-	-	-	-	-
CAREER	-	-	-	-	-	-	-

2024-25: Has not played yet this season... Three-star rating on 247Sports.

### CAREER HIGHS

MIN	PTS	REB	AST	FGM	3PM	FTM	STL	BLK
-	-	-	-	-	-	-	-	-

**JOSH UDUJE** | G | 6-5, 190 | SR | LONDON, ENGLAND (COMPASS PREP [AZ] / UTAH STATE)

	MIN	PTS	REB	APG	FG%	3FG%	FT%
2024-25	31.2	16.5	4.5	1.5	.493	.355	.792
CAREER	26.5	11.2	3.4	1.1	.446	.319	.788

2024-25: 27 points & seven rebounds vs. UNLV... 29 points at Wyoming... 30 point double-double vs. Fresno State... 21 points and five threes at SDSU... First career double-double vs. Cal Poly... 22 points at New Mexico... Went 5-5 from three and 25 points at USC.

### CAREER HIGHS

MIN	PTS	REB	AST	FGM	3PM	FTM	STL	BLK
42	33	11	4	13	7	8	5	3

LAST TIME OUT

LAST BOX SCORE



## THE LAST TIME...

### A PLAYER SCORED 30 OR MORE POINTS:

30, Donovan Yap vs. Fresno State, March 8, 2025

### A PLAYER COLLECTED 20 OR MORE REBOUNDS:

20, Wil Carter, at Hawai'i, Jan. 7, 2012.

### A PLAYER COLLECTED 10 OR MORE ASSISTS:

10, Alvaro Cardena, vs. Utah State, March 6, 2024

### A PLAYER HAD 5 OR MORE STEALS:

5, Sadaidriene Hall, vs. UNLV, Feb. 25, 2025

### A PLAYER HAD 5 OR MORE BLOCKED SHOTS:

7, Robert Vaihola, vs. Air Force, February 1, 2025

### A PLAYER MADE 10 OR MORE FIELD GOALS:

11, Donovan Yap, vs. Fresno State, March 8, 2025

### A PLAYER ATTEMPTED 20 OR MORE FIELD GOALS:

21, Josh Uduje, vs. Fresno State, Feb. 4, 2025

### A PLAYER MADE 10 OR MORE FREE THROWS:

10, Will McClendon, vs. Pacific, Nov. 8, 2024

### A PLAYER MADE 5 OR MORE 3-PT FIELD GOALS:

5, Donovan Yap, vs. Fresno State, March 8, 2025

### A PLAYER ATTEMPTED 10 OR MORE 3-PT FGS:

11, Latrell Davis, vs. SDSU, Feb. 11, 2025

### SAN JOSÉ STATE SCORED 100 OR MORE POINTS:

107 (107-100 win) vs. Cal Poly, Dec. 14, 2024

### SHOT AT LEAST 60% FROM THE FIELD IN A GAME:

62.7 (47-75) vs. Lincoln, Dec. 9, 2024

### TWO PLAYERS SCORED 20 POINTS IN A GAME:

30, Latrell Davis; 30, Josh Uduje vs. Fresno State, Feb. 4, 2025

### THREE OR MORE PLAYERS WITH 10 OR MORE REBOUNDS IN A GAME:

13 by Ashtin Chastain, 12 by Michael Steadman, 12 by Craig LeCesne vs. Air Force, Jan. 26, 2019

### FIVE OR MORE PLAYERS WITH 10 OR MORE POINTS IN A GAME:

12 by Robert Vaihola, 12 by Sadaidriene Hall, 10 by Donovan Yap, 12 by Josh Uduje and 12 by Latrell Davis vs. Nevada (Jan. 18, 2025)

### TWO OR MORE PLAYERS WITH 10 OR MORE POINTS & 10 OR MORE REBOUNDS IN A GAME:

33 points and 11 rebounds by Sadaidriene Hall, 23 points and 10 rebounds by Josh Uduje, vs. Cal Poly, Dec. 14, 2024

### A SAN JOSÉ STATE PLAYER SCORED 30 OR MORE POINTS IN SUCCESSIVE GAMES:

30, vs. Nevada, on Feb. 12, 2011, and 35, vs. Montana State on Feb. 15, 2011, by Adrian Oliver.

### A SAN JOSÉ STATE PLAYER SCORED 20 OR MORE POINTS AND COLLECTED 20 OR MORE REBOUNDS IN A GAME:

21 points and 20 rebounds on Jan. 7, 2012, by Wil Carter.

### SAN JOSÉ STATE WON BY 30 OR MORE POINTS:

37 (117-80) vs. Lincoln, Dec. 9, 2024

### SAN JOSÉ STATE WON FIVE OR MORE STRAIGHT GAMES:

5, Dec. 5, 1998 through Dec. 27, 1998

### SAN JOSÉ STATE WON AN IN-SEASON TOURNAMENT:

2024 Ball Dawgs Classic in Henderson, Nev.

### SAN JOSÉ STATE BEAT A NATIONALLY-RANKED TEAM:

Alabama was ranked 19th in the Associated Press poll on Dec. 27, 1996, when San José State posted a 60-59 overtime win in the Comerica Cable Car Classic.

### A SPARTAN HAD A TRIPLE-DOUBLE:

18 pts, 10 reb., 10 assists, by Omari Moore, vs. New Mexico, Feb. 20, 2022



11

[BEN ROSEBOROUGH](#) | [G | 6-4, 205 | FR | SACRAMENTO, CA \(BELLA VISTA PREP \(AZ\)\)](#)

	MIN	PTS	REB	APG	FG%	3FG%	FT%
2024-25	-	-	-	-	-	-	-
CAREER	-	-	-	-	-	-	-

2024-25: Has not played yet this season.... 3-star recruit on 247Sports & ESPN.

#### CAREER HIGHS

MIN	PTS	REB	AST	FGM	3PM	FTM	STL	BLK
-	-	-	-	-	-	-	-	-

[JERMAINE WASHINGTON](#) | [G | 6-0, 185 | FR | HEMET, CA \(RANCHO VERDE HS \(CA\)\)](#)

	MIN	PTS	REB	APG	FG%	3FG%	FT%
2024-25	20.0	4.4	1.6	1.0	.412	.310	.741
CAREER	20.0	4.4	1.6	1.0	.412	.310	.741

2024-25: Career-high 19 points against Fresno State... 10 points vs. UNLV... Five points in first career start vs. SDSU... 13 points and three threes vs. New Mexico... Nine points against Pacific... Five points in his first career game vs. Western Illinois.

#### CAREER HIGH

MIN	PTS	REB	AST	FGM	3PM	FTM	STL	BLK
39	19	7	4	5	3	7	3	1

[CHOL MARIAL](#) | [C | 7-2, 230 | GR | RUMBEEK, SOUTH SUDAN \(COMPASS PREP \(AZ\) / OREGON STATE\)](#)

	MIN	PTS	REB	APG	FG%	3FG%	FT%
2024-25	9.6	1.7	2.4	0.2	.409	.250	.750
CAREER	9.5	1.8	2.0	0.2	.379	.286	.680

2024-25: Four blocks vs. UNLV... Three blocks in first start of season at Wyoming... Two blocks vs. SDSU... Four points, six boards and three blocks vs. Fresno State... Season-high nine rebounds vs. Air Force... Six pts., seven rebs. and two blocks against Hawai'i.

#### CAREER HIGHS

MIN	PTS	REB	AST	FGM	3PM	FTM	STL	BLK
31	18	10	1	6	1	5	2	4

[CHRISTIAN WISE](#) | [F | 6-6, 205 | SO | SAN FRANCISCO, CA \(ARCHBISHOP RIORDAN HS \(CA\)\)](#)

	MIN	PTS	REB	APG	FG%	3FG%	FT%
2024-25	-	-	-	-	-	-	-
CAREER	10.3	1.6	3.3	0.2	.407	.000	.333

2024-25: Has not played this season... Averaged 1.6 points per game in 2023-24.

#### CAREER HIGHS

MIN	PTS	REB	AST	FGM	3PM	FTM	STL	BLK
21	6	8	1	3	-	1	1	2

[ROBERT VAIHOLA](#) | [C | 6-8, 260 | R-JR | SAN MATEO, CA \(ARCHBISHOP RIORDAN HS \(CA\) / FRESNO STATE\)](#)

	MIN	PTS	REB	APG	FG%	3FG%	FT%
2024-25	26.8	7.6	7.3	1.9	.544	.000	.635
CAREER	19.0	6.0	5.6	0.9	.636	.000	.576

2024-25: 13 points, career-high 19 rebounds and three blocks vs. Fresno State... Career-high seven blocks vs. Air Force... 18 points and nine rebounds vs. New Mexico... 17 points and 18 rebounds vs. Lincoln... Double-double at New Mexico.

#### CAREER HIGHS

MIN	PTS	REB	AST	FGM	3PM	FTM	STL	BLK
35	18	19	5	9	-	5	3	7

[AMEERE BRITTON](#) | [G | 6-2, 196 | JR | SACRAMENTO, CA \(ELK GROVE HS \(CA\) / CSU MONTEREY BAY\)](#)

	MIN	PTS	REB	APG	FG%	3FG%	FT%
2024-25	-	-	-	-	-	-	-
CAREER	20.4	5.9	2.1	2.4	.341	.231	.742

2024-25: First season at SJSU... Averaged 4.7 points, 2.1 assists and 2 rebounds per game in 2023-24.

#### CAREER HIGHS

MIN	PTS	REB	AST	FGM	3PM	FTM	STL	BLK
29	21	6	7	6	3	8	2	2

[SADRAQUE NGANGA](#) | [F | 6-10, 220 | JR | LUANDA, ANGOLA \(COMPASS PREP \(AZ\) / SETON HALL\)](#)

	MIN	PTS	REB	APG	FG%	3FG%	FT%
2024-25	16.1	7.1	3.4	0.6	.520	.368	.500
CAREER	10.7	3.9	2.3	0.4	.485	.338	.565

2024-25: 16 points on 7-9 shooting at Colorado State... Nine points, five rebounds and four assists vs. UNLV... 10 points and five rebounds vs. Nevada... 11 points and 11 rebounds at UNLV... 29 points and 12 rebounds, 12-14 from the field, vs. Life Pacific.

#### CAREER HIGH

MIN	PTS	REB	AST	FGM	3PM	FTM	STL	BLK
26	29	12	4	12	3	3	2	2



13




15



20



22



23



24

**#1**

Most Transformative  
University

**#3**

Top Public Schools,  
Regional West

**#12**

Social Mobility,  
Regional West

**#16**

Best University  
in the Nation



2025 BEST COLLEGES IN THE U.S.

**#4 PUBLIC UNIVERSITY IN THE U.S.**

---

**#16 OVERALL IN THE COUNTRY**

WALL STREET JOURNAL / COLLEGE PULSE



SJSU'S RECORD WHEN ...

home	7-8
away	3-9
neutral	5-1
overtime	2-0
games decided by 3 pts or less	2-3
games decided by 4-5 pts	2-2
games decided by 6-10 pts	5-4
games decided by 11-19 pts	2-5
games decided by 20+ pts	4-4
vs. Top 25	0-1
vs. Top 10	0-0
vs. Mid-Major Top 25	0-0
vs. Power 4 opponents	0-1
scoring first	8-9
leading at the half	12-6
tied at the half	0-0
trailing at the half	3-12
leading with 10 mins remaining	12-4
tied with 10 mins remaining	0-0
trailing with 10 mins remaining	3-14
leading with 5 mins remaining	13-2
tied with 5 mins remaining	1-1
trailing with 5 mins remaining	1-15
SJSU shoots 50% or better	8-0
SJSU shoots less than 50%	7-17
SJSU shoots better than opponent	13-1
SJSU shoots the same as opponent	0-0
SJSU shoots worse than opponent	2-17
Opponent shoots 50% or better	1-12
Opponent shoots less than 50%	14-6
SJSU outrebounds opponent	10-2
Opponent outrebounds SJSU	5-14
SJSU equals opponent in rebs	0-2
SJSU shoots 80% or better from FT line	5-6
SJSU has more FT attempts	10-11
Opponent has more FT attempts	5-7
SJSU equals opponent in FT attempts	0-0
SJSU shoots 40% or better from 3	5-6
SJSU has less turnovers than opponent	6-9
SJSU has more turnovers than opponent	8-8
SJSU equals opponent in turnovers	1-1
SJSU scores 100+ pts	2-0
SJSU scores 90-99 pts	3-0
SJSU scores 80-89 pts	3-0
SJSU scores 70-79 pts	3-5
SJSU scores 60-69 pts	4-6
SJSU scores 50-59	0-7
SJSU scores less than 50 pts	0-0
Opponent scores 100+ pts	1-1
Opponent scores 90-99 pts	1-0
Opponent scores 80-89 pts	1-6
Opponent scores 70-79 pts	2-8
Opponent scores 60-69 pts	8-2
Opponent scores 50-59	2-1
Opponent scores less than 50 pts	0-0
On Monday	3-1
On Tuesday	3-6
On Wednesday	2-3
On Thursday	0-0
On Friday	0-3
On Saturday	7-3
On Sunday	0-2
In November	4-5
In December	3-3
In January	3-4
In February	3-5
In March	2-1
On National TV (ESPN, ESPN2, CBS Sports Network, FS1, FS2, Peacock)	0-5
On NBC Sports Bay Area/California	2-1
On Mountain West Network	9-10
Miscellaneous	
Current Streak	W2
Home court streak	W1
Neutral court streak	W5
Road Streak	L1
All-Time Record   114th Season (2,763 games)	1,217-1,546 (.441)

A WIN ON THURSDAY WOULD ...

- Give the Spartans their third win in the MW Tournament in history, second this season
- Give the Spartans their first appearence in the MW Semifinals since 2023
- Make the Spartans the only team in the country to defeat New Mexico twice

A LOSS ON THURSDAY WOULD ...

- Finish the Spartans season with a record of 15-19.

SPARTANS AT THE MW TOURNAMENT:

- The Spartans are looking to return to the Mountain West Tournament Semifinalss for the second time in school history and first time since 2023 at the Thomas & Mack Center.
- Coming into this season, the Spartans were 1-10 all-time in the Mountain West Tournament with their lone win coming in against Nevada in the 2023 Quarterfinals.

NCAA TOURNAMENT EXPERIENCE

- Josh Uduje played in both of Utah State's NCAA Tournament games against [9] TCU and [1] Purdue, tallying 21 points, three steals, two blocks and two threes across both games.
- Will McClendon played in all three of UCLA's NCAA Tournament games against [15] UNC Asheville, [7] Northwestern and [3] Gonzaga during their 2023 sweet sixteen run. In those three games, McClendon recorded four points, two assists and a steal.
- Chol Marial also made an appearence in the 2021 NCAA for the University Maryland in their game against [2] Alabama. Marial recorded two points in the game.

PREDEVELOPED CHEMISTRY

- Robert Vaihola and Donavan Yap played together at Fresno State during the 2021-22 season.
- Adrame Diongue, Chol Marial, Sadraque NgaNga and Josh Uduje all played under assistant coach Ed Gipson at AZ Compass Prep. Gipson was head coach of the high school from 2017-2023.
- Will McClendon and Donavan Yap were on the same AAU basketball team growing up.

Date	Opponent	SJSU starting lineup (Pos. 1-5)	Lineup Record	Pts	% of Offense	W/L
N4	Western Illinois	Donavan Yap, Will McClendon, Josh Uduje, Sadraque NgaNga, Robert Vaihola	0-1	36	65.5	L
N8	Pacific	Donavan Yap, Will McClendon, Josh Uduje, Sadraque NgaNga, Robert Vaihola	0-2	50	74.6	L
N10	at Hawaii	Donavan Yap, Will McClendon, Josh Uduje, Sadraque NgaNga, Robert Vaihola	0-3	37	53.6	L
N11	Life Pacific	Donavan Yap, Will McClendon, Josh Uduje, Sadraque NgaNga, Robert Vaihola	1-3	64	68.8	W
N17	UC Santa Barbara	Donavan Yap, Will McClendon, Josh Uduje, Sadraque NgaNga, Robert Vaihola	1-4	43	72.9	L
N20	at USC	Donavan Yap, Latrell Davis, Will McClendon, Josh Uduje, Robert Vaihola	0-1	57	83.8	L
N25	UTEP	Donavan Yap, Will McClendon, Sadaidriene Hall, Josh Uduje, Robert Vaihola	1-0	62	87.3	W
N26	UNCG	Donavan Yap, Will McClendon, Sadaidriene Hall, Josh Uduje, Robert Vaihola	2-0	49	71	W
N27	Long Beach State	Donavan Yap, Will McClendon, Sadaidriene Hall, Josh Uduje, Robert Vaihola	3-0	61	74.4	W
D4	at New Mexico*	Donavan Yap, Will McClendon, Sadaidriene Hall, Josh Uduje, Robert Vaihola	3-1	60	77.9	L
D9	Lincoln	Donavan Yap, Latrell Davis, Sadaidriene Hall, Josh Uduje, Robert Vaihola	1-0	75	64.1	W
D14	Cal Poly	Donavan Yap, Will McClendon, Sadaidriene Hall, Josh Uduje, Sadraque NgaNga	1-0	82	76.6	W
D21	Kennesaw State	Donavan Yap, Will McClendon, Sadaidriene Hall, Josh Uduje, Robert Vaihola	4-1	56	62.9	W
D28	Boise State*	Donavan Yap, Will McClendon, Sadaidriene Hall, Josh Uduje, Robert Vaihola	4-2	57	80.3	L
D31	Colorado State*	Donavan Yap, Will McClendon, Sadaidriene Hall, Josh Uduje, Robert Vaihola	4-3	28	56	L
J4	at UNLV*	Donavan Yap, Will McClendon, Sadaidriene Hall, Josh Uduje, Robert Vaihola	4-4	59	80.8	L
J7	#25 Utah State*	Donavan Yap, Will McClendon, Sadaidriene Hall, Josh Uduje, Robert Vaihola	4-5	55	70.5	L
J11	at Air Force*	Donavan Yap, Will McClendon, Sadaidriene Hall, Josh Uduje, Robert Vaihola	5-5	63	91.3	W
J14	New Mexico*	Donavan Yap, Will McClendon, Sadaidriene Hall, Josh Uduje, Robert Vaihola	6-5	44	62.0	W
J18	at Nevada*	Donavan Yap, Will McClendon, Sadaidriene Hall, Josh Uduje, Robert Vaihola	6-6	52	81.3	L
J25	Wyoming*	Donavan Yap, Will McClendon, Sadaidriene Hall, Josh Uduje, Robert Vaihola	7-6	43	64.2	W
J28	at San Diego State*	Donavan Yap, Will McClendon, Sadaidriene Hall, Josh Uduje, Robert Vaihola	7-7	42	61.8	L
F1	Air Force*	Donavan Yap, Will McClendon, Sadaidriene Hall, Josh Uduje, Robert Vaihola	8-7	52	69.3	W
F4	at Fresno State*	Donavan Yap, Latrell Davis, Will McClendon, Josh Uduje, Robert Vaihola	1-1	87	92.6	W
F7	at Boise State*	Donavan Yap, Will McClendon, Sadaidriene Hall, Josh Uduje, Robert Vaihola	8-8	32	61.5	L
F11	San Diego State*	Donavan Yap, Jermaine Washington, Latrell Davis Sadaidriene Hall, Robert Vaihola	0-1	56	84.9	L
F14	Nevada*	Donavan Yap, Jermaine Washington, Latrell Davis Sadaidriene Hall, Robert Vaihola	0-2	42	72.4	L
F19	at Utah State*	Donavan Yap, Jermaine Washington, Josh Uduje, Sadaidriene Hall, Robert Vaihola	0-1	29	50.9	L
F22	at Wyoming*	Donavan Yap, Jermaine Washington, Josh Uduje, Sadaidriene Hall, Chol Marial	1-0	62	75.6	W
F25	UNLV*	Donavan Yap, Jermaine Washington, Josh Uduje, Sadaidriene Hall, Chol Marial	1-1	43	60.6	L
M4	at Colorado State*	Jermaine Washington, Latrell Davis, Josh Uduje, Sadaidriene Hall, Chol Marial	0-1	34	60.7	L
M8	Fresno State*	Donavan Yap, Jermaine Washington, Josh Uduje, Sadaidriene Hall, Robert Vaihola	1-1	82	87.2	W
M12	Wyoming^	Donavan Yap, Latrell Davis, Josh Uduje, Sadaidriene Hall, Robert Vaihola	2-0	58	87.9	W
M13	New Mexico^	-	-	-	-	-

## HEAD COACH TIM MILES



Tim Miles returns for his fourth season as Head Coach of San José State men's basketball. Miles was named the head coach of the Spartan program on April 6, 2021, and brought over 24 years of head coaching experience to the South Bay.

In 2022-23, Miles and Spartans achieved feats that had not been seen in program history including having both the Mountain West Player of the Year in Omari Moore and the Coach of the Year in Miles. Coach was also a Jim Phelan National Coach of the Year Finalist in recognition of the team's 13-win improvement from the previous season.

In 2023-24, Miles led the Spartans to nine wins on the year. SJSU was second in the conference in three pointers made per game with 8.3. Myron Amey Jr. was named all-conference honorable mention in both the Mountain West Coaches Poll and the Mountain West Media Poll.

The Spartans' success propelled them into postseason play in 2022-23 as the team was invited to play in the Discount Tire CBI. The team went 1-1 at the tournament played at the Ocean Center in Daytona Beach, Fla. At the tournament, two of Miles' former players were on coaching staffs of participating teams. Aaron Fearn was then the Associate Head Coach at Charlotte and now Head Coach at Charlotte, while Flynn Clayman was the Associate Head Coach at Southern Utah and is now the Associate Head Coach at High Point University.

In his inaugural season Miles posted eight wins which was the most wins since the 2016-2017 season. The Spartans were third in the conference in 3-point shooting percentage under the guidance of Miles. Under the guidance of Miles, the Spartans had a program record 17 3-pointers against Portland State.

Miles came to San José State after coaching at the University of Nebraska from 2012-19. During his time in Lincoln, Nebraska saw unprecedented success as they were guided to some of their most successful seasons in program history. In 2014, just two seasons after being hired, Miles led the team to their first NCAA Tournament in 16 seasons. He was named the Jim Phelan Award winner for national coach of the year and was also tabbed as the Big Ten Coach of the Year.

That 2013-14 season made Nebraska the talk of college basketball after reaching the tournament despite being selected to finish last in the Big Ten standings in the preseason poll. The Cornhuskers overcame a 1-5 start in conference play by winning 10 out of their last 12 games to finish fourth in the standings with an 11-7 record. Among those wins was a 60-51 victory over No. 9 Michigan State, the program's first road win over a top-10 program since 1997, and a 77-68 defeat of Wisconsin, who would later go on to advance to the 2014 Final Four.

The turnaround at Nebraska began immediately under Miles' wing with the Cornhuskers seeing a three-win improvement from 12 to 15 wins in the 2012-13 year. With just one returning starter, Miles and company defeated three NCAA Tournament teams and finished the year off with a victory over Purdue in the Big Ten Tournament.

After the success of the Huskers' NCAA Tournament appearance in 2013-14, the following season saw more firsts for the Nebraska program as they achieved a national ranking for the first time since 1995.

In 2017-18, Miles led the Cornhuskers to one of their most successful seasons in program history. Nebraska won 22 games, their most since the 1990-91 campaign, with a school record 13 wins in conference play and earned a bid to the National Invitation Tournament (NIT) for their first postseason appearance in four seasons.

In Miles' final season at Nebraska, the Huskers won 19 games and earned another top-25 ranking in the Associated Press poll. They advanced to their second-straight NIT appearance.

In his seven total seasons at the helm of Nebraska men's basketball, Miles guided nine players to All-Big Ten accolades including two-time all-conference pick Terran Petteway, who became the first Husker in program history to win the Big Ten scoring title in 2013-14 with an average of 18.1 points per game.

In addition to being a premier talent at building programs, Miles also demands excellence from his student-athletes in the classroom. He guided 17 Nebraska players to Academic All-Big Ten honors, including a conference-best five selections in 2015. In 2014-15, Shamian Shields became the first player in program history to earn first-team Academic All-American honors.

Prior to his extended stint at Nebraska, Miles made a name for himself at Colorado State where he took the Rams to new heights and laid the foundation for what is now one of the top teams in the Mountain West. In five seasons at the helm, he increased his win total in each season with his best year being the 2011-12 campaign that saw CSU defeat a school-record three ranked teams en route to their first 20-plus win season since 1997-98. The Rams finished with a 20-12 record, put three players on the all-conference team, and advanced to the NCAA Tournament for the first time in nine years. For his efforts, Miles was named the District VIII Coach of the Year by the U.S. Basketball Writers Association.

The 2011-12 Colorado State team averaged 70.1 points per game and was the Mountain West leader in field goal percentage (47.1), 3-point percentage (40.0) and free throw percentage (76.8). They also were one of just two programs nationwide to rank in the top 10 in both free throw and 3-point percentage. The Rams' 20-win campaign was just the seventh in program history.

Similar to what he would eventually do at Nebraska, Miles quickly turned the Colorado State program around from his first day on campus. His first two seasons saw the Rams battle through growing pains and injuries while still making strides towards becoming the program that it is today. Colorado State improved their win total in league play in Miles' second season and finished the year off with a key victory over Wyoming in the Mountain West Tournament.

Years three through five were some of the most successful for the Rams in recent history, culminating in CSU's NCAA Tournament bid in 2011-12. In 2009-10, Miles led the Rams to their first postseason appearance in seven years after posting 16 regular-season wins. Colorado State was selected to participate in the College Basketball Invitational (CBI), and Miles was named the Mountain West Coach of the Year by CollegeInsider.com.

The 2010-11 team finished in fourth place in the Mountain West after posting the program's first winning record since 2007. The Rams finished the year 19-13 and earned a berth to the NIT for their second-straight

postseason appearance. Miles and company won nine conference games that year, the most for the Rams since the formation of the Mountain West in 1999-2000, and received votes in the top-25 national poll at year's end for the first time since 2005-06.

Before going to CSU, Miles was the head coach of the Bison of North Dakota State for six seasons, where he guided the program through their transition to Division I. The Bison reached at least 16 wins in each of Miles' final five seasons at the helm. One of their biggest moments came in 2005-06 against 13th ranked Wisconsin. North Dakota State handed the Badgers a 62-55 loss, snapping Wisconsin's 27-game win streak against non-conference opponents. The loss was also just one of 10 non-conference home losses for the Badgers under hall of fame coach Bo Ryan. Miles was awarded the CBS Sportsline Division I Independent Coach of the Year and was a finalist for the Hugh Durham Mid-Major Coach of the Year Award.

Miles was also the catalyst for turning around Southwest Minnesota State University, who he guided for four seasons before joining North Dakota State. Prior to Miles' arrival, the Mustangs had just one winning season in the previous decade. Miles changed all of that by posting a 78-39 four-year total, including a program-record 28-win season in 2001. The Mustangs won the 2001 Northern Sun Intercollegiate Conference Championship as well as the NCAA North Central Regional Championship before advancing to the Division II Elite Eight. Miles was named the NSIC and North Central Region Coach of the Year Awards for his unprecedented success.

Miles made his head coaching debut as the head man at Mayville (N.D.) State University. The program was just 4-44 in the previous two seasons before Miles took over, and in the first of many instances of changing a program's culture, he was able to turn things around and led them to a 35-22 record in three seasons. Miles was inducted into the Mayville State Hall of Fame in 2016.

Before reaching the head coaching ranks, Miles made his coaching debut as an assistant at Northern State. He spent six seasons on staff from 1989-90 to 1994-95, helping lead the program to five NIAA playoff appearances and five regional titles. As the team's recruiting coordinator, he brought in and molded five All-Americans and helped the Wolves advance to the NAIA National Championship in back-to-back seasons.

A native of Doland, S.D., Miles graduated from the University of Mary in Bismarck, N.D., in 1989. He then earned his master's degree in health and physical education from Northern State in 1990. In 2007, he was inducted into the University of Mary Hall of Fame.

Following his stint at Nebraska Miles took a brief two-year pause from coaching, turning in his whistle for a microphone. He began working with the Big Ten Network, Fox Sports and FS1 as an analyst in 2019 and also lent his talents to a podcast called "Inside the Mind of Miles" as part of the "Field of 68" college basketball media network.

Miles has daughter, Ava who graduated from San José State in 2023, and a son, Gabe, who is a student-athlete at North Dakota State. They have a yellow lab, appropriately named Sammy.

### SEASON-BY-SEASON WITH TIM MILES

Year	School	Record	Postseason
2024	San Jose State	15-18 (7-13)	
2023	San Jose State	9-23 (2-16)	
2022	San Jose State	21-14 (10-8)	CBI Second Round
2021	San Jose State	8-23 (1-17)	
2019	Nebraska	19-17 (6-14)	NIT Second Round
2018	Nebraska	22-11 (13-5)	NIT First Round
2017	Nebraska	12-19 (6-12)	
2016	Nebraska	16-18 (6-12)	
2015	Nebraska	13-18 (5-13)	
2014	Nebraska	19-13 (11-7)	NCAA First Round
2013	Nebraska	15-18 (5-13)	
2012	Colorado State	20-12 (8-6)	NCAA First Round
2011	Colorado State	19-13 (9-7)	NIT First Round
2010	Colorado State	16-16 (7-9)	CBI First Round
2009	Colorado State	9-22 (4-12)	
2008	Colorado State	7-25 (0-16)	
2007	North Dakota State	20-8	
2006	North Dakota State	16-12	
2005	North Dakota State	16-12	
2004	North Dakota State	16-13 (8-6)	
2003	North Dakota State	20-11 (9-7)	
2002	North Dakota State	11-15 (5-13)	
2001	SW Minnesota State	28-7 (17-1)	NCAA DII Elite Eight
2000	SW Minnesota State	18-10 (12-6)	
1999	SW Minnesota State	16-11 (7-5)	
1998	SW Minnesota State	16-11 (7-5)	
1997	Mayville State	18-11 (10-2)	NAIA-II First Round
1996	Mayville State	17-11 (9-3)	NAIA-II First Round
25 seasons		<b>452-416 (.521), 3 NCAA (2 D1), 3 NIT</b>	





**Damany Hendrix**  
Assistant Coach  
Lamar '05

#### Coaching Career

- **San Jose St. (2021-Pres.)**
- Vanderbilt (2019-21)
- NBA G-League

- Enters his fourth season as assistant coach of the program.
- Spent two seasons at Vanderbilt, the first as the team's director of player development and quality control and the second as an assistant coach.
- Before Vanderbilt, Hendrix served an assistant coach in the NBA G League for the Northern Arizona Suns and the Raptors 905, where he worked under head coach Jerry Stackhouse.
- Previously had coaching stints at Cal Maritime Academy, Cal State Northridge, Vallejo High School, Oakland Soldiers AAU and Justin-Siena High School.
- Also spent two years in Beijing as a player development assistant.



**Jeff Strohm**  
Assistant Coach  
Eastern Illinois '88

#### Coaching Career

- **San Jose St. (2022-Pres.)**
- LMU (2016-20)
- Many schools (1987-2014)

- Enters his third season as assistant coach of the program.
- 2015 inductee in the Utah Hall of Fame member as a coaching staff member on the 1998 NCAA runner ups (Utah).
- 2009 inductee in the Marquette M Club Hall of Fame as a coaching staff member on the 2003 Final Four team (Marquette).
- Throughout his coaching tenure, he coached in one NCAA National Championship game in 1998 with Utah, two Final Four appearances (Utah, Marquette) and has nine 20 win seasons.
- Also recruited and coached No. 1 NBA draft pick Andrew Bogut (Milwaukee Bucks). He also has seven conference championships and has coached 15 NBA players with five being All-Americans.
- Has also spent time at LMU, Tulane, Western Kentucky, Northern Illinois, Sullivan HSI and Casey Westfield HS.



**Ed Gipson**  
Assistant Coach  
Calumet College of St. Joseph '05

#### Coaching Career

- **San Jose St. (2023-Pres.)**
- AZ Compass Prep (2017-23)
- Robert Morris (2009-14)

- Enters his second season as assistant coach of the program.
- Spent seven years as the head men's basketball coach at AZ Compass Prep. He led the program to the GEICO national championship game for the first time in school history and his team's made national tournaments two other years.
- Head coach at Chandler High School from 2015-16 and Power House Hoops 16U Elite in the Summer of 2015
- Was the associate head coach at Robert Morris University from 2009-14.
- Has also spent time coaching at Bishop Noll Institute and Ralph Ellison Charter School.
- Played at Los Angeles Southwest College in 2001 before transferring to Highland Community College in Illinois, going 34-9 in 2001-02.



**Tim Marrion**  
Director of Operations  
Washington State '06

#### Career

- **San Jose St. (2023-Pres.)**
- Idaho (2021-23)
- Washington State (2016-19)

- Enters his second season with the program.
- Currently in his fourth stint at SJSU. He previously was an assistant for the 2019-20 and 2020-21 seasons.
- Was an assistant at Idaho from 2021-23.
- Began his professional career with SJSU in 2006-07 as an administrative assistant before being promoted to an assistant coach for the 2007-08 season.
- Served as an assistant coach at Washington State as a member of head coach Ernie Kent's staff last season. Marion first joined the Cougars' program in 2009 as the coordinator of basketball operations. He also served as the team's director of player development and academic liaison as well as coordinator of basketball operations.
- Had his hand in the development of nine current and former NBA players, including former Spartan great Adrian Oliver and three-time NBA Champion of the Golden State Warriors, Klay Thompson.
- Also served as an associate head coach at Clark College from 2014-15.



**Austin Sleight**  
Recruiting Coordinator  
Nebraska '20

- Enters his fourth season with the program.
- Spent four seasons with Tim Miles at the University of Nebraska where he was the Cornhuskers' head manager. In the role, he directed a staff of up to 15 managers while performing various duties to help the coaching staff with day-to-day and game day activities.
- Spent the 2020-21 season as a graduate assistant and video coordinator for Stephen F. Austin, where he was in control of all video for basketball related activities, including breaking down opponent scouting materials, providing video analysis for opponents and self-scouting for games and practices, among many other duties.



**Zack Sherwood**  
Assistant Director of  
Sports Medicine  
High Point '15

- Started in 2019 as an assistant athletic trainer for San Jose State. He works primarily with the Spartan men's basketball and women's golf programs.
- Prior to joining the Spartans, Sherwood worked as an athletic trainer with the Oakland Roots of the USL, Santa Clara University, Fairmont State University and Newberry College.

# THE LAST TIME IT HAPPENED...

## LAST TIME A SAN JOSE STATE PLAYER...

**Scored 40+ Points** ..... 42, Adrian Oliver vs. Puget Sound (12/22/11)\*\*  
**Scored 35-39 Points** ..... 35 by Richard Washington vs. Colorado State (1/14/21)  
**Scored 30-34 Points** ..... 30 points by Donovan Yap vs. Fresno State (3/8/25)  
**Scored 30 Or More Points In Back-To-Back Games** .....  
..... Adrian Oliver vs. Nevada (30 points, 2/12/11) and Montana State (35 points, 2/15/11)  
**Scored 25 or More Points in Back-to-Back Games** .....  
..... Josh Uduje; 29 vs. Wyoming (2/22/25) and 27 vs. UNLV (2/25/25)  
**Scored 20 or More Points in Five Consecutive Games** .....  
..... 5 games by Josh Uduje (12/4/24-12/28/24)  
**Most Rebounds All-Time** ..... 28 by Marv Branstrom vs. Arizona State (12/4/56)\*\*  
**Grabbed 20 Rebounds** ..... 20 by Wil Carter vs. Hawaii (1/7/12)  
**Grabbed 15-19 Rebounds** ..... 19 by Robert Vaihola vs. Fresno State (3/8/25)  
**Most Field Goals Made All-Time** ... 17 by Stan Hill vs. Sacramento State (1/5/78)\*\*  
**Made 15+ Field Goals** ..... 16 by Brandon Clarke vs. Air Force (1/14/17)  
**Made 10-14 Field Goals** ..... 11 by Donovan Yap vs. Fresno State (3/8/25)  
**Most Attempted Field Goals All-Time** ..... 33 by Buster Burgos vs. Arizona (12/18/53)\*\*  
**Attempted 25+ Field Goals** ..... 26 by Omari Moore vs. Boise State (2/25/23)  
**Attempted 20-24 Field Goals** ..... 21 by Josh Uduje vs. Fresno State (2/4/25)  
**Made 8+ 3-pointers** ..... 8 by Trey Smith vs. Portland (12/17/21)\*\*  
**Made 7 3-pointers** ..... 7 by Tibet Gorener vs. Fresno State (1/16/24)  
**Made 6 3-pointers** ..... 6 by Latrell Davis vs. Fresno State (2/4/25)  
**Attempted 15+ 3-pointers** ..... 17 by Michael Quinney vs. Fresno State (2/18/98)\*\*  
**Attempted 10+ 3-pointers** ..... 11 by Latrell Davis vs. San Diego State (2/11/25)  
**Made 15+ Free Throws** . 24 by Brandon Hawkins vs. Mount St. Mary's (12/22/01)\*\*  
**Made 10+ Free Throws** ..... 10 by Will McClendon vs. Pacific (11/8/24)  
**Attempted 20+ Free Throws** ..... 31 by Brandon Hawkins vs. Mount St. Mary's (12/22/01)\*\*  
**Attempted 15+ Free Throws** ..... 15 by Seneca Knight vs. Colorado State (2/22/20)  
**Had 15 Assists** ..... 17 by Ken Mickey vs. Illinois State (1/12/77)\*\*  
**Had 10+ Assists** ..... 10 by Alvaro Cardenas vs. New Mexico (1/24/24)  
**Had 6 Steals** ..... 8 by Omari Moore vs. New Mexico (3/4/20)\*\*  
**Had 5 Steals** ..... 5 by Sadaidriene Hall vs. UNLV (2/25/25)  
**Had 5 Blocks** ..... 7 by Robert Vaihola vs. Air Force (2/1/25)  
**Posted Back-to-Back Double-Doubles** .....  
..... Sadaidriene Hall; 33 pts. & 11 rebs vs. Cal Poly (12/14/24) and 17 pts. & 14 rebs. vs. Kennesaw State (12/21/24)  
**Hit A Shot In The Closing Seconds To Send A Game To Overtime** .....  
..... Trailing 91-88 to Cal Poly (12/14/24), Donovan Yap tapped a loose ball out to Sadaidriene Hall who then knocked down the game-tying three with three seconds remaining in regulation, forcing overtime. SJSU wins 107-100.  
**Hit A Shot At The Buzzer To Win A Game** ..... Tied at 67 against Air Force, Myron Amey Jr. hit a three at the buzzer to give the Spartans a 70-67 win (1/13/24)  
**Hit A Closing-Seconds Shot To Win A Game** ..... Trailing 70-69 to New Mexico, Latrell Davis hit put back jumper off the glass with two seconds remaining to give the Spartans a 71-70 win (1/14/25)  
**Had A Triple-Double** .....  
..... 18 pts, 10 reb., 10 assists, by Omari Moore, vs. New Mexico (2/20/22)  
**SJSU Player Made SportCenter's Top 10 Plays** .....  
..... Latrell Davis hit a shot from half court at the first half buzzer vs. Kennesaw State to earn the No. 10 play of the night on ESPN (12/21/24)

**\*\* Indicates School Record**

## LAST TIME SAN JOSE STATE...

**Scored 120-129 Points** ..... 128 vs. Life Pacific (12/22/15)\*\*  
**Most Points Allowed All-Time** ..... 119 by TCU (2/7/98)\*\*  
**Scored 110-119 Points** ..... 117 vs. Lincoln in a 117-80 win (12/9/24)  
**Allowed 110+ Points** ..... 111 by Wyoming (3/10/21)  
**Scored 105-109 Points** ..... 107 vs. Cal Poly in a 107-100 OT win (12/14/24)  
**Allowed 105-109 Points** ..... 105 vs. Utah State (2/19/25)  
**Scored 100-104 Points** ..... 101 vs. Boise State (1/6/11)  
**Allowed 100-104 Points** ..... 100 vs. Cal Poly in a 107-100 OT win (12/14/24)  
**Scored 90+ Points** ..... 92 vs. Fresno State in a 92-68 win (3/8/25)  
**Allowed 90+ Points** ..... 105 vs. Utah State in a 105-57 loss (2/19/25)  
**Scored 60 Points in a Half** ..... 60 in the 2nd half vs. Lincoln (12/9/24)  
**Opponent scored 60 Points in a Half** ... 60 by Utah State in the 2nd half (12/21/20)  
**Did Not Score 20+ Points in a Half** ..... 15 in 1st half vs. Colorado State (12/31/24)  
**Opponent Did Not Score 20+ Points in a Half** 19 in 1st half vs. Wyoming (1/25/25)  
**Most Rebounds All-Time** ..... 86 vs. Oregon (1/3/52)\*\*  
**Grabbed 50 Rebounds** ..... 57 vs. Lincoln (12/9/24)  
**Made 40 Field Goals** ..... 47 vs. Lincoln (12/9/24)  
**Made 35-39 Field Goals** ..... 39 vs. Cal Poly (12/14/24)  
**Attempted 90 Field Goals** ..... 107 vs. Nevada (12/8/68)\*\*  
**Attempted 80 Field Goals** ..... 83 vs. Bethesda (11/12/22)  
**Attempted 70 Field Goals** ..... 73 vs. Fresno State (2/4/25)  
**Made 20+ 3-pointers** ..... 20 vs. Bethesda (1/8/21)\*\*  
**Made 15+ 3-pointers** ..... 15 vs. San Diego State (1/28/25)  
**Made 10+ 3-pointers** ..... 10 vs. Fresno State (3/8/25)  
**Attempted 40+ 3-pointers** ..... 41 vs. Bethesda (1/8/22)\*\*  
**Attempted 35-39 3-pointers** ..... 36 vs. Fresno State (2/4/25)  
**Attempted 30-34 3-pointers** ..... 31 vs. UNLV (2/25/25)  
**Made 35 Free Throws** ..... 42 vs. Mount St. Mary's (12/22/01) \*\*  
**Was Perfect from the FT line** ..... 5-5 vs. New Mexico (1/24/24)  
**Had 30 Assists** ..... 33 vs. Bethesda (1/8/22)\*\*  
**Had 25 Assists** ..... 28 vs. Lincoln (12/9/24)  
**Had 20-24 Assists** ..... 20 vs. #25 Utah State (1/7/25)  
**Had 20 Steals** ..... 20 vs. Menlo (11/27/98)\*\*  
**Had 15-19 Steals** .....  
**Had 10-14 Steals** ..... 11 vs. Wyoming (3/12/25)  
**Had 11+ Blocks** ..... 11 vs. Idaho (3/6/07)\*\*  
**Had 10 Blocks** ..... 10 vs. Air Force (2/1/25)  
**Never trailed in a game** ..... 66-61 vs. Wyoming (3/12/25)  
**Overcame a 20+ Point Deficit To Win** ..... 20 vs. Air Force (3/4/23)  
.....  
**Overcame a 10-Point Deficit To Win** .....  
..... Wyoming held a 13 point lead in the SJSU 82-73 win (2/22/25)  
**Overcame a Double-Digit Halftime Deficit To Win** ..... 14 vs. Air Force (3/4/23)  
.....  
**Had Six Players Score In Double Figures in Same Game** .....  
..... 7 vs. Lincoln (12/9/24); 21 by Josh Uduje, 17 by Robert Vaihola, 16 by Donovan Yap, 16 by Sadraque NgaNga, 13 by Latrell Davis, 11 by Pasha Goodarzi and 10 by Jermaine Washington.  
**Had Two Players Record Double-Doubles in Same Game** .....  
..... Sadaidriene Hall (33 pts. & 11 rebs. ) and Josh Uduje (23 pts. & 10 rebs.) vs. Cal Poly (12/14/24)  
**Had Three Players Score 20+ Points in Same Game** .....  
..... 33 by Sadaidriene Hall, 23 by Josh Uduje & 21 by Latrell Davis vs. Cal Poly (12/14/24)  
**Had Two Players Score 30+ Points in Same Game** .....  
..... 30 by Latrell Davis, & 30 by Josh Uduje vs. Fresno State (2/4/25)

**\*\* Indicates School Record**





2024-25 San Jose St. Men's Basketball  
Season/Career Statistics  
All games

Page 1/1  
as of Mar 12, 2025

Summary

Player	Season Statistics										Career Statistics									
	GP-GS	MIN/G	FG%	3FG%	FT%	R/G	A/G	STL	BLK	PTS/G	GP-GS	MIN/G	FG%	3FG%	FT%	R/G	A/G	STL	BLK	PTS/G
DAVIS, Latrell	33-7	25.0	.465	.389	.664	3.0	1.7	19	0	11.2	64-10	19.6	.480	.368	.659	2.5	1.2	27	1	8.5
GOODARZI, Pasha	18-0	9.2	.286	.277	.500	0.6	0.2	3	0	2.3	21-0	8.8	.296	.288	.500	0.6	0.3	3	0	2.3
HALL, Sadaidriene	32-26	24.8	.464	.296	.809	5.0	1.8	41	12	7.8	116-61	22.6	.546	.279	.710	5.4	1.6	133	65	9.8
MARIAL, Chol	26-3	9.6	.409	.250	.750	2.4	0.2	3	30	1.7	96-21	9.5	.379	.286	.680	2.0	0.2	12	88	1.8
MCCLENDON, Will	24-24	32.1	.361	.349	.827	3.3	2.8	19	1	12.0	84-28	20.4	.336	.318	.779	2.6	1.5	48	3	5.3
NGANGA, Sadraque	27-6	16.1	.520	.368	.500	3.4	0.6	9	0	7.1	63-6	10.7	.485	.338	.565	2.3	0.4	14	2	3.9
UDUJE, Josh	31-31	31.2	.493	.355	.792	4.5	1.5	32	11	16.5	130-80	26.5	.446	.319	.788	3.4	1.1	118	44	11.2
VAIHOLA, Robert	29-29	26.8	.544	.000	.635	7.3	1.9	16	43	7.6	86-29	19.0	.636	.000	.576	5.6	0.9	31	68	6.0
VASQUEZ JR., Steven	11-0	8.7	.381	.368	.000	0.9	0.4	6	1	2.1	28-0	5.7	.286	.265	.000	0.9	0.3	8	1	1.2
WASHINGTON, Jermaine	32-7	20.0	.412	.310	.741	1.6	1.0	17	1	4.4	32-7	20.0	.412	.310	.741	1.6	1.0	17	1	4.4
YAP JR., Donavan	32-32	29.9	.398	.361	.867	2.6	2.9	30	2	10.2	122-47	19.3	.387	.316	.829	1.7	1.6	72	4	6.7

Scoring

Player	Season Statistics								Career Statistics							
	FG-FGA	FG%	3FG-3FGA	3FG%	FT-FTA	FT%	PTS	PTS/G	FG-FGA	FG%	3FG-3FGA	3FG%	FT-FTA	FT%	PTS	PTS/G
DAVIS, Latrell	119-256	.465	49-126	.389	81-122	.664	368	11.2	182-379	.480	60-163	.368	120-182	.659	544	8.5
GOODARZI, Pasha	14-49	.286	13-47	.277	1-2	.500	42	2.3	16-54	.296	15-52	.288	1-2	.500	48	2.3
HALL, Sadaidriene	97-209	.464	16-54	.296	38-47	.809	248	7.8	466-853	.546	24-86	.279	179-252	.710	1135	9.8
MARIAL, Chol	18-44	.409	3-12	.250	6-8	.750	45	1.7	66-174	.379	10-35	.286	34-50	.680	176	1.8
MCCLENDON, Will	90-249	.361	45-129	.349	62-75	.827	287	12.0	143-425	.336	75-236	.318	88-113	.779	449	5.3
NGANGA, Sadraque	77-148	.520	21-57	.368	17-34	.500	192	7.1	97-200	.485	26-77	.338	26-46	.565	246	3.9
UDUJE, Josh	187-379	.493	43-121	.355	95-120	.792	512	16.5	529-1187	.446	151-474	.319	241-306	.788	1450	11.2
VAIHOLA, Robert	86-158	.544	0-0	.000	47-74	.635	219	7.6	215-338	.636	0-0	.000	87-151	.576	517	6.0
VASQUEZ JR., Steven	8-21	.381	7-19	.368	0-0	.000	23	2.1	12-42	.286	9-34	.265	0-0	.000	33	1.2
WASHINGTON, Jermaine	49-119	.412	22-71	.310	20-27	.741	140	4.4	49-119	.412	22-71	.310	20-27	.741	140	4.4
YAP JR., Donavan	105-264	.398	52-144	.361	65-75	.867	327	10.2	273-706	.387	104-329	.316	165-199	.829	815	6.7

Totals

Player	Season Statistics									Career Statistics								
	O-REB	D-REB	TOTAL	PF	FO	A	TO	A/TO		O-REB	D-REB	TOTAL	PF	FO	A	TO	A/TO	
DAVIS, Latrell	20	80	100	49	0	57	37	1.5		35	128	163	87	0	76	57	1.3	
GOODARZI, Pasha	0	11	11	8	0	4	5	0.8		0	13	13	10	0	6	6	1.0	
HALL, Sadaidriene	31	130	161	69	0	56	43	1.3		204	417	621	261	4	184	166	1.1	
MARIAL, Chol	13	49	62	33	1	4	18	0.2		43	152	195	141	2	16	79	0.2	
MCCLENDON, Will	11	67	78	43	0	68	22	3.1		42	176	218	121	0	125	44	2.8	
NGANGA, Sadraque	38	55	93	29	0	15	29	0.5		50	95	145	60	0	24	46	0.5	
UDUJE, Josh	47	93	140	69	0	46	58	0.8		141	300	441	217	0	140	174	0.8	
VAIHOLA, Robert	74	139	213	71	3	56	53	1.1		193	291	484	150	4	80	112	0.7	
VASQUEZ JR., Steven	2	8	10	11	0	4	3	1.3		3	22	25	14	0	9	4	2.3	
WASHINGTON, Jermaine	8	43	51	55	0	32	33	1.0		8	43	51	55	0	32	33	1.0	
YAP JR., Donavan	14	70	84	79	1	93	54	1.7		27	185	212	189	1	193	165	1.2	



2024-25 San Jose St. Men's Basketball  
Season Box Score  
All games

Game Records

Record	Overall	Home	Away	Neutral
ALL GAMES	15-18	7-8	3-9	5-1
CONFERENCE	7-13	4-6	3-7	0-0
NON-CONFERENCE	8-5	3-2	0-2	5-1

Team Box Score

No.	Player				Total		3-Point		F-Throw		Rebounds												
		GP-GS	MIN	AVG	FG-FGA	FG%	3FG-3FGA	3FG%	FT-FTA	FT%	OFF	DEF	TOT	AVG	PF	DQ	A	TO	BLK	STL	PTS	AVG	
9	UDUJE, Josh	31-31	966:04	31.2	187-379	.493	43-121	.355	95-120	.792	47	93	140	4.5	69	0	46	58	11	32	512	16.5	
1	MCCLENDON, Will	24-24	769:54	32.1	90-249	.361	45-129	.349	62-75	.827	11	67	78	3.3	43	0	68	22	1	19	287	12.0	
5	DAVIS, Latrell	33-7	825:05	25.0	119-256	.465	49-126	.389	81-122	.664	20	80	100	3.0	49	0	57	37	0	19	368	11.2	
0	YAP JR., Donovan	32-32	956:02	29.9	105-264	.398	52-144	.361	65-75	.867	14	70	84	2.6	79	1	93	54	2	30	327	10.2	
6	HALL, Sadaidriene	32-26	793:49	24.8	97-209	.464	16-54	.296	38-47	.809	31	130	161	5.0	69	0	56	43	12	41	248	7.8	
22	VAIHOLA, Robert	29-29	777:21	26.8	86-158	.544	0-0	.000	47-74	.635	74	139	213	7.3	71	3	56	53	43	16	219	7.6	
24	NGANGA, Sadraque	27-6	433:51	16.1	77-148	.520	21-57	.368	17-34	.500	38	55	93	3.4	29	0	15	29	0	9	192	7.1	
13	WASHINGTON, Jermaine	32-7	641:35	20.0	49-119	.412	22-71	.310	20-27	.741	8	43	51	1.6	55	0	32	33	1	17	140	4.4	
7	GOODARZI, Pasha	18-0	165:59	9.2	14-49	.286	13-47	.277	1-2	.500	0	11	11	0.6	8	0	4	5	0	3	42	2.3	
33	VASQUEZ JR., Steven	11-0	95:37	8.7	8-21	.381	7-19	.368	0-0	.000	2	8	10	0.9	11	0	4	3	1	6	23	2.1	
15	MARIAL, Chol	26-3	249:42	9.6	18-44	.409	3-12	.250	6-8	.750	13	49	62	2.4	33	1	4	18	30	3	45	1.7	
Team											57	60	117					21					
Total		33	6675		850-1896	.448	271-780	.347	432-584	.740	315	805	1120	33.9	516	5	435	376	101	195	2403	72.8	
Opponents		33	6675		910-1985	.458	235-725	.324	375-539	.696	360	802	1162	35.2	506	7	473	362	94	208	2432	73.7	

Score by Periods

Team	1st	2nd	OT	TOT
San Jose St.	1109	1251	43	2403
Opponents	1082	1317	33	2432





2024-25 San Jose St. Men's Basketball  
Overall Team Statistics  
All games

Page 1/1  
as of Mar 12, 2025

Team Statistics

	SJSU	OPP
<b>Scoring</b>	<b>2403</b>	<b>2432</b>
Points per game	72.8	73.7
Scoring margin	-0.9	-
<b>Field goals-att</b>	<b>850-1896</b>	<b>910-1985</b>
Field goal pct	.448	.458
<b>3 point fg-att</b>	<b>271-780</b>	<b>235-725</b>
3-point FG pct	.347	.324
3-pt FG made per game	8.2	7.1
<b>Free throws-att</b>	<b>432-584</b>	<b>375-539</b>
Free throw pct	.740	.696
F-Throws made per game	13.1	11.4
<b>Rebounds</b>	<b>1120</b>	<b>1162</b>
Rebounds per game	33.9	35.2
Rebounding margin	-1.3	-
<b>Assists</b>	<b>435</b>	<b>473</b>
Assists per game	13.2	14.3
<b>Turnovers</b>	<b>376</b>	<b>362</b>
Turnovers per game	11.4	11.0
Turnover margin	-0.4	-
Assist/turnover ratio	1.2	1.3
<b>Steals</b>	<b>195</b>	<b>208</b>
Steals per game	5.9	6.3
<b>Blocks</b>	<b>101</b>	<b>94</b>
Blocks per game	3.1	2.8
<b>Winning streak</b>	<b>2</b>	<b>-</b>
Home win streak	1	-
<b>Attendance</b>	<b>32889</b>	<b>79224</b>
Home games-Avg/Game	15-2193	12-6602
Neutral site-Avg/Game	-	6-1440

Score by Periods

Team	1st	2nd	OT	TOT
San Jose St.	1109	1251	43	2403
Opponents	1082	1317	33	2432



2024-25 San Jose St. Men's Basketball  
Season Schedule/Results & Leaders  
All games

Page 1/2  
as of Mar 12, 2025

### Game Records

Record	Overall	Home	Away	Neutral
ALL GAMES	15-18	7-8	3-9	5-1
CONFERENCE	7-13	4-6	3-7	0-0
NON-CONFERENCE	8-5	3-2	0-2	5-1

### Team Results

Date	Opponent		Score	Att.	High Points	High Rebounds
11/04/2024	Western Ill.	L	55-59	1876	(13) UDUJE, Josh (13) MCCLENDON, Will	(7) VAIHOLA, Robert
11/08/2024	vs Pacific	L	67-80	4222	(15) UDUJE, Josh	(5) HALL, Sadaidriene (5) UDUJE, Josh
11/10/2024	at Hawaii	L	69-80	4580	(16) YAP JR., Donavan	(7) MARIAL, Chol
11/11/2024	vs LIFE Pacific	W	93-56	4313	(29) NGANGA, Sadraque	(12) NGANGA, Sadraque
11/17/2024	UC Santa Barbara	L	59-64	1817	(22) UDUJE, Josh	(9) VAIHOLA, Robert
11/20/2024	at Southern California	L	68-82	3186	(25) UDUJE, Josh	(9) VAIHOLA, Robert
11/25/2024	vs UTEP	W	71-65	104	(23) UDUJE, Josh	(9) DAVIS, Latrell
11/26/2024	vs UNC Greensboro	W	69-64	0	(14) YAP JR., Donavan	(5) YAP JR., Donavan (5) UDUJE, Josh
11/27/2024	vs Long Beach St.	W	82-66	0	(18) YAP JR., Donavan	(6) VAIHOLA, Robert
12/04/2024	at New Mexico	L	77-83	10658	(22) UDUJE, Josh	(11) VAIHOLA, Robert
12/09/2024	Lincoln (CA)	W	117-80	1659	(21) UDUJE, Josh	(18) VAIHOLA, Robert
12/14/2024	Cal Poly	Wot	107-100	2134	(33) HALL, Sadaidriene	(11) HALL, Sadaidriene
12/21/2024	Kennesaw St.	W	89-65	1767	(22) UDUJE, Josh	(14) HALL, Sadaidriene
12/28/2024	Boise St.	L	71-73	1767	(22) UDUJE, Josh	(8) VAIHOLA, Robert
12/31/2024	Colorado St.	L	50-72	1425	(15) MCCLENDON, Will	(6) DAVIS, Latrell
01/04/2025	at UNLV	L	73-79	5182	(18) UDUJE, Josh	(11) NGANGA, Sadraque
01/07/2025	Utah St.	L	78-85	1668	(22) YAP JR., Donavan	(11) VAIHOLA, Robert
01/11/2025	at Air Force	W	69-62	1545	(20) MCCLENDON, Will	(9) MARIAL, Chol
01/14/2025	New Mexico	W	71-70	1853	(18) VAIHOLA, Robert	(9) VAIHOLA, Robert
01/18/2025	at Nevada	L	64-75	7798	(12) HALL, Sadaidriene (12) UDUJE, Josh	(6) VAIHOLA, Robert
					(12) VAIHOLA, Robert	
					(12) DAVIS, Latrell	
01/25/2025	Wyoming	W	67-58	2585	(22) DAVIS, Latrell	(10) MCCLENDON, Will
01/28/2025	at San Diego St.	L	68-71	12414	(23) DAVIS, Latrell	(9) HALL, Sadaidriene
02/01/2025	Air Force	W	75-64	2037	(24) UDUJE, Josh	(8) VAIHOLA, Robert
02/04/2025	at Fresno St.	Wot2	94-91	4257	(30) UDUJE, Josh (30) DAVIS, Latrell	(11) UDUJE, Josh
02/07/2025	at Boise St.	L	52-79	10738	(14) DAVIS, Latrell	(7) VAIHOLA, Robert
02/11/2025	San Diego St.	L	66-69	4287	(21) DAVIS, Latrell	(9) VAIHOLA, Robert
02/14/2025	Nevada	L	58-73	2882	(17) DAVIS, Latrell	(10) VAIHOLA, Robert
02/19/2025	at Utah St.	L	57-105	8921	(15) YAP JR., Donavan (15) NGANGA, Sadraque	(5) UDUJE, Josh (5) DAVIS, Latrell
02/22/2025	at Wyoming	W	82-73	3924	(29) UDUJE, Josh	(8) DAVIS, Latrell
02/25/2025	UNLV	L	71-77	2339	(27) UDUJE, Josh	(7) UDUJE, Josh
03/04/2025	at Colorado St.	L	56-83	6021	(16) NGANGA, Sadraque	(7) HALL, Sadaidriene





2024-25 San Jose St. Men's Basketball  
Season Schedule/Results & Leaders  
All games

Page 2/2  
as of Mar 12, 2025

Date	Opponent		Score	Att.	High Points	High Rebounds
03/08/2025	Fresno St.	W	92-68	2793	(30) YAP JR., Donavan	(19) VAIHOLA, Robert
03/12/2025	vs Wyoming	W	66-61	0	(19) YAP JR., Donavan	(9) VAIHOLA, Robert

Attendance Summary

	Games	Attend	Avg/Game
Home	15	32889	2193
Away	12	79224	6602
Neutral	6	8639	1440
<b>Total</b>	<b>33</b>	<b>120752</b>	<b>3659</b>



2024-25 San Jose St. Men's Basketball  
Team Game-by-Game  
All games

				Total		3-Pointers		Free throws		Rebounds											
Opponent	Date	Score		FG-FGA	PCT	3FG-3FGA	PCT	FT-FTA	PCT	OFF	DEF	TOT	AVG	PF	A	TO	BLK	STL	PTS	AVG	
Western Ill.	11/04/2024	55-59	L	16-46	.348	3-16	.188	20-29	.690	6	22	28	28.0	15	6	6	0	5	55	55.0	
vs Pacific	11/08/2024	67-80	L	22-62	.355	3-19	.158	20-24	.833	7	24	31	29.5	21	8	7	2	5	67	61.0	
at Hawaii	11/10/2024	69-80	L	21-50	.420	6-12	.500	21-24	.875	8	21	29	29.3	21	6	8	3	4	69	63.7	
vs LIFE Pacific	11/11/2024	93-56	W	40-70	.571	8-28	.286	5-7	.714	14	35	49	34.3	8	18	8	2	7	93	71.0	
UC Santa Barbara	11/17/2024	59-64	L	22-54	.407	6-23	.261	9-10	.900	10	22	32	33.8	10	8	9	1	6	59	68.6	
at Southern California	11/20/2024	68-82	L	26-62	.419	11-23	.478	5-7	.714	10	16	26	32.5	10	18	9	1	7	68	68.5	
vs UTEP	11/25/2024	71-65	W	22-43	.512	7-15	.467	20-25	.800	11	24	35	32.9	18	14	24	4	5	71	68.9	
vs UNC Greensboro	11/26/2024	69-64	W	23-54	.426	7-19	.368	16-21	.762	11	24	35	33.1	20	13	13	1	6	69	68.9	
vs Long Beach St.	11/27/2024	82-66	W	31-57	.544	6-18	.333	14-24	.583	13	21	34	33.2	16	14	8	4	2	82	70.3	
at New Mexico	12/04/2024	77-83	L	25-56	.446	10-21	.476	17-21	.810	7	24	31	33.0	22	13	10	7	6	77	71.0	
Lincoln (CA)	12/09/2024	117-80	W	47-75	.627	8-30	.267	15-16	.938	16	41	57	35.2	8	28	10	9	4	117	75.2	
Cal Poly	12/14/2024	107-100	Wot	39-74	.527	9-27	.333	20-29	.690	12	29	41	35.7	18	12	14	1	7	107	77.8	
Kennesaw St.	12/21/2024	89-65	W	33-63	.524	9-26	.346	14-22	.636	4	33	37	35.8	18	20	7	2	7	89	78.7	
Boise St.	12/28/2024	71-73	L	25-54	.463	8-20	.400	13-17	.765	10	16	26	35.1	10	8	7	4	4	71	78.1	
Colorado St.	12/31/2024	50-72	L	18-61	.295	2-23	.087	12-16	.750	5	22	27	34.5	13	5	8	1	5	50	76.3	
at UNLV	01/04/2025	73-79	L	24-59	.407	9-24	.375	16-17	.941	16	24	40	34.9	20	16	12	2	2	73	76.1	
Utah St.	01/07/2025	78-85	L	25-60	.417	14-33	.424	14-17	.824	13	21	34	34.8	15	20	10	2	4	78	76.2	
at Air Force	01/11/2025	69-62	W	26-53	.491	8-18	.444	9-12	.750	9	25	34	34.8	9	12	12	3	10	69	75.8	
New Mexico	01/14/2025	71-70	W	28-65	.431	10-22	.455	5-8	.625	11	31	42	35.2	15	13	14	2	4	71	75.5	
at Nevada	01/18/2025	64-75	L	21-51	.412	8-27	.296	14-20	.700	11	15	26	34.7	15	13	10	1	5	64	75.0	
Wyoming	01/25/2025	67-58	W	23-52	.442	6-14	.429	15-19	.789	10	33	43	35.1	18	13	10	6	2	67	74.6	
at San Diego St.	01/28/2025	68-71	L	21-51	.412	15-31	.484	11-17	.647	2	23	25	34.6	16	12	12	1	10	68	74.3	
Air Force	02/01/2025	75-64	W	26-52	.500	10-20	.500	13-22	.591	8	24	32	34.5	17	16	11	10	5	75	74.3	
at Fresno St.	02/04/2025	94-91	Wot2	34-73	.466	14-36	.389	12-13	.923	9	32	41	34.8	21	18	16	5	8	94	75.1	
at Boise St.	02/07/2025	52-79	L	19-50	.380	2-18	.111	12-16	.750	4	19	23	34.3	14	6	9	2	3	52	74.2	
San Diego St.	02/11/2025	66-69	L	26-64	.406	11-33	.333	3-10	.300	15	20	35	34.3	18	12	14	5	10	66	73.9	
Nevada	02/14/2025	58-73	L	19-49	.388	8-25	.320	12-18	.667	14	22	36	34.4	17	12	18	1	5	58	73.3	
at Utah St.	02/19/2025	57-105	L	21-57	.368	9-31	.290	6-9	.667	8	16	24	34.0	14	13	14	2	6	57	72.7	
at Wyoming	02/22/2025	82-73	W	28-58	.483	7-20	.350	19-32	.594	10	23	33	34.0	15	11	8	4	10	82	73.0	
UNLV	02/25/2025	71-77	L	25-61	.410	11-31	.355	10-13	.769	7	24	31	33.9	20	15	12	4	8	71	73.0	
at Colorado St.	03/04/2025	56-83	L	21-52	.404	8-27	.296	6-9	.667	6	21	27	33.7	10	12	17	2	4	56	72.4	
Fresno St.	03/08/2025	92-68	W	33-62	.532	10-26	.385	16-19	.842	12	33	45	34.0	18	19	13	3	8	92	73.0	
vs Wyoming	03/12/2025	66-61	W	20-46	.435	8-24	.333	18-21	.857	6	25	31	33.9	16	11	16	4	11	66	72.8	
Total		2403		850-1896	.448	271-780	.347	432-584	.740	315	805	1120	33.9	516	435	376	101	195	2403	72.8	
Opponents		2432		910-1985	.458	235-725	.324	375-539	.696	360	802	1162	35.2	506	473	362	94	208	2432	73.7	

San Jose St. Averages

Games Played	Points/game	FG Pct	3FG Pct	FT Pct	Rebounds/game	Assists/game	Turnovers/game	Assist/Turnover ratio	Steals/game	Blocks/game
33	72.8	44.8	34.7	74.0	33.9	13.2	11.4	1.2	5.9	3.1





2024-25 San Jose St. Men's Basketball  
Team High/Low Analysis  
All games

Page 1/4  
as of Mar 12, 2025

San Jose St. - Game Highs

POINTS	117		Lincoln (CA) (12/09/2024)
	107		Cal Poly (12/14/2024)
	94		at Fresno St. (02/04/2025)
	93		vs LIFE Pacific (N) (11/11/2024)
	92		Fresno St. (03/08/2025)
FIELD GOALS MADE	47		Lincoln (CA) (12/09/2024)
	40		vs LIFE Pacific (N) (11/11/2024)
FIELD GOAL ATTEMPTS	75		Lincoln (CA) (12/09/2024)
	74		Cal Poly (12/14/2024)
FIELD GOAL PERCENTAGE	.627	(47-75)	Lincoln (CA) (12/09/2024)
	.571	(40-70)	vs LIFE Pacific (N) (11/11/2024)
3 PT FG MADE	15		at San Diego St. (01/28/2025)
	14		at Fresno St. (02/04/2025)
	14		Utah St. (01/07/2025)
3 PT FG ATTEMPTS	36		at Fresno St. (02/04/2025)
	33		San Diego St. (02/11/2025)
	33		Utah St. (01/07/2025)
3 PT FG PERCENTAGE	.500	(10-20)	Air Force (02/01/2025)
	.500	(6-12)	at Hawaii (11/10/2024)
FREE THROWS MADE	21		at Hawaii (11/10/2024)
	20		Cal Poly (12/14/2024)
	20		vs UTEP (N) (11/25/2024)
	20		vs Pacific (N) (11/08/2024)
	20		Western Ill. (11/04/2024)
FREE THROW ATTEMPTS	32		at Wyoming (02/22/2025)
	29		Cal Poly (12/14/2024)
	29		Western Ill. (11/04/2024)
FREE THROW PERCENTAGE	.941	(16-17)	at UNLV (01/04/2025)
	.938	(15-16)	Lincoln (CA) (12/09/2024)
REBOUNDS	57		Lincoln (CA) (12/09/2024)
	49		vs LIFE Pacific (N) (11/11/2024)
ASSISTS	28		Lincoln (CA) (12/09/2024)
	20		Utah St. (01/07/2025)
	20		Kennesaw St. (12/21/2024)
STEALS	11		vs Wyoming (N) (03/12/2025)
	10		at Wyoming (02/22/2025)
	10		San Diego St. (02/11/2025)
	10		at San Diego St. (01/28/2025)
	10		at Air Force (01/11/2025)
BLOCKED SHOTS	10		Air Force (02/01/2025)
	9		Lincoln (CA) (12/09/2024)
TURNOVERS	24		vs UTEP (N) (11/25/2024)
	18		Nevada (02/14/2025)
FOULS	22		at Fresno St. (02/04/2025)
	22		at New Mexico (12/04/2024)



2024-25 San Jose St. Men's Basketball  
Team High/Low Analysis  
All games

Page 4/4  
as of Mar 12, 2025

Opponent - Game Lows

POINTS	56		vs LIFE Pacific (N) (11/11/2024)
	58		Wyoming (01/25/2025)
	59		Western Ill. (11/04/2024)
	61		vs Wyoming (N) (03/12/2025)
	62		at Air Force (01/11/2025)
FIELD GOALS MADE	21		Kennesaw St. (12/21/2024)
	21		vs UTEP (N) (11/25/2024)
FIELD GOAL ATTEMPTS	51		vs UNC Greensboro (N) (11/26/2024)
	51		vs UTEP (N) (11/25/2024)
	51		Western Ill. (11/04/2024)
FIELD GOAL PERCENTAGE	.313	(21-67)	Kennesaw St. (12/21/2024)
	.333	(23-69)	Wyoming (01/25/2025)
3 PT FG MADE	2		vs Wyoming (N) (03/12/2025)
	3		Fresno St. (03/08/2025)
	3		New Mexico (01/14/2025)
3 PT FG ATTEMPTS	13		at UNLV (01/04/2025)
	15		UNLV (02/25/2025)
	15		at Fresno St. (02/04/2025)
	15		New Mexico (01/14/2025)
3 PT FG PERCENTAGE	.105	(2-19)	vs Wyoming (N) (03/12/2025)
	.150	(3-20)	Fresno St. (03/08/2025)
FREE THROWS MADE	3		at Air Force (01/11/2025)
	3		vs LIFE Pacific (N) (11/11/2024)
FREE THROW ATTEMPTS	5		at Colorado St. (03/04/2025)
	6		at Air Force (01/11/2025)
	6		vs LIFE Pacific (N) (11/11/2024)
FREE THROW PERCENTAGE	.429	(6-14)	Wyoming (01/25/2025)
	.500	(8-16)	Utah St. (01/07/2025)
	.500	(3-6)	at Air Force (01/11/2025)
	.500	(3-6)	vs LIFE Pacific (N) (11/11/2024)
REBOUNDS	21		Lincoln (CA) (12/09/2024)
	21		vs UTEP (N) (11/25/2024)
ASSISTS	6		vs LIFE Pacific (N) (11/11/2024)
	7		vs Wyoming (N) (03/12/2025)
	7		Fresno St. (03/08/2025)
STEALS	2		Colorado St. (12/31/2024)
	2		at Hawaii (11/10/2024)
BLOCKED SHOTS	0		at Boise St. (02/07/2025)
	0		at Nevada (01/18/2025)
TURNOVERS	5		at UNLV (01/04/2025)
	5		Lincoln (CA) (12/09/2024)
FOULS	7		vs LIFE Pacific (N) (11/11/2024)
	9		UC Santa Barbara (11/17/2024)





2024-25 San Jose St. Men's Basketball  
Player Highs Analysis  
All games

Page 1/4  
as of Mar 12, 2025

San Jose St. - Individual Game Highs

POINTS	33		Sadaidriene Hall vs Cal Poly (12/14/2024)
	30		Donavan Yap Jr. vs Fresno St. (03/08/2025)
	30		Josh Uduje at Fresno St. (02/04/2025)
	30		Latrell Davis at Fresno St. (02/04/2025)
	29		Josh Uduje at Wyoming (02/22/2025)
	29		Sadraque NgaNga vs LIFE Pacific (N) (11/11/2024)
FIELD GOALS MADE	14		Sadaidriene Hall vs Cal Poly (12/14/2024)
	12		Sadraque NgaNga vs LIFE Pacific (N) (11/11/2024)
FIELD GOAL ATTEMPTS	21		Josh Uduje at Fresno St. (02/04/2025)
	21		Sadaidriene Hall vs Cal Poly (12/14/2024)
FIELD GOAL PERCENTAGE (min 5 made)	.889	(8-9)	Sadraque NgaNga vs Lincoln (CA) (12/09/2024)
	.875	(7-8)	Latrell Davis vs Air Force (02/01/2025)
3 PT FG MADE	6		Latrell Davis at Fresno St. (02/04/2025)
	6		Donavan Yap Jr. vs Utah St. (01/07/2025)
3 PT FG ATTEMPTS	11		Latrell Davis vs San Diego St. (02/11/2025)
	11		Latrell Davis at Fresno St. (02/04/2025)
3 PT FG PERCENTAGE (min 2 made)	1.000	(5-5)	Josh Uduje at Southern California (11/20/2024)
	1.000	(3-3)	Josh Uduje at Wyoming (02/22/2025)
	1.000	(3-3)	Latrell Davis vs Air Force (02/01/2025)
	1.000	(3-3)	Sadaidriene Hall vs Kennesaw St. (12/21/2024)
	1.000	(2-2)	Sadraque NgaNga at UNLV (01/04/2025)
	1.000	(2-2)	Sadraque NgaNga at New Mexico (12/04/2024)
	1.000	(2-2)	Sadraque NgaNga vs LIFE Pacific (N) (11/11/2024)
FREE THROWS MADE	10		Will McClendon vs Pacific (N) (11/08/2024)
	8		Josh Uduje vs Wyoming (N) (03/12/2025)
	8		Donavan Yap Jr. at Wyoming (02/22/2025)
	8		Donavan Yap Jr. vs UTEP (N) (11/25/2024)
FREE THROW ATTEMPTS	11		Will McClendon vs Pacific (N) (11/08/2024)
	10		Donavan Yap Jr. at Wyoming (02/22/2025)
	10		Latrell Davis vs Cal Poly (12/14/2024)
FREE THROW PERCENTAGE (min 3 made)	1.000	(8-8)	Donavan Yap Jr. vs UTEP (N) (11/25/2024)
	1.000	(7-7)	Jermaine Washington vs Fresno St. (03/08/2025)
	1.000	(7-7)	Will McClendon vs Colorado St. (12/31/2024)
	1.000	(6-6)	Will McClendon vs Utah St. (01/07/2025)
	1.000	(6-6)	Josh Uduje at UNLV (01/04/2025)
	1.000	(6-6)	Will McClendon vs Cal Poly (12/14/2024)
	1.000	(6-6)	Sadaidriene Hall at Hawaii (11/10/2024)
	1.000	(5-5)	Josh Uduje vs Lincoln (CA) (12/09/2024)
	1.000	(5-5)	Donavan Yap Jr. at Hawaii (11/10/2024)
	1.000	(4-4)	Josh Uduje at Colorado St. (03/04/2025)
	1.000	(4-4)	Latrell Davis vs UNLV (02/25/2025)
	1.000	(4-4)	Donavan Yap Jr. vs Air Force (02/01/2025)
	1.000	(4-4)	Josh Uduje at San Diego St. (01/28/2025)
	1.000	(4-4)	Sadaidriene Hall vs Wyoming (01/25/2025)
	1.000	(4-4)	Donavan Yap Jr. at Air Force (01/11/2025)
	1.000	(4-4)	Josh Uduje vs Boise St. (12/28/2024)
	1.000	(4-4)	Latrell Davis vs Lincoln (CA) (12/09/2024)
	1.000	(4-4)	Will McClendon at New Mexico (12/04/2024)
	1.000	(4-4)	Josh Uduje at Southern California (11/20/2024)
	1.000	(4-4)	Latrell Davis at Hawaii (11/10/2024)
REBOUNDS	19		Robert Vaihola vs Fresno St. (03/08/2025)
	18		Robert Vaihola vs Lincoln (CA) (12/09/2024)
ASSISTS	8		Will McClendon vs Utah St. (01/07/2025)
	8		Latrell Davis vs Lincoln (CA) (12/09/2024)



2024-25 San Jose St. Men's Basketball  
Player Highs Analysis  
All games

Page 2/4  
as of Mar 12, 2025

San Jose St. - Individual Game Highs

STEALS	5	Sadaidriene Hall vs UNLV (02/25/2025)
	4	Latrell Davis at Fresno St. (02/04/2025)
	4	Josh Uduje at San Diego St. (01/28/2025)
	4	Will McClendon at Air Force (01/11/2025)
BLOCKED SHOTS	7	Robert Vaihola vs Air Force (02/01/2025)
	4	Chol Marial vs UNLV (02/25/2025)
	4	Robert Vaihola vs Lincoln (CA) (12/09/2024)
	4	Robert Vaihola at New Mexico (12/04/2024)
TURNOVERS	6	Donavan Yap Jr. vs Cal Poly (12/14/2024)
	5	Donavan Yap Jr. vs Wyoming (N) (03/12/2025)
FOULS	5	Chol Marial at Fresno St. (02/04/2025)
	5	Robert Vaihola at Fresno St. (02/04/2025)
	5	Donavan Yap Jr. vs Cal Poly (12/14/2024)
	5	Robert Vaihola vs UNC Greensboro (N) (11/26/2024)
	5	Robert Vaihola at Hawaii (11/10/2024)



2024-25 San Jose St. Men's Basketball  
Points-rebounds-assists  
All games

Page 1/1  
as of Mar 12, 2025

Opponent	Date	Score		0	1	5	6	7	9	13	15	22	24	33
				YAP JR.,DO	MCCLENDON,DAVIS,	LATRALL,SADAI	GOODARZI,P	UDUJE,JOSH	WASHINGTON	MARIAL,CHO	VAIHOLA,RO	NGANGA,SAD	VASQUEZ JR	
Western Ill.	11/04/2024	55-59	L	6-3-0	13-5-2	3-2-0	5-1-0	DNP	13-5-0	5-0-1	6-1-0	4-7-3	0-1-0	DNP
vs Pacific	11/08/2024	67-80	L	3-3-2	14-3-2	0-0-1	5-5-2	DNP	15-5-0	9-0-0	3-2-0	12-4-1	6-4-0	DNP
at Hawaii	11/10/2024	69-80	L	16-2-1	7-2-2	9-2-0	14-2-0	DNP	10-3-2	3-5-0	6-7-1	4-1-0	0-1-0	DNP
vs LIFE Pacific	11/11/2024	93-56	W	8-2-4	8-7-1	12-3-3	2-2-1	3-0-0	9-6-2	4-2-4	2-4-1	10-4-1	29-12-1	6-1-0
UC Santa Barbara	11/17/2024	59-64	L	5-3-4	12-0-0	5-2-0	4-2-1	DNP	22-7-0	5-0-1	2-0-0	4-9-2	0-6-0	DNP
at Southern California	11/20/2024	68-82	L	2-1-3	18-3-4	8-3-2	9-3-0	DNP	25-5-2	2-1-1	DNP	4-9-5	0-1-1	DNP
vs UTEP	11/25/2024	71-65	W	8-4-7	22-2-3	2-9-1	2-2-2	0-0-0	23-4-1	0-1-0	DNP	7-6-0	7-2-0	DNP
vs UNC Greensboro	11/26/2024	69-64	W	14-5-3	11-4-5	5-4-0	9-4-0	DNP	7-5-2	3-2-1	DNP	8-4-2	12-3-0	DNP
vs Long Beach St.	11/27/2024	82-66	W	18-1-4	8-5-5	11-3-1	4-5-1	DNP	17-3-1	2-2-0	DNP	14-6-2	8-5-0	DNP
at New Mexico	12/04/2024	77-83	L	0-5-4	20-1-2	6-3-0	8-6-2	DNP	22-1-1	3-0-1	DNP	10-11-3	8-1-0	DNP
Lincoln (CA)	12/09/2024	117-80	W	16-1-4	DNP	13-3-8	8-6-4	11-2-1	21-5-4	10-7-3	DNP	17-18-1	16-7-0	5-4-3
Cal Poly	12/14/2024	107-100	Wot	3-3-2	17-6-2	21-4-2	33-11-4	4-0-0	23-10-1	DNP	0-0-1	DNP	6-4-0	0-1-0
Kennesaw St.	12/21/2024	89-65	W	6-2-5	2-1-3	20-0-3	17-14-3	0-0-0	22-3-2	2-0-1	DNP	9-9-1	5-2-1	6-0-1
Boise St.	12/28/2024	71-73	L	8-2-0	10-0-2	6-3-1	6-2-1	0-0-0	22-4-1	4-1-1	0-1-0	11-8-2	4-2-0	0-0-0
Colorado St.	12/31/2024	50-72	L	3-2-0	15-2-1	6-6-2	4-4-0	3-1-0	6-3-0	3-3-2	2-2-0	0-1-0	8-0-0	0-1-0
at UNLV	01/04/2025	73-79	L	10-1-3	15-2-4	0-0-0	3-10-3	DNP	18-4-1	3-0-1	0-0-0	13-8-3	11-11-1	DNP
Utah St.	01/07/2025	78-85	L	22-2-4	12-3-8	20-4-0	4-5-1	0-0-0	11-1-3	3-1-0	0-0-0	6-11-3	0-2-1	0-0-0
at Air Force	01/11/2025	69-62	W	13-6-5	20-2-3	0-1-0	8-6-1	0-0-1	15-3-0	4-1-1	2-9-0	7-2-1	DNP	0-0-0
New Mexico	01/14/2025	71-70	W	0-2-0	12-2-5	11-6-2	2-5-1	DNP	12-8-1	13-0-2	0-0-0	18-9-1	3-1-1	DNP
at Nevada	01/18/2025	64-75	L	10-0-3	6-3-3	12-2-0	12-5-1	DNP	12-4-3	0-0-1	0-0-0	12-6-2	0-1-0	DNP
Wyoming	01/25/2025	67-58	W	8-5-2	11-10-2	22-5-0	13-7-2	DNP	3-2-2	0-0-0	2-2-0	8-8-5	DNP	DNP
at San Diego St.	01/28/2025	68-71	L	11-1-2	3-3-3	23-0-1	7-9-4	DNP	21-2-2	0-0-0	3-0-0	0-7-0	DNP	DNP
Air Force	02/01/2025	75-64	W	8-3-2	15-6-2	18-0-1	2-3-1	DNP	24-4-2	3-4-3	2-3-0	3-8-5	DNP	DNP
at Fresno St.	02/04/2025	94-91	Wot2	13-4-4	10-4-4	30-6-4	DNP	DNP	30-11-4	0-1-0	4-6-0	4-2-2	DNP	3-2-0
at Boise St.	02/07/2025	52-79	L	6-1-1	6-2-0	14-0-0	6-5-2	0-1-0	8-2-0	3-1-1	3-3-0	6-7-2	DNP	0-0-0
San Diego St.	02/11/2025	66-69	L	19-4-3	DNP	21-3-0	6-8-3	0-0-0	DNP	5-2-1	0-2-0	5-9-5	7-3-0	3-1-0
Nevada	02/14/2025	58-73	L	9-3-5	DNP	17-3-2	8-3-2	6-1-0	DNP	2-2-2	0-2-0	6-10-0	10-5-1	DNP
at Utah St.	02/19/2025	57-105	L	15-2-1	DNP	5-5-5	2-2-4	6-0-0	4-5-2	8-2-0	2-0-0	0-1-0	15-4-1	DNP
at Wyoming	02/22/2025	82-73	W	16-1-4	DNP	17-8-3	16-7-3	0-1-0	29-4-1	1-2-0	0-3-0	DNP	3-3-0	DNP
UNLV	02/25/2025	71-77	L	2-1-5	DNP	16-2-3	0-5-1	3-1-0	27-7-1	10-3-1	4-6-0	DNP	9-5-4	DNP
at Colorado St.	03/04/2025	56-83	L	DNP	DNP	8-4-3	9-7-3	6-4-1	10-3-2	7-0-0	0-4-1	DNP	16-1-2	DNP
Fresno St.	03/08/2025	92-68	W	30-4-3	DNP	3-4-7	4-2-1	0-0-1	16-3-2	19-6-1	0-3-0	13-19-3	7-4-1	DNP
vs Wyoming	03/12/2025	66-61	W	19-5-3	DNP	4-0-2	16-3-2	0-0-0	15-8-1	4-2-2	2-2-0	4-9-1	2-2-0	DNP





Officials: Nate Harris, Randy Richardson, Kevin Brill

San Jose St. - 77                      Record: 4-6 (0-1)

NO.	Name		Min	FG		3P		FT		Rebounds			Fouls		TP	AS	TO	ST	Blocks		+/-
				M-A	M-A	M-A	M-A	M-A	M-A	OR	DR	TOT	PF	FD					BS	BA	
22	Robert Vaihola	C	22:58	3-3	0-0	4-6	3	8	11	2	4	10	3	4	10	3	3	0	4	0	-5
0	Donavan Yap Jr.	G	32:57	0-7	0-4	0-0	1	4	5	4	0	0	4	0	0	4	2	0	0	1	1
1	Will McClendon	G	35:20	6-12	4-7	4-4	0	1	1	2	2	20	2	2	20	2	0	1	1	1	-1
6	Sadaidriene Hall	G	29:49	3-12	0-2	2-3	1	5	6	4	2	8	4	2	8	2	0	1	2	1	-9
9	Josh Uduje	G	34:43	8-14	3-4	3-3	0	1	1	3	3	22	1	3	22	1	3	3	0	0	-1
24	Sadraque NgaNga		07:10	3-3	2-2	0-0	0	1	1	4	0	8	0	0	8	0	1	1	0	0	6
5	Latrell Davis		26:50	1-3	0-1	4-5	1	2	3	2	2	6	0	0	6	0	0	0	0	0	-8
13	Jermaine Washington		10:13	1-2	1-1	0-0	0	0	0	1	0	3	1	0	3	1	1	0	0	1	-13
Team										1	2	3			0			0			
Totals				25-56	10-21	17-21	7	24	31	22	13	77	13	10	6	7	4	-6			

Shooting By Period			
1 <sup>st</sup>	FG%	13-28	46.4%
	3PT%	5-11	45.5%
	FT%	7-8	87.5%
2 <sup>nd</sup>	FG%	12-28	42.9%
	3PT%	5-10	50.0%
	FT%	10-13	76.9%
GM	FG%	25-56	44.6%
	3PT%	10-21	47.6%
	FT%	17-21	81.0%

Dead Ball Rebounds: 2, 0

Technical Fouls::NONE

New Mexico - 83                      Record: 7-2 (1-0)

NO.	Name		Min	FG		3P		FT		Rebounds			Fouls		TP	AS	TO	ST	Blocks		+/-
				M-A	M-A	M-A	M-A	M-A	M-A	OR	DR	TOT	PF	FD					BS	BA	
22	Mustapha Amzil	F	36:50	6-12	1-3	6-9	5	4	9	2	4	19	3	4	19	3	0	1	2	1	11
23	Nelly Joseph	F	34:59	5-11	0-0	6-6	2	8	10	3	5	16	2	2	16	2	2	1	0	1	6
1	Braden Appelhans	G	18:30	1-5	1-4	0-0	0	2	2	0	0	3	1	0	3	1	0	0	1	0	1
2	Donovan Dent	G	38:16	6-16	1-2	7-10	0	3	3	2	8	20	5	4	20	5	4	1	1	3	5
3	Tru Washington	G	30:45	5-13	3-7	0-0	2	3	5	0	0	13	2	2	13	2	2	0	0	1	-7
8	Filip Borovicarin		30:45	4-5	1-1	0-1	1	6	7	2	3	9	3	0	9	3	0	1	0	1	18
6	Atiki Ally Atiki		05:01	1-2	0-0	1-2	1	0	1	2	1	3	0	0	3	0	0	2	0	0	0
24	Jovan Milicevic		00:55	0-0	0-0	0-0	0	0	0	1	0	0	0	0	0	0	0	0	0	0	0
4	Kayde Dotson		01:44	0-0	0-0	0-0	0	0	0	1	0	0	1	0	0	1	0	0	0	0	1
7	Ibrahima Sacko		02:15	0-1	0-0	0-2	0	0	0	0	0	0	0	1	0	0	0	1	0	0	-5
Team										5	0	5			0			1			
Totals				28-65	7-17	20-30	16	26	42	13	22	83	17	9	7	4	7	6			

Shooting By Period			
1 <sup>st</sup>	FG%	15-37	40.5%
	3PT%	4-10	40.0%
	FT%	5-9	55.6%
2 <sup>nd</sup>	FG%	13-28	46.4%
	3PT%	3-7	42.9%
	FT%	15-21	71.4%
GM	FG%	28-65	43.1%
	3PT%	7-17	41.2%
	FT%	20-30	66.7%

Dead Ball Rebounds: 7, 0

Technical Fouls::NONE

	SJSU	UNM
Biggest lead	13 (1 <sup>st</sup> 14:59)	6 (2 <sup>nd</sup> 0:03)
Best Scoring Run	8 (1 <sup>st</sup> 14:59)	9 (1 <sup>st</sup> 12:05)
Lead Changes	15	
Times Tied	5	
Time with Lead	31:16	05:17

Points from	SJSU	UNM
Turnovers	9	6
Paint	30	40
Second Chance	5	8
Fast Breaks	9	12
Bench	17	12

Period by Period Scoring			
	1st	2nd	TOT
SJSU	38	39	77
UNM	39	44	83

Game Notes:Flagrant 1 #0 Yap SJSU 2:02 1st Half ♦



Officials: Jeffrey Anderson, Tim Comer, Steve McJunkins

New Mexico - 70                      Record: 14-4 (6-1)

NO.	Name		Min	FG	3P	FT	Rebounds			Fouls		TP	AS	TO	ST	Blocks		+/-
				M-A	M-A	M-A	OR	DR	TOT	PF	FD					BS	BA	
8	Filip Borovicinanin	F	29:21	1-7	0-2	0-0	0	7	7	1	0	2	0	3	1	0	1	-4
22	Mustapha Amzil	F	25:31	4-9	1-2	0-0	2	0	2	0	1	9	1	2	0	0	0	4
23	Nelly Joseph	F	20:05	7-10	0-1	6-8	2	4	6	4	4	20	0	0	0	1	0	12
2	Donovan Dent	G	34:06	7-14	0-2	3-4	0	2	2	1	2	17	5	1	1	0	0	4
3	Tru Washington	G	24:52	2-7	0-2	2-3	2	1	3	3	4	6	2	0	5	0	0	-7
6	Atiki Ally Atiki		18:23	2-3	0-0	1-2	1	3	4	3	2	5	0	0	0	1	0	-8
0	CJ Noland		22:10	1-9	0-2	1-2	1	4	5	1	1	3	2	1	0	1	1	8
24	Jovan Milicevic		15:09	2-3	2-2	0-0	2	2	4	0	0	6	0	0	0	0	0	-7
1	Braden Appelhans		03:37	1-4	0-2	0-0	0	0	0	1	0	2	0	0	0	0	0	1
4	Kayde Dotson		05:14	0-0	0-0	0-0	0	0	0	0	0	0	0	1	0	0	0	-3
7	Ibrahima Sacko		01:32	0-0	0-0	0-0	0	0	0	0	0	0	0	0	0	0	0	-5
Team							1	4	5			0		0				
Totals				27-66	3-15	13-19	11	27	38	14	14	70	10	8	7	3	2	-1

Shooting By Period			
1 <sup>st</sup>	FG%	15-34	44.1%
	3PT%	1-7	14.3%
	FT%	4-7	57.1%
2 <sup>nd</sup>	FG%	12-32	37.5%
	3PT%	2-8	25.0%
	FT%	9-12	75%
GM	FG%	27-66	40.9%
	3PT%	3-15	20.0%
	FT%	13-19	68.4%

Dead Ball Rebounds: 3, 0

Technical Fouls::NONE

San Jose St. - 71                      Record: 9-10 (2-5)

NO.	Name		Min	FG	3P	FT	Rebounds			Fouls		TP	AS	TO	ST	Blocks		+/-
				M-A	M-A	M-A	OR	DR	TOT	PF	FD					BS	BA	
22	Robert Vaihola	C	31:26	9-16	0-0	0-1	3	6	9	2	5	18	1	2	0	1	0	7
0	Donavan Yap Jr.	G	10:45	0-1	0-1	0-0	0	2	2	2	0	0	0	4	0	0	0	-15
1	Will McClendon	G	35:32	4-9	4-7	0-0	1	1	2	1	1	12	5	1	0	0	0	3
6	Sadaidriene Hall	G	28:49	1-4	0-1	0-0	0	5	5	4	1	2	1	1	1	1	1	-2
9	Josh Uduje	G	33:32	5-13	1-3	1-1	2	6	8	2	1	12	1	2	0	0	0	3
5	Latrell Davis		20:46	3-6	1-1	4-6	2	4	6	1	3	11	2	1	2	0	2	-4
13	Jermaine Washington		28:05	5-10	3-7	0-0	0	0	0	2	1	13	2	2	0	0	0	18
15	Chol Marial		01:43	0-1	0-0	0-0	0	0	0	1	0	0	0	0	0	0	0	-4
24	Sadraque NgaNga		09:22	1-5	1-2	0-0	0	1	1	0	2	3	1	0	1	0	0	-1
Team							3	6	9			0		1				
Totals				28-65	10-22	5-8	11	31	42	15	14	71	13	14	4	2	3	1

Shooting By Period			
1 <sup>st</sup>	FG%	12-32	37.5%
	3PT%	4-11	36.4%
	FT%	3-4	75%
2 <sup>nd</sup>	FG%	16-33	48.5%
	3PT%	6-11	54.5%
	FT%	2-4	50%
GM	FG%	28-65	43.1%
	3PT%	10-22	45.5%
	FT%	5-8	62.5%

Dead Ball Rebounds: 2, 0

Technical Fouls: Davis 2<sup>nd</sup> 15:46

	UNM	SJSU
Biggest lead	13 (1 <sup>st</sup> 9:50)	4 (2 <sup>nd</sup> 4:22)
Best Scoring Run	10 (1 <sup>st</sup> 15:03)	11 (1 <sup>st</sup> 5:47)
Lead Changes	11	
Times Tied	10	
Time with Lead	26:05	05:53

Points from	UNM	SJSU
Turnovers	11	5
Paint	42	34
Second Chance	17	6
Fast Breaks	10	11
Bench	16	27

Period by Period Scoring			
	1st	2nd	TOT
UNM	35	35	70
SJSU	31	40	71