

Schedule

Date	Opponent (TV/Digital)	Time/Result
11/4	NORTH ALABAMA (MWN)	L, 57-73
11/7	JACKSONVILLE STATE (MWN)	W, 73-67
11/11	LIU (Altitude/MWN)	L, 54-63
11/15	BELMONT (MWN)	L, 71-79
11/21	at Cal^ (ACCNX)	L, 69-78
11/24	MERCYHURST^ (Altitude/MWN)	W, 82-48
11/27	SACRAMENTO STATE^ (MWN)	L, 61-63
11/30	at Wright State (ESPN+)	L, 57-70

12/2	at Miami Ohio (ESPN+)	L, 60-73
12/7	vs. Stony Brook @	W, 69-61
12/16	at Northern Colorado (ESPN+)	L, 76-81
12/21	at Boise State* (MWN)	L, 59-77
12/31	UNLV* (Altitude/MWN)	L, 58-77

1/4	WYOMING*s (ALT2/MWN)	L, 65-70
1/8	at San Diego State* (FS1)	L, 38-67
1/11	SAN JOSE STATE* (Altitude/MWN)	L, 62-69
1/14	at Nevada* (ALT2/MWN)	L, 62-68
1/17	at Fresno State* (MWN)	L, 65-74
1/22	SAN DIEGO STATE* (CBSSN)	L, 76-77, OT
1/25	UTAH STATE* (MWN)	L, 58-87
1/28	at Colorado State* (MWN)	L, 58-79

2/1	at San Jose State* (NBCSBA/MWN)	L, 64-75
2/4	NEVADA* (ALT2/MWN)	L, 60-74
2/8	NEW MEXICO* (Altitude/MWN)	L, 53-88
2/11	at UNLV* (MWN)	L, 52-77
2/18	at Wyoming* (MWN)	L, 62-69
2/22	FRESNO STATE* (ALT2/MWN)	W, 72-69, OT
2/25	COLORADO STATE* (Altitude/MWN)	L, 55-77

3/1	at New Mexico* (MWN)	L, 71-92
3/4	BOISE STATE* (ALT2/MWN)	L, 57-80
3/8	at Utah State* (MWN)	L, 47-87
3/13	UNLV (MWN)**	4 pm

* Mountain West Contest

** MW Championship Tournament

^ Cal Classic MTE

@ Legends Showcase (Comerica Center) Frisco, TX

Home games in BOLD CAPS

All times local to site.

All date and times are subject to change.

MBB Contact: Nick Arseniak
email: nicholas.arseniak@afacademy.af.edu
Office: 719-333-9251

Web: goAirForceFalcons.com

Twitter: @AF_MBB

Home Game Video for non-televised games:

http://www.goAirForceFalcons.com/WatchLive

Mountain West: TheMW.com

MW Twitter: @MW_MBB

#11-seed Air Force vs. #6-seed UNLV

2025 Credit Union 1 Mountain West Men's Basketball Championship's

Wednesday, March 12 - 4 pm PT

Thomas & Mack Center (18,000) - Las Vegas, NV



20 * Las Vegas * 24

BROADCAST INFORMATION

TV/Stream: MWN (Talent: Nate Kreckman & Terrence Ogelsby)

Radio: Xtra Sports 1300 AM (PxP - Jim Arthur)

Live Stats: Statbroadcast (AirForceStats.com)

THE BREAKDOWN

Quick Facts:	Air Force	UNLV
2024-25 Record:	4-27, 1-19 MW	17-14, 11-9 MW
Streak:	L4	L1
Last Game:	L, 87-47 at Utah State	L, 81-67 at New Mexico
Nickname:	Falcons	Runnin' Rebels
Location/Enrollment:	Colorado Springs, CO/4,000	Las Vegas, NV/30,679
Website:	GoAirForceFalcons.com	UNLVRebels.com

THE COACHES

Head Coach:	Joe Scott	Kevin Kruger
Alma Mater:	Princeton, 1987	Arizona State, 2006
School Record:	94-168 (9th season)	75-54 (4th season)
Career Record:	278-345 (21st season)	Same
Record vs. Opponent:	4-15	6-2

THE SERIES

Overall:	Air Force trails 16-49
First Meeting:	Jan. 10, 1981 at USAFA (AF 51-50)
Last Meeting:	Feb. 11, 2025 (UNLV 77-52)
Streak:	UNLV 3; 0-6 vs. UNLV at MW Championship's

NOTABLE:

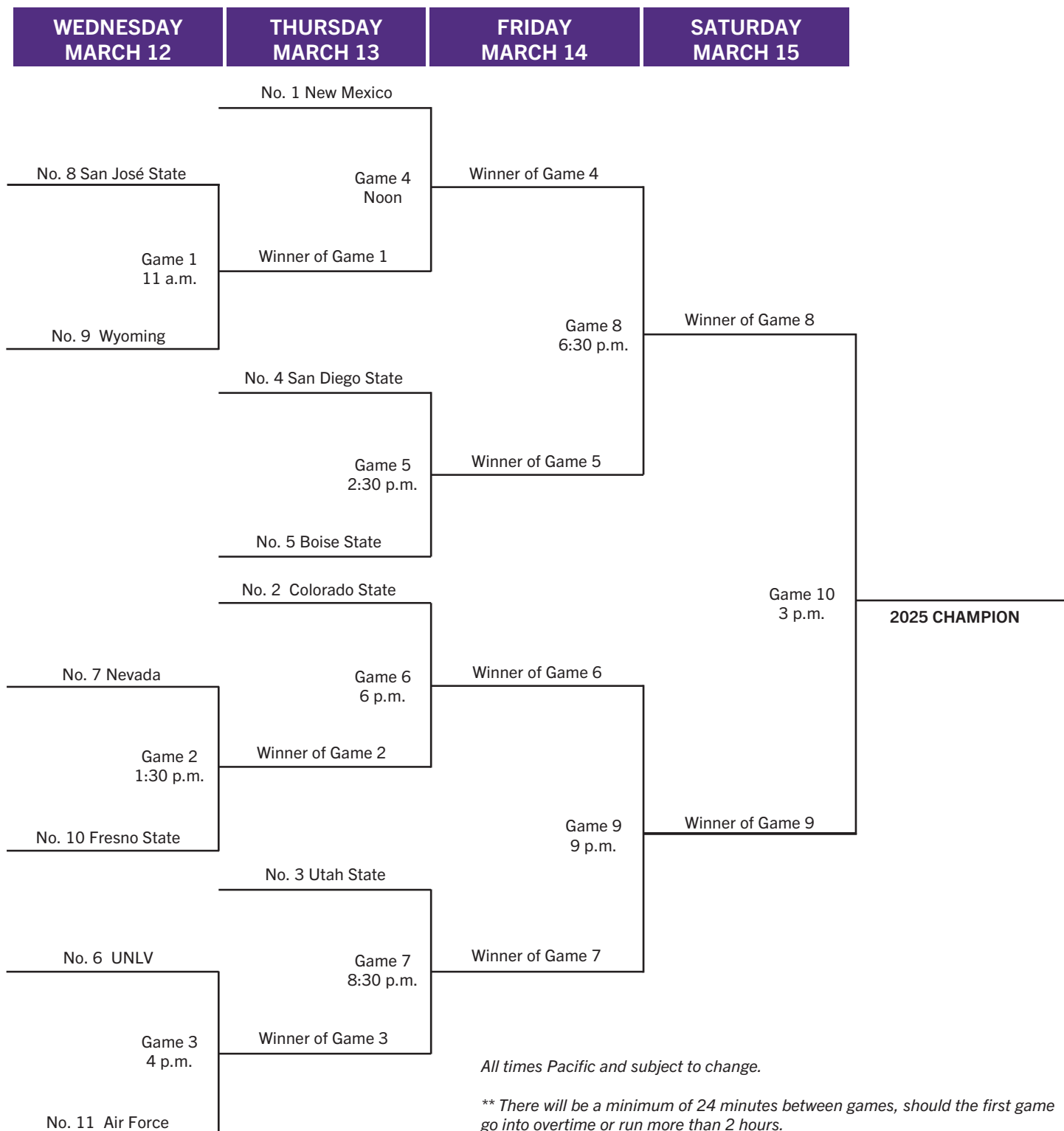
- Air Force is 6-25 all-time at MW Championships and is playing for the second time ever as the #11 seed.
- Air Force is 0-6 all-time vs. UNLV at the MW Championship Tournament, last meeting in 2023.
- Air Force has 10 freshmen on its roster, the most in the nation.
- Ethan Taylor is 1st player in program history with 1,000 pts, 500 rebounds and 300 assists.
- Ethan Taylor is 16th in the nation in minutes per game (36:31) and 36th in total three's (91).
- Taylor's 54 three's in MW play are the most in a season at Air Force.
- Air Force derives 39 percent of its scoring off the three-ball, ranking first in the Mountain West.
- Air Force is averaging 20.4 ppg from its bench, up from the 11.9 average from last season.

THE TOURNAMENT BREAKDOWN

Opponent	Series	This season
Boise State:	Boise State leads, 22-6	(BSU 2-0)
Colorado State:	Colorado State leads, 91-34	(CSU 2-0)
Fresno State:	Fresno State leads, 29-10	(Tied 1-1)
Nevada:	Nevada leads, 20-3	(Nevada 2-0)
New Mexico:	New Mexico leads, 68-27	(UNM 2-0)
San Diego State:	San Diego State leads, 66-24	(SDSU 2-0)
San Jose State:	SJSU leads, 15-13	(SJSU 2-0)
UNLV:	UNLV leads, 48-16	(UNLV 2-0)
Utah State:	Utah State leads, 29-7	(USU 2-0)
Wyoming:	Wyoming leads, 86-42	(WYO 2-0)

2025 CREDIT UNION 1 MOUNTAIN WEST MEN'S BASKETBALL CHAMPIONSHIP

WEDNESDAY-SATURDAY, MARCH 12-15
THOMAS & MACK CENTER
LAS VEGAS, NEVADA



Air Force Basketball Quick Facts

QUICK FACTS

City	USAFA/Colorado Springs, Colo.
Population	483,956 (2021 via US Census)
Founded	1954
Enrollment	4,000
Nickname	Falcons
School Colors	Blue & Silver
Arena	Clune Arena (5,508)***Updated for 2024***
Conference	Mountain West
Superintendent	Lt. Gen. Tony D. Bauernfeind
Athletics Director	Nathan Pine

ALL-TIME RECORD

Years of AF basketball	69th in 2024-25, since 1957
Overall Record	811-1,082
Mountain West Record	1
NCAA Appearances	3
Postseason NIT Appearances	1

CLUNE ARENA

Season	55th season
Opened	1968
Overall Record	594-350
Mountain West Record	97-118
Capacity	5,508 ***Updated for 2024***

MW TOURNAMENT

Record	6-25
First Round	6-13
Quarterfinal	0-18

TEAM INFORMATION

Head Coach	Joe Scott
Career Record	277-345/21st season
Record At Air Force	94-168/9th season
MW Record at Air Force	36-121
Associate Head Coach	David Metzendorf
Assistant Coach	Lt. Col. Matt McCraw
Assistant Coach	Zack Curran
Assistant Coach	Derek Brooks
Assistant Coach	Eamonn Kearney
Assistant/Operations	Jon Jordan
Athletic Trainer	Woody Graham
Strength & Conditioning	Bryce Taylor
Basketball Administrator	Shondell Reed

2023-24 Season Review

Record	9-22
Mountain West Record	2-16/T-10th

Team Information

Starters Returning/Lost	3/2
Returning/Lost	12/6
Newcomers	10

Athletic Communications

Assistant Director	Nick Arseniak
Cell	719-510-2684
Email	Nicholas.Arseniak@afacademy.af.edu

RADIO

Flagship Radio Station	KVOR 740 AM/KCSF Extra Sports 1300 AM
AF Play-By-Play	Jim Arthur

MEDIA INFORMATION

INTERVIEWS

Air Force players and coaches are available on assigned days. All interviews must be scheduled in advance. All requests should be made at least one day in advance.

PRACTICES

All Air Force basketball practices are open to the media. However, any media wishing to attend practice must contact Nick Arseniak in the athletic communications office at least one day in advance and to gain access to the base.

CONTACTING PLAYERS/STAFF

All communications with Air Force cadet-athletes, coaches and staff must go through the athletic communications office – **ABSOLUTELY NO EXCEPTIONS**. Failure to follow this policy will result in loss of credentials and access to Air Force athletes, coaches and staff. Cadet-athlete's private phone numbers and email addresses will not be issued to the media. Air Force cadet-athletes have also been instructed not to accept calls from media without prior notification from athletic communications.

BASKETBALL CONTACT

Nick Arseniak.....MR Assistant
MBB Contact
Office:.....719-333-9251
Cell:.....719-510-2684
Email:..nicholas.arseniak@afacademy.af.edu

Air Force Men's Basketball 2024-25 Roster

No.	Name	Yr.	Pos.	Ht.	Wt.	Squadron/Name	Hometown (Previous School/High School)
0	Josh Gatete	So.	F	6-9	195	1 Mighty Mach One	Granger, IN (Penn HS)
2	AJ Patterson	Fr.	G	6-3	200	32 Road Runners	Atlanta, GA (USAFA Prep/Mount Vernon Presbyterian HS)
3	Luke Kearney	So.	F	6-7	215	29 Black Panthers	Phoenix, AZ (USAFA Prep/Bella Vista Prep)
4	Wyatt Boeker	So.	F	6-8	205	14 Cobras	Tomball, TX (The Woodlands Christian Academy HS)
5	Ethan Taylor*	Sr.	G	6-5	205	3 Dogs of War	Houston, TX (USAFA Prep/Memorial HS)
6	Will Cooper	Fr.	F	6-6	210	38 All-Stars	Omaha, NE (Millard South HS)
7	Elliott Taite	Fr.	G	6-3	195	36 Pink Panthers	Frisco, TX (USAFA Prep/Heritage HS)
9	Christian Umaña	Fr.	G	6-6	205	16 Chicken Hawks	League City, TX (Clear Creek HS)
10	Caleb Walker	So.	F	6-9	240	21 Blackjacks	Jefferson City, MO (USAFA Prep/Eugene HS)
11	Byron Brown	Sr.	G	6-5	210	2 Deuce	Sahuarita, AZ (USAFA Prep/Sahuarita HS)
12	Miles Clark	Fr.	F	6-7	197	9 Viking Nine	Seattle, WA (USAFA Prep/O'Dea HS)
13	Chase Beasley	Sr.	G/F	6-6	195	9 Viking Nine	Fort Washington, MD (USAFA Prep/St. Stephens & St. Agnes)
14	Beau Becker	Sr.	F	6-7	210	2 Deuce	Dallas, TX (USAFAP Prep/Woodrow Wilson HS)
20	Yoda Oke	Fr.	G	6-6	195	29 Black Panthers	Fullerton, CA (Sonora HS)
22	Sam Springer	Fr.	F	6-7	215	33 King Ratz	Cleveland, OH (Saint Ignatius HS)
23	Sam Duskin	Fr.	G	6-4	180	37 Animalistic Skyraiders	Cullman, AL (Cullman HS)
24	Jeffrey Mills*	Sr.	G	6-4	200	22 Raptors	Flower Mound, TX (USAFA Prep/Flower Mound HS)
30	Eli Robinson	Fr.	F	6-6	215	35 Wild Weasels	Monument, CO (USAFA Prep/Lewis Palmer)
32	Kolby Gilles	So.	F	6-5	240	33 King Ratz	Chicago, IL (USAFA Prep/St. Ignatius College Prep)
35	Kyle Marshall	Fr.	G	6-4	190	31 Grim Reapers	Oyster Bay, NY (USAFA Prep/Millbrook School)
51	Wesley Celichowski	So.	C	7-0	245	15 War Eagles	Georgetown, IN (USAFA Prep/Floyd Central HS)

* Team Captains

Head Coach: Joe Scott (Princeton, 1987) – 9th season (Air Force head coach from 2000-04 and 2020-Present)

Associate Head Coach: David Metzendorf (Ithaca College, 2013) – 5th season

Assistant Coach: Lt. Col. Matt McCraw (USAFA, 2007) – 4th season

Assistant Coach: Zack Curran (Virginia Tech, 2015) – 4th season

Assistant Coach: Derek Brooks (USAFA, 2011) – 2nd season

Assistant Coach: Eamonn Kearney (Drew University, 2018) - 1st season

Assistant Coach/Operations: Jon Jordan (USAFA, 1985) – 8th season

PRONUNCIATION GUIDE

0 Josh Gatete	Guh-TE-TAY
3 Luke Kearney	KURR-nee
4 Wyatt Boeker	Bow-kurr
9 Christian Umaña	ew-MON-YA
20 Yoda Oke	AH-keh
32 Kolby Gilles	Jill
51 Celichowski	Cill-uh-HUSKY
Eamonn Kearney	"A"-min CAR-nee

Falcons By Class

Seniors (5):

Chase Beasley
Beau Becker
Byron Brown
Jeffrey Mills
Ethan Taylor

Sophomores (6):

Wyatt Boeker
Wesley Celichowski
Josh Gatete
Kolby Gilles
Luke Kearney
Caleb Walker

Freshmen (10):

Miles Clark
Will Cooper
Sam Duskin
Kyle Marshall
Yoda Oke
AJ Patterson
Sam Springer
Christian Umaña
Eli Robinson
Elliott Taite

Falcons By State

(14 States)

Alabama: Duskin (Cullman)

Arizona (2): Brown (Sahuarita),
Kearney (Phoenix)

California: Oke (Fullerton)

Colorado: E. Robinson (Monument)

Georgia: Patterson (Atlanta)

Illinois: Gilles (Chicago),
Indiana (2): Celichowski (Georgetown), Gatete (Granger)

Maryland: Beasley (Fort Washington)

Missouri: Walker (Jefferson City)

Nebraska: Cooper (Omaha)

New York: Marshall (Oyster Bay)

Ohio: Springer (Cleveland)

Texas (6): Becker (Dallas), Boeker (Tomball), Mills (Flower Mound), Taite (Frisco), Taylor (Houston), Umaña (League City)

Washington: Clark (Seattle)

Players By Height

7-0: Celichowski
6-9 (2): Gatete, Walker
6-8: Boeker,
6-7 (4): Becker, Clark, Kearney, Springer
6-6 (4): Beasley, Cooper, Oke, E. Robinson, Umaña
6-5 (3): Brown, Gilles, Taylor
6-4 (3): Duskin, Marshall, Mills
6-3 (2): Patterson, Taite

AIR FORCE IN THE MW TOURNAMENT

Air Force is 6-25 in 25 previous appearances in the Mountain West Tournament. The Falcons are 6-7 in the opening round and 0-18 in the quarterfinals. Air Force is the 11-seed for the second time in tournament history. Air Force is 5-20 as the lower seed.

Team	Record
Boise State	0-1
Colorado State	1-2
Fresno State	1-2
Nevada	0-0
New Mexico	1-3
San Diego State	0-3
San Jose State	1-0
UNLV	0-6
Utah State	0-1
Wyoming	2-3
Others	0-4
Total	6-25

AF Seed	Record
#1	0-1
#2	0-1
#3	0-1
#4	0-1
#5	0-1
#6	1-3
#7	0-3
#8	3-2
#9	1-5
#10	1-5
#11	0-1

Air Force MW Tournament Seeds

1st.....	1 (2004)
2nd.....	1 (2006)
3rd.....	1 (2005)
4th.....	1 (2007)
5th.....	1 (2008)
6th.....	3 (2011, 2013, 2019)
7th.....	3 (2000, 2001, 2012)
8th.....	2 (2002, 2003)
9th.....	5 (2009, 2010, 2015, 2018, 2020)
10th.....	5 (2014, 2016, 2017, 2021, 2022, 2023)
11th.....	1 (2024)

Year-by-Year AF MW Tournament Results

Yr. (Seed)	Preliminary	Quarterfinals
2000 (7th)	--	#2 Utah, L 74-65
2001 (7th)	--	#2 BYU, L 69-54
2002 (8th)	--	#1 Wyo., L 69-67ot
2003 (8th)	--	#1 Utah, L 38-42
2004 (1st)	--	#8 CSU, L 48-60
2005 (3rd)	--	#6 SDSU, L 68-73
2006 (2nd)	--	#7 Wyo., L 55-57
2007 (4th)	--	#5 Wyo. L 62-67
2008 (5th)	--	#4 SDSU, L 49-53
2009 (9th)	#8 CSU, W 71-67	#1 BYU, L 69-80
2010 (9th)	#8 Wyo., W 59-40	#1 UNM, L 69-75
2011 (6th)	--	#3 UNLV, L 53-69
2012 (7th)	--	#2 UNM, L 64-79
2013 (6th)	--	#3 UNLV, L 56-72
2014 (10th)	#7 FSU, L 59-61	
2015 (9th)	#8 UNM, W 68-61	#1 BSU, L 68-80
2016 (10th)	#7 UNLV, L 102-108*	
2017 (10th)	#7 Wyo, W 83-68	#2 CSU, L 81-55
2018 (9th)	#8 UNLV, L 97-90*	
2019 (6th)	#11 SJSU, W 87-56	#3 FS, L 76-50
2020 (9th)	#9 FS, W 77-70	#1 SDSU, L 60-73
2021 (10th)	#7 UNLV, L 80-52	
2022 (10th)	#7 Utah St., L 83-56	
2023 (10th)	#7 UNLV, L 78-70, OT	
2024 (11th)	#6 UNM, L 82-56	

* - 3 overtimes

LAST SEASON AT MW CHAMPIONSHIPS**Air Force vs. New Mexico (March 12, 2024)**

Air Force men's basketball, playing at the 11th-seed, fell 82-56 to sixth-seeded (RV/--) New Mexico (22-9, 10-8 MW) at the 2024 Mountain West Men's Basketball Championship tournament. The Falcons were eliminated from the tournament and cap the season with a 9-22 season record. Sophomore Rytis Petraitis led the Falcons with a double-double of 26 points and 10 rebounds.

New Mexico was dominant inside, out-scoring the Falcons 50-24 in the paint and holding a 45-25 advantage in rebounding. JT Toppin led four New Mexico scorers in double-figures with 18 points and 11 rebounds. Jaalen House added 16 points.


The Falcons fell behind early and could never find the offensive spark to get things going. The Falcons shot 40 percent from the field for the game.

Petraitis notched a double-double for the second-consecutive time at the MW Championships, as he was one off of his career-high for points. The sophomore was 9 of 13 from the field and 2 for 3 from three. He also drew 10 of the 16 fouls called on New Mexico.

Junior Beau Becker scored eight points, making two threes and blocking a team-best two shots. Junior Byron Brown led the reserves with seven points on 3 of 5 shooting. Sophomore Kellan Boylan led the Falcons with four assists and three steals.

Air Force blocked six shots in the game and finished with 122 on the season, which ranks second all-time in a season at the Academy. The Falcons made seven three's on the night to finish with 273 three's on the season, which is the fourth best in a season in program history.

Last Year At MW Championships



Official Basketball Box Score - Final

Air Force at New Mexico

03/12/24 Thomas & Mack Center Las Vegas

2023-24 Men's Basketball

Game Time: 1:02

Game Duration: 1:40

Attendance: 1,616

Officials: Michael Reed, Eric Curry, Jason Gamble

Air Force - 56

Record: 9-22

NO. Name	Min	FG	3P	FT	Rebounds	Fouls	TP	AS	TO	ST	Blocks	Shooting By Period		
		M/A	M/A	M/A	OR DR TOT	PF						1st	2nd	3rd
14 Beau Becker	F 23:40	3/9	2/8	0/1	1 2 3	0	1	8	3	1	2	0	28	3PT%: 10.22 45.5%
31 Rytis Petraitis	F 36:19	9/13	2/3	8/7	2 8 10	3	10	28	1	4	0	1	29	3PT%: 31.11 27.3%
5 Ethan Taylor	G 22:35	1/9	1/7	2/2	0 1 1	2	1	5	0	1	1	1	16	3PT%: 10.00 35.7%
23 Kellan Boylan	G 30:38	2/3	1/1	0/0	0 2 2	1	0	5	4	5	3	1	19	3PT%: 4.17 23.5%
24 Jeffrey Mills	G 28:42	1/7	0/4	0/1	0 2 2	5	1	2	3	0	1	1	23	3PT%: 2.4 50%
11 Byron Brown	26:38	3/5	0/1	1/2	1 0 1	1	2	3	7	0	2	0	13	GM FG%: 20.50 40.0%
3 Luke Kearney	10:34	1/3	1/3	0/0	0 1 1	0	0	0	3	0	0	0	7	3PT%: 7.26 25.0%
51 Wesley Celichowski	10:20	0/1	0/1	0/0	0 0 0	0	2	0	0	1	0	0	2	3PT%: 9.13 69.2%
13 Chase Beasley	01:50	0/0	0/0	0/0	0 0 0	0	0	0	0	0	0	0	0	
33 Brady Ruggles	01:02	0/0	0/0	0/0	0 0 0	0	0	0	0	0	0	0	0	
Team					0 5 5	0				1				Dead Ball Rebounds: 1/0
Totals		20/50	7/28	9/13	4 21 25	15	16	56	13	14	6	4	26	

Technical Fouls: NONE

New Mexico - 82

Record: 15-9

NO. Name	Min	FG	3P	FT	Rebounds	Fouls	TP	AS	TO	ST	Blocks	Shooting By Period		
		M/A	M/A	M/A	OR DR TOT	PF						1st	2nd	3rd
15 JT Toppin	F 22:31	8/12	1/1	1/1	6 5 11	2	2	18	1	0	2	1	19	3PT%: 19.57 51.4%
23 Nelly Joseph	F 25:44	1/5	0/0	1/2	2 2 4	1	3	3	1	2	0	0	13	3PT%: 41.11 36.4%
2 Donovan Dent	G 30:06	4/8	0/0	0/0	0 2 2	3	0	8	9	2	3	0	30	3PT%: 7.8 87.5%
5 Jamal Mashburn, Jr.	G 18:33	3/5	1/3	3/3	1 1 2	0	2	10	1	1	0	0	15	3PT%: 13.31 41.9%
10 Jaalen House	G 25:18	6/13	1/3	2/2	0 2 2	1	2	16	3	2	3	0	15	3PT%: 5.5 100%
8 Jermell Baker Jr.	18:13	1/3	1/3	0/0	0 5 5	1	0	3	2	0	1	0	23	GM FG%: 32.68 47.1%
22 Mustapha Amzil	20:45	2/6	0/2	2/2	1 4 5	3	3	6	2	1	0	0	15	3PT%: 6.21 28.6%
3 Tzu Washington	20:46	6/9	1/3	1/1	0 3 3	2	1	14	0	0	0	0	8	3PT%: 12.13 92.3%
12 Isaac Marshall	08:19	0/2	0/1	2/2	2 3 5	1	2	2	2	0	0	0	0	Dead Ball Rebounds: 0/0
11 Quinton Wells	06:24	1/1	0/0	0/0	1 0 1	1	0	2	0	1	0	2	0	
1 Braden Appelhans	02:41	0/3	0/2	0/0	0 0 0	0	0	0	0	0	0	0	0	
21 Sebastian Forsling	02:41	0/1	0/0	0/0	2 1 3	0	0	0	0	0	0	0	0	
Team					1 1 2	0				0				
Totals		32/68	6/21	12/13	16 29 45	16	15	82	21	9	9	4	26	

Technical Fouls: NONE

AFA UNM

Points from: AFA UNM

Turnovers: 9 20

Paint: 24 50

Second Chance: 5 12

Fast Breaks: 2 11

Bench: 10 27

UNM: 49 33 82

Period by Period Scoring

	1st	2nd	TOT
Air Force	30	26	56

Air Force MW Championship Records**Team**

Most Points:	102 vs. UNLV, 2016
Most Pts Allowed:	108 vs. UNLV, 2016
Fewest Pts:	38 vs. Utah, 2003
Fewest Pts Allowed:	40 vs. Wyoming, 2010
Win Margin:	31 vs. San Jose State, 2019
Loss Margin:	28 vs. UNLV, 2021
Field Goals:	36 vs. UNLV, 2016
Field Goals Attempted:	81 vs. UNLV, 2016
FG Percentage:	55.3 vs. Boise St., 2015
Free Throws:	29 vs. Wyoming, 2017
Free Throws Attempted:	34 vs. Wyoming, 2017
FT Percentage:	95.0 vs. Wyoming, 2002
3PT FG:	13 vs. UNLV 2018; vs. SDSU, 2005
3PT Percentage:	50.0 vs. BYU, 2001
Rebounds:	45 vs. San Jose St., 2019
Assists:	25 vs. San Jose St., 2019
Blocks:	7 vs. UNLV, 2021
Steals:	13 vs. UNLV, 2016

Indiv

Most Points:	37, Jacob Van vs UNLV, 2016
Most Opponent Pts:	38, Ike Nwamu, UNLV, 2016
Most Rebounds:	10, 3x, most recent is Rytis Petraitis vs. UNM 2024
Most Assists:	7, AJ Walker vs. SJSU 2019 & Trevor Lyons vs. UNLV 2018
Most Field Goals:	12, Jacob Van vs. UNLV, 2016
Most Three's:	8, Jarvis Croff vs. Utah, 2000
Most Free Throws Made:	11, Jacob Van vs. UNLV, 2016
Most Steals:	7, Tim Anderson vs. SDSU, 2008
Most Blocks:	5, Nikc Jackson vs. UNLV, 2021
Double-Doubles:	4x, most recent: Rytis Petraitis vs. UNM, 2024 (26 pts, 10 reb)

LAST TWO MEETINGS VS. ONLY

NCAA

Official Basketball Scorebook - Final

UNLV at Air Force

12/31/24 Glue Air Force, U.S. Air Force Academy

2024-25 Men's Basketball

Kavanaugh 10:00Z - 1:00 PM

Game Duration: 1:43

Attendance: 2,092

Officials: Mike Littlewood, Tommy Nunez, Sutton Simon

UNLV - 77

Record: 9-5 (2-0)

NO. Name	Min	FG M-A	3P M-A	FT M-A	Rebounds OR DR TOT	Fouls PF FO	TP PP	AS	TO	ST	Blocks BS BA	+/-	<div>Shooting By Period</div> <div><div>1st FG% 13-22 59.1%</div><div>3PT% 6-9 66.7%</div><div>FT% 6-10 60%</div></div> <div><div>2nd FG% 15-27 55.6%</div><div>3PT% 3-7 42.9%</div><div>FT% 6-13 46.2%</div></div> <div><div>GM FG% 28-49 57.1%</div><div>3PT% 9-16 56.3%</div><div>FT% 12-23 52.2%</div></div> <div>Dead Ball Rebounds: 5, 0</div>
----------	-----	-----------	-----------	-----------	-----------------------	----------------	----------	----	----	----	-----------------	-----	--

1 Jalen Hill	F 27:05	2-2	0-0	1-2	1 8 9	0 2	5	1	1	2	0 0	11
45 Jeremiah "Bear" Cherry	F 22:00	5-5	0-0	3-5	1 1 2	2 3	13	1	1	0 0	0	22
10 Jaden Henley	G 21:48	6-10	1-1	1-3	1 3 4	2 3	14	2	4	1 0	0	22
11 Dedan Thomas Jr.	G 30:16	4-9	1-2	0-2	0 1 1	2 1 9	9	3	2	1 0	0	18
20 Julian Rishwain	G 25:37	5-8	4-7	2-2	0 3 3	1 1	16	0	3	3 3	0	22
13 Brooklyn Hicks	28:13	2-3	1-1	1-3	1 3 4	2 2	6	0	2	2 0	0	0
14 Jalen Bedford	25:54	4-8	2-4	1-2	0 6 6	1 1	11	2	3	0 0	0	11
22 Pape N'Diaye	14:58	0-1	0-0	3-4	2 2 4	3 3	3	0	0	1 2	1 4	0
0 Isaiah Cottrell	03:02	0-2	0-1	0-0	0 0 0	1 0	0	0	0	0 0	0	-7
12 Jacob Barnabie	01:33	0-1	0-0	0-0	1 0 1	1 0	0	0	1	0	0	-3
24 DeMarion Yap	01:33	0-0	0-0	0-0	0 0 0	0 0	0	0	0	0 0	0	-3
Team					0 3 3		0	0	0			
Totals		28-49	9-16	12-23	7 30 37	15 15	77	9	17	10	2 1	19

Technical Fouls:NONE

Air Force - 58

Record: 3-10 (0-2)

NO. Name	Min	FG M-A	3P M-A	FT M-A	Rebounds OR DR TOT	Fouls PF FO	TP PP	AS	TO	ST	Blocks BS BA	+/-	<div>Shooting By Period</div> <div><div>1st FG% 10-32 31.3%</div><div>3PT% 4-19 21.1%</div><div>FT% 2-3 66.7%</div></div> <div><div>2nd FG% 9-25 36.0%</div><div>3PT% 4-16 25.0%</div><div>FT% 10-17 58.8%</div></div> <div><div>GM FG% 19-57 33.3%</div><div>3PT% 8-35 22.9%</div><div>FT% 12-20 60.0%</div></div> <div>Dead Ball Rebounds: 4, 0</div>
----------	-----	-----------	-----------	-----------	-----------------------	----------------	----------	----	----	----	-----------------	-----	---

3 Luke Kearney	F 22:21	1-7	0-5	2-2	2 7 9	1 1	4	1	0	1 0	0	-2
51 Wesley Celichowski	C 17:58	2-3	0-1	0-0	0 0 0	0 2	4	1	1	0 0	0	-14
5 Ethan Taylor	G 33:25	5-13	4-10	0-0	1 7 8	3 0	22	14	1	4 4	0	-20
24 Jeffrey Mills	G 23:15	2-7	2-6	0-0	0 1 1	1 1	6	1	1	1 0	0	-14
35 Kyle Marshall	G 29:44	4-8	0-2	3-5	3 2 5	2 3	11	0	6	1 0	1	-19
10 Caleb Walker	16:30	0-1	0-0	3-9	0 2 2	1 5	3	3	2	1 0	0	-5
11 Byron Brown	17:54	0-3	0-1	0-0	0 0 0	1 1	0	2	0	1 0	0	-23
22 Sam Springer	17:14	2-7	1-4	4-4	2 0 2	3 2	9	0	0	1 0	1	-10
6 Will Cooper	04:37	0-1	0-1	0-0	0 0 0	0 0	0	1	2	0 0	0	-3
14 Beau Becker	08:03	2-4	1-3	0-0	0 1 1	1 0	5	1	1	0 0	0	-4
23 Sam Duskin	04:49	0-2	0-2	0-0	0 0 0	0 0	0	0	0	0 0	0	-5
2 AJ Patterson	02:05	0-0	0-0	0-0	0 0 0	0 0	0	0	0	1 0	0	-4
20 Yoda Oke	02:05	1-1	0-0	0-0	1 0 1	0 0	0	2	0	0 1	0	-4
Team					3 0 3		0	0	0			
Totals		19-57	8-35	12-20	12 20 32	15 15	58	11	15	13	1 2	-19

Technical Fouls:NONE

	LV	AF	Points from Turnovers	LV	AF	Period by Period Scoring		
						1st	2nd	TOT
Biggest lead	28 (2 nd 13:34)	6 (1 st 16:17)	17	20				
Best Scoring Run	12 (1 st 10:59)	8 (1 st 5:39)	26	22				
Lead Changes	1		Second Chance	5	LV	38	39	77
Times Tied	0		Fast Breaks	8	AF	26	32	58
Time with Lead	33:17	06:05	Bench	20	19			

NCAA

Official Basketball Box Score - Final

Air Force at UNLV

02/11/25 Thomas & Mack Center Las Vegas

2024-25 Men's Basketball

Game Date: 11/25/25

Game Duration: 1:45

Attendance: 5,004

Officials: Randy Richardson, Blanca Burns, Mike Pearson

Air Force - 52

Record: 3-22 (0-14)

NO.	Name	Min	FG M-A	3P M-A	FT M-A	Rebounds OR DR TOT	Fouls PF FO	TS	AP	ST	TO	Blocks BS BA	+/-	Shooting By Period		
3	Luke Kearney	F 31:47	5-10	3-7	4-4	3 3 6	1 2	17	1	1	0	0	-20	1 st FG%	8-25	30.8%
51	Wesley Celichowski	C 17:01	2-7	1-4	0-0	1 3 3	4 0	5	1	1	0	0	-14	3PT%	4-17	23.5%
5	Ethan Taylor	G 35:20	2-11	2-9	0-0	0 2 3	4 0	1	6	2	0	1	-23	FT%	2-2	100%
24	Jeffrey Mills	G 20:24	2-4	0-1	0-0	1 2 3	4 2	4	2	0	2	0	-14	2 nd FG%	10-30	33.3%
35	Kyle Marshall	G 18:03	1-3	0-1	0-0	0 2 2	0 0	2	0	1	1	1	-20	3PT%	3-15	20.0%
11	Byron Brown	17:15	3-3	0-0	0 0	1 1	2 0	6	2	2	0	0	-2	FT%	7-10	70%
10	Caleb Walker	13:22	0-2	0-0	0-2	0 0 0	1 1	0	2	0	1	0	-5	GM FG%	18-56	32.1%
20	Yoda Oke	01:40	0-0	0-0	0-0	1 1	1 0	0	0	0	0	0	-2	3PT%	7-32	21.9%
6	Will Cooper	20:45	1-3	1-3	0-0	1 2 3	2 1	3	0	2	1	0	-13	FT%	9-12	75.0%
14	Beau Becker	07:52	0-4	0-2	1-1	1 1	2 2	1	1	0	0	0	-6	Dead Ball Rebounds: 4, 0		
22	Sam Springer	03:06	0-2	0-1	2-2	1 0 1	0 1	2	0	0	0	1	-3			
2	AJ Patterson	07:33	0-1	0-0	2-2	1 0 1	0 1	2	0	0	0	0	-4			
23	Sam Duskin	04:07	2-3	0-1	0-0	1 0 1	0 0	4	0	0	0	0	-2			
0	Josh Galeate	01:45	0-3	0-1	0-0	2 0 2	1 0	0	0	0	0	1	0			
Team						1 0 1		0		4						
Totals			18-56	7-32	9-12	12 17 29	18 11	52	11	11	5	3	6	-25		

Technical Fouls: NONE

UNLV - 77

Record: 13-12 (7-7)

NO.	Name	Min	FG M-A	3P M-A	FT M-A	Rebounds OR DR TOT	Fouls PF FO	TS	AP	ST	TO	Blocks BS BA	+/-	Shooting By Period		
1	Jalen Hill	F 24:13	1-4	0-0	1-1	1 3 4	1 1	3	3	0	1	1	17	1 st FG%	17-28	60.7%
45	Jeremiah "Bear" Cherry	F 22:08	6-6	0-0	3-5	0 2 2	0 6	35	0	1	1	0	23	3PT%	4-9	44.4%
10	Jaden Henley	G 25:30	4-6	1-1	2-2	1 4 5	1 3	11	0	0	1	0	19	FT%	6-8	75%
11	Dedan Thomas Jr.	G 29:31	2-8	1-4	2-2	0 1 1	2 4	7	5	2	1	0	20	2 nd FG%	12-25	48.0%
20	Julian Rishwain	G 28:49	5-10	2-5	1-1	0 2 2	1 1	13	3	1	0	1	19	3PT%	2-6	33.3%
13	Brooklyn Hicks	22:41	4-6	1-2	2-4	0 3 3	1 2	11	1	2	3	0	7	GM FG%	29-53	54.7%
14	Jalen Bedford	24:06	5-8	1-2	0-0	1 5 6	2 0	11	0	1	0	0	18	3PT%	6-15	40.0%
22	Pape N'Diaye	15:44	1-2	0-0	2-3	5 5	2 0	2	0	1	0	2	0	FT%	13-17	76.5%
0	Isaiah Cottrell	02:08	0-0	0-0	2-2	0 0 0	0 1	2	0	0	0	0	0	Dead Ball Rebounds: 3, 0		
12	Jacob Barnmarie	02:08	1-1	0-0	0-0	1 0 1	1 0	2	0	0	0	1	0			
24	DeMarion Yap	02:08	0-2	0-1	0-0	0 0 0	0 0	0	0	0	0	1	0			
3	Luke Naser	00:54	0-0	0-0	0-0	0 0 0	0 0	0	0	0	0	0	0			
Team						2 2 4		0		1						
Totals			29-53	6-15	13-17	8 25 33	11 18	77	12	9	6	6	3	-25		

Technical Fouls: NONE

LAST 10 MEETINGS VS. UNLV

Date	Location	Score	AF leading Scorer	UNLV Leading Scorer	AF FG-%	3PT-%	FT-%	UNLV FG-%	3PT-%	FT-%
2-8-21	Las Vegas (UNLV 71-59)		AJ Walker - 20	David Jenkins Jr. - 26	24-48/50.0	9-21/42.9	7-9/77.8	25-45/55.6	9-16/56.3	10-15/66.7
3-10-21	Las Vegas (UNLV 80-52)		AJ Walker - 16	David Jenkins Jr. - 21	22-51/43.1	2-18/11.1	6-10/60.0	31-54/57.4	9-17/52.9	9-11/81.8
1-20-22	USAFA (AF 69-62)		Ethan Taylor - 16	Bryce Hamilton - 32	23-46/50.0	8-22/36.4	15-24/62.5	20-46/43.5	4-15/26.4	18-25/72.0
2-8-22	Las Vegas (UNLV 78-44)		Ethan Taylor - 10	Bryce Hamilton - 24	14-46/30.4	6-25/24.0	10-15/66.7	26-50/52.0	11-19/57.9	15-16/93.8
2-24-23	Las Vegas (UNLV 54-53)		Heidbreder/Petraitis -16	Elijah Harkles - 23	20-51/39.2	7-22/31.8	6-8/75.0	22-53/41.5	3-20/15.0	7-10/70.0
3-8-23	Las Vegas (UNLV 78-44)		Jake Heidbreder - 24	Elijah Harkles - 35	22-57/38.6	8-23/34.8	18-20/90.0	25-59/42.4	9-24/37.5	19-26/73.1
1-23-24	Las Vegas (AF 90-58)		Ethan Taylor - 22	Justin Webster - 14	31-56/55.4	14-28/50.0	14-17/82.4	18-57/31.6	5-28/17.9	17-23/73.9
2-21-24	USAFA (UNLV 72-43)		Ethan Taylor - 17	Rob Whaley Jr. - 15	18-52/34.6	5-28/17.9	2-3/66.7	26-52/50.0	4-13/30.8	16-21/76.2
12-31-24	USAFA (UNLV 77-58)		Ethan Taylor - 14	Julian Rishwain - 16	19-57/33.3	8-35/22.9	12-20/60.0	28-49/57.1	9-16/56.3	12-23/52.2
2-11-25	Las Vegas (UNLV 77-52)		Luke Kearney - 17	Bear Cherry - 15	18-56/32.1	7-32/21.9	9-12/75.0	29-53/54.7	6-15/40.0	13-17/76.5

THE SERIES

Air Force and UNLV are meeting for the 66th time overall. The Rebels lead the overall series, 49-16, including a 45-14 mark in conference games. The series began in 1981.

LAST TWO MEETINGS**Game 2 - Dec. 31, 2024**

Air Force men's basketball dropped a 77-52 contest at UNLV (13-12, 7-7 MW) in Mountain West play Tuesday night at Thomas & Mack Center. Sophomore forward Luke Kearney led the Falcons with 17 points and six rebounds.

Air Force and UNLV battled back-and-forth early as the teams were tied at 10-10 at the 12:34 mark. From there, several UNLV runs made it a 44-22 halftime score. The Rebels had 8-0, 9-0 and 6-0 runs to pull ahead. UNLV also shot 61 percent from the field in the first half.

The Falcons played much better in the second-half, scoring 30 points, but were unable to overcome the first half deficit.

Kearney reached double figures in scoring for the third straight game. He also led the Falcons with three made three's and six rebounds. Ethan Taylor and Byron Brown followed with six points each.

Jeffrey Mills had two steals and Sam Duskin led the reserves with four points. Sophomore Josh Gatete had his first two-career rebounds for the Falcons.

Bear Cherry paced four Rebels in double-figures scoring with 15 points on 6-of-6 shooting from the field.

Game 1 - Dec. 31, 2024

Air Force men's basketball dropped a 77-58 contest to UNLV (8-5, 2-0 MW) in Mountain West play on New Year's Eve Tuesday afternoon at Clune Arena. Senior guard Ethan Taylor led the Falcons with 14 points and eight rebounds.

UNLV shot 57 percent from the field and 56 percent from three-point range. Four Rebels reached double-figures in scoring, led by 16 points by guard Julian Rishwain.

The Falcons struggled on offense, shooting 33 percent from the field and 23 percent from three.

After going up 8-2 early on, the Falcons went ice cold from the field. UNLV countered with a 12-0 run to jump ahead 18-10. After a 3 by Beau Becker, the Runnin' Rebels added an 8-0 run to lead by double digits. Air Force went to halftime trailing 38-26.

The Falcons scored 32 points in the second half, but UNLV kept the pace, scoring 39 points.

Taylor added four three's on the day, giving him 200 for his career. Taylor is just the fifth Falcon in program history to reach 200 career three's. Taylor also led the Falcons with four steals.

Freshman guard Kyle Marshall joined Taylor in double-figures with 11 pts. Marshall added 5 rebs.

Freshman Sam Springer led the reserves with a career-high nine points. Springer went a perfect 4-of-4 from the free throw line. Becker, Air Force's leading returning scorer from a season ago, made his return to the lineup after missing the previous 11 games due to injury. Becker scored five points.

Sophomore Luke Kearney added a career-high nine rebounds, with his previous high being four. Freshman Yoda Oke made his collegiate debut for the Falcons, recording two pts and a steal.

Series History vs. UNLV

Date	Site	Result
1-10-81	USAF	W 51-50
2-14-81	Las Vegas	L 59-67
1-29-82	Las Vegas	L 47-71
1-25-97	USAF	L 59-72
2-20-97	Las Vegas	L 72-87
1-10-98	Las Vegas	L 77-88
2-5-98	USAF	L 57-59
1-9-99	Las Vegas	L 58-91
2-6-99	USAF	L 64-65
1-15-00	USAF	L 73-98
2-26-00	Las Vegas	L 61-84
1-8-01	Las Vegas	L 54-65
2-17-01	USAF	L 78-86
1-7-02	USAF	L 54-66
2-28-02	Las Vegas	L 66-73
1-25-03	USAF	W 75-71
2-24-03	Las Vegas	L 70-74
2-2-04	Las Vegas	L 50-63
2-28-04	USAF	W 72-70
1-31-05	USAF	W 64-48
2-26-05	Las Vegas	L 57-63
1-25-06	Las Vegas	W 52-50
2-25-06	USAF	W 68-55
1-6-07	USAF	W 56-50
2-20-07	Las Vegas	L 50-60
1-12-08	USAF	W 65-53
2-12-08	Las Vegas	L 51-58
1-31-09	USAF	L 38-59
3-4-09	Las Vegas	L 43-46
1-26-10	Las Vegas	L 50-60
2-27-10	USAF	L 47-77
1-15-11	USAF	L 52-64
2-15-11	Las Vegas	L 42-49
3-11-11	Las Vegas#	L 53-69
1-28-12	USAF (OT)	L 63-65
2-25-12	Las Vegas	L 58-68
1-12-13	Las Vegas (OT)	L 71-76
2-13-13	USAF	W 71-56
3-13-13	Las Vegas#	L 56-72
1-4-14	Las Vegas	W 75-68
3-1-14	USAF	L 67-93
1-31-15	Las Vegas	L 63-74
2-14-15	USAF	W 76-75
1-16-16	Las Vegas	L 64-100
2-16-16	USAF	W 79-74
3-9-16	Las Vegas# (3OT)	L 102-108
1-21-17	Las Vegas (2OT)	L 85-87
2-22-17	USAF	W 81-58
1-10-18	USAF	L 76-81
2-14-18	Las Vegas	L 73-81
3-3-18	Las Vegas# (OT)	L 90-97
1-16-19	USAF	W 106-88
2-12-19	Las Vegas	L 72-77
1-4-20	Las Vegas	L 59-71
2-6-21	Las Vegas	L 58-68
2-8-21	Las Vegas	L 64-69
3-10-21	Las Vegas	L 52-80
1-22-22	USAF	W 69-62
2-8-22	Las Vegas	L 44-78
2-24-23	Las Vegas	L 53-54
3-8-24	Las Vegas# (OT)	L 70-78
1-23-24	Las Vegas	W 90-58
2-21-24	USAF	L 43-72
12-31-24	USAF	L 58-77
2-11-25	Las Vegas	L 52-77

- MWC Tournament

STATISTICAL COMPARISON

Category/NCAA Rank (As of March 10)	Air Force	NCAA/MW Rankings	UNLV	NCAA Rankings
NET/Ken Pom	324/310		95/91	
Points/Game	62.0	3/11	69.7	288/9
Scoring Defense	73.8	179/8	68.4	171/5
Scoring Margin	-11.8	310/10	+1.3	194/7
Field Goal Percentage	42.3	127/7	44.6	188/7
Field Goal Percentage Defense	48.2	338/11	42.5	106/2
Free Throw Percentage	63.1	301/10	71.7	197/4
Free Throws Made/Game	11.5	340/10	13.7	183/6
3-Pt Field Goal Percentage	33.3	52/3	34.1	179/7
3-Pt Field Goals Made/Game	8.0	45/1	6.5	305/11
3-Pt Field Goal Percentage Defense	36.5	332/9	32.0	95/2
Rebounds/Game	29.8	350/11	33.6	272/9
Rebound Margin	-4.3	320/10	-1.5	275/9
Blocks/Game	2.8	103/4	3.2	121/3
Assists/Game	13.3	95/5	12.0	287/9
Turnovers/Game	13.7	185/9	10.8	80/3
Assist-to-Turnover Ratio	1.0	126/6	1.1	202/8
Steals/Game	5.5	169/5	6.5	207/5

LAST TWO MEETINGS VS. UTAH STATE

Official Basketball Score - Final

Uthtath St. at Air Force

01/25/25 Gurnee Area, U.S. Air Force Academy

2024-25 Men's Basketball

Visitors: 14-10-25 64-61-10

Game Duration: 1:48

Attendance: 1,735

Officials: Michael Irving, Deidre Carr, Daniel Nguyen

Uthtath St. - 87

Record: 18-2 (8-1)

NO.	Name	Min	FG M-A	3P M-A	FT M-A	Rebounds OR DR TOT	Fouls PF F	TP	AS	TO	ST	Blocks BS BA	+/-
2	Tucker Anderson	F 18:43	4-8	2-6	0-0	0 1 1	0 0	10	0	0	0	2	-4
4	Ian Martinez	G 21:03	5-9	4-7	2-2	0 1 1	0 2	16	1	1	1	0	1
12	Mason Falslev	G 32:09	4-10	1-3	2-3	0 8 8	3 1	11	5	2	3	0	21
13	Dayton Albury	G 11:47	3-3	0-0	0-1	0 2 2	2 2	6	1	1	0	0	5
21	Aubin Garetsee	G 13:29	1-3	0-0	3-3	1 3 4	4 3	5	0	0	0	3	-3
7	Dexter Akanno	25:50	3-7	3-6	0-0	1 1 2	1 1	9	1	0	1	0	28
8	Drake Allen	26:07	3-5	0-1	2-2	1 0 1	1 2	8	6	3	4	2	0
22	Karson Templin	11:54	1-1	1-1	0-0	0 3 3	2 0	3	1	1	0	0	15
5	Jordy Barnes	22:12	0-2	0-0	0-0	1 1 2	0 0	6	1	1	1	0	29
20	Isaac Johnson	11:24	4-6	4-6	0-0	0 4 4	3 0	12	0	0	0	1	12
3	Isaac Davis	03:13	1-1	0-0	2-2	1 0 1	1 1	4	1	0	0	0	5
3	Jaxon Smith	02:09	1-1	1-1	0-0	0 0 0	0 0	3	0	0	0	0	6
Team						1 0 1		0	0				
Totals			30-56	16-31	11-13	5 24 29	19 12	87	22	9	10	8 5	29

Air Force - 58

Record: 3-17 (0-9)

Technical Fouls: NONE

NO.	Name	Min	FG M-A	3P M-A	FT M-A	Rebounds OR DR TOT	Fouls PF F	TP	AS	TO	ST	Blocks BS BA	+/-
3	Luke Kearney	F 31:37	4-7	1-4	0-0	0 1 1	1 1	9	0	0	1	0	-16
51	Wesley Celchowski	C 17:54	0-3	0-1	0-2	0 1 1	1 2	0	2	0	0	0	-12
5	Ethan Taylor	G 36:09	6-14	4-9	2-3	0 6 6	2 5	18	3	4	1	1	1
24	Jeffrey Mills	G 28:04	1-5	0-2	2-2	1 3 4	2 3	4	1	2	1	0	-22
35	Kyle Marshall	G 26:48	4-7	0-1	1-2	2 3 5	1 1	9	2	3	1	3	-10
10	Caleb Walker	19:57	3-7	0-0	3-3	1 1 2	2 2	9	5	2	0	1	-11
11	Byron Brown	17:25	0-2	0-0	3-4	1 1 2	2 3	0	1	1	3	0	-7
20	Yoda Oke	11:21	1-2	0-1	3-5	0 3 3	0 2	5	0	1	0	0	-14
2	AJ Patterson	02:09	0-0	0-0	0-0	0 0 0	0 0	0	0	1	0	0	-6
6	Will Cooper	02:09	0-1	0-0	0-0	1 0 1	0 0	0	0	0	0	0	-6
14	Beau Becker	02:09	0-1	0-1	1-2	1 0 1	0 1	1	0	0	0	0	-6
22	Sam Springer	02:09	0-0	0-0	0-0	0 0 0	0 0	0	0	0	0	0	-6
23	Sam Duskin	02:09	0-1	0-1	0-0	0 0 0	0 2	0	0	0	0	0	-6
Team						3 2 5		0	2				
Totals			19-50	5-20	15-23	13 21 31	12 19	58	13	16	7	5 8	-29

Technical Fouls: NONE

USU		AF		Points from		USU		AF		Period by Period Scoring				
Biggest lead	29 (2 nd 0:52)	2 (1 st 17:10)	7 (1 st 12:48)	2 (1 st 1:12)	Turnovers	26	8	Paint	28	24	USU	42	45	87
					Second Chance	8	7							
					Fast Breaks	16	10							
Lead Changes											AF	33	25	58
Times Tied	1				Bench	39	18							
Time with Lead	38:13	01:04												

Official Basketball Box Score - Final

Air Force at Utah St.

03/08/08 Des-Glen-South Spectrum, Logan

2024-25 Men's Basketball

November 1, 2008 - 6:00 PM

Game Duration: 1:44

Attendance: 8,534

Officials: Verne Harris, Amy Bonner, Kevin Britt

Air Force - 47

Record: 4-27 (1-19)

NO.	Name	Min	FG M-A	3P M-A	FT M-A	Rebounds OR DR TOT	Fouls PF FO	TP	AS	TO	ST	Blocks BS BA	+/-	
3	Luke Kearney	F 12:28	1-5	1-5	0-0	0 0 0	0 0 0	3	0	1	0	0	-24	
13	Chase Beasley	F 09:22	0-0	0-0	0 1 1	1 1 0	0 0 0	0	0	0	0	0	-20	
51	Wesley Celichowski	C 15:26	2-4	0-2	2-4	1 1 2	1 5	6	1	0	0	0	-28	
5	Ethan Taylor	G 34:51	1-7	1-7	0 1	2 3 1	1	3	2	3	0	0	-44	
24	Jeffrey Mills	G 23:33	0-1	0-1	0-0	2 1 3	2 3	0	3	0	0	0	-28	
10	Caleb Walker	22:11	2-2	0-0	1 1	2 3 2	3 4	4	0	1	0	0	-14	
6	Will Cooper	24:29	5-8	4-6	2-2	1 0 1	2 1	16	0	6	0	0	-25	
35	Kyle Marshall	20:43	1-1	0-0	2-4	1 2	3 1	2	4	1	3	2	0	0
2	AJ Patterson	17:35	2-6	0-2	0-0	1 1	2 2	0	4	0	4	0	0	-15
11	Byron Brown	08:32	1-2	0-0	0 0	2 2	0 1	1	2	0	0	0	0	1
14	Beau Becker	02:23	0-0	0-0	0-0	0 0	0 0	0	0	1	0	0	0	0
20	Yoda Oke	08:27	2-5	0-3	1-3	0 3	3 0	2	5	0	0	0	0	-6
Team						0 0 0		0 0		1				
Totals			17-41	6-26	7-14	8 15	23	12	18	47	11	19	3 0 0	-40

Technical Fouls: NONE

Utah St. - 87

Record: 25-6 (15-5)

NO.	Name	Min	FG M-A	3P M-A	FT M-A	Rebounds OR DR TOT	Fouls PF FO	TP	AS	TO	ST	Blocks BS BA	+/-	
4	Ian Martinez	G 32:00	5-11	3-8	1-1	0 5 5	0 3	14	3	0	2	0	0 36	
7	Dexter Akanno	G 28:49	2-5	2-5	4-5	1 1 2	2 2	10	1	1	0	0	0 44	
16	Mason Falslev	G 23:53	8-10	2-3	0 0	2 5 7	0 1	18	4	1	2	0	0 36	
13	Deyton Albury	G 21:28	2-3	1-1	0-0	0 1 1	1 0	5	2	0	3	0	0 31	
21	Aubin Gateretse	G 12:22	4-4	0-0	0 0	2 1 3	1 3	8	1	0	0	0	0 19	
8	Drake Allen	21:07	3-7	2-5	0-0	0 0	0 1	8	4	1	0	0	0 30	
22	Karson Templin	14:22	0-1	0-0	0 0	1 3 4	3 0	0	1	1	0	0	0 11	
2	Tucker Anderson	11:11	2-4	2-4	2-2	1 0 1	0 1	8	0	1	0	0	0 -4	
5	Jordy Barnes	15:23	2-4	2-3	0-0	1 0 1	3 0	6	2	0	2	0	0 5	
20	Isaac Johnson	08:29	0-3	0-1	0-0	1 1	2 2	1	0	0	1	0	0 -4	
23	Isaac Davis	09:39	2-2	0-0	3-3	1 1	2 3	2	7	0	0	0	0 5	
3	Jaxon Smith	03:17	1-2	1-2	0-0	0 0	0 0	0	0	0	0	0	0 -7	
Team						0 1 1		0 1						
Totals			31-56	15-32	10-11	10 19	29	18	12	87	18	10	0 0	0

Technical Fouls: NONE

	AFA	USU
Biggest lead	0 (1 st 20:00)	47 (2 nd 3:44)
Best Scoring Run	7 (2 nd 0:51)	13 (1 st 14:21)
Lead Changes	0	
Times Tied	1	
Time with Lead	00:00	39:12

Points from	AFA	USU
Turnovers	6	26
Paint	22	32
Second Chance	8	5
Fast Breaks	0	13
Bench	35	32

Period by Period Scoring			
	1st	2nd	TOT
AFA	23	24	47
USU	50	37	87

Shooting By Period		
1 st FG%	19-27	70.4%
3PT%	10-15	66.7%
FT%	2-2	100%
2 nd FG%	12-29	41.4%
3PT%	5-17	29.4%
FT%	8-9	88.9%
GM FG%	31-56	55.4%
3PT%	15-32	46.9%
FT%	10-11	90.9%

Dead Ball Rebounds: 10

LAST 10 MEETINGS VS. UTAH STATE

Date	Location	Score	AF leading Scorer	USU Leading Scorer	AF FG-%	3PT-%	FT-%	USU FG-%	3PT-%	FT-%
1-2-21	USAFA	USU, 72-53	AJ Walker - 19	Neemias Queta - 13	19-47/40.4	5-14/35.7	10-12/83.3	30-55/54.5	7-19/36.8	5-10/50.0
12-29-21	USAFA	AF, 49-47	AJ Walker - 16	Justin Bean - 18	18-50/32.7	8-27/29.6	507/71.4	17-52/32.7	1-19/5.3	12-18/66.7
2-1-22	Logan	USU, 73-46	Jackson, Octave - 9	J. Bean/B. Horvath - 17	18-50/36.0	2-15/13.3	8-11/72.7	26-42/61.9	5-16/31.3	16-17/94.1
3-9-22	Las Vegas	USU, 83-56	Joseph Octave - 21	Brandon Horvath - 17	23-51/45.1	3-14/21.4	7-11/63.6	29-54/53.7	9-21/42.9	16-21/76.2
1-3-23	USAFA	USU, 77-65	Jake Heibredner -21	Taylor Funk - 16	26-60/43.3	9-26/34.6	4-7/57.1	25-49/51.0	6-12/50.0	21-27/77.8
2-14-23	Logan	USU, 89-65	Jake Heibredner - 17	Max Shulga - 29	24-55/43.6	7-22/31.8	10-12/83.3	29-60/48.3	9-22/40.9	13-15/86.7
1-2-24	USAFA	USU, 88-60	Rytis Petraitis - 15	Great Osobor - 32	21-48/43.8	2-14/14.3	16-24/66.7	31-49/63.3	4-12/33.3	22-35/62.9
3-1-24	Logan	USU, 72-60	Ethan Taylor - 15	Ian Martinez - 21	25-53/47.2	6-21/28.6	4-5/80.0	25-47/53.2	3-14/21.4	19-25/76.0
1-25-25	USAFA	USU, 87-58	Ethan Taylor - 18	Ian Martinez - 16	19-50/38.0	5-20/25.0	15-23/65.2	30-56/53.6	16-31/51.6	11-13/84.6
3-8-25	Logan	USU, 87-47	Will Cooper - 16	Mason Falslev - 18	17-41/41.5	6-26/23.1	7-14/50.0	31-56/55.4	15-32/46.9	10-11/90.9

THE SERIES

Overall - Home/Away:	Air Force trails 7-29 - 7-12/0-15/0-2
First Meeting:	Feb. 15, 1963 at USAFA (AF 66-65)
Last Meeting:	March 8, 2025 at Logan (USU ??-??)
Streak:	Utah State, 7

THE SERIES

Air Force and Utah State are meeting for the 36th time overall and 24th time as Mountain West foes. The Aggies lead the overall series, 28-7, and hold a 17-5 mark in MW meetings. The team's first played Feb. 15, 1963 at the Academy. Air Force won the game, 66-65.

THIS YEAR**2nd meeting - March 8, 2025**

Air Force men's basketball dropped a 87-47 contest at Utah State (25-6, 15-5 MW) in Mountain West play Saturday afternoon at Dee Glen Smith Spectrum. Freshman forward Will Cooper led the Falcons with 16 points.

Utah State shot 56 percent from the field and knocked down 15 three's. The Aggies forced 19 turnovers, which led to a 26-6 advantage in points off turnovers.

Air Force trailed 50-23 after a first half that saw the team turn the ball over 10 times, leading to 13 USU points. The Aggies shot 70 percent from the field and 65 percent from three, knocking down 10 of 15 from long range in the opening half.

Cooper shot 5-8 from the field and 4-6 from three to lead the Falcon offense, which got 35 points from the bench. Sophomore center Wesley Celichowski led the starters with six points. Sophomore forward Caleb Walker led the Falcons with four assists and freshman guard Kyle Marshall had two steals. Freshman guard AJ Patterson had a career-high four points in reserve.

Mason Falslev led three Aggies in double-figures with 18 points. Six different Utah State players made multiple three's on the day.

1st meeting - Jan. 25, 2025

Air Force dropped a 87-58 contest to Utah State (17-2, 7-1 MW) in Mountain West play Saturday afternoon at Clune Arena. Senior guard Ethan Taylor led the Falcons with 18 points scored.

A pair of double-digit runs and three point shooting lifted Utah State to the win. The Aggies had a 14-0 run in the first half and a 13-0 run in the second. They also hit 16 three's on the day.

Utah State led 42-33 at the half. The Aggies raced out to a 18-6 lead after an early 14-0 run. Utah State hit 10 three's in the opening half and led by as many as 17. The Falcons fought back and cut the lead to eight points in the opening half, but the Aggies would lead by double digits at the break. Taylor kept the Falcons in the game with 14 points in the opening half, knocking down four three's.

The Falcons got the game down to six points early in the second half, trailing 44-38 two minutes in. After Air Force cut the USU lead to seven in the second half, a 13-0 USU run made it a 67-47. The Falcons were unable to get back in the game after.

Ian Martinez led four Utah State players in double-figures scoring with 16 points, knocking down four three's. Utah State shot 54 percent from the field and 52 percent from three.

Taylor also led the Falcons with six rebounds, four made three's. Luke Kearney, Kyle Marshall and Caleb Walker all scored nine points each. Walker had a career-high five rebounds and Marshall had a career-high 3 blocked shots. Freshman Yoka Oke came off the bench and scored a career-high 5 pts.

Air Force shot 38 percent from the field and 63 percent from the line.

Notable: At halftime, Air Force honored former head coach Reggie Minton. Minton is the longest tenured head coach in program history, coaching the Falcons from 1984-2000.

Series History vs. Utah State

2-15-63	USAFA	W	66-65
1-10-64	Logan	L	73-83
2-23-70	Logan	L	78-80
1-30-71	USAFA	W	76-72
2-17-73	USAFA	L	58-84
2-16-74	Logan	L	64-78
1-18-75	USAFA	L	67-81
2-14-76	Logan	L	63-71
2-12-77	USAFA	L	69-74
1-28-78	Logan	L	70-80
12-21-90	San Fran., CA\$	L	63-64
12-30-00	Logan%	L	50-59
1-1-14	USAFA	W	73-72
1-17-15	Logan	L	59-71
2-28-15	USAFA	L	60-74
1-12-16	Logan	L	60-79
3-1-16	USAFA	L	65-78
12-31-17	USAFA	W	78-73
2-25-17	Logan	L	58-89
1-24-18	Logan	L	49-71
2-24-18	USAFA	W	85-75
1-5-19	Logan	L	62-79
2-16-19	USAFA	L	62-76
1-7-20	USAFA	W	79-60
1-21-20	Logan	L	47-72
12-31-21	USAFA	L	48-83
1-2-21	USAFA	L	53-72
12-29-21	USAFA	W	49-47
2-1-22	Logan	L	46-73
3-9-22	Las Vegas	L	56-83
1-3-23	USAFA	L	77-65
2-14-23	Logan	L	65-80
1-2-24	USAFA	L	60-88
3-1-24	Logan	L	60-72
1-25-25	USAFA	L	58-87
3-11-25	Logan	L	47-87

\$ - MetLife Classic

% - Gossner Foods Classic, Logan

STATISTICAL COMPARISON

Category/NCAA Rank (As of 3/8/25)	Air Force	NCAA/MW Rankings	Utah State	NCAA/MW Rankings
NET/Ken Pom	317/310		37/53	
Points/Game	62.0	3/11	81.5	25/2
Scoring Defense	73.8	179/8	69.9	113/6
Scoring Margin	-11.8	310/10	+11.6	20/1
Field Goal Percentage	42.3	127/7	49.5	7/1
Field Goal Percentage Defense	48.2	338/11	44.2	206/7
Free Throw Percentage	63.1	301/10	70.6	235/5
Free Throws Made/Game	11.5	340/10	15.2	91/3
3-Pt Field Goal Percentage	33.3	52/3	37.3	33/1
3-Pt Field Goals Made/Game	8.0	45/1	9.1	58/1
3-Pt Field Goal Percentage Defense	36.5	332/9	33.9	204/6
Rebounds/Game	29.8	350/11	34.2	234/7
Rebound Margin	-4.3	320/10	+2.9	104/4
Blocks/Game	2.8	103/4	2.9	235/7
Assists/Game	13.3	95/5	17.7	6/1
Turnovers/Game	13.7	185/9	10.6	70/2
Assist-to-Turnover Ratio	1.0	126/6	1.7	6/1
Steals/Game	5.5	169/5	8.8	30/2

Inside the Mountain West

2024-25 Mountain West Standings
(as of March 8, 2025)

Team	MW	All	L10	Str
New Mexico (RV/RV)	17-3	25-6	8-2	W4
Colorado State	16-4	22-9	8-2	W7
Utah State	15-5	25-6	7-3	W1
San Diego St.	14-6	21-8	7-3	W1
Boise State (--/RV)	14-6	22-9	8-2	L1
UNLV	11-9	17-14	6-4	L1
Nevada	8-12	16-15	5-5	L3
San Jose St.	7-13	14-18	3-7	W1
Wyoming	5-15	12-19	1-9	L4
Fresno State	2-18	6-25	1-9	L1
Air Force	1-19	4-27	1-9	L4

AF in MW Rankings

Ethan Taylor		
Rebounding.....	5.4	9th
Def Rebounds	4.7	7th
Steals	1.55	6th
3 pt FG Pct.....	37.8	2nd
3 pt made	91	1st
3 pt made per game	2.94	1st
Minutes Played	36.52	1st

AF in NCAA Rankings (As of 3/4/25)

Ethan Taylor		
Minutes Per Game.....	36:31	16th
3 pt Attempts.....	241	36th
3 pt FGM	91	36th
3 pt made per game	2.94	41st

2024 MW Predicted Order of Finish

Rk	Team (First-Place Votes)	Pts.
1.	Boise State (19)	276
2.	New Mexico (1)	233
3.	Nevada (1)	219
4.	San Diego State (2)	213
5.	UNLV (2)	178
6.	Utah State (1)	169
7.	Colorado State	160
8.	San Jose State	88
9.	Wyoming	67
10.	Fresno State	62
11.	Air Force	51

RECAPPING UTAH STATE GAME

Air Force men's basketball dropped a 87-47 contest at Utah State (25-6, 15-5 MW) in Mountain West play Saturday afternoon at Dee Glen Smith Spectrum. Freshman forward Will Cooper led the Falcons with 16 points.

Utah State shot 56 percent from the field and knocked down 15 three's. The Aggies forced 19 turnovers, which led to a 26-6 advantage in points off turnovers.

Air Force trailed 50-23 after a first half that saw the team turn the ball over 10 times, leading to 13 USU points. The Aggies shot 70 percent from the field and 65 percent from three, knocking down 10 of 15 from long range in the opening half.

Cooper shot 5-8 from the field and 4-6 from three to lead the Falcon offense, which got 35 points from the bench. Sophomore center Wesley Celichowski led the starters with six points. Sophomore forward Caleb Walker led the Falcons with four assists and freshman guard Kyle Marshall had two steals. Freshman guard AJ Patterson had a career-high four points in reserve.

Mason Falslev led three Aggies in double-figures with 18 points. Six different Utah State players made multiple three's on the day.

UTAH STATE POSTGAME NOTES

Team Notes

- Air Force starters: Chase Beasley (G/F), Wesley Celichowski (C), Luke Kearney (F), Jeffrey Mills (G), Ethan Taylor (G). This is the fourth time with this lineup & first since the New Mexico game, and the seventh different starting lineup so far this season.
- Air Force made six three's in the game, making it 160 in MW play for the season. That total is the second-most in a conference season (163 by 2023-24 team is record).
- It was the first game this season Air Force failed to block a shot.
- Air Force shot 35 points out of the bench. It was the fourth time this season, the bench had more points than the starters. The 35 bench points was the third-most in a game this season.

Individual Notes

- Senior guard Ethan Taylor made his 120th career start, extending his school record for most career starts. Taylor led the Falcons with 16 points. Taylor made one three, giving him 91 for the season and 54 in MW play. The 91 three's are the second most in a season and his 54 three's in MW play extends his school record for most three's in a MW season.
- Freshman forward Will Cooper led the Falcons in scoring with 16 points. Cooper was 5-8 shooting and 4-6 from three. He has shot over 50 percent from the field for the fourth straight game. His four three's is his second-highest total of the season.
- Sophomore center Wesley Celichowski led the starters with six points scored.
- Freshman guard AJ Patterson scored a career-high four points, adding career-high's of two rebounds and 18 minutes played.
- Sophomore forward Caleb Walker led the Falcons with four assists.
- Freshman guard Kyle Marshall led the Falcons with two steals.

SENIOR CLASS IN FIFTH YEAR TOGETHER

The Air Force senior class is in its fifth year together on the court. All five seniors were also teammates at the USAFA Prep School in 2020-21.

SENIORS RECEIVE ASSIGNMENTS

The five Air Force seniors were recently given their first assignments upon graduation in May. All five will be commissioned as 2nd. Lieutenants into the Air and Space Force.

Chase Beasley - Space Force
Beau Becker - Air Battle Manager
Byron Brown - Space Force
Jeffrey Mills - Space Force
Ethan Taylor - Space Force

THREE-BALL IMPORTANT FOR FALCONS

The three-point basket is a big part of the Air Force offense. The Falcons rank fourth in three's made per game in the Mountain West. They rank first in percentage of points coming from the three ball.

Team	Three's Per Game
1. Utah State	9.06
2. Colorado State	8.58
3. San Jose State	8.22
4. Air Force	8.00

Percentage of points from three-point baskets

1. Air Force	38.7
2. Wyoming	34.6
3. Colorado State	34.1

TAYLOR AMONGST ALL-TIME GREATS AT AF

Senior guard Ethan Taylor has established himself as one of Air Force's all-time greats. He ranks amongst the Air Force Top 10 in several categories. Taylor is the school record-holder for career starts at 120. He is the first player in program history with 1,000 points, 500 rebounds and 300 assists.

Category	Total	AF Rank
Starts	120	1st
Three's Made	249	2nd
Assists	391	3rd
Scoring	1,301	12th

KEARNEY HAVING BREAKOUT SOPHOMORE SEASON

Sophomore Luke Kearney is Air Force's second-leading scorer at 8.9 ppg. He is also second on the team and 13th in the MW with 50 three's. Kearney is second on the team with 9.6 ppg in MW play, hitting 34 three's in conference play. Kearney is shooting 83.9 percent from the line for the Falcons this season and was 87.5 in MW play.

MARSHALL AMONGST TOP MW FRESHMEN

Freshmen Kyle Marshall is having a standout freshman season at Air Force. He ranks fourth amongst MW freshmen in scoring. Marshall is already in the AF Freshman Top 10 record book for most steals, blocked shots and free throws made-att.

Top Freshmen Scorers in MW

Player/School	PPG	MW PPG
1. Elijah Price, Fresno St.	10.3	10.9
2. Magoon Gwath, SDSU	8.5	10.3
3. Brian Amuneke, Fresno St.	7.4	9.5
4. Kyle Marshall, AF	7.0	7.4

Kyle Marshall AF Freshmen Record Book

Category	#	Rank
Free Throws Made	55	4th
Free Throws Attempted	87	6th
Blocked Shots	15	6th
Steals	29	7th

SOPHOMORE POST PLAYERS

Air Force has a pair of sophomore post players making their mark in year two at the Academy. Center Wesley Celichowski ranks third on the team in scoring at 8.7 ppg. Walker is fifth in scoring at 6.5 ppg and fourth in rebounding at 3.2.

Player	MPG	PPG	RPG	FT-FTA
Celichowski	20.4	8.7	2.0	65-103
Walker	16.5	6.5	3.2	38-85
	36.9	15.2	5.2	103-188

BEASLEY MAKING MOST OF OPPORTUNITY

After not playing in the first 26 games of the season, senior guard Chase Beasley has made the most of his recent opportunity. Beasley has started the last five games for the Falcons, averaging 4.0 points and 4.6 rebounds per game, across 21.6 mpg. Beasley scored 10 points and grabbed 7 rebounds, to go with two blocked shots against New Mexico and 6 pts and 8 reb against Boise State.

COOPER PROVING OFFENSE LATE IN SEASON

Freshman forward Will Cooper has been another recent bright spot for the Falcons. Over his last five games, Cooper has scored 67 points, good for a 13.6 ppg average. Cooper erupted for 21 points in the win over Fresno State. He scored 14 points, including a perfect 3-for-3 from three-point range against New Mexico. Cooper is averaging 5.4 ppg on the season.

BENCH SCORING

Air Force is getting production out of its second unit. The Falcons have scored 633 bench points this season, compared to 351 from last season. The Falcons are averaging 20.4 ppg this season. The Air Force bench has out-scored the starters four times this season, including 35 in the last game vs. Utah State.

Bench Scoring

2024-25	20.4
2023-24	11.3
2022-23	19.4

MARSHALL 2X MW FRESHMAN OF WEEK

Kyle Marshall has been named MW Freshman of the Week twice this season.

He earned his first honor on Dec. 23 after averaging 18.0 ppg and shooting 71 percent from the field against Northern Colorado and Boise State.

He earned his second honor on Jan. 20 after averaging 12.5 ppg, 6 rpg and 4.5 apg against Nevada and Fresno State.

Marshall is Air Force's first MW Freshman of the Week honoree since the 2022-23 season.

BECKER RETURNS

Senior forward Beau Becker returned to action against UNLV after missing the previous 11 games due to an ankle injury suffered against North Alabama in the season-opener. Becker scored five points, hitting a three in eight minutes in his return. Becker is coming off his best game since returning, scoring nine points off three three's against San Jose State. The Dallas, Texas, native is Air Force's leading return scorer, averaging 13.8 ppg as a junior.

TAYLOR JOINS 1,000 POINT CLUB

Senior guard Ethan Taylor surpassed 1,000 career points against Mercyhurst, becoming the 29th player in program history to reach the mark. Taylor went past the mark on his final bucket of the game, his seventh three of the night. He is Air Force's first 1,000 point scorer since AJ Walker in 2021.

EXPERIENCED AND YOUNG AT THE SAME TIME

Air Force features five seniors on the team, making it top-heavy in veterans on the team. However, Air Force has seven sophomores and 10 freshmen, which accounts for 77 percent of the team. Based on an informal poll by NCAA Div. I CBB sports information directors, Air Force has the most freshmen on any Div. I roster for the 2024-25 season.

Most Div. I MBB Freshmen 2024-25***

1. Air Force - 10
 2. Army - 9
 2. Tarleton State - 9
 4. Buffalo - 8
 4. Georgetown - 8
 4. Navy - 8
 4. Rutgers
- *** (From D1 SID poll)

RETURNERS

Air Force returns three starters and 12 players from the 2023-24 team, that posted a 9-22 record.

RETURNING STARTERS

Sr. 6-5, G Ethan Taylor - 13.5 ppg, 2.5 apg, 84 three's, 36.9 mpg.
 Sr. 6-4, G Jeffrey Mills - 9.1 ppg, 2.7 apg, 2.6 assist-turnover ratio
 Sr. 6-7, F Beau Becker - 13.8 ppg, 4.4 rpg, 74 three's, 25 blocks

OTHER NOTABLE RETURNERS

Sr. 6-7, F Chase Beasley - 26 gp, 11 starts, 1.8 ppg, 1.5 rpg.
 Sr. 6-5, G Byron Brown - 31 gp, 8 starts, 5.1 ppg, 1.9 rpg, 51.4 FG%.
 So. 6-7, F Luke Kearney - 3.9 ppg, 14 three's, 84.6 FT%
 So. 7-0, C Wesley Celichowski - 1.9 ppg, 0.8 rpg
 So. 6-5, G Kolby Gilles - 16 gp, 1.1 ppg, 0.7 rpg.

NEWCOMERS

Air Force welcomes 10 freshmen, with six of them being 6-foot-6 or taller. Five of the players come from the USAFA Prep School.

Miles Clark*	F	6-7	Seattle, WA
Will Cooper	F	6-6	Omaha, NE
Sam Duskin	G	6-4	Cullman, AL
Kyle Marshall*	G	6-4	Oyster Bay, NY
Yoda Oke	G	6-6	Fullerton, CA
AJ Patterson*	G	6-3	Atlanta, GA
Sam Springer	F	6-7	Cleveland, OH
Christian Umaña	G	6-6	League City, TX
Eli Robinson*	F	6-6	Monument, CO
Elliott Taite*	G	6-3	Frisco, TX

A Day In The Life Of A Cadet**Ethan Taylor, Senior, Guard
(3x MW All-Academic)**

Systems Engineering Major with a focus in human factors

Time Activity/Duty

6:20	Wake up
6:30	Morning Accountability Formation
7:00	Breakfast
7:30	Political Science
8:30	Social Science
9:30	Economics (double period)
11:35	Mandatory March to Lunch
11:55	Lunch
12:30	Squadron Meeting
1:30	Prehab with trainers
2:15	Warm up/ Shoot before practice
2:45	Practice
5:00	Lift
6:00	Treatment with trainers/shower
7:00	Dinner
8:00	Homework
9:00	Free Time
10:15	Bed

SQUADRON JOBS

In order to prepare for life as an officer, the Cadet Wing at the United States Air Force Academy simulates the organization of an operational Air Force wing. Cadets are responsible for running and operating the wing – an unparalleled leadership opportunity to understand the importance of respect amongst peers and how to be an honorable, well-balanced officer. All cadets learn how to use a chain of command, how to function as part of various military formations and how military units organize to accomplish collective tasks. The Cadet Wing's 4,000 members are organized into four groups of 10 squadrons each. Cadets live, eat and take part in military training with their squadrons.

Air Force Academy

The United States Air Force Academy (USAFA) is a world-class institution providing a comprehensive developmental experience to graduate innovative, resilient and committed airpower leaders of character. It provides an intensive immersion in leadership training and officer development founded on integrity, built on the pillars of academic, military and athletic excellence and which inculcates in our cadets a spirit of selfless service to our Nation. USAFA fosters a culture of commitment and climate of respect focusing future leaders on innovation and continual improvement. It produces air-minded leaders and career officers with the character, critical thinking skills and strategic agility to lead our Nation's Air Force today and into the future. USAFA strives to offer the best education in a liberal arts environment to prepare thoughtful, caring, innovative leaders.

- USAFA is consistently ranked by multiple sources as one of the country's top public universities, particularly when it comes to engineering and liberal arts education.
- The Academy ranked number two in Aero space/Aeronautical/Astronautical Engineering at schools where doctorate degrees are not offered, just behind Emory Riddle Aeronautical University, Prescott, Ariz.
- The school also tied for second place with the U.S. Military Academy (West Point) in High School Counselor Ranking at Liberal Arts Colleges.
- The number 3 ranking for Top Public Schools Ranking also went to the Academy.
- The Academy tied for fifth place with U.S. Naval Academy (Annapolis) for Best Undergraduate Engineering Program also where doctorate degrees are not offered.
- #6 Electrical/Electronic/Communications
- #8 Mechanical Engineering
- #26 National Liberal Arts Colleges
- #45 Best Undergraduate Business Programs

Service above self is at the core of the USAFA experience and USAFA cadets strive to always serve with purpose, honor, and selflessness.

- 61% of USAFA graduates serve 10 years and 45% serve 20 years.
- USAFA cadets contribute 38,000 volunteer hours per year in the local community, as well as across the Nation.
- STEM Outreach Club, as ambassadors for Air Force innovation, received the 2015 National Society of Black Engineers Golden Torch Award for Government Community Service for 5,500 hours of outreach.

Facts about the class of 2022

- 8,353 applications received
- 1,356 processed into Academy (16.2 pct)
- 65% National Honor Society

High School:

- Average GPA: 3.8
- Average SAT scores: 689 Math, 660 Reading • Average ACT scores: 32

*At USAFA Prep School in 2023-24

Percentage Returning for Air Force in 2024-25

.....	Total
Scoring	70%
Rebounding	66%
Games Started	69%
Minutes	70%

BECKER AND TAYLOR AMONGST TOP RETURNING SCORERS IN MW

Seniors Beau Beacker and Ethan Taylor are two of the top returning scorers in the Mountain West. Becker averaged 13.8 points per game last year, which is the third-highest returning scorer in the MW. Taylor averaged 13.5 ppg, which is fifth best amongst MW returners.

Leading Returning Scorers MW

1. Tyson Degenhart, Sr., Boise St.	16.7
2. Donovan Dent, Jr., New Mexico	14.1
3. Beau Becker, Sr., Air Force	13.8
4. Dedan Thomas Jr., So., UNLV	13.7
5. Ethan Taylor, Sr., Air Force	13.5

CANADA TRIP

Air Force embarked on a summer cultural immersion trip to Canada in late July. The Falcons went 4-1 against some of the top Canadian Universities, including a win over Laval University, the 2024 Canadian National Champions, in its final game. The trip was over nine days, with stops in Toronto, Montreal and Quebec City. Ethan Taylor led the Falcons in scoring, averaging 17.6 points per game. Air Force was solid defensively, allowing opponents to shoot just 34.6 percent from the field and 29.4 percent from three-point range.

TEAM CAPTAINS

Senior guard Jeffrey Mills and Ethan Taylor are the team captains for the 2024-25 season. Taylor was also the team captain last year and Mills was named team captain midway through last season.

TEXAS WELL REPRESENTED

Seven of the 23 players on the roster hail from the state of Texas, the most of any state.

Texas Natives (Hometown)

- So. Sam Akinrelere (Houston)
- Sr. Beau Becker (Dallas)
- So. Wyatt Boeker (Tomball)
- Sr. Jeffrey Mills (Flower Mound)
- Fr. Elliott Taite (Frisco)
- Sr. Ethan Taylor (Houston)
- Fr. Christian Umaña (League City)

AIR FORCE'S 3-POINT STREAK

Air Force has hit at least one 3-pointer in 488 straight games dating back to Nov. 21, 2009 vs. Northern Colorado.

PRINCETON FAMILY

Basketball at Princeton is a family affair for Joe Scott. Scott is a 1987 Princeton graduate, having played four years for the Tigers under legendary coach Pete Carrill. Scott's wife, Leah, is a 1992 Princeton grad and was a four-year starter with the Tigers women's basketball program. The Princeton legacy continues as Joe and Leah's son Jack, is a junior guard on the Princeton basketball team.

METZENDORF TO COACH MACABBI USA TEAM

Maccabi USA named David Metzendorf as Head Coach for the 2025 Maccabiah Open Men's basketball team for the 22nd Maccabiah taking place July 2025 in Israel. Metzendorf, who is the associate head coach for Air Force men's basketball, enters his fifth season with the Falcon coaching staff. The previous four selections for the Open Men's head coaching position include current Duke head coach John Sheyer (2022 selection but was unable to coach), Green Bay head coach Doug Gottlieb (2022 & 2017), former college coach and current ESPN college basketball analyst Seth Greenberg (2013) and Auburn head coach Bruce Pearl (2009).

STAFF CHANGES

- Air Force has one staff addition for 2024-25. Eamon Kearney joins the staff as an assistant coach. Kearney comes to the Academy after a season at Princeton.

JOE SCOTT ERA PART II

Joe Scott took over the helm of Air Force basketball for the second time in 2020-21. Scott was previously Air Force's head coach for four seasons from 2000-04, amassing a 51-63 record during that time. Scott guided the Falcons to it's first-ever Mountain West title in 2003-04, as the Falcons posted a 22-7 overall record and 12-2 conference mark.

SCOTT THE FIRST TWO-TIME MW COACH

Joe Scott is the first men's basketball coach to coach the same program twice during the Mountain West era.

AIR FORCE AND THE MOUNTAIN WEST CONFERENCE

Air Force is in its 25th season as a charter member of the Mountain West Conference. Air Force has one MW title, winning the regular season championship in 2004-05. Air Force is 6-24 all-time at the MW Championships. The Falcons have never advanced past the quarterfinals of the tournament.

Air Force's Mountain West Record

Year	Coach	W	L	W	L	Place	MW Tournament
1999-00	Reggie Minton	8	20	4	10	7th	reached MW quarterfinals (0-1)
2000-01	Joe Scott	8	21	3	11	8th	reached MW quarterfinals (0-1)
2001-02	Joe Scott	9	19	3	11	T-7th	reached MW quarterfinals (0-1)
2002-03	Joe Scott	12	16	3	11	8th	reached MW quarterfinals (0-1)
2003-04	Joe Scott	22	7	12	2	1st	reached MW quarterfinals (0-1)
2004-05	Chris Mooney	18	12	9	5	3rd	reached MW quarterfinals (0-1)
2005-06	Jeff Bzdelik	24	7	12	4	T-2nd	reached MW quarterfinals (0-1)
2006-07	Jeff Bzdelik	26	9	10	6	T-3rd	reached MW quarterfinals (0-1)
2007-08	Jeff Reynolds	16	14	8	8	5th	reached MW quarterfinals (0-1)
2008-09	Jeff Reynolds	10	21	0	16	8th	won prelim, reached MW quarterfinals (1-1)
2009-10	Jeff Reynolds	10	21	1	15	8th	won prelim, reached MW quarterfinals (1-1)
2010-11	Jeff Reynolds	16	16	6	10	T-6th	reached MW quarterfinals (0-1)
2011-12	Reynolds/Pilipovich	13	16	3	11	T-7th	reached MW quarterfinals (0-1)
2012-13	Dave Pilipovich	18	14	8	8	6th	reached MW quarterfinals (0-1)
2013-14	Dave Pilipovich	12	18	6	12	10th	lost in prelims (0-1)
2014-15	Dave Pilipovich	14	17	6	12	9th	won prelim, reached MW quarterfinals (1-1)
2015-16	Dave Pilipovich	14	18	5	13	10th	lost in prelims (0-1)
2016-17	Dave Pilipovich	12	21	4	14	T-10th	won prelim, reached MW quarterfinals (1-1)
2017-18	Dave Pilipovich	12	19	6	12	9th	lost in prelims (0-1)
2018-19	Dave Pilipovich	14	18	8	10	6th	won prelim, reached MW quarterfinals (1-1)
2019-20	Dave Pilipovich	12	20	5	13	9th	won prelim, reached MW quarterfinals (1-1)
2020-21	Joe Scott	5	20	3	17	10th	lost in prelims (0-1)
2021-22	Joe Scott	11	18	4	13	10th	lost in prelims (0-1)
2022-23	Joe Scott	14	18	5	13	10th	lost in prelims (0-1)
2023-24	Joe Scott	9	22	2	16	11th	lost in prelims (0-1)
2024-25	Joe Scott	4	27	1	19	11th	

MW 8 teams from 1999-05

MW 9 teams from 2006-11

MW 8 teams in 2011-12

MW 9 teams in 2012-13

MW 11 teams from 2013-Present

Changes on the way in Mountain West

Conference realignment is slated to hit the Mountain West in the 2026-27 season.

Departing the conference will be: Boise State, Colorado State, Fresno State, San Diego State, Utah State.

Joining the conference will be: Hawaii (as full member), Grand Canyon, UC Davis, UTEP and Northern Illinois (football-only).

MW in 2026-27

Air Force*

Grand Canyon^

Hawaii^

New Mexico*

Nevada

Northern Illinois**

UC Davis^^

UNLV*

UTEP^

San Jose State

Wyoming*

*Members since conference began in 1999-00.

^Joining in 2026-27 (Hawaii as full member).

^^Joining in 2026-27 in all MW sponsored sports except football.

**Joining in 2026-27 as a football-only member.

Record Book Watch

CAREER

Most Three's Made

- 285 Raymond Dudley 1988-89
- 249 Ethan Taylor 2021-25**

Most Three's Attempted

- 720 Raymond Dudley 1988-89
- 685 Ethan Taylor 2021-25**

Most Assists

- 447 Jeff Bowling 1986-90
- 427 Bob Djokovich 1974-78
- 391 Ethan Taylor 2021-25**

Points

- 1,374 Cliff Parsons 1966-69
- 1,320 Rick Simmons 1979-83
- 1,307 Antoine Hood 2002-06
- 1,301 Ethan Taylor 2021-25**

Most Games Started

- 120 Ethan Taylor 2021-25**

SEASON

Most Three's Made

- 105 Raymond Dudley 1988-89
- 91 Ethan Taylor 2024-25**
- 84 Ethan Taylor 2023-24**

MW SEASON

Most Three's Made

- 54 Ethan Taylor 2024-25**

AF Freshmen Records

Most Free Throws Made

- 113 Rytis Petraitis 2022-23
- 79 Otis Jones 1991-92
- 75 Raymond Dudley 1986-87
- 55 Kyle Marshall 2024-25**

Most Free Throws Attempted

- 161 Rytis Petraitis 2022-23
- 102 Michael Lockwood 1985-86
- 98 Otis Jones 1991-92
- 94 Raymond Dudley 1986-87
- 91 Tom Bellairs 1999-00
- 87 Kyle Marshall 2024-25**

Most Steals

- 41 Trevor Lyons 2014-15
- 38 Ethan Taylor 2021-22
- 34 Otis Jones 1991-92
- 32 Rodney Tention 1983-84
- 31 Vernard Jenkins 1999-00
- 30 Rytis Petraitis 2022-23
- 29 Kyle Marshall 2024-25**
- 29 Jeff Bowling 1986-87

Most Blocks

- 42 Lucas Moerman 2021-22
- 34 Corbin Green 2022-23
- 30 David Schuck 1997-98
- 23 Rytis Petraitis 2022-23
- 21 Kamryn Williams 2011-12
- 15 Kyle Marshall 2024-25**

Head Coach Joe Scott



Joe Scott enters year five of his second stint as head men's basketball coach at Air Force for the 2024-25 season.

Scott, who led the Air Force men's basketball program from 2001-04 to unprecedented heights, returns to the Academy to once again to lead the program,

announced on March 31, 2020, by Director of Athletics Nathan Pine.

A veteran of 31 years in the coaching ranks and 18 as a head coach, Scott returned to the Academy in 2020-21 after spending the previous two seasons as an assistant coach at Georgia. During his time at Georgia, Scott worked with freshman guard Anthony Edwards, who went on to become the top selection in the 2020 NBA Draft by the Minnesota Timberwolves.

Scott, who in 2013 was tabbed one of the nation's top-20 "Xs & Os" coaches in a survey of his peers by ESPN's Jeff Goodman, was also head coach at Princeton, his alma mater, for three campaigns and Denver for nine seasons.

Scott first came to the Academy in 2001, taking over a program that had not had a winning season in 22 years and led it to new levels of success. In just four seasons he led the Falcons to their only Mountain West regular season title, first NCAA tournament appearance in 42 years, a top 25 national ranking and a then-school-record 22 wins. He was named MW coach of the year, National Association of Basketball Coaches (NABC) coach of the year and finished fourth in the balloting for Associated Press national coach of the year in 2004. Scott compiled a 22-4 (.846) record at home over his final two seasons, including a 3-0 mark in 2003-

04. Attendance surged by more than 300 percent during his time leading the Falcons.

Scott was the head coach at Princeton from 2004-07. The Tigers finished first nationally in scoring defense in 2006-07 after being second in Scott's first two seasons.

From 2007-16, Scott was head coach at Denver where he inherited a program that was 4-25 and ranked 335th (of 336) in the NCAA RPI prior to his arrival. He led the program to a school-record 22 Division I victories in 2012 and 2013. In 2012, Scott was a finalist for the Hugh Durham Award as the nation's top mid-major head coach. In 2013, Denver shared the WAC regular-season title, earned a National Invitational Tournament (NIT) bid and secured its first postseason win ever. Within his first five years, Denver was a top 100 RPI team and a top 65 RPI team at the end of his sixth season. Denver was 75-15 (.833) at home over a six year stretch, including a 15-game home winning streak which tied as the ninth longest in the nation entering 2010-11. Denver also had the fifth largest attendance increase in the country in 2011-12.

Not afraid of difficult situations and rebuilding programs, Scott has a 235-240 career record in 16 seasons as a head coach while recruiting and coaching 29 all-league players (10 in the Mountain West, four in the Ivy League, six in the Western Athletic Conference, five in the Sun Belt and four in the Summit). His teams have been known for playing with tenacity, tempo and collective toughness. His teams showed continued improvement and developed a culture of winning.

Before breaking into the head coaching ranks, Scott was an assistant coach at Monmouth and at Princeton. While at Princeton, Scott helped the Tigers to five consecutive postseason appearances, with trips to the 1996, 1997 and 1998 NAAs and the 1999 and 2000 NITs. The Tigers won three Ivy League titles from 1996-98, including perfect 14-0 records in the final two seasons. Princeton upset defending national champion UCLA in the 1996

The Scott File

2003-04 Mountain West Coach of Year
2003-04 MW Champions (first and only at AF)
2003-04 NCAA Tournament Participant

Education

College: Princeton
B.A., History, 1987
Four-year letterman, 2x All-Ivy League PG

Hometown: Pelican Island, NJ
High School: Toms River East

Coaching Career (30th year/17th as HC)

Monmouth	
Assistant Coach	1991-92
Princeton	
Assistant Coach	1992-00
Air Force	
Head Coach	2000-04
Princeton	
Head Coach	2004-2007
Denver	
Head Coach	2007-16
Holy Cross	
Assistant Coach	2016-18
Georgia	
Assistant Coach	2018-20
Air Force	
Head Coach	2020-Present

NCAA Tournament and ranked as high as No. 7 nationally in 1998 en route to earning a No. 5 NCAA seed, the highest ever for an Ivy League team.

Scott spent two seasons on Bill Carmody's staff at Holy Cross. Carmody was an assistant coach at Princeton when Scott was a four-year letterwinner from 1983-87. Scott also served as an assistant coach along with Carmody under Pete Carril from 1992-96.

Scott was a three-year starter and two-time All-Ivy selection at point guard at Princeton. As a freshman, he helped the Tigers win the Ivy League title and reach the second round of the NCAA Tournament. Scott led Princeton in steals as a sophomore, junior and senior and still ranks No. 7 among the Tigers' career leaders with 144. Scott connected on what was then a school-record 59 3-pointers as a senior. He scored 809 points in 99 career outings which is an 8.2 career scoring average.

Scott earned his bachelor's degree in history from Princeton in 1987 and then secured his law degree from Notre Dame in 1990. He worked for the Morristown, N.J., law firm of Ribis, Graham & Curtin before beginning his coaching career.

A native of Pelican Island, N.J., Scott was a three-sport prep star (basketball, football and baseball) at Toms River East High. He has been inducted into four halls of fame – the Tom Rivers Schools Athletic Hall in 2004, both the NJSIAA and the Toms River Regional Schools Halls in 2005 and the Jersey Shore Sports Hall in 2013. Scott is married to the former Leah Spraragen, a 1992 Princeton graduate who was a four-year starter at point guard for the Tigers and was an assistant coach at Princeton, Dartmouth and Arizona State. The Scotts have two sons, Ben and Jack. Jack is a junior at Princeton and is a member of the basketball team.

Joe Scott Head Coaching Record				
Year	School	Record	Conf/Finish	
2000	Air Force	8-21	3-11/7th MW	
2002	Air Force	9-19	3-11/8th MW	
2003	Air Force	12-16	3-11/8th MW	
2004	Air Force	22-7	12-2/1st MW - 1st MW Title at AF - NCAA Round of 64	
	(4 years)	51-63	21-35	
2005	Princeton	15-13	6-8/6th Ivy	
2006	Princeton	12-15	10-4/2nd Ivy	
2007	Princeton	11-17	2-12/8th Ivy	
	(3 years)	38-45	18-14	
2008	Denver	11-19	7-11/5th Sun Belt - West	
2009	Denver	15-16	9-9/3rd Sun Belt - West	
2010	Denver	19-13	10-8/3rd Sun Belt - West	
2011	Denver	13-17	9-7/3rd Sun Belt - West	
2012	Denver	22-9	11-5/3rd Sun Belt - West	
2013	Denver	22-10	16-2/T1st - WAC - NIT Round of 16 (2nd round)	
2014	Denver	16-15	8-6/4th Summit League	
2015	Denver	12-18	6-10/T6th Summit League	
2016	Denver	16-15	7-9/6th Summit League	
	(9 years)	146-132		
2021	Air Force	5-20	3-17/10th MW wins over Nevada and Wyoming	
2022	Air Force	11-18	4-13/9th MW 10 freshmen on roster	
2023	Air Force	14-18	5-13/10th MW 3rd most Div. I non-conf. wins ever	
2024	Air Force	9-22	2-16/T10th MW	
2025	Air Force	4-27	1-19 MW	
	(5th/9th year)	94-168		
Total (20 yrs)		278-345		

Joe Scott vs. Opponents

OPPONENT	TOTAL	W	L	OPPONENT	TOTAL	W	L	OPPONENT	TOTAL	W	L
Air Force	1	0	1	Missouri	1	0	1	Utah State	17	5	12
Alabama A&M	1	1	0	Monmouth	2	1	1	Utah	9	3	6
Alaska-Anchorage	1	1	0	Montana	4	2	2	Utah Valley	1	1	0
Alcorn State	2	2	0	Montana State	1	1	0	UTEP	3	2	1
Arkansas State	13	9	4	Morgan State	1	1	0	VMI	2	2	0
Arkansas-Little Rock	9	2	7	Navy	4	2	2	Wake Forest	2	0	2
Arkansas-Pine Bluff	4	4	0	Nevada	8	1	7	Weber State	1	1	0
Army	1	1	0	New Mexico	19	8	11	Western Illinois	6	5	1
Auburn	1	0	1	New Mexico State	1	0	1	Western Kentucky	6	4	2
Belmont	5	2	3	New Orleans	8	4	4	William & Mary	1	1	0
Bethune-Cookman	1	1	0	North Carolina	1	0	1	Wisconsin-Milwaukee	2	1	1
Bowling Green	1	0	1	North Dakota State	10	2	8	Wright State	1	0	1
Boise State	11	1	10	North Alabama	1	0	1	Wyoming	30	10	20
Brown	6	2	4	North Texas	9	3	6	Yale	7	4	3
Bryant	1	0	1	Northern Arizona	2	1	1	Career	623	278	345
Bucknell	1	1	0	Northern Colorado	9	4	5				
BYU	9	2	7	Northern Iowa	4	1	3	MW	TOTAL	W	L
Cal	5	1	4	NW State	1	1	0	Boise State	11	1	10
Cal State Northridge	4	3	1	Oakland	2	0	2	Colorado State	26	7	19
Carnegie Mellon	1	0	1	Ohio	1	1	0	Fresno State	10	2	8
Central Connecticut St.	1	1	0	Oklahoma	1	0	1	Nevada	8	1	7
Charleston Southern	1	1	0	Omaha	9	7	2	New Mexico	19	8	11
The Citadel	1	1	0	Oral Roberts	4	2	2	San Jose State	12	4	8
Colorado	1	0	1	Oregon	1	0	1	San Diego State	16	3	13
Colorado State	27	7	20	Prairie View A&M	1	1	0	UNLV	19	4	15
Colgate	1	0	1	Penn	6	2	4	Utah State	17	5	12
Columbia	6	4	2	Penn State	1	0	1	Wyoming	30	10	20
Coppin State	1	1	0	Pepperdine	1	0	1	Overall MW Career	169	45	124
Cornell	7	2	5	Portland	4	1	3	Overall MW at AF	157	36	121
Davidson	2	1	1	Portland State	3	1	2	MW Regular Season	150	36	114
Dartmouth	6	3	3	Rice	2	1	1	MW Tournament	8	0	8
Delaware	2	1	1	Rutgers	3	1	2				
Denver	5	3	2	Sacramento State	1	0	1	Joe Scott vs. Ranked Opponents			
Drake	1	0	1	San Diego	1	1	0	11/17/01, #18 Wake Forest	L, 44-84		
Drexel	1	0	1	San Diego State	16	3	13	11/14/01, #8 Missouri	L, 58-86		
Duke	1	0	1	San Jose State	12	4	8	12/1/01, #24 Fresno St.	L, 52-68		
East Central (Okla)	1	1	0	Santa Clara	2	1	1	3/18/04, #18 North Carolina	L, 52-63		
Eastern Washington	2	0	2	Savannah State	2	2	0	11/12/04, #6 Syracuse	L, 45-56		
Fort Wayne	7	2	5	Seattle	4	3	1	1/5/05, #5 Duke	L, 46-59		
Fresno State	10	2	8	Seton Hall	1	0	1	12/17/05, #16 Wake Forest	L, 42-61		
Florida Atlantic	6	3	3	South Alabama	8	5	3	11/26/11, #18 Cal	L, 59-80		
Florida International	7	5	2	South Carolina	1	0	1	1/4/22, #20 Colorado St.	L, 59-67		
Georgia Southern	2	2	0	South Carolina State	1	0	1	1/22/22, #23 Colorado St.	L, 53-73		
Grambling State	1	1	0	South Dakota	10	7	3	2/19/22, #22 Wyoming	L, 65-73		
Harvard	7	4	3	South Dakota State	10	4	6	1/27/23, #25 New Mexico	L, 73-81		
Haverford	1	1	0	Southern	1	1	0	2/6/24, #24 San Diego St.	L, 64-77		
Holy Cross	2	2	0	Southern Mississippi	2	1	1	3/1/24, #22 Utah State	L, 60-72		
Houston	1	1	0	Southern Utah	1	1	0	0-14			
Idaho	2	2	0	Stanford	4	0	4				
Idaho State	2	2	0	Stetson	1	1	0				
Iona	2	1	1	St. Francis	1	1	0				
IUPUI	6	2	4	St. Joseph's	1	1	0				
Jacksonville State	1	1	0	St. Mary's	3	1	2				
Lafayette	3	2	1	Stony Brook	1	1	0				
Lamar	3	2	1	Syracuse	1	0	1				
Lehigh	3	2	1	Tarleton State	2	1	1				
Liberty	2	2	0	Temple	2	0	2				
Lindenwood	1	1	0	Tennessee Tech	2	0	2				
Lipscomb	1	1	0	Texas Southern	1	1	0				
LIU	2	1	1	Texas State	3	2	1				
Long Beach State	1	0	1	Texas-Arlington	4	3	1				
Louisiana Tech	2	1	1	Texas-Rio Grande Valley	4	1	3				
Louisiana-Lafayette	10	5	5	Texas-San Antonio	2	2	0				
Louisiana-Monroe	10	8	2	Texas A&M-Commerce	1	0	1				
Louisville	1	0	1	Texas A&M-Corpus Christi	6	6	0				
Loyola (Ill.)	1	0	1	Troy	5	2	3				
Loyola (Md.)	1	1	0	Tulane	1	1	0				
Miami (Ohio)	1	0	1	Tulsa	1	1	0				
Manhattan	1	1	0	UAB	1	0	1				
Marshall	1	1	0	UC Irvine	1	0	1				
Maryland	1	0	1	UC Riverside	2	1	1				
Mercer	2	1	1	UC Santa Barbara	1	0	1				
Mercyhurst	1	1	0	UNLV	19	4	15				
Middle Tennessee	7	3	4	USC-Upstate	1	1	0				
Mississippi Valley State	1	0	0								

The Last Time ...

IN THE RANKINGS (Listed AP/ESPN-USA Today Coaches Poll)

Air Force was ranked	Feb. 26, 2007, AP (25th) Feb. 26, 2007, ESPN/USA Today (20th)
Air Force faced a ranked opponent	March 1, 2024 vs. No. 22/23 Utah State: AF lost 72-60
Air Force defeated a ranked opponent	March 9, 2013 vs. No. 12/11 New Mexico: AF won 89-88 at USAFA
Air Force lost to a ranked opponent	March 1, 2024 at No. 22/23 Utah State: AF lost 72-60
Air Force defeated a ranked opponent at home	March 9, 2013 vs. No. 12/11 New Mexico: AF won 89-88 at USAFA
Air Force defeated a ranked opponent on the road	Never
Air Force faced a top 10 ranked opponent	March 5, 2020 vs. No. 5/5 San Diego State: AF lost 73-60 at MW quarterfinals in Las Vegas, Nev.

OVERTIME / THE LAST SECOND

Air Force won an overtime game	Feb. 22, 2025 vs. Fresno State: Air Force won 72-69 in OT
Air Force lost an overtime game	Jan. 22, 2025 vs. San Diego State: AF lost 77-76 in OT
Air Force won a buzzer-beater (or within last 5 seconds)	Jan. 26, 2019 at SJSU: AF won on a Chris Joyce three with 5 seconds left in 73-71 in 2OT in San Jose, Calif.
Air Force lost a buzzer-beater (or within last 5 seconds)	Jan. 22, 2025 vs. SDSU: AF lost 77-76 as Wayne McKinney III made a buzzer-beating layup as time expired

DOUBLE-FIGURE SCORING

Air Force had one in double figures	March 8, 2025, vs. Utah State: Will Cooper (16)
Air Force had two in double figures	Feb. 25, 2025 vs. Colorado State: Ethan Taylor (13), Caleb Walker (11)
Air Force had three in double figures	March 1, 2025, at New Mexico: Caleb Walker (16), Will Cooper (14), Chase Beasley (10)
Air Force had four in double figures	Nov. 15, 2024 vs. Belmont: Walker (17), Taylor (15), Duskin (13), Mills (12)
Air Force had five in double figures	Feb. 1, 2025, at San Jose State: Taylor (15), Kearney (13), Celichowski (10), Marshall (10), Walker (10)
Air Force had six in double figures	Jan. 16, 2020, vs. UNLV: R. Swan (22), C. Morris (19), AJ Walker (15), C. Joyce (14), L. Scottie (14), Akaya (10)
Air Force had five starters in double figures	Nov. 14, 2017, vs. Canisius: L. Scottie (18), R. Manning (15), F. Toohey (13), J. Van (13), T. Lyons (12)
Air Force had two players with 20-plus points	Jan. 22, 2025, vs. San Diego State: Wesley Celichowski (22), Ethan Taylor (21)

INDIVIDUAL SCORING

Air Force player had 20 or more points	Feb. 22, 2025 vs. Fresno State	Will Cooper (21)
Air Force player had 20 or more points in a half	Jan. 17, 2023 vs. Wyoming	Beau Becker (20 - 2nd half)
Air Force player had 30 or more points	Nov. 4, 2024 vs. North Alabama	Ethan Taylor (30)
Air Force player had 40 or more points	Feb. 16, 2013 vs. Colorado State	Michael Lyons (45)
Opponent player had 20 or more points	March 1, 2025 at New Mexico	Donovan Dent (23)
Opponent player had 30 or more points	Jan. 2, 2024 at Utah State	Great Osobor (31)
Opponent player had 40 or more points	Dec. 2, 2024 vs. Miami (Ohio)	Peter Suder (42)

INDIVIDUAL THREE'S

Air Force player had 7 or more three's	Nov. 24, 2024 vs. Mercyhurst	Ethan Taylor (7)
Air Force player had 6 or more three's	Feb. 22, 2025 vs. Fresno State	Will Cooper (6)
Air Force player had 5 or more three's	March 4, 2025 vs. Boise State	Ethan Taylor (5)

INDIVIDUAL REBOUNDING

Air Force player had 10 or more rebounds	Feb. 1, 2025 at San Jose State	Kyle Marshall (12)
Air Force player had 15 or more rebounds	Nov. 6, 2023 vs. Portland State	Kellan Boylan (15)
Air Force player had 20 or more rebounds	Nov. 29, 1978 vs. Washburn (KS)	Randy Gricius (21)
Opponent player had 10 or more rebounds	Nov. 7, 2024 vs. Jacksonville State	Michael Houge (11)

INDIVIDUAL ASSISTS

Air Force player had five-plus assists	March 1, 2025 at New Mexico	Kyle Marshall (9)
Air Force player had 10-plus assists	Nov. 24, 2024 vs. Mercyhurst	Jeffrey Mills (10)

INDIVIDUAL BLOCKS

Air Force player had three-plus blocks	Jan. 28, 2025 vs. Colorado State	Wesley Celichowski (3)
Air Force player had four-plus blocks	Nov. 22, 2023 vs. VMI	Beau Becker (4)
Air Force player had five-plus blocks	Nov. 30, 2022 vs. UAPB	Corbin Green (6)

INDIVIDUAL STEALS

Air Force player had five-plus steals	Feb. 10, 2024 vs. Fresno State	Rytis Petraitis (5)
Air Force player had seven steals	Nov. 20, 2013, vs. Colorado Christian	Max Yon (7)

DOUBLE DOUBLE

Air Force player had a double-double (points-rebounds)	Feb. 1, 2025 at San Jose State	Kyle Marshall (10 pts, 12 reb)
Air Force player had a double-double (points-assists)	Feb. 6, 2018, vs. Colorado St.	Trevor Lyons (10 pts, 10 ast)
Air Force had two players with a double-double	Feb. 26, 2020, vs. New Mexico	Ryan Swan (14 pts, 11 reb) Sid Tomes (10 pts, 10 reb)

TRIPLE DOUBLE

Air Force player had a triple double (point-rebound-assists)	Jan. 24, 2024 vs. UNLV	Rytis Petraitis (18P, 13R, 11A)
--	------------------------	---------------------------------

The Last Time ...

SCORING

Air Force scored 100 or more points	Dec. 31, 2019 vs. UC Riverside	AF (105) - AF won 105-56
Air Force scored 90 or more points	Jan. 24, 2024 vs. UNLV	AF (90) - AF won 90-58
Air Force scored 80 or more points	Nov. 24, 2024 vs. Mercyhurst	AF (82) - AF won 82-48
Air Force scored fewer than 50 points	March 8, 2025 vs. Utah State	AF (47) - AF lost 87-47
Opponent scored 100 or more points	Dec. 7, 2019 vs. Nevada	Nevada (100) - AF lost 100-85
Opponent scored 90 or more points	March 1, 2025 at New Mexico	UNM (92) - AF lost 92-71
Opponent scored fewer than 50 points	Nov. 24, 2023 vs. Mercyhurst	Mercyhurst (48) - AF won 82-48
Opponent scored fewer than 40 points	Nov. 30, 2014 vs. Grambling State	GSU (34) - AF won 59-34

REBOUNDING

Air Force had more than 50 rebounds	Jan. 7, 2020 vs. Utah State	AF (50)
Air Force had more than 40 rebounds	Nov. 30, 2024 vs. Wright State	AF (40)
Air Force had fewer than 25 rebounds	March 8, 2025 at Utah State	AF (23)
Opponent had more than 50 rebounds	Jan. 26, 2019 vs. San Jose St.	SJSU (56)
Opponent had more than 40 rebounds	Feb. 18, 2025 at Wyoming	WYO (40)
Opponent had fewer than 25 rebounds	Nov. 30, 2024 vs. Wright State	WSU (24)

ASSISTS

Air Force had more than 20 assists	Nov. 24, 2024 vs. Mercyhurst	AF (26)
Air Force had more than 15 assists	March 1, 2025 at New Mexico	AF (17)
Air Force had fewer than 10 assists	Feb. 1, 2025 at San Jose State	AF (9)

BLOCKS

Air Force had more than 7 blocks	Feb. 21, 2024 vs. UNLV	AF (8)
Air Force had more than 5 blocks	Nov. 7, 2024 vs. Jacksonville State	AF (6)

STEALS

Air Force had more than 10 steals	Dec. 31, 2024 vs. UNLV	AF (13)
Air Force had fewer than 5 steals	March 8, 2025 at Utah State	AF (3)

FIELD GOALS

Air Force had more than 40 field goals made	Jan. 16, 2019 vs. UNLV	AF (40)
Air Force had more than 30 field goals made	Jan. 24, 2024 vs. Mercyhurst	AF (31)
Air Force had fewer than 20 field goals made	March 8, 2025 at Utah State	AF (17)
Air Force had more than 70 field goal attempts	Jan. 11, 2020 at New Mexico	AF (71)
Air Force had more than 60 field goal attempts	Feb. 22, 2025 vs. Fresno State	AF (63)
Air Force had fewer than 40 field goal attempts	Jan. 8, 2025 at San Diego State	AF (36)
Air Force shot over 60 percent from the field	Nov. 24, 2024 vs. Mercyhurst	AF (.646)
Air Force shot over 50 percent from the field	Jan. 4, 2025 vs. Wyoming	AF (.565)
Air Force shot less than 30 percent from the field	Jan. 21, 2020 at Utah State	AF (.294)

3-POINT FIELD GOALS

Air Force had more than 15 three-point field goals	Dec. 4, 2019 at Wyoming	AF (17)
Air Force had more than 10 three-point field goals	Feb. 22, 2025 at Fresno State	AF (15)
Air Force had fewer than five three-point field goals	Feb. 25, 2025 vs. Colorado State	AF (4)
Air Force did not make a three-point field goal	Nov. 21, 2009 vs. Northern Colorado	AF (0)
Air Force had more than 30 three-point field goal attempts	Feb. 22, 2025 at Fresno State	AF (40)
Air Force had fewer than 10 three-point field goal attempts	Jan. 29, 2014 at Boise State	AF (6)
Air Force shot over 50 percent on three-pointers	Nov. 24, 2024 vs. Mercyhurst	AF (.714)
Air Force shot over 40 percent on three-pointers	Jan. 11, 2025 at San Jose State	AF (.407)
Air Force shot less than 25 percent on three-pointers	March 8, 2025 at Utah State	AF (.231)

FREE THROWS

Air Force had more than 30 free throws made	Nov. 14, 2017 vs. Canisius	AF (38)
Air Force had more than 20 free throws made	Jan. 22, 2025 vs. San Diego State	AF (30)
Air Force had fewer than 10 free throws made	March 8, 2025 at Utah State	AF (7)
Air Force had more than 30 free throw attempts	Jan. 22, 2025 vs. San Diego State	AF (44)
Air Force had more than 20 free throw attempts	Jan. 8, 2025 at San Diego State	AF (22)
Air Force had fewer than 10 free throw attempts	Jan. 11, 2025 vs. San Jose State	AF (6)
Air Force had fewer than five free throw attempts	March 1, 2024 at Utah State	AF (5)
Air Force shot 100 percent on free throws	Dec. 28, 2022 vs. San Diego State	AF 1.000 percent (5-for-5)
Air Force shot over 90 percent on free throws	Feb. 3, 2024 at Boise State	AF .900 percent (10-for-11)
Air Force shot less than 50 percent on free throws	March 4, 2025 vs. Boise State	AF .444 percent (8-for-18)

FOULS

Air Force had more than 20 fouls	March 4, 2025 vs. Boise State	AF (25)
Air Force had fewer than 10 fouls	Nov. 22, 2023 vs. VMI	AF (9)
Air Force had fewer than five fouls		

TURNOVERS

Air Force had more than 20 turnovers	Dec. 7, 2024 vs. Stony Brook	AF (22)
Air Force had fewer than 10 turnovers	Jan. 17, 2025 at Fresno State	AF (9)
Air Force had fewer than five turnovers	Dec. 9, 2022 vs. Arkansas State	AF (5)

Starting Lineups

Guard	Guard	Guard	Forward	Center	Total	Games	Record
Taylor	Mills	Brown	Kearney	Celichowski	1	1	0-1
Taylor	Mills	Duskin	Kearney	Celichowski	2	2-3	1-1
Taylor	Mills	Duskin	Brown	Celichowski	6	4-9	1-5
Taylor	Mills	Marshall	Brown	Celichowski	3	10-12	1-2
Taylor	Mills	Marshall	Kearney	Celichowski	9	13, 19-26	0-9
Taylor	Mills	Marshall	Kearney	Walker	5	14-18	0-5
Taylor	Mills	Beasley	Kearney	Celichowski	4	27-29, 31	1-3
Taylor	Mills	Brown	Beasley	Becker	1	30	0-1

Margin of Victory/Defeat

Margin	1	2	3	4	5	6	7	8	9	10	11-15	16-19	20-24	25+
Wins			1			1		1						1
Losses	1	1			2	1	2	1	3		4	3	4	5

Team Notes

Biggest Lead.....	34, Mercyhurst 11/24 (MW).....	12, twice
Biggest Deficit	29, N. Alabama 11/4 (MW).....	47, Utah St. 3/8
Biggest Lead/Win	34, Mercyhurst 11/24 (MW).....	9, Fresno State 2/22
Biggest Lead/Loss	17, Sacramento State 11/27 (MW).....	12, twice
Biggest Deficit Overcome	11, Jax St. 11/7 (MW).....	4, Fresno State 2/22
Biggest Halftime Lead....	11, Sacramento State 11/27 (MW).....	3, twice
Biggest Halftime Deficit	21, N. Alabama 11/4 (MW).....	27, Utah St. 3/8
Most Points Half	51, twice (MW).....	41, Fresno State 1/17
Most Pts Allowed Half	44, Miami (Ohio) 12/2 (MW).....	54, New Mexico 2/8
Fewest Points Half	22, twice (MW).....	14, San Diego State 1/8
Fewest Pts Allowed Half..	22, Sacramento St. 11/27 (MW).....	29, SJSU 1/11

Individual Highs

10-Plus Points	24-25	Career
Ethan Taylor	23	62
Luke Kearney	12	15
Wesley Celichowski	11	11
Caleb Walker	9	9
Kyle Marshall	8	8
Jeffrey Mills	4	21
Will Cooper	4	4
Beau Becker	1	32
Chase Beasley	1	3
Sam Duskin	1	1
Byron Brown	-	5

20-Plus Points	24-25	Career
Ethan Taylor	7	12
Wesley Celichowski	2	2
Will Cooper	1	1
Luke Kearney	1	1
Kyle Marshall	1	1
Beau Becker	-	6
Jeffrey Mills	-	1

10-Plus Rebounds	24-25	Career
Ethan Taylor	3	7
Kyle Marshall	2	2
Byron Brown	1	1
Luke Kearney	1	1
Beau Becker		1

10-Plus Assists	24-25	Career
Jeffrey Mills	1	1
Ethan Taylor		1

Points Leader*

	24-25	Career
Ethan Taylor	14	31
Wesley Celichowski	6	6
Luke Kearney	5	5
Will Cooper	2	2
Caleb Walker	2	2
Jeffrey Mills	1	6
Kyle Marshall	1	1
Beau Becker		11
Chase Beasley		1

Rebounds Leader*

	24-25	Career
Ethan Taylor	14	30
Kyle Marshall	11	11
Caleb Walker	4	4
Jeffrey Mills	3	6
Chase Beasley	2	2
Yoda Oke	2	2
Byron Brown	1	2
Wesley Celichowski	1	1
Luke Kearney	1	1
Beau Becker		13

Assists Leader*

	24-25	Career
Ethan Taylor	18	49
Jeffrey Mills	7	31
Kyle Marshall	6	6
Caleb Walker	6	6
Byron Brown	4	4
Wesley Celichowski	3	3
Luke Kearney	1	1
Yoda Oke	1	1
Beau Becker		4
Chase Beasley		1

*- Includes ties

Miscellaneous

Double-Doubles	24-25	Career
Ethan Taylor	3	6
Luke Kearney	1	1
Marshall	1	1

Triple-Doubles

	24-25	Career
Ethan Taylor (P-R-A)		1

Multiple players in double figures

# of Players	#	Most Recent
One Player	7	Utah State
Two Players	9	Colorado State
Three Players	12	New Mexico
Four Players	2	Belmont
Five Players	1	San Jose State

Air Force Record when...

Leading at the half.....	2-6
Trailing at the half	2-21
Tied at the half.....	0-0

Leading with 10:00 remaining.....	3-1
Trailing with 10:00 remaining	1-26
Tied with 10:00 remaining	0-0

Leading with 5:00 remaining	4-4
Trailing with 5:00 remaining	0-23
Tied with 5:00 remaining.....	0-0

Overtime games	0-1
----------------------	-----

Air Force out-rebounds opponent.....	1-7
Air Force out-rebounded.....	3-19
Rebounds tied	0-1

Air Force commits more TOs.....	2-20
Opponent commits more TOs.....	2-5
Turnovers tied	0-2

Air Force out-shoots opponent.....	3-4
Air Force out-shot by opponent	1-23
FG percentage tied.....	0-0

Air Force scores less than 50:	0-2
Air Force scores 50-59.....	0-11
Air Force scores 60-69.....	1-10
Air Force scores 70-79.....	2-4
Air Force scores 80-89.....	1-0
Air Force scores 90-99.....	0-0
Air Force scores 100 or more.....	0-0

Air Force allows less than 50:	0-1
Air Force allows 50-59.....	0-0
Air Force allows 60-69.....	3-6
Air Force allows 70-79.....	0-15
Air Force allows 80-89.....	0-5
Air Force allows 90-99.....	0-1
Air Force allows 100 or more.....	0-0

In November	2-6
In December.....	1-4
In January.....	0-8
In February.....	1-6
In March	0-3

On Monday.....	0-4
On Tuesday.....	0-8
On Wednesday.....	0-3
On Thursday	1-1
On Friday	0-2
On Saturday.....	2-9
On Sunday	1-0

Black Uni's	0-4
Blue Uni's.....	1-11
White Uni's.....	3-12

Game-By-Game Leaders

Opponent	Date	Score	Points	Rebounds	Assists	Steals	Blocks
North Alabama	11/4	57-73	30 - Taylor	8 - Taylor	4 - Mills	1 - Kearney, Taylor	2 - Celichowski
Jacksonville State	11/7	73-67	23 - Taylor	10 - Taylor	6 - Taylor	2 - Taylor	2 - Walker
LIU	11/11	54-63	19 - Celichowski	4 - 3 players	4 - Taylor	3 - Taylor	3 - Celichowski
Belmont	11/15	71-79	17 - Walker	10 - Taylor	7 - Taylor	2 - Duskin	1 - Marshall
Cal	11/21	69-78	23 - Taylor	5 - Marshall	3 - Marshall, Mills, Taylor	3 - Marshall	3 - Brown
Mercyhurst	11/24	82-48	21 - Taylor	10 - Taylor	10 - Mills	2 - Duskin	1 - Duskin, Kearney
Sacramento State	11/27	61-63	19 - Mills	8 - Taylor	5 - Brown, Taylor	2 - Duskin, Taylor	2 - Walker
Wright State	11/30	57-70	15 - Celichowski	11 - Brown	3 - Taylor	1 - Kearney, Mills, Taylor	2 - Walker
Miami (Ohio)	12/2	60-73	16 - Kearney	5 - Mills	5 - Taylor	2 - Taylor	1 - Marshall, Taylor, Walker
Stony Brook	12/7	69-61	22 - Celichowski	8 - Taylor	6 - Taylor	3 - Marshall, Taylor	2 - Taylor
Northern Colorado	12/16	76-81	23 - Marshall	4 - Taylor	2 - Walker	3 - Mills	1 - Marshall
Boise State	12/21	59-77	16 - Kearney	6 - Walker	5 - Taylor	2 - Marshall	1 - Taylor
UNLV	12/31	58-77	14 - Taylor	9 - Kearney	2 - 3 players	4 - Taylor	1 - Walker
Wyoming	1/4	65-70	19 - Celichowski	7 - Taylor	8 - Taylor	3 - Taylor	1 - Celichowski
San Diego State	1/8	38-67	11 - Taylor	5 - Taylor	2 - Walker	3 - Taylor	2 - Brown
San Jose State	1/11	62-69	16 - Taylor	5 - Marshall	6 - Taylor	3 - Taylor	3 - Celichowski
Nevada	1/14	62-68	22 - Taylor	8 - Marshall	5 - Marshall	4 - Marshall	1 - Cooper
Fresno State	1/17	65-74	20 - Kearney	11 - Kearney	6 - Taylor	2 - Taylor	1 - Cooper, Marshall
San Diego State	1/22	76-77	22 - Celichowski	11 - Marshall	3 - Brown, Oke	1 - Kearney, Mills, Taylor	1 - Celichowski
Utah State	1/25	58-87	18 - Taylor	6 - Taylor	5 - Walker	3 - Brown	3 - Marshall
Colorado State	1/28	58-79	22 - Taylor	6 - Marshall, Walker	3 - Celichowski, Taylor	2 - Taylor	3 - Celichowski
San Jose State	2/1	64-75	15 - Taylor	12 - Marshall	2 - 3 players	2 - Mills	1 - 3 players
Nevada	2/4	60-74	15 - Taylor	6 - Marshall, Taylor	3 - Marshall, Taylor	2 - Kearney	1 - 3 players
New Mexico	2/8	53-88	12 - Kearney	6 - Marshall, Oke	6 - Marshall	2 - Kearney, Taylor	2 - Celichowski
UNLV	2/11	52-77	17 - Kearney	6 - Kearney	2 - 4 players	2 - Taylor	1 - 3 players
Wyoming	2/18	62-69	16 - Celichowski	7 - Marshall	3 - Mills, Taylor	1 - three players	1 - 3 players
Fresno State	2/22	72-69	21 - Cooper	8 - Taylor	8 - Taylor	3 - Beasley, Taylor	2 - Celichowski
Colorado State	2/25	55-77	13 - Taylor	7 - Walker	3 - Kearney, Mills	3 - Kearney	1 - Beasley
New Mexico	3/1	71-92	16 - Cooper	7 - Beasley, Walker	9 - Marshall	3 - Walker	2 - Beasley
Boise State	3/4	57-80	16 - Taylor	8 - Beasley	5 - Taylor	2 - Taylor	1 - Cooper, Gatete
Utah State	3/8	47-87	16 - Cooper	3 - 5 players	4 - Walker	2 - Marshall	-

Points-Rebounds-Assists

Opponent	Date	Score	2 AJ Patterson	3 Luke Kearney	5 Ethan Taylor	6 Will Cooper	10 Caleb Walker	11 Byron Brown	13 Chase Beasley	14 Beau Becker	20 Yoda Oke	22 Sam Springer	23 Sam Duskin	24 Jeffrey Mills	35 Kyle Marshall	51 Wesley Celichowski
North Alabama	11/4	57-73	-	5-2-1^	30-8-1^	-	12-7-2	2-4-0^	-	0-1-1	-	0-0-0	0-0-2	1-4-4^	2-1-1	5-3-1^
Jacksonville State	11/7	73-67	-	13-1-2^	23-10-6^	-	10-4-4	0-0-0	-	-	-	-	0-4-0^	18-5-4^	7-1-0	2-2-3^
LIU	11/11	54-63	-	2-1-1^	10-4-4^	-	2-2-1	2-2-1	-	-	-	-	6-3-0^	2-2-1^	11-4-1	19-4-1^
Belmont	11/15	71-79	-	0-2-0	15-10-7^	-	17-6-1	2-2-2^	-	-	-	-	13-3-2^	12-4-6^	2-2-1	8-1-3^
Cal	11/21	69-78	-	14-2-0	23-3-3^	-	3-4-1	5-1-1^	-	-	-	-	0-0-0^	7-3-3^	5-5-3	12-1-2^
Mercyhurst	11/24	82-48	0-0-1	12-1-2	21-10-4^	4-1-0	6-5-2	6-3-0^	-	-	-	4-0-0	7-4-2^	8-3-10^	0-2-2	14-3-2^
Sacramento State	11/27	61-63	-	4-4-0	11-8-5^	-	7-6-2	2-6-5^	-	-	-	-	6-2-0^	19-4-1^	5-2-0	7-2-1^
Wright State	11/30	57-70	-	9-3-0	11-4-3^	4-5-0	9-4-2	5-11-2^	-	-	-	-	0-0-0^	4-8-2^	0-1-0	15-3-0^
Miami (Ohio)	12/2	60-73	-	16-4-1	12-2-5^	0-0-0	11-2-2	4-3-3^	-	-	-	-	0-0-0^	8-5-3^	7-1-0	2-0-0^
Stony Brook	12/7	69-61	-	2-1-0	17-8-6^	0-3-1	14-2-0	3-0-2^	-	-	-	0-0-0	0-0-0	4-2-3^	7-6-3^	22-4-1^
Northern Colo.	12/16	76-81	0-2-0	7-3-0	2-4-1^	7-0-1	10-2-2	5-1-1^	-	-	-	8-1-0	0-0-0	2-3-0^	23-2-0^	12-2-0^
Boise State	12/21	59-77	0-0-0	16-1-2	3-1-5^	0-0-1	7-6-0	2-0-0^	-	-	-	8-3-0	-	2-3-1^	13-3-1^	8-1-0^
UNLV	12/31	58-77	0-0-0	4-9-1^	14-8-1^	0-0-1	3-2-2	0-0-2	-	5-1-1	2-1-0	9-2-0	0-0-0	6-1-1^	11-5-0^	4-0-2^
Wyoming	1/4	65-70	-	7-0-0^	10-7-8^	-	5-0-1^	5-1-2	-	1-1-0	-	4-2-0	0-1-1	6-2-1^	8-1-1^	19-4-1
San Diego State	1/8	38-67	0-0-0	9-1-1^	11-5-1^	2-1-0	2-3-2^	1-4-1	-	0-0-0	0-1-0	2-3-0	2-2-0	0-1-1^	6-1-0^	3-1-0
San Jose State	1/11	62-69	-	2-3-0^	16-2-6^	10-3-0	3-1-1^	0-3-4	-	9-1-1	-	4-1-0	-	5-2-2^	6-5-2^	7-2-0
Nevada	1/14	62-68	-	3-1-0^	22-6-1^	5-3-0	2-3-1^	0-1-3	-	-	-	5-2-0	-	9-0-3^	12-8-5^	4-3-2
Fresno State	1/17	65-74	-	20-11-1^	16-4-6^	3-2-1	5-5-0^	0-0-0	-	0-0-0	-	0-0-0	-	3-8-1^	13-4-4^	5-1-0
San Diego State	1/22	76-77	-	14-4-2^	21-8-1^	-	7-1-0	0-0-3	-	-	2-5-3	-	-	4-3-2^	6-11-0^	22-2-0^
Utah State	1/25	58-87	0-0-0	9-1-0^	18-6-3^	0-1-0	9-2-5	3-2-0	-	1-1-0	5-3-0	0-0-0	0-0-0	4-4-4^	9-5-2^	0-1-2^
Colorado State	1/28	58-79	-	7-4-0^	22-4-3^	-	2-0-0	2-1-0	-	0-1-0	1-4-0	3-1-1	-	9-6-0^	7-6-1^	5-1-3^
San Jose State	2/1	64-75	-	13-2-1^	15-5-1^	-	10-4-1	1-0-0	-	0-0-0	4-2-0	0-0-0	-	1-4-2^	10-12-2^	10-3-2^
Nevada	2/4	60-74	-	11-4-1^	15-6-3^	-	4-2-1	6-2-2	-	-	0-1-1	0-0-0	-	6-1-2^	5-6-3^	13-5-1^
New Mexico	2/8	53-88	1-1-0	12-3-2^	8-5-2^	0-1-0	4-0-0	0-1-0	-	2-1-1	6-6-1	3-1-0	0-1-0	5-4-2^	5-6-6^	7-2-0^
UNLV	2/11	52-77	2-1-0	17-6-1^	6-3-2^	3-3-0	0-0-2	6-1-2	-	1-1-1	0-1-0	2-1-0	4-1-0	4-3-2^	2-2-0^	5-3-1^
Wyoming	2/18	62-69	-	8-3-2^	3-5-3^	3-2-1	3-2-1	2-1-0	-	10-1-1	0-0-0	-	-	7-3-3^	10-7-1^	16-2-0^
Fresno State	2/22	72-69	-	19-4-3^	7-8-8^	21-1-1	0-1-0	0-0-0	3-4-4^	5-1-1	-	-	-	13-4-1^	-	4-3-2^
Colorado State	2/25	55-77	-	9-3-3^	13-3-2^	9-2-0	11-7-0	4-0-0	1-3-2^	0-0-0	0-0-0	-	0-0-0	2-3-3^	-	6-1-1^
New Mexico	3/1	71-92	-	8-3-1^	7-2-1^	14-4-0	16-7-1	0-0-0	10-7-3^	0-0-0	-	-	-	3-0-2^	7-6-9	6-1-0^
Boise State	3/4	57-80	0-0-2	0-0-0	16-4-5^	7-0-0	2-5-0	6-2-1^	6-8-0^	6-1-0^	5-6-1	3-0-0	0-1-0	3-1-3^	0-1-0	3-0-0
Utah State	3/8	47-87	4-2-0	3-0-0^	3-3-2^	16-1-0	4-3-4	2-2-0	0-1-0^	0-0-0	5-3-0	-	-	0-3-3^	4-3-1	3-3-2^

2024-25 Game-By-Game Comparison

Teams	Score	By Half		FG-FGA	Pct.	3G-3GA	Pct.	FT-FTA	Pct.	Rebounds				Scoring By		
		(1-2-OT)								O-D-T	FL-D	AS	TO	ST	BL	Starters
North Alabama	73	43-30	27-58	.466	15-29	.517	4-9	.444	5-26-31	19-1	13	6	6	3	55	18
Air Force	57	22-35	18-46	.391	9-26	.346	12-17	.706	6-27-33	12-0	13	14	2	4	43	14
Jacksonville State	67	30-37	23-54	.426	6-20	.300	15-19	.789	12-25-37	21-1	9	14	3	2	52	15
Air Force	73	22-51	26-54	.481	12-31	.387	9-16	.563	8-22-30	19-0	19	9	5	6	56	17
LIU	63	36-27	22-56	.393	6-18	.333	13-19	.684	16-23-39	25-2	11	10	5	0	39	24
Air Force	54	27-27	14-39	.359	4-20	.200	22-28	.786	5-19-24	17-1	10	12	7	5	39	15
Belmont	79	37-42	24-55	.436	13-31	.419	18-24	.540	12-24-36	23-0	18	8	2	2	57	22
Air Force	71	32-39	25-54	.463	7-25	.280	14-22	.636	9-23-32	21-0	22	10	4	1	50	21
Cal	78	35-43	28-52	.538	4-13	.308	18-27	.667	13-21-34	16-1	8	15	9	4	46	32
Air Force	69	27-42	26-51	.510	11-24	.458	6-11	.545	7-17-24	22-2	13	16	8	4	47	22
Mercyhurst	48	24-24	17-51	.333	4-21	.190	10-14	.714	5-13-18	13-0	9	6	7	5	31	17
Air Force	82	31-51	31-48	.646	15-21	.714	5-9	.556	6-32-38	15-0	26	12	4	2	56	26
Sacramento State	63	22-41	22-56	.393	9-21	.429	10-14	.714	10-29-39	27-2	13	12	4	3	49	14
Air Force	61	33-28	18-52	.346	8-28	.286	17-29	.586	8-28-36	19-0	14	6	5	4	45	16
Wright State	70	36-34	27-52	.519	9-20	.450	7-12	.583	2-22-24	18-1	17	7	8	1	46	24
Air Force	57	23-34	21-53	.396	5-20	.250	10-15	.667	13-27-40	17-0	9	15	3	3	35	22
Miami (Ohio)	73	29-44	30-53	.566	4-13	.308	9-15	.600	7-25-32	14-1	12	9	7	2	58	15
Air Force	60	30-30	23-47	.489	10-22	.455	4-13	.308	4-19-23	12-1	14	13	5	3	26	34
Stony Brook	61	23-38	22-29	.373	3-21	.143	14-17	.824	14-16-30	18-1	12	17	8	2	59	2
Air Force	69	27-42	24-42	.571	6-18	.333	15-19	.789	4-25-29	15-0	16	22	9	4	53	16
Northern Colorado	81	41-40	28-53	.528	5-13	.385	20-23	.870	7-32-39	25-3	12	13	0	1	63	18
Air Force	76	26-50	28-55	.509	1-18	.056	19-33	.576	4-19-23	19-0	5	6	8	1	44	32
Boise State	77	32-45	29-54	.537	3-13	.231	16-21	.762	10-20-30	16-0	14	12	6	1	63	14
Air Force	59	31-28	23-42	.548	7-15	.467	6-13	.462	3-18-21	21-0	10	18	4	1	28	31
UNLV	77	38-39	28-49	.571	9-16	.563	12-23	.522	7-30-37	15-0	9	17	10	2	57	20
Air Force	58	26-32	19-57	.333	8-35	.229	12-20	.600	12-20-32	15-0	11	15	13	1	39	19
Wyoming	70	33-37	24-42	.571	9-13	.692	13-18	.722	5-20-25	17-0	11	14	5	2	54	16
Air Force	65	36-29	26-46	.565	8-18	.444	5-13	.385	5-17-22	20-0	16	13	6	1	36	29
San Diego State	67	33-34	25-69	.362	6-26	.231	11-19	.579	24-25-49	18-0	8	11	12	3	56	11
Air Force	38	24-14	11-36	.306	5-20	.250	11-22	.500	2-22-24	14-0	6	20	8	5	28	10
San Jose State	69	29-40	26-53	.491	8-18	.444	9-12	.750	9-25-34	9-0	12	12	10	3	63	6
Air Force	62	31-31	24-58	.414	11-27	.407	3-6	.500	10-18-28	12-0	16	12	6	6	32	30
Nevada	68	33-35	26-47	.553	6-14	.435	10-23	.429	6-27-33	15-0	15	10	9	3	49	19
Air Force	62	35-27	20-51	.392	10-27	.370	12-17	.706	7-23-30	24-1	15	13	8	1	48	14
Fresno State	74	41-33	24-48	.500	5-18	.278	21-23	.913	4-27-31	15-0	47	9	3	3	69	5
Air Force	65	24-41	20-61	.328	12-38	.316	13-17	.765	16-21-37	19-0	13	9	5	2	57	8
San Diego State	77	35-33-9	27-65	.415	6-27	.222	17-27	.630	15-22-37	31-2	10	6	8	7	43	34
Air Force	76	31-37-8	19-44	.432	8-20	.400	30-44	.682	11-28-39	24-1	11	17	3	1	67	9
Utah State	87	42-45	30-56	.536	16-31	.516	11-13	.846	5-24-29	19-0	22	9	10	8	48	39
Air Force	58	33-25	19-50	.380	5-20	.250	15-23	.652	10-21-31	12-0	13	16	7	5	40	18
Colorado State	79	38-41	29-56	.518	5-18	.278	16-19	.842	6-31-37	15-1	19	5	6	0	60	19
Air Force	58	37-21	20-57	.351	7-24	.292	11-13	.846	7-22-29	14-0	8	10	3	3	50	8
San Jose State	75	37-38	26-52	.500	10-20	.500	13-22	.591	8-24-32	17-0	16	11	5	10	52	23
Air Force	64	29-35	22-60	.367	7-17	.412	13-17	.765	17-22-39	18-1	9	13	4	3	49	15
Nevada	74	30-44	26-50	.520	7-18	.389	15-22	.682	6-21-27	18-0	14	7	5	1	65	9
Air Force	60	28-32	19-41	.463	9-21	.429	13-19	.684	4-23-27	20-0	14	16	4	3	50	10
New Mexico	88	34-54	33-70	.471	8-23	.348	14-22	.636	12-36-48	14-0	10	7	11	5	68	20
Air Force	53	24-29	17-54	.315	7-24	.292	12-19	.632	4-30-34	18-1	14	18	6	2	37	16
UNLV	77	44-33	29-53	.547	6-15	.300	13-17	.765	8-25-33	11-0	12	9	6	3	49	28
Air Force	52	22-30	18-56	.321	7-32	.219	9-12	.750	12-17-29	18-0	11	11	5	3	34	18
Wyoming	69	28-41	25-54	.463	6-17	.353	13-22	.591	12-28-40	18-0	11	10	3	3	61	8
Air Force	62	38-24	23-49	.469	7-23	.304	9-17	.529	3-24-27	24-2	12	8	3	3	44	18
Fresno State	69	32-29-8	27-56	.482	4-14	.286	11-16	.688	7-31-38	11-0	9	12	5	5	69	0
Air Force	72	31-30-11	25-63	.397	15-40	.375	7-11	.636	7-23-30	17-0	20	10	9	3	46	26
Colorado State	77	28-49	28-55	.509	8-20	.400	13-18	.722	10-24-34	16-0	15	14	10	5	63	14
Air Force	55	26-29	19-45	.422	4-17	.235	13-17	.765	6-18-24	16-0	11	19	6	1	31	24
New Mexico	92	47-45	34-64	.531	4-18	.222	20-25	.800	10-23-33	16-0	16	12	12	4	70	22
Air Force	71	32-39	34-64	.446	8-21	.381	13-19	.684	10-24-34	20-0	17	20	5	3	34	37
Boise State	80	38-42	25-59	.424	6-25	.240	24-31	.774	10-31-41	18-0	9	5	8	3	62	28
Air Force	57	21-36	20-51	.392	9-27	.333	8-18	.444	4-28-32	25-0	12	12	3	2	37	20
Utah State	87	50-37	31-56	.554	15-32	.469	10-11	.909	10-19-29	18-0	18	8	10	0	55	32
Air Force	47	23-24	17-41	.415	6-26	.231	7-14	.500	8-15-23	12-0	11	19	3	0	12	35

Air Force/Opponent Highs/Lows

Air Force - Individual Game Highs

POINTS	30	Ethan Taylor vs North Ala. (11/04/2024)
	23	Kyle Marshall at Northern Colo. (12/16/2024)
	23	Ethan Taylor at California (11/21/2024)
	23	Ethan Taylor vs Jacksonville St. (11/07/2024)
	22	Ethan Taylor at Colorado St. (01/28/2025)
	22	Wesley Celichowski vs San Diego St. (01/22/2025)
	22	Ethan Taylor at Nevada (01/14/2025)
	22	Wesley Celichowski vs Stony Brook (N) (12/07/2024)
FIELD GOALS MADE	10	Kyle Marshall at Northern Colo. (12/16/2024)
	9	Ethan Taylor at California (11/21/2024)
	9	Ethan Taylor vs North Ala. (11/04/2024)
FIELD GOAL ATTEMPTS	23	Luke Kearney at Fresno St. (01/17/2025)
	17	Luke Kearney vs Fresno St. (02/22/2025)
	17	Ethan Taylor at Colorado St. (01/28/2025)
FIELD GOAL PERCENTAGE (min 5 made)	1.000 (8-8)	Wesley Celichowski vs San Diego St. (01/22/2025)
	1.000 (6-6)	Caleb Walker vs Stony Brook (N) (12/07/2024)
3 PT FG MADE	8	Ethan Taylor vs North Ala. (11/04/2024)
	7	Ethan Taylor vs Mercyhurst (11/24/2024)
3 PT FG ATTEMPTS	15	Luke Kearney at Fresno St. (01/17/2025)
	12	Will Cooper vs Fresno St. (02/22/2025)
3 PT FG PERCENTAGE (min 2 made)	1.000 (3-3)	Will Cooper at New Mexico (03/01/2025)
	1.000 (2-2)	Jeffrey Mills vs Mercyhurst (11/24/2024)
FREE THROWS MADE	11	Wesley Celichowski vs LIU (11/11/2024)
	9	Ethan Taylor vs San Diego St. (01/22/2025)
FREE THROW ATTEMPTS	16	Wesley Celichowski vs LIU (11/11/2024)
	11	Ethan Taylor vs San Diego St. (01/22/2025)
FREE THROW PERCENTAGE (min 3 made)	1.000 (8-8)	Wesley Celichowski vs Stony Brook (N) (12/07/2024)
	1.000 (5-5)	Ethan Taylor at Fresno St. (01/17/2025)
	1.000 (4-4)	Luke Kearney vs Colorado St. (02/25/2025)
	1.000 (4-4)	Luke Kearney at UNLV (02/11/2025)
	1.000 (4-4)	Luke Kearney at San Jose St. (02/01/2025)
	1.000 (4-4)	Luke Kearney at San Diego St. (01/08/2025)
	1.000 (4-4)	Sam Springer vs UNLV (12/31/2024)
	1.000 (4-4)	Ethan Taylor vs North Ala. (11/04/2024)
	1.000 (3-3)	Will Cooper at New Mexico (03/01/2025)
	1.000 (3-3)	Will Cooper vs Fresno St. (02/22/2025)
	1.000 (3-3)	Luke Kearney vs New Mexico (02/08/2025)
	1.000 (3-3)	Ethan Taylor vs Nevada (02/04/2025)
	1.000 (3-3)	Wesley Celichowski at Colorado St. (01/28/2025)
	1.000 (3-3)	Caleb Walker vs Utah St. (01/25/2025)
	1.000 (3-3)	Sam Springer at Boise St. (12/21/2024)
REBOUNDS	12	Kyle Marshall at San Jose St. (02/01/2025)
	11	Kyle Marshall vs San Diego St. (01/22/2025)
	11	Luke Kearney at Fresno St. (01/17/2025)
	11	Byron Brown at Wright St. (11/30/2024)
ASSISTS	10	Jeffrey Mills vs Mercyhurst (11/24/2024)
	9	Kyle Marshall at New Mexico (03/01/2025)
STEALS	4	Kyle Marshall at Nevada (01/14/2025)
	4	Ethan Taylor vs UNLV (12/31/2024)

Opponent - Individual Game Highs

POINTS	42	Peter Suder at Miami (OH) (12/02/2024)
	27	CJ Luster vs Stony Brook (N) (12/07/2024)
	25	Donovan Dent vs New Mexico (02/08/2025)
	25	Nick Davidson vs Nevada (02/04/2025)
	24	Josh Uduje at San Jose St. (02/01/2025)
	24	Jacari Lane vs North Ala. (11/04/2024)
FIELD GOALS MADE	17	Peter Suder at Miami (OH) (12/02/2024)
	10	Brandon Noel at Wright St. (11/30/2024)
FIELD GOAL ATTEMPTS	23	Malachi Davis vs LIU (11/11/2024)
	21	Peter Suder at Miami (OH) (12/02/2024)
FIELD GOAL PERCENTAGE (min 5 made)	1.000 (6-6)	Jeremiah "Bear" Cherry at UNLV (02/11/2025)
	1.000 (6-6)	Michael Imariagbe at Wright St. (11/30/2024)
	1.000 (5-5)	Dontaie Allen vs Wyoming (01/04/2025)
	1.000 (5-5)	Jeremiah "Bear" Cherry vs UNLV (12/31/2024)
3 PT FG MADE	6	Alex Huijbregtse at Wright St. (11/30/2024)
	5	Will McClendon vs San Jose St. (01/11/2025)
	5	Dallas Howell vs North Ala. (11/04/2024)
	5	Jacari Lane vs North Ala. (11/04/2024)
3 PT FG ATTEMPTS	12	Daniel Ortiz vs North Ala. (11/04/2024)
	10	Brody Peebles vs Belmont (11/15/2024)
3 PT FG PERCENTAGE (min 2 made)	1.000 (4-4)	Dontaie Allen vs Wyoming (01/04/2025)
	1.000 (3-3)	Latrell Davis at San Jose St. (02/01/2025)
	1.000 (2-2)	Kayde Dotson vs New Mexico (02/08/2025)
FREE THROWS MADE	10	CJ Luster vs Stony Brook (N) (12/07/2024)
	7	Donovan Dent at New Mexico (03/01/2025)
	7	A.J. Wills at Wyoming (02/18/2025)
	7	Nick Davidson vs Nevada (02/04/2025)
	7	Zaon Collins at Fresno St. (01/17/2025)
	7	Langston Reynolds at Northern Colo. (12/16/2024)
	7	Isaiah Walker vs Belmont (11/15/2024)
FREE THROW ATTEMPTS	11	Nick Davidson vs Nevada (02/04/2025)
	10	A.J. Wills at Wyoming (02/18/2025)
	10	CJ Luster vs Stony Brook (N) (12/07/2024)
FREE THROW PERCENTAGE (min 3 made)	1.000 (10-10)	CJ Luster vs Stony Brook (N) (12/07/2024)
	1.000 (7-7)	Zaon Collins at Fresno St. (01/17/2025)
	1.000 (6-6)	Kyan Evans at Colorado St. (01/28/2025)
	1.000 (5-5)	Andrew Meadow at Boise St. (12/21/2024)
	1.000 (4-4)	Javan Buchanan vs Boise St. (03/04/2025)
	1.000 (4-4)	CJ Noland at New Mexico (03/01/2025)
	1.000 (4-4)	Kyan Evans vs Colorado St. (02/25/2025)
	1.000 (4-4)	Obi Agbim at Wyoming (02/18/2025)
	1.000 (4-4)	Donavan Yap Jr. at San Jose St. (02/01/2025)
	1.000 (4-4)	Miles Byrd vs San Diego St. (01/22/2025)
	1.000 (4-4)	Jalen Weaver at Fresno St. (01/17/2025)
	1.000 (4-4)	Elijah Price at Fresno St. (01/17/2025)
	1.000 (4-4)	Donovan Dent vs Fresno St. (01/17/2025)

Air Force - Game Highs

POINTS	82	Mercyhurst (11/24/2024)
	76	San Diego St. (01/22/2025)
	76	at Northern Colo. (12/16/2024)
	73	Jacksonville St. (11/07/2024)
	72	Fresno St. (02/22/2025)
FIELD GOALS MADE	31	Mercyhurst (11/24/2024)
	28	at Northern Colo. (12/16/2024)
FIELD GOAL ATTEMPTS	63	Fresno St. (02/22/2025)
	61	at Fresno St. (01/17/2025)
FIELD GOAL PERCENTAGE	.646 (31-48)	Mercyhurst (11/24/2024)
	.571 (24-42)	vs Stony Brook (N) (12/07/2024)
3 PT FG MADE	15	Fresno St. (02/22/2025)
	15	Mercyhurst (11/24/2024)
3 PT FG ATTEMPTS	40	Fresno St. (02/22/2025)
	38	at Fresno St. (01/17/2025)
3 PT FG PERCENTAGE	.714 (15-21)	Mercyhurst (11/24/2024)
	.467 (7-15)	at Boise St. (12/21/2024)
FREE THROWS MADE	30	San Diego St. (01/22/2025)
	22	LIU (11/11/2024)
FREE THROW ATTEMPTS	44	San Diego St. (01/22/2025)
	33	at Northern Colo. (12/16/2024)
FREE THROW PERCENTAGE	.846 (11-13)	at Colorado St. (01/28/2025)
	.789 (15-19)	vs Stony Brook (N) (12/07/2024)
REBOUNDS	40	at Wright St. (11/30/2024)
	39	at San Jose St. (02/01/2025)
	39	San Diego St. (01/22/2025)
ASSISTS	26	Mercyhurst (11/24/2024)
	22	Belmont (11/15/2024)
STEALS	13	UNLV (12/31/2024)
	9	Fresno St. (02/22/2025)
	9	vs Stony Brook (N) (12/07/2024)
BLOCKED SHOTS	6	San Jose St. (01/11/2025)
	6	at San Diego St. (01/08/2025)
	6	Jacksonville St. (11/07/2024)
TURNOVERS	22	vs Stony Brook (N) (12/07/2024)
	21	at San Diego St. (01/08/2025)
FOULS	25	Boise St. (03/04/2025)
	24	at Wyoming (02/18/2025)
	24	San Diego St. (01/22/2025)
	24	at Nevada (01/14/2025)

Opponent - Game Highs

POINTS	92	at New Mexico (03/01/2025)
	88	New Mexico (02/08/2025)
	87	at Utah St. (03/08/2025)
	87	Utah St. (01/25/2025)
	81	at Northern Colo. (12/16/2024)
FIELD GOALS MADE	34	at New Mexico (03/01/2025)
	33	New Mexico (02/08/2025)
FIELD GOAL ATTEMPTS	70	New Mexico (02/08/2025)
	69	at San Diego St. (01/08/2025)
FIELD GOAL PERCENTAGE	.571 (28-49)	UNLV (12/31/2024)
	.571 (24-42)	Wyoming (01/04/2025)
3 PT FG MADE	16	Utah St. (01/25/2025)
	15	at Utah St. (03/08/2025)
	15	North Ala. (11/04/2024)
3 PT FG ATTEMPTS	32	at Utah St. (03/08/2025)
	31	Utah St. (01/25/2025)
	31	Belmont (11/15/2024)
3 PT FG PERCENTAGE	.692 (9-13)	Wyoming (01/04/2025)
	.563 (9-16)	UNLV (12/31/2024)
FREE THROWS MADE	24	Boise St. (03/04/2025)
	21	at Fresno St. (01/17/2025)
FREE THROW ATTEMPTS	31	Boise St. (03/04/2025)
	27	San Diego St. (01/22/2025)
	27	at California (11/21/2024)
FREE THROW PERCENTAGE	.913 (21-23)	at Fresno St. (01/17/2025)
	.909 (10-11)	at Utah St. (03/08/2025)
REBOUNDS	49	at San Diego St. (01/08/2025)
	48	New Mexico (02/08/2025)
ASSISTS	22	Utah St. (01/25/2025)
	19	at Colorado St. (01/28/2025)
STEALS	13	at San Diego St. (01/08/2025)
	12	at New Mexico (03/01/2025)
BLOCKED SHOTS	10	at San Jose St. (02/01/2025)
	8	Utah St. (01/25/2025)
TURNOVERS	17	UNLV (12/31/2024)
	17	vs Stony Brook (N) (12/07/2024)
FOULS	31	San Diego St. (01/22/2025)
	27	Sacramento St. (11/27/2024)

Air Force/Opponent Individual Highs

Air Force - Game Lows

POINTS	38	at San Diego St. (01/08/2025)
	47	at Utah St. (03/08/2025)
	52	at UNLV (02/11/2025)
	53	New Mexico (02/08/2025)
	54	LIU (11/11/2024)
FIELD GOALS MADE	11	at San Diego St. (01/08/2025)
	14	LIU (11/11/2024)
FIELD GOAL ATTEMPTS	36	at San Diego St. (01/08/2025)
	39	LIU (11/11/2024)
FIELD GOAL PERCENTAGE	.306 (11-36)	at San Diego St. (01/08/2025)
	.315 (17-54)	New Mexico (02/08/2025)
3 PT FG MADE	1	at Northern Colo. (12/16/2024)
	4	Colorado St. (02/25/2025)
	4	LIU (11/11/2024)
3 PT FG ATTEMPTS	15	at Boise St. (12/21/2024)
	17	Colorado St. (02/25/2025)
	17	at San Jose St. (02/01/2025)
3 PT FG PERCENTAGE	.056 (1-18)	at Northern Colo. (12/16/2024)
	.200 (4-20)	LIU (11/11/2024)
FREE THROWS MADE	3	San Jose St. (01/11/2025)
	4	at Miami (OH) (12/02/2024)
FREE THROW ATTEMPTS	6	San Jose St. (01/11/2025)
	9	Mercyhurst (11/24/2024)
FREE THROW PERCENTAGE	.308 (4-13)	at Miami (OH) (12/02/2024)
	.385 (5-13)	Wyoming (01/04/2025)
REBOUNDS	21	at Boise St. (12/21/2024)
	22	Wyoming (01/04/2025)
ASSISTS	5	at Northern Colo. (12/16/2024)
	6	at San Diego St. (01/08/2025)
STEALS	2	North Ala. (11/04/2024)
	3	at Utah St. (03/08/2025)
	3	Boise St. (03/04/2025)
	3	at Wyoming (02/18/2025)
	3	at Colorado St. (01/28/2025)
	3	San Diego St. (01/22/2025)
BLOCKED SHOTS	3	at Wright St. (11/30/2024)
	0	at Utah St. (03/08/2025)
	1	Colorado St. (02/25/2025)
	1	San Diego St. (01/22/2025)
	1	at Nevada (01/14/2025)
	1	Wyoming (01/04/2025)
TURNOVERS	1	UNLV (12/31/2024)
	1	at Boise St. (12/21/2024)
	1	at Northern Colo. (12/16/2024)
	1	Belmont (11/15/2024)
	6	at Northern Colo. (12/16/2024)
	6	Sacramento St. (11/27/2024)
FOULS	12	at Utah St. (03/08/2025)
	12	Utah St. (01/25/2025)
	12	San Jose St. (01/11/2025)
	12	at Miami (OH) (12/02/2024)
	12	North Ala. (11/04/2024)



Opponent - Game Lows

POINTS	48	Mercyhurst (11/24/2024)
	61	vs Stony Brook (N) (12/07/2024)
	63	Sacramento St. (11/27/2024)
	63	LIU (11/11/2024)
	67	at San Diego St. (01/08/2025)
FIELD GOALS MADE	67	Jacksonville St. (11/07/2024)
	17	Mercyhurst (11/24/2024)
	22	vs Stony Brook (N) (12/07/2024)
	22	Sacramento St. (11/27/2024)
FIELD GOAL ATTEMPTS	42	Wyoming (01/04/2025)
	47	at Nevada (01/14/2025)
FIELD GOAL PERCENTAGE	.333 (17-51)	Mercyhurst (11/24/2024)
	.362 (25-69)	at San Diego St. (01/08/2025)
3 PT FG MADE	3	at Boise St. (12/21/2024)
	3	vs Stony Brook (N) (12/07/2024)
3 PT FG ATTEMPTS	13	Wyoming (01/04/2025)
	13	at Boise St. (12/21/2024)
	13	at Northern Colo. (12/16/2024)
	13	at Miami (OH) (12/02/2024)
	13	at California (11/21/2024)
3 PT FG PERCENTAGE	.143 (3-21)	vs Stony Brook (N) (12/07/2024)
	.190 (4-21)	Mercyhurst (11/24/2024)
FREE THROWS MADE	4	North Ala. (11/04/2024)
	7	at Wright St. (11/30/2024)
FREE THROW ATTEMPTS	9	North Ala. (11/04/2024)
	11	at Utah St. (03/08/2025)
FREE THROW PERCENTAGE	.435 (10-23)	at Nevada (01/14/2025)
	.444 (4-9)	North Ala. (11/04/2024)
REBOUNDS	18	Mercyhurst (11/24/2024)
	24	at Wright St. (11/30/2024)
ASSISTS	7	at Fresno St. (01/17/2025)
	8	at California (11/21/2024)
STEALS	0	at Northern Colo. (12/16/2024)
	2	Belmont (11/15/2024)
BLOCKED SHOTS	0	at Utah St. (03/08/2025)
	0	at Colorado St. (01/28/2025)
	0	LIU (11/11/2024)
TURNOVERS	5	Boise St. (03/04/2025)
	5	at Colorado St. (01/28/2025)
FOULS	9	San Jose St. (01/11/2025)
	11	Fresno St. (02/22/2025)
	11	at UNLV (02/11/2025)



2024-25 Box Scores



1

Official Basketball Box Score - Final
North Ala. at Air Force
 11/04/24 Clune Arena, U.S. Air Force Academy
 2024-25 Men's Basketball

Game Time: 6:30 PM
 Game Duration: 1:44
 Attendance: 1,212

Officials: Tommy Nunez, Daryl Gelinas, Jermaine Rogers

North Ala. - 73

Record: 1-0

NO.	Name	Min	FG	3P	FT	Rebounds	Fouls	TP	AS	TO	ST	Blocks	+/-
			M-A	M-A	M-A	OR DR TOT	PF FD					BS BA	
3	Cornelius Williams	F 14:58	3-3	0-0	2-2	1 3 4	4 2	8	0	1	0	0	9
34	Dallas Howell	F 26:26	6-9	5-8	0-2	1 4 5	0 1	17	0	0	0	1	0
0	Will Soucie	G 25:02	3-5	0-0	0-0	1 3 4	1 1	6	2	1	1	0	0
5	Jacari Lane	G 32:25	9-15	5-6	1-1	0 3 3	1 3	24	6	2	1	0	0
9	Taye Fields	G 18:50	0-3	0-1	0-0	0 4 4	1 0	0	2	0	2	1	1
35	Jamal Albritton	16:57	0-2	0-0	0-0	0 2 2	3 0	0	0	1	0	1	0
2	Daniel Ortiz	22:38	4-15	4-12	0-0	0 1 1	1 1	12	2	0	0	2	1
1	Donte Bacchus	14:58	2-3	1-1	0-2	0 3 3	1 1	5	0	0	0	0	0
4	Canin Jefferson	13:18	0-3	0-1	0-0	0 1 1	1 1	0	0	0	0	0	0
21	Israel Jenrette	07:56	0-0	0-0	1-2	1 2 3	5 1	1	0	0	0	0	0
8	Kevin de Kovachich	04:10	0-0	0-0	0-0	1 0 1	0 1	0	1	0	0	0	-10
13	Blake Floyd	02:22	0-0	0-0	0-0	0 0 0	1 0	0	0	0	0	0	-4
Team						0 0 0		0	1				
Totals			27-58	15-29	4-9	5 26 31	19 12	73	13	6	6	3	4

Technical Fouls: NONE

Air Force - 57

Record: 0-1

NO.	Name	Min	FG	3P	FT	Rebounds	Fouls	TP	AS	TO	ST	Blocks	+/-
			M-A	M-A	M-A	OR DR TOT	PF FD					BS BA	
3	Luke Kearney	F 31:41	1-7	1-7	2-2	0 2 2	1 1	5	1	2	1	0	-27
51	Wesley Celichowski	C 19:22	2-7	0-3	1-2	1 2 3	2 5	5	1	2	0	2	-8
5	Ethan Taylor	G 39:03	9-13	8-11	4-4	1 7 8	3 2	30	1	2	1	1	0
11	Byron Brown	G 17:46	1-2	0-0	0-2	2 2 4	0 1	2	0	1	0	1	-20
24	Jeffrey Mills	G 37:56	0-4	0-2	1-2	0 4 4	3 3	1	4	1	0	0	-13
35	Kyle Marshall	13:33	0-3	0-1	2-2	0 1 1	0 1	2	1	2	0	0	-10
10	Caleb Walker	24:48	5-7	0-0	2-3	1 6 7	3 6	12	2	2	0	0	2
14	Beau Becker	06:16	0-1	0-1	0-0	0 1 1	0 0	0	1	0	0	0	-1
23	Sam Duskin	08:38	0-1	0-1	0-0	0 0 0	0 0	0	2	1	0	0	13
22	Sam Springer	00:57	0-1	0-0	0-0	0 0 0	0 0	0	0	0	0	0	1
Team						1 2 3		0	1				
Totals			18-46	9-26	12-17	6 27 33	12 19	57	13	14	2	4	3

Technical Fouls: NONE

	UNA	AF
Biggest lead	29 (2 nd 16:23)	0 (1 st 20:00)
Best Scoring Run	10 (2 nd 17:48)	9 (2 nd 2:25)
Lead Changes	0	
Times Tied	0	
Time with Lead	38:43	00:00

Points from Turnovers	UNA	AF
	18	3
Paint	22	18
Second Chance	5	2
Fast Breaks	8	0
Bench	18	14

Period by Period Scoring	1st	2nd	TOT
	UNA	43	30
	AF	22	35
		73	57



3

Official Basketball Box Score - Final
LIU at Air Force
 11/11/24 Clune Arena, U.S. Air Force Academy
 2024-25 Men's Basketball

Game Time: 2:00 PM
 Game Duration: 1:58
 Attendance: 409

Officials: Nate Harris, Amy Bonner, Andy O'Brien

LIU - 63

Record: 2-1

NO.	Name	Min	FG	3P	FT	Rebounds	Fouls	TP	AS	TO	ST	Blocks	+/-
			M-A	M-A	M-A	OR DR TOT	PF FD					BS BA	
2	Blake Lander	F 17:42	2-3	1-2	0-0	0 0 0	5 0	5	0	0	0	0	2
22	Shadrak Lasu	F 12:38	2-3	0-0	0-0	3 1 4	2 0	4	0	0	0	0	6
0	Malachi Davis	G 35:32	6-23	2-6	3-6	1 1 2	5 5	17	5	5	0	3	10
11	Terrell Strickland	G 29:21	2-6	0-1	2-3	4 5 9	4 2	6	5	3	0	0	1
12	Brent Davis	G 29:07	2-3	1-2	2-2	1 3 4	2 1	7	0	0	2	0	0
8	Jason Steele	12:41	0-1	0-0	0-0	0 1 1	5 0	0	0	0	1	0	-5
9	Jalen Lee	24:46	5-10	1-5	1-2	1 1 2	3 1	12	0	0	1	0	1
33	Jamal Fuller	28:11	2-5	1-1	1-2	0 7 7	3 4	6	1	0	1	0	6
34	Xinyi Li	04:03	0-0	0-0	0-0	0 1 1	0 1	0	0	0	0	0	-6
4	Tre'shawn Sheppard	05:59	1-2	0-1	4-4	2 2 4	1 3	6	0	1	0	0	10
Team						4 1 5		0	1				
Totals			22-56	6-18	13-19	16 23 39	25 17	63	11	10	5	0	5

Technical Fouls: NONE

Air Force - 54

Record: 1-2

NO.	Name	Min	FG	3P	FT	Rebounds	Fouls	TP	AS	TO	ST	Blocks	+/-
			M-A	M-A	M-A	OR DR TOT	PF FD					BS BA	
3	Luke Kearney	F 24:36	0-4	0-3	2-2	0 1 1	0 2	2	1	1	0	0	-15
51	Wesley Celichowski	C 25:43	4-5	0-0	11-16	2 2 4	2 8	19	1	0	0	3	0
5	Ethan Taylor	G 38:02	4-12	1-8	1-1	0 4 4	1 1	10	4	2	3	0	0
23	Sam Duskin	G 16:24	2-3	2-3	0-0	1 2 3	0 0	6	0	0	1	0	-4
24	Jeffrey Mills	G 36:39	1-6	0-3	0-0	0 2 2	5 7	2	1	0	2	0	-4
10	Caleb Walker	14:17	1-3	0-0	0-0	0 2 2	1 1	2	1	3	0	0	-9
11	Byron Brown	20:13	0-1	0-1	2-2	0 2 2	3 1	2	1	2	0	0	2
35	Kyle Marshall	24:06	2-5	1-2	6-7	1 3 4	2 5	11	1	1	1	0	-7
Team						1 1 2		0	3				
Totals			14-39	4-20	22-28	5 19 24	17 25	54	10	12	7	5	0

Technical Fouls: NONE

	LIU	AF
Biggest lead	9 (1 st 4:27)	3 (2 nd 4:50)
Best Scoring Run	12 (2 nd 0:19)	7 (1 st 14:13)
Lead Changes	4	
Times Tied	1	
Time with Lead	36:56	02:11

Points from Turnovers	LIU	AF
	12	18
Paint	32	20
Second Chance	20	8
Fast Breaks	5	7
Bench	24	15

Period by Period Scoring	1st	2nd	TOT
	LIU	36	27
	AF	27	27
		63	54



2

Official Basketball Box Score - Final
Jacksonville St. at Air Force
 11/07/24 Clune Arena, U.S. Air Force Academy
 2024-25 Men's Basketball

Game Time: 6:00 PM
 Game Duration: 1:52
 Attendance: 453

Officials: Michael Irving, Mike Littlewood, Kelly Pfeiffer

Jacksonville St. - 67

Record: 1-1

NO.	Name	Min	FG	3P	FT	Rebounds	Fouls	TP	AS	TO	ST	Blocks	+/-
			M-A	M-A	M-A	OR DR TOT	PF FD					BS BA	
6	Michael Houge	F 30:18	3-5	0-0	1-3	2 9 11	1 5	7	0	2	0	1	0
50	Mason Nicholson	C 22:54	3-3	0-0	3-3	0 3 3	2 2	9	0	1	0	1	0
5	Jaron Pierre Jr.	G 32:25	8-15	3-7	2-3	0 2 2	2 4	21	4	2	0	0	-10
10	Jao Ituka	G 26:52	3-12	0-1	1-1	0 0 0	3 1	7	2	3	2	0	3
11	Jamar Franklin	G 35:33	2-8	2-8	2-2	0 2 2	2 1	8	0	1	0	0	-10
3	Koree Cotton	20:30	3-6	1-3	3-3	1 2 3	5 3	10	1	2	1	0	0
4	Marcellus Brigham Jr	16:02	1-5	0-1	3-4	4 4 8	3 2	5	0	2	0	0	3
99	Iaroslav Niagu	15:26	0-0	0-0	0-0	2 1 3	3 1	0	2	1	0	0	-3
Team						3 2 5		0	0				
Totals			23-54	6-20	15-19	12 25 37	21 19	67	9	14	3	2	6

Technical Fouls: NONE

Air Force - 73

Record: 1-1

NO.	Name	Min	FG	3P	FT	Rebounds	Fouls	TP	AS	TO	ST	Blocks	+/-
			M-A	M-A	M-A	OR DR TOT	PF FD					BS BA	
3	Luke Kearney	F 28:52	5-10	3-8	0-0	0 1 1	3 2	13	2	2	1	0	0
51	Wesley Celichowski	C 17:10	1-6	0-2	0-1	1 1 2	3 2	3	1	0	1	1	7
5	Ethan Taylor	G 38:32	7-14	4-10	5-6	2 8 10	1 6	23	6	1	2	1	0
23	Sam Duskin	G 21:46	0-2	0-2	0-1	2 2 4	3 1	0	0	0	0	1	0
24	Jeffrey Mills	G 37:41	6-10	4-7	2-5	0 5 5	2 5	18	4	1	1	0	8
10	Caleb Walker	22:50	4-6	1-1	1-2	3 1 4	3 4	10	4	1	0	2	-1
11	Byron Brown	14:55	0-1	0-0	0-0	0 0 0	0 0	0	0	0	0	0	-1
35	Kyle Marshall	18:14	3-5	0-1	1-1	0 1 1	2 1	7	0	2	1	0	6
Team						0 3 3		0	1				
Totals			26-54	12-31	9-16	8 22 30	19 21	73	19	9	5	6	2

Technical Fouls: NONE

	JAX	AF
Biggest lead	11 (2 nd 19:48)	8 (2 nd 2:13)
Best Scoring Run	11 (1 st 10:13)	12 (2 nd 13:26)
Lead Changes	6	
Times Tied	6	
Time with Lead	24:06	11:51

Points from Turnovers	JAX	AF
	2	18
Paint	30	24
Second Chance	10	9
Fast Breaks	5	7
Bench	15	17

Period by Period Scoring	1st	2nd	TOT
	JAX	30	37
	AF	22	51
		67	73



4

2024-25 Box Scores



9

Official Basketball Box Score - Final
Air Force at Miami (OH)
12/02/24 Millard Hall, Oxford
2024-25 Men's Basketball

Game Time: 7:00 PM
Game Duration: 1:48
Attendance: 1,637

Officials: Nate Harris, Randy Richardson, Michael Griffin

Air Force - 60

Record: 2-7

NO.	Name	Min	FG		3P		FT		Rebounds		Fouls		TP	AS	TO	ST	Blocks		+/-	Shooting By Period		
			M	A	M	A	M	A	OR	DR	OT	PF					FD	BS		BA	1st	FG%
51	Wesley Celichowski	C 14:36	1-1	0-0	0-1	0	0	0	0	1	2	0	2	0	0	0	0	0	-2	3PT%	6-12	50.0%
5	Ethan Taylor	G 39:17	4-13	3-8	1-1	0	2	2	2	3	12	5	2	2	1	0	0	-11	FT%	2-6	33.3%	
11	Byron Brown	G 24:06	2-4	0-1	0-2	0	3	3	2	2	4	3	1	1	0	0	-11	2nd FG%	12-24	50.0%		
23	Sam Duskin	G 03:52	0-0	0-0	0-0	0	0	0	0	0	0	1	1	0	0	0	-4	3PT%	4-10	40.0%		
24	Jeffrey Mills	G 34:45	3-5	2-3	0-0	0	5	5	1	8	3	1	0	0	0	-10	FT%	2-7	28.6%			
3	Luke Kearney	33:35	6-12	4-8	0-0	2	2	4	2	0	16	1	2	0	0	-10	GM FG%	23-47	48.9%			
10	Caleb Walker	25:24	5-6	0-0	1-5	1	1	2	0	4	11	2	1	0	1	-11	3PT%	10-22	45.5%			
35	Kyle Marshall	19:43	2-5	1-1	2-4	0	1	1	1	3	7	0	1	1	1	-2	FT%	4-13	30.8%			
6	Will Cooper	04:42	0-1	0-1	0-0	0	0	0	0	0	0	0	1	0	0	-4	Dead Ball Rebounds: 4.0					
Team						1		5	6	0	2											
Totals			23-47	10-22	4-13	4	19	23	12	14	60	14	13	5	3	-13						

Technical Fouls: NONE

Miami (OH) - 73

Record: 5-2

NO.	Name	Min	FG	3P	FT	Rebounds		Fouls	PF	TP	AS	TO	ST	Blocks		+/-	Shooting By Period				
						OR	DR							BS	BA		1 st	FG%	13-28	46.4%	
0	Eian Elmer	F 35:29	4-9	0-4	1-2	2	5	7	3	1	9	0	0	1	1	0	16	3PT%	2-7	28.6%	
13	Antwone Woolfolk	F 22:33	2-5	0-0	0-0	0	4	4	5	0	4	0	2	2	0	2	20	FT%	1-2	50.0%	
4	Kam Craft	G 25:46	0-7	0-3	0-0	1	3	4	0	0	0	1	1	0	1	0	20	2 nd	FG%	17-25	68.0%
5	Peter Suder	G 37:47	17-21	3-4	5-9	0	3	3	7	7	42	2	2	3	1	0	19	3PT%	2-6	33.3%	
11	Mekhi Cooper	G 25:01	1-3	0-0	1-2	0	6	6	2	1	3	6	1	0	0	0	18	FT%	8-13	61.5%	
22	Brant Byers	04:10	0-0	0-0	0-0	0	0	0	0	0	0	0	1	0	0	0	-6	GM	FG%	30-53	56.6%
35	Reece Potter	17:27	3-5	0-1	0-0	1	1	2	0	0	6	1	0	0	0	0	-7	3PT%	4-13	30.8%	
2	Evan Ipsaro	17:09	0-0	0-0	0-2	0	0	0	1	2	2	3	1	0	0	0	-2	FT%	9-15	60.0%	
3	Luke Skajiac	12:04	3-3	1-1	0-0	0	0	0	0	0	7	0	0	0	0	0	-10	Dead Ball Rebounds: 3.0			
25	Dan Luers	02:34	0-0	0-0	0-0	0	0	0	0	1	0	0	0	0	0	0	-3				
Team						3		3	6		0	1									
Totals			30-53			4-13	9-15	7	25	32	14	12	73	12	9	7	2	3	13		

Technical Fouls: NONE

	AIR		MIAMI		Points from	Turnovers	AIR	MIAMI	Period by Period Scoring			
Biggest lead	3 (1 st 3:16)	13 (2 nd 0:46)			Turnovers	9	21		1st	2nd	TOT	
Best Scoring Run	7 (1 st 5:44)	9 (2 nd 11:59)			Paint	24	38		AIR	30	30	60
Lead Changes	8				Second Chance	3	8		MIAMI	29	44	73
Times Tied	6				Fast Breaks	3	7					
Time with Lead	07:16	28:29			Bench	34	15					



10

Official Basketball Box Score - Final
Stony Brook at Air Force
12/07/24 Comerica Center, Frisco
2024-25 Men's Basketball

Game Time: 2:00 PM
Game Duration: 1:52
Attendance: 1,142

Officials: Luke Chittum, Nate Bemis, Dan Powers

Stony Brook - 61

Record: 2-7

No.	Name	Min	FG M-A	3P M-A	FT M-A	Rebounds		Fouls PF	TP	AS	TO	Blocks		+/-		
						OR	DR					TS	BS			
Shooting By Period																
			1st FG%		7-25		28.0%									
5	Ben Wight	F 31:24	0-2	0-0	0-0	2	0	2	3	0	5	2	3	0	-1	
0	Joe Octave	G 30:41	4-13	0-3	0-3	3	4	7	5	2	8	2	6	1	0	
3	CJ Luster	G 33:28	7-17	3-9	10-10	1	2	3	3	6	27	0	5	1	0	
13	Collin O'Connor	G 37:08	5-9	0-2	3-3	1	1	2	2	6	13	2	2	0	-11	
21	Andre Snoddy	G 27:02	5-9	0-1	1-1	3	2	5	3	1	11	1	1	0	-3	
6	Jared Frey	19:10	0-5	0-5	0-0	1	3	4	0	0	0	1	0	1	0	
33	Leon Nahar	05:60	1-2	0-1	0-0	0	0	0	0	1	2	0	0	0	-7	
11	Nick Woodard	04:59	0-1	0-0	0-0	0	2	2	1	0	0	0	0	0	1	
1	Sabry Philip	10:09	0-1	0-0	0-0	1	1	2	0	0	1	0	2	2	1	
Team						2		1		3		0		1		
Totals			22-59	3-21	14-17	14	16	30	18	15	61	12	17	8	2	-8

Technical Fouls: NONE

Air Force - 69

Record: 3-7

No.	Name	Min	FG MA	3P MA	FT MA	Rebounds		Fouls PF	TP	AS	TO	ST	Blocks		+/-		
						OR	DR						BS	BA			
Shooting By Period																	
				1st FG		11:20		55.0%									
				3PT%		3:10		30.0%									
				FT%		2:4		50%									
				2nd FG		13:22		59.1%									
				3PT%		3:0		37.5%									
				FT%		13:15		86.7%									
				GM FG%		24:42		57.1%									
				3PT%		6:18		33.3%									
				FT%		15:19		78.9%									
Dead Ball Rebounds: 2:0																	
Technical Fouls: 2:8																	
Totals			24-42	6-18	15-19	4	25	29	15	18	69	16	22	9	4	2	8

Technical Fouls: NONE

	SBU		AFA		Points from	Turnovers	SBU	AFA	Period by Period Scoring			
Biggest lead	0 (1 st 20:00)	12 (2 nd 9:48)			Turnovers	15	20		1st	2nd	TOT	
Best Scoring Run	8 (2 nd 12:42)	11 (2 nd 9:48)			Paint	38	30		SBU	23	38	61
Lead Changes	0				Second Chance	4	2		AFA	27	42	69
Times Tied	1				Fast Breaks	10	15					
Time with Lead	00:00	38:30			Bench	2	16					



11

Official Basketball Box Score - Final
Air Force at Northern Colo.
12/16/24 Bank of Colorado Arena, Greeley
2024-25 Men's Basketball

Game Time: 6:00 PM
Game Duration: 1:57
Attendance: 1,183

Officials: Kelly Pfeifer, Chance Wallesen, John Hampton

Air Force - 76

Record: 3-8

NO.	Name	Min	FG M-A	3P M-A	FT M-A	Rebounds		Fouls PF	FD	TP	AS	TO	ST	Blocks		+/-	Shooting By Period		
						OR	DR							BS	BA		1st FG	10:22	45.5%
51	Wesley Celichowski	C 19:32	3-6	0-2	6-9	0	2	2	2	5	12	0	0	0	0	0	-3	1st FG	10:22 45.5%
5	Ethan Taylor	G 29:09	1-9	0-7	0-0	0	4	4	3	2	2	1	2	0	0	0	-8	3PT%	0-7 0.0%
11	Byron Brown	G 12:32	2-2	0-0	1-4	0	1	1	2	3	5	1	0	0	0	0	-5	FT%	6-13 46.2%
24	Jeffrey Mills	G 28:05	1-3	0-1	0-0	1	2	3	1	2	0	2	3	0	0	0	-3	2nd FG%	18-33 54.5%
35	Kyle Marshall	G 34:12	10-14	0-1	3-6	1	1	2	1	5	23	0	0	1	1	0	-2	3PT%	1-11 9.1%
3	Luke Kearney	19:59	2-5	0-2	3-5	1	2	3	1	3	7	0	0	2	0	0	-6	FT%	13-20 65%
10	Caleb Walker	20:28	5-7	0-0	0-1	0	2	2	0	2	10	2	2	1	0	0	-2	GM FG%	28-55 50.9%
6	Will Cooper	14:26	3-4	0-1	1-2	0	0	0	0	0	7	1	0	0	0	0	-3	3PT%	1-18 5.6%
23	Sam Duskin	03:41	0-1	0-1	0-0	0	0	0	0	0	0	0	0	0	0	0	-6	FT%	19-33 57.6%
22	Sam Springer	14:44	1-4	1-3	5-6	0	1	1	2	4	8	0	0	1	0	1	2		
2	AJ Patterson	03:12	0-0	0-0	0-0	0	2	2	1	0	0	0	0	0	0	0	-1		
Team						1 2 3						0							
Totals			28-55 1-18 19-33			4 19 23		19 25 76		5 6 8		1 1		-5					

Technical Fouls: NONE

Northern Colo. - 81

Record: 7-5

NO.	Name	Min	FG M-A
-----	------	-----	-----------

2024-25 Box Scores

NCAA

13

Official Basketball Box Score - Final

UNLV at Air Force

12/31/24 Clune Arena, U.S. Air Force Academy

2024-25 Men's Basketball

Game Time: 1:00 PM

Game Duration: 1:43

Attendance: 2,092

UNLV - 77

Record: 8-5 (2-0)

Officials: Mike Littlewood, Tommy Nunez, Sutton Simon

NO. Name	Min	FG M-A	3P M-A	FT M-A	Rebounds OR DR TOT	Fouls PF FD	TP	AS	TO	ST	Blocks BS BA	+/-
1 Jalen Hill	F 27:05	2-2	0-0	1-2	1 8 9	0 2 5	1	1	2	0	0 11	
45 Jeremiah "Bear" Cherry	F 22:00	5-5	0-0	3-5	1 1 2	2 3 13	1	1	0	0 0	22	
10 Jaden Henley	G 21:48	6-10	1-1	1-3	1 3 4	2 3 14	2	4	1	0 0	17	
11 Dedan Thomas Jr.	G 30:16	4-9	1-2	0-2	0 1 1	2 1 9	3	2	1	0 0	18	
20 Julian Rishwain	G 25:37	5-8	4-7	2-2	0 3 3	1 1 16	0	3	3	0 0	22	
13 Brooklyn Hicks	26:14	2-3	1-1	1-3	1 3 4	2 2 6	0	2	2	0 0	3	
14 Jalen Bedford	25:54	4-8	2-4	1-2	0 6 6	1 1 11	2	3	0	0 0	11	
22 Pape N'Diaye	14:58	0-1	0-0	3-4	2 2 4	3 2 3	0	0	1	2 1	4	
0 Isaiah Cottrell	03:02	0-2	0-1	0-0	0 0 0	1 0 0	0	0	0	0 0	-7	
12 Jacob Bannable	01:33	0-1	0-0	0-0	1 0 1	1 0 0	0	0	1	0 0	-3	
24 DeMarion Yap	01:33	0-0	0-0	0-0	0 0 0	0 0 0	0	0	0	0 0	-3	
Team					0 3 3							
Totals		28-49	9-16	12-23	7 30 37	15 15 77	9	17	10	2 1	19	

Technical Fouls: NONE

NCAA

14

Official Basketball Box Score - Final

Wyoming at Air Force

01/04/25 Clune Arena, U.S. Air Force Academy

2024-25 Men's Basketball

Game Time: 3:00 PM

Game Duration: 1:49

Attendance: 2,482

Wyoming - 70

Record: 9-6 (2-2)

Officials: Kelly Pfeifer, Deldre Carr, Juan Corral

NO. Name	Min	FG M-A	3P M-A	FT M-A	Rebounds OR DR TOT	Fouls PF FD	TP	AS	TO	ST	Blocks BS BA	+/-
8 Cole Henry	F 26:43	4-5	0-0	0-0	0 4 4	3 2 8	2	3	0	0 0	11	1st FG%: 13-23 56.5%
2 Kobe Newton	G 25:46	4-7	4-5	4-4	0 0 0	2 4 16	1	2	1	0 0	-3	FT%: 6-9 66.7%
3 A.J. Wills	G 40:00	1-3	1-3	2-2	0 0 0	3 2 5	5	3	0	0 0	5	3PT%: 1-1 100%
7 Malija Belic	G 32:51	6-8	0-0	1-4	2 3 5	4 3 13	0	3	2	2 0	2	2nd FG%: 11-19 57.9%
16 Jordan Nesbitt	G 32:21	3-10	0-0	6-8	3 7 10	2 8 12	3	3	0	0 0	5	3PT%: 3-4 75.0%
25 Touko Tainamo	08:18	0-3	0-1	0-0	0 2 2	1 0 0	0	0	2	0 1	2	FT%: 12-17 70.6%
11 Dontaie Allen	22:01	5-5	4-4	0-0	0 2 2	0 1 14	0	0	0	0 0	8	GM FG%: 24-42 57.1%
15 Oleg Kojenets	04:59	0-0	0-0	0-0	0 0 0	1 0 0	0	0	0	0 0	-8	3PT%: 9-13 69.2%
9 Abou Magassa	07:01	1-1	0-0	0-0	0 2 2	1 0 2	0	0	0	0 0	3	FT%: 13-18 72.2%
Team					0 0 0							Dead Ball Rebounds: 1-0
Totals		24-42	9-13	13-18	5 20 25	17 20 70	11	14	5	2 1	5	

Technical Fouls: NONE

Air Force - 58

Record: 3-10 (0-2)

NO. Name	Min	FG M-A	3P M-A	FT M-A	Rebounds OR DR TOT	Fouls PF FD	TP	AS	TO	ST	Blocks BS BA	+/-
3 Luke Kearney	F 22:21	1-7	0-5	2-2	2 7 9	1 1 4	1	0	1	0	0	-2
51 Wesley Celichowski	C 17:58	2-3	0-1	0-0	0 0 0	2 2 4	2	1	0	0	0	-14
5 Ethan Taylor	G 33:25	5-13	4-10	0-0	1 7 8	3 0 14	1	1	4	0	0	-20
24 Jeffrey Mills	G 23:15	2-7	2-6	0-0	0 1 1	1 1 6	1	1	1	0	0	-14
35 Kyle Marshall	G 29:44	4-8	0-2	3-5	3 2 5	2 3 11	0	6	1	0	0	-19
10 Caleb Walker	16:30	0-1	0-0	3-9	0 2 2	1 3 3	2	3	2	1	0	-5
11 Byron Brown	17:54	0-3	0-1	0-0	0 0 0	1 1 0	2	0	1	0	0	-23
22 Sam Springer	17:14	2-7	1-4	4-4	2 0 2	3 2 9	0	0	0	1	0	-10
6 Will Cooper	04:37	0-1	0-1	0-0	0 0 0	0 0 0	0	1	2	0	0	3
14 Beau Becker	08:03	2-4	1-3	0-0	0 1 1	1 0 5	1	1	0	0	0	-4
23 Sam Duskun	04:49	0-2	0-0	0-0	0 0 0	0 0 0	0	0	0	0	0	5
2 AJ Patterson	02:05	0-0	0-0	0-0	0 0 0	0 0 0	0	0	1	0	0	4
20 Yoda Oke	02:05	1-1	0-0	0-0	1 0 1	0 0 2	0	0	1	0	0	4
Team					3 0 3		0	0				
Totals		19-57	8-35	12-20	12 20 32	15 15 58	11	15	13	1	2	-19

Technical Fouls: NONE

Shooting By Period	1 st FG%	2 nd FG%	3 rd FG%	FT%
	10-32 31.3%	9-25 36.0%	4-16 25.0%	10-17 58.8%
	3PT% 4-19 21.1%	3PT% 1-17 5.9%	3PT% 1-17 5.9%	3PT% 8-35 22.9%
				FT% 12-20 60.0%

Dead Ball Rebounds: 4 0

NO. Name	Min	FG M-A	3P M-A	FT M-A	Rebounds OR DR TOT	Fouls PF FD	TP	AS	TO	ST	Blocks BS BA	+/-
3 Luke Kearney	F 30:01	3-3	1-1	0-0	0 0 0	1 1 7	0	1	0	0	0	4
10 Caleb Walker	F 10:14	2-3	0-0	1-2	0 0 0	1 1 5	1	1	0	0	0	1
5 Ethan Taylor	G 37:45	4-9	0-3	2-2	1 6 7	4 4 10	8	4	3	0	0	1
24 Jeffrey Mills	G 32:00	2-4	2-3	0-2	0 2 2	3 1 6	1	2	1	0	0	-1
35 Kyle Marshall	G 20:47	3-7	2-3	0-1	0 1 1	3 2 8	2	2	1	0	1	-5
51 Wesley Celichowski	23:02	8-10	2-3	1-3	1 3 4	0 4 19	1	1	0	1	0	4
22 Sam Springer	18:24	2-4	0-1	0-1	0 2 2	3 1 4	0	0	0	0	0	-16
23 Sam Duskun	10:27	0-0	0-0	0-0	0 1 1	1 0 0	1	0	1	0	0	5
11 Byron Brown	10:44	2-5	1-4	0-0	1 0 1	3 1 5	2	0	0	0	0	-8
14 Beau Becker	06:36	0-1	0-0	1-2	0 1 1	1 2 1	0	1	0	0	0	-9
Team					2 1 3		0	1				
Totals		26-46	8-18	5-13	5 17 22	20 17 65	16	13	6	1	2	-5

Technical Fouls: NONE

	WY	AF
Biggest lead	7 (2 nd 0:28)	9 (1 st 12:08)
Best Scoring Run	13 (1 st 4:30)	11 (1 st 16:38)
Lead Changes	4	
Times Tied	3	
Time with Lead	10:54	26:22

Points from	WY	AF
Turnovers	7	12
Paint	28	32
Second Chance	3	8
Fast Breaks	4	7
Bench	16	29

Period by Period Scoring	1st	2nd	TOT
WY	38	39	77
AF	26	32	58

2024-25 Box Scores


17

 Official Basketball Box Score - Final
Air Force at Nevada
 01/14/25 Lawlor Events Center, Reno
 2024-25 Men's Basketball

 Game Time: 7:00 PM
 Game Duration: 2:00
 Attendance: 7,430

Officials: Michael Irving, Scott Brown, Crystal Hagan

Air Force - 62

Record: 3-14 (0-6)

NO. Name	Min	FG M-A	3P M-A	FT M-A	Rebounds OR DR TOT	Fouls PF FD	TP	AS	TO	ST	Blocks BS BA	+/-
3 Luke Kearney	F 19:43	1-4	1-3	0-0	1 0 1	3 0	3	0	0	0	0	-10
10 Caleb Walker	F 15:12	1-4	0-0	0-0	1 2 3	3 1	2	1	0	0	1	-10
5 Ethan Taylor	G 38:26	8-16	5-11	1-2	1 5 6	3 1	22	1	3	3	0	-5
24 Jeffrey Mills	G 29:26	3-7	1-5	2-4	0 0 0	3 3	9	3	1	1	0	-8
35 Kyle Marshall	G 35:32	2-6	1-1	7-8	0 8 8	3 4	12	5	3	4	0	-11
11 Byron Brown	15:24	0-2	0-1	0-0	0 1 1	5 0	0	3	1	0	0	3
22 Sam Springer	07:44	2-4	1-3	0-0	0 2 2	1 0	5	0	1	0	0	2
5 Wesley Celichowski	24:48	2-5	0-0	0-0	2 1 3	1 5	4	2	1	0	0	4
6 Will Cooper	13:45	1-3	1-3	2-3	0 3 3	2 1	5	0	1	0	1	5
Team					2 1 3		0		2			
Totals		20-51	10-27	12-17	7 23 30	24 15	62	15	13	8	1 3	-6

Technical Fouls: NONE

Nevada - 68

Record: 10-7 (2-4)

NO. Name	Min	FG M-A	3P M-A	FT M-A	Rebounds OR DR TOT	Fouls PF FD	TP	AS	TO	ST	Blocks BS BA	+/-
4 Tre Coleman	F 34:53	7-15	1-4	3-5	1 8 9	2 6	18	4	2	3	1 0	15
11 Nick Davidson	F 33:06	4-7	1-2	0-5	1 3 4	3 7	9	4	1	2	1 0	9
42 K.J. Hymes	F 15:39	2-2	0-0	2-5	2 1 3	1 4	6	0	1	0	0	-4
8 Kobe Sanders	G 28:17	4-7	1-2	2-4	0 1 1	4 5	11	5	3	0	1 1	21
20 Daniel Foster	G 29:15	2-4	1-2	0-0	0 3 3	1 0	5	1	0	1	0	1
21 Justin McBride	23:46	3-4	1-2	1-2	0 9 9	0 1	8	0	0	2	0	8
0 Chuck Bailey III	11:09	3-4	0-0	0-0	0 1 1	1 0	6	1	1	0	0	-4
3 Tyrell Foster	04:09	0-1	0-0	0-0	0 0 0	1 0	0	0	0	0	0	-7
7 Brandon Love	07:29	0-1	0-0	2-2	0 0 1	2 1	2	0	0	1	0	-1
53 Xavier DuSell	12:17	1-2	1-2	0-0	0 0 0	0 0	3	0	2	0	0	-8
Team					2 0 2		0		0			
Totals		26-47	6-14	10-23	6 27 33	15 24	68	15	10	9	3 1	6

Technical Fouls: NONE

	AFA	NEV
Biggest lead	11 (1 st 5:06)	6 (2 nd 0:21)
Best Scoring Run	9 (2 nd 8:08)	10 (1 st 0:30)
Lead Changes	10	
Times Tied	7	
Time with Lead	21:33	10:50

Points from	AFA	NEV
Turnovers	12	13
Paint	18	30
Second Chance	5	11
Fast Breaks	10	6
Bench	14	19

Period by Period Scoring	1st	2nd	TOT
AFA	35	27	62
NEV	33	35	68


18

 Official Basketball Box Score - Final
Air Force at Fresno St.
 01/17/25 Save Mart Center, Fresno
 2024-25 Men's Basketball

 Game Time: 7:00 PM
 Game Duration: 1:49
 Attendance: 4,797

Officials: Earl Walton, Larry Scroto, Mason Siler

Air Force - 65

Record: 3-15 (0-7)

NO. Name	Min	FG M-A	3P M-A	FT M-A	Rebounds OR DR TOT	Fouls PF FD	TP	AS	TO	ST	Blocks BS BA	+/-
3 Luke Kearney	F 40:00	7-23	6-15	0-0	9 2 11	3 1	20	1	1	1	0 2	-9
10 Caleb Walker	F 20:01	2-5	0-0	1-2	1 4 5	0 2	5	0	0	0	0	-1
5 Ethan Taylor	G 40:00	4-12	3-9	5-5	2 2 4	1 3	16	6	0	2	0	-9
24 Jeffrey Mills	G 34:20	1-4	1-4	0-0	3 5 8	4 2	3	1	2	1	0	-7
35 Kyle Marshall	G 30:51	4-9	1-4	4-6	0 4 4	3 5	13	4	0	1	1	0
11 Byron Brown	01:46	0-0	0-0	0-0	0 0 0	3 0	0	0	0	0	0	-9
6 Will Cooper	11:28	1-5	1-5	0-0	0 2 2	1 0	3	1	1	0	1	-6
22 Sam Springer	01:59	0-1	0-0	0-0	0 0 0	0 0	0	0	0	0	0	2
5 Wesley Celichowski	16:05	1-1	0-0	3-4	0 1 1	4 2	5	0	2	0	0	5
14 Beau Becker	03:30	0-1	0-1	0-0	0 0 0	0 0	0	0	1	0	0	-4
Team					1 1 2		0		2			
Totals		20-61	12-38	13-17	16 21 37	19 15	65	13	9	5	2 3	-9

Technical Fouls: NONE

Fresno St. - 74

Record: 5-13 (1-6)

NO. Name	Min	FG M-A	3P M-A	FT M-A	Rebounds OR DR TOT	Fouls PF FD	TP	AS	TO	ST	Blocks BS BA	+/-
3 Elijah Price	F 37:21	2-4	0-0	4-4	2 6 8	2 4	8	3	0	2	1 0	8
7 Pierre Geneste Jr.	F 09:49	1-1	0-0	0-0	0 0 0	3 0	2	0	1	0	0	-1
8 Alex Crawford	F 34:06	8-13	1-4	4-6	1 4 5	2 5	21	0	1	0	1	19
5 Jalen Weaver	G 34:36	5-10	1-4	4-4	0 7 7	2 3	15	0	4	0	1	3
10 Zion Collins	G 32:25	7-11	2-4	7-7	0 2 2	0 6	23	3	1	0	0	8
23 Mor Seck	22:51	0-2	0-0	2-2	0 6 6	4 1	2	0	0	0	0	1
21 Brian Amunike	17:27	0-2	0-2	0-0	1 1 2	2 0	0	0	0	0	0	-2
0 Jasir Tremble	11:25	1-5	1-4	0-0	0 0 0	0 0	3	1	1	1	0	1
Team					0 1 1		0		1			
Totals		24-48	5-18	21-23	4 27 31	15 19	74	7	9	3	3 2	9

Technical Fouls: NONE

	AFA	FST
Biggest lead	0 (1 st 20:00)	18 (2 nd 11:01)
Best Scoring Run	9 (1 st 11:04)	14 (1 st 14:25)
Lead Changes	0	
Times Tied	1	
Time with Lead	00:00	38:46

Points from	AFA	FST
Turnovers	8	16
Paint	14	38
Second Chance	8	4
Fast Breaks	7	11
Bench	8	5

Period by Period Scoring	1st	2nd	TOT
AFA	24	41	65
FST	41	33	74


19

 Official Basketball Box Score - Final
San Diego St. at Air Force
 01/22/25 Cune Arena, U.S. Air Force Academy
 2024-25 Men's Basketball

 Game Time: 7:00 PM
 Game Duration: 2:42
 Attendance: 1,434

Officials: Verne Harris, Brian Dorsey, Randy McCall

San Diego St. - 77

Record: 12-5 (3-3)

NO. Name	Min	FG M-A	3P M-A	FT M-A	Rebounds OR DR TOT	Fouls PF FD	TP	AS	TO	ST	Blocks BS BA	+/-
0 Magoon Gwath	F 31:30	3-7	0-2	3-5	3 4 7	2 4	9	3	1	1	2 0	-1
3 Jared Coleman-Jones	F 32:32	5-9	2-3	2-5	2 4 6	4 6	14	0	1	1	1 0	-3
2 Nick Boyd	G 23:26	2-10	1-5	1-2	0 2 2	5 2	6	3	2	0	0 1	5
10 BJ Davis	G 30:30	2-8	0-3	2-4	0 2 2	4 2	6	2	1	0	0	0
21 Miles Byrd	G 25:20	2-9	0-6	4-4	0 2 2	5 3	8	1	0	4	3 0	4
40 Miles Heide	10:32	1-1	0-0	0-0	2 2 4	0 4	2	1	0	0	0	4
3 Wayne McKinney III	24:49	6-11	1-4	5-7	1 2 3	2 6	18	0	0	0	0	0
5 Pharaoh Compton	07:50	0-0	0-0	0-0	0 1 1	2 0	0	0	0	0	1 0	6
24 Taj DeGourville	26:15	5-9	1-3	0-0	4 3 7	1 2	11	0	1	1	0	-3
23 Kim Ferrari	10:56	1-1	1-1	0-0	1 0 1	1 0	3	0	0	1	0	-7
11 Demarshay Johnson Jr.	01:20	0-0	0-0	0-0	0 0 0	0 0	0	0	0	0	0	-1
Team					2 0 2		0		0			
Totals		27-65	6-27	17-27	15 22 37	31 24	77	10	6	8	7 1	1

 Technical Fouls: Byrd 1st 4:45

Air Force - 76

Record: 3-16 (0-8)

NO. Name	Min	FG M-A	3P M-A	FT M-A	Rebounds OR DR TOT	Fouls PF FD	TP	AS	TO	ST	Blocks BS BA	+/-
3 Luke Kearney	F 42:01	3-9	3-8	5-7	0 4 4	3 3	14	2	1	1	0 1	-3
51 Wesley Celichowski	C 34:19	8-8	1-1	5-6	2 0 2	4 6	22	0	2	0	1 0	-1
5 Ethan Taylor	G 42:51	4-10	4-8	9-11	1 7 8	4 5	21	1	2	1	0 0	7
24 Jeffrey Mills	G 25:37	1-4	0-2	2-2	2 1 3	5 5	4	2	3	1	0 1	-9
35 Kyle Marshall	G 39:33	1-6	0-0	4-7	1 10 11	3 4	6	0	2	0	0 3	6
11 Byron Brown	10:57	0-2	0-0	0-0	0 0 0	1 0	0	3	2	0	0	-11
10 Caleb Walker	10:41	2-3	0-0	3-7	1 0 1	0 5	7	0	1	0	0	0
20 Yoda Oke	19:01	0-2	0-1	2-4	2 3 5	4 2	2	3	1	0	0	6
Team					2 3 5		0		3			
Totals		19-44	8-20	30-44	11 28 39	24 30	76	11	17	3	1 7	-1

Technical Fouls: NONE

	SD	AF
Biggest lead	10 (2 nd 14:33)	4 (2 nd 3:12)
Best Scoring Run	11 (1 st 11:56)	7 (2 nd 11:48)
Lead Changes	16	
Times Tied	10	
Time with Lead	30:59	08:20

Points from	SD	AF
Turnovers	19	8
Paint	38	22
Second Chance	18	12
Fast Breaks	8	3
Bench	34	9

Period by Period Scoring	1st	2nd	OT1	TOT
SD	35	33	9	77
AF	31	37	8	76


20

 Official Basketball Box Score - Final
Utah St. at Air Force
 01/25/25 Cune Arena, U.S. Air Force Academy
 2024-25 Men's Basketball

 Game Time: 2:00 PM
 Game Duration: 1:48
 Attendance: 1,735

Officials: Michael Irving, Debra Carr, Daniel Nguyen

Utah St. - 87

Record: 18-2 (8-1)

NO.	Name	Min	FG	3P	FT	Rebounds		Fouls		TP	AS	TO	ST	Blocks		+/-
			M-A	M-A	M-A	OR	DR	PF	FD					BS	BA	
2	Tucker Anderson	F 18:43	4-8	2-6	0-0	0	1	1	0	0	0	0	0	2	0	-4
4	Ian Martinez	G 21:03	5-9	4-7	2-2	0	1	1	0	2	16	1	1	1	0	9
12	Mason Falslev	G 32:09	4-10	1-3	2-3	0	8	8	3	1	11	5	2	3	0	1
13	Deyton Albury	G 11:47	3-3	0-0	0-1	0	2	2	2	2	6	1	1	0	0	5
21	Aubin Gateretse	G 13:29	1-3	0-0	3-3	1	3	4	4	3	5	0	0	0	3	1
7	Dexter Akanno	25:50	3-7	3-6	0-0	1	1	2	1	1	9	1	0	1	0	1
8	Drake Allen	26:07	3-5	0-1	2-2	1	0	1	1	2	8	6	3	4	2	0
22	Karson Templin	11:54	1-1	1-1	0-0	0	3	3	2	0	3	1	1	0	0	15
5	Jordy Barnes	22:12	0-2	0-0	0-0	1	1	2	0	1	2	0	6	1	1	29
20	Isaac Johnson	11:24	4-6	4-6	0-0	0	4	4	3	0	12	0	0	0	1	12
3	Isaac Davis	03:13	1-1	0-0	2-2	0	0	1	1	1	4	1	0	0	0	5
3	Jaxon Smith	02:09	1-1	1-1	0-0	1	0	0	0	0	3	0	0	0	0	6
						1	0	1	0	0	0	0	0			
Team																

2024-25 Box Scores



Official Basketball Box Score - Final
Air Force at Colorado St.
01/28/25 Moby Arena, Fort Collins
2024-25 Men's Basketball

Game Time: 7:00 PM
Game Duration: 1:42
Attendance: 4,367

Officials: Randy Richardson, Larry Sciroto, Scott Brown

Air Force - 58

Record: 3-18 (0-10)

NO.	Name	Min	FG		3P	FT	Rebounds		Fouls		TP	AS	TO	ST	Blocks		+/-	
			M-A	M-A	M-A	OR	DR	OR	DR	PF					FD	BS		BA
3	Luke Kearney	F 37:04	2-8	1-5	2-2	1	3	4	0	2	7	0	1	0	0	0	-15	
51	Wesley Celichowski	C 24:00	1-6	0-3	3-3	0	1	1	1	5	5	3	0	0	0	3	-6	
5	Ethan Taylor	G 36:20	8-17	4-8	2-2	0	4	4	2	0	22	3	1	2	0	0	-21	
24	Jeffrey Mills	G 30:02	4-6	0-2	1-2	2	4	6	4	2	9	0	1	0	0	0	-8	
35	Kyle Marshall	G 32:01	2-5	1-1	2-2	1	5	6	2	2	7	1	3	0	0	0	-19	
10	Caleb Walker	09:06	1-5	0-0	0-0	0	0	0	0	2	0	0	3	0	0	0	-4	
20	Yoda Oke	11:08	0-2	0-0	1-2	1	3	4	1	3	1	0	0	0	0	0	-6	
11	Byron Brown	05:14	1-1	0-0	0-0	0	1	1	0	0	2	0	0	1	0	0	-9	
14	Beau Becker	06:54	0-4	0-3	0-0	1	0	1	0	0	0	0	1	0	0	0	-11	
22	Sam Springer	07:56	1-3	1-2	0-0	1	0	1	2	0	3	1	0	0	0	0	-3	
Team																		
Totals			20-57	7-24	11-13	7	22	29	14	14	58	8	10	3	3	0	0	-21

Technical Fouls: NONE

Colorado St. - 79

Record: 14-7 (8-2)

NO.	Name		Min	FG		3P	FT	Rebounds		Fouls		TP	AS	TO	ST	Blocks		+/-
			M-A	M-A	M-A	M-A	OR	DR	PF	FD	BS					BA		
8	Jaylen Crocker-Johnson	F	16:00	5-9	2-3	1-2	1	3	4	0	2	13	0	1	0	0	1	23
0	Kyan Evans	G	28:58	1-4	0-2	6-6	0	6	6	2	3	8	8	0	0	0	0	15
10	Nique Clifford	G	34:06	9-17	0-3	4-5	2	9	11	0	5	22	7	3	2	0	0	16
15	Jalen Lake	G	32:23	5-9	2-6	2-2	0	2	2	0	1	14	0	0	2	0	0	21
21	Rashaan Mbemba	G	18:13	1-3	0-0	1-1	0	1	1	1	3	1	3	0	0	0	1	4
11	Keshawn Williams		11:28	1-3	0-1	0-0	0	2	2	2	0	2	1	1	0	0	0	0
25	Ethan Morton		22:15	1-2	0-1	1-2	0	3	3	0	1	3	2	0	0	0	0	10
35	Kyle Jorgensen		10:45	1-3	0-0	0-0	1	0	1	2	0	2	0	0	0	0	1	2
13	Bowen Born		14:50	2-2	1-1	0-0	1	0	1	1	0	5	0	0	1	0	0	-1
23	Nikola Djapa		11:02	3-4	0-1	1-1	0	2	2	5	1	7	1	0	1	0	0	15
Team							1	3	4			0		0				
Totals				29-56	5-18	16-19	6	31	37	15	14	79	19	5	6	0	3	21

Technical Fouls: Djapa 2nd 13:01

	AFA	CSU						
Biggest lead	5 (1 st 18:28)	23 (2 nd 0:59)	Points from		AFA	CSU	Period by Period Scoring	
Best Scoring Run	6 (1 st 4:06)	13 (2 nd 0:59)	Turnovers		6	16	1st	2nd
			Paint		14	38	TOT	
Lead Changes	5		Second Chance		3	9	AFA	37
Times Tied	4		Fast Breaks		4	9		21
Time with Lead	04:54	32:29	Bench		8	19	CSU	38
								41
								79



Official Basketball Box Score - Final
Nevada at Air Force
02/04/25 Clune Arena, U.S. Air Force Academy
2024-25 Men's Basketball

Game Time: 6:00 PM
Game Duration: 1:48
Attendance: 2,134

Officials: Mike Reed, Jason Phillips, Mike Littwood

Nevada - 74

Record: 13-10 (5-7)

No.	Name	Min	FG		3P		FT		Rebounds		Fouls		TP	AS	TO	ST	Blocks		+/-	
			M-A	P-A	M-A	P-A	OR	DR	TOT	PF	FD	BS					BA			
7	Brandon Love	F 21:10	3-6	0-0	0-1	3	3	6	4	3	6	2	1	1	0	0	0	0	14	
11	Nick Davidson	F 29:08	8-15	2-4	7-11	2	3	5	2	8	25	2	0	0	0	0	2	1	6	
8	Kobe Sanders	G 27:29	7-10	2-4	5-6	0	3	3	2	4	21	3	1	3	0	0	0	-1		
20	Daniel Foster	G 30:30	1-4	0-2	0-0	0	3	3	2	1	2	4	2	0	0	0	0	12		
53	Xavier DuSell	G 23:13	4-8	3-6	0-0	0	0	0	1	0	11	0	0	0	0	0	0	7		
3	Tyler Rolison	27:15	1-3	0-1	2-2	0	4	4	1	2	4	3	2	0	0	1	0	20		
21	Justin McBride	21:50	2-4	0-1	1-2	0	3	3	2	1	5	0	1	0	1	0	7			
42	K.J. Hymes	06:52	0-0	0-0	0-0	0	0	0	4	1	0	0	0	0	1	0	0	-1		
0	Chuck Bailey III	11:53	0-0	0-0	0-0	0	2	2	0	0	0	0	0	0	0	0	0	6		
12	Jeriah Coleman	00:40	0-0	0-0	0-0	0	0	0	0	0	0	0	0	0	0	0	0	0		
Team																				
Totals			26-50	7-18	15-22	6	21	27	18	20	74	14	7	5	1	3	0	14		

Technical Fouls: NONE

Air Force - 60

Record: 3-20 (0-12)

NO.	Name	Min	FG		3P		FT		Rebounds		Fouls		TP	AS	TO	ST	Blocks		+/-	
			M	A	M	A	M	A	OR	DR	PF	FD					BS	BA		
3	Luke Kearney	F 34:28	4-9	3-6	0	0	4	4	4	0	11	1	3	2	0	0	0	-7		
51	Wesley Celichowski	C 25:08	3-4	1-2	6-8	1	4	5	4	7	13	1	1	0	1	0	0	-14		
5	Ethan Taylor	G 39:02	4-10	4-8	3-3	0	6	6	2	3	15	3	0	0	0	0	0	-14		
24	Jeffrey Mills	G 25:46	2-3	1-2	1-2	0	1	1	3	1	6	2	2	0	0	0	0	-12		
35	Kyle Marshall	G 37:36	2-6	0-1	1-2	1	5	6	2	2	5	3	4	0	1	1	0	-10		
11	Byron Brown	16:00	3-5	0-1	0-0	0	2	2	3	1	6	2	1	1	0	0	0	-6		
20	Yoda Oke	06:06	0-2	0-1	0-0	0	1	0	1	0	0	0	1	1	0	0	0	-5		
10	Caleb Walker	14:52	1-2	0-0	2-4	1	1	2	2	4	4	1	1	1	1	0	0	-14		
22	Sam Springer	01:02	0-0	0-0	0-0	0	0	0	0	0	0	0	0	0	0	0	0	-2		
Team																				
Totals			19-41	9-21	13-19	4	23	27	20	18	60	14	16	4	3	1	0	-14		

Technical Fouls: NONE

	NEV	AF				
Biggest lead	15 (2 nd 2:16)	9 (1 st 13:50)	Points from Turnovers	NEV 26	AF 8	
Best Scoring Run	10 (1 st 7:35)	7 (1 st 1:00)	Paint	24	20	
Lead Changes	3		Second Chance	6	6	
Times Tied	1		Fast Breaks	3	8	
Time with Lead	25:23	12:48	Bench	9	10	
			Period by Period Scoring			
				1st	2nd	TOT
			NEV	30	44	74
			AF	28	32	60



Official Basketball Box Score - Final
Air Force at San Jose St.
02/01/25 Provident Credit Union Event Center, San Jose, CA
2024-25 Men's Basketball

Game Time: 2:00 PM
Game Duration: 1:53
Attendance: 2,037

Officials: Kevin Briel, Daryl Gelinas, Janetta Graham

Air Force - 64

Record: 3-19 (0-11)

NO.	Name	Min	FG		3P		FT		Rebounds		Fouls		TP	AS	TO	ST	Blocks		+/-
			M	A	M	A	M	A	OR	DR	OT	FT					PF	BS	
3	Luke Kearney	F 34:49	4-10	1-2	4-4	2	0	2	5	2	13	1	2	0	0	2	-12		
51	Wesley Celichowski	C 19:05	3-10	1-2	3-4	3	0	3	4	3	10	2	2	0	1	3	-4		
5	Ethan Taylor	G 37:45	5-15	5-10	0-0	1	4	5	1	2	15	1	3	1	1	0	-12		
24	Jeffrey Mills	G 27:29	0-2	0-0	1-2	3	1	4	4	4	1	2	2	2	0	1	-4		
35	Kyle Marshall	G 38:09	3-8	0-0	4-5	1	11	12	3	3	10	2	2	0	1	2	-8		
11	Byron Brown	08:13	0-0	0-0	1-2	0	0	0	0	1	1	0	0	0	0	0	-3		
22	Sam Springer	03:60	0-0	0-0	0-0	0	0	0	0	1	0	0	0	0	0	0	0		
10	Caleb Walker	19:51	5-10	0-0	0-0	1	3	4	0	2	10	1	0	1	0	2	-3		
20	Yoda Oke	09:35	2-4	0-2	0-0	1	1	2	0	0	4	0	1	0	0	0	-5		
14	Beau Becker	01:04	0-1	0-1	0-0	0	0	0	0	0	0	0	0	0	0	0	-4		
Team			5 2 7 22 39 18 17 64 9 13 4 3 3 0 11																
Totals			22-60		7-17	13-17	12	22	39	18	17	64	9	13	4	3	3	11	



2 A.J. Patterson

G, 6-3, 200, Fr.
Atlanta, GA

(USAFA Prep/Mount Vernon Presbyterian)

- Has played in 10 games in reserve.
- vs. USU: Career-high 4 pts, 2 reb in 18 mins.
- vs. Boise: 2 assists.
- vs. UNLV: 2 pts, 1 reb in 8 mins.
- vs. UNM: First-career point on a free throw. One rebound.
- vs. UNLV: one steal in 2 mins.
- vs. Mercyhurst: Collegiate debut, recording an assist in 3 mins.

Before Air Force

Attended USAFA Prep School and played on basketball team in 2023-24... played for Tarik Mabon at Mt. Vernon ... averaged 6.3 assists per game as a senior ... averaged 5.3 assists as a junior.


2024-25 Game-by-Game

Opponent	G-S	FG	3FG	FT	O-D	Rb	F	Pts	A	T	S	B	Mn
N. Alabama					DNP								
Jax St.					DNP								
LIU					DNP								
Belmont					DNP								
Cal					DNP								
Mercyhurst	1-0	0-0	0-0	0-0	0-0	0	0	0	1	0	0	0	3
Sacramento St.					DNP								
Wright St.					DNP								
Miami Ohio					DNP								
Stony Brook					DNP								
Northern Colo.	1-0	0-0	0-0	0-0	0-2	2	1	0	0	0	0	0	3
Boise St.	1-0	0-0	0-0	0-0	0-0	0	0	0	0	0	0	0	1
UNLV	1-0	0-0	0-0	0-0	0-0	0	0	0	0	0	1	0	2
Wyoming					DNP								
San Diego St.	1-0	0-0	0-0	0-0	0-0	0	1	0	0	0	0	0	2
San Jose St.					DNP								
Nevada					DNP								
Fresno St.					DNP								
San Diego St.					DNP								
Utah St.	1-0	0-0	0-0	0-0	0-0	0	0	0	0	1	0	0	2
Colorado St.					DNP								
San Jose St.					DNP								
Nevada					DNP								
New Mexico	1-0	0-0	0-0	1-2	0-1	1	1	1	0	2	0	0	7
UNLV	1-0	0-1	0-0	2-2	1-0	1	0	2	0	0	0	0	8
Wyoming					DNP								
Fresno St.					DNP								
Colorado St.					DNP								
New Mexico					DNP								
Boise St.	1-0	0-0	0-0	0-0	0-0	0	0	0	2	0	0	0	5
Utah St.	1-0	2-6	0-2	0-0	1-1	2	2	4	0	4	0	0	18

Season Highs

Points..... 4 vs. Utah State 3-8
Rebs..... 2 twice
Assists..... 2 vs. Boise State 3-4
FGM..... 2 vs. Utah State 3-8
3FGM.....
FTM..... 2 vs. UNLV 2-11
Blk.....
Steals..... 1 vs. UNLV 12-31
Min..... 18 vs. Utah State 3-8

Career Highs



3 Luke Kearney

F, 6-7, 215, So.
Phoenix, AZ

(USAFA Prep/Bella Vista Prep)

- Second on team in scoring at 8.9 ppg and 13th in MW with 50 three's.
- Averaging 9.6 ppg in MW play with 34 three's.
- Leads team with .839 free throw percentage and .875 mark in MW play.
- vs. FS: 19 pts, 3 three's. Hit go-ahead three in OT. Scored 7 of 11 pts in OT.
- vs. UNLV: team high's of 17 pts, 6 reb, 3 three's.
- vs. UNM: Team-high 12 pts, 3 three's.
- vs. NEV: 11 pts, 3 three's, 4 reb.
- vs. SDSU: 14 pts, 42 mins played, 3 three's, 5-7 from line.
- vs. Fresno State: Double-double, career-high's of 20 pts, 11 reb, 6 three's.
- vs. Boise St: Tied career-high's with 16 pts and 4 three's.

2024-25 Game-by-Game

Opponent	G-S	FG	3FG	FT	O-D	Rb	F	Pts	A	T	S	B	Mn
N. Alabama	1-1	1-7	1-7	2-2	0-2	2	1	5	1	2	1	0	32
Jax St.	1-1	5-10	3-8	0-0	0-1	1	3	13	2	2	1	0	29
LIU	1-1	0-4	0-3	2-2	0-1	1	0	2	1	1	0	0	25
Belmont	1-0	1-2	0-1	0-0	0-0	0	2	2	0	2	0	0	12
Cal	1-0	5-9	2-6	2-3	0-2	2	3	14	0	2	0	0	20
Mercyhurst	1-0	4-5	4-5	0-0	0-1	1	1	12	2	1	0	1	13
Sacramento St.	1-0	1-3	1-2	1-2	0-4	4	2	4	0	0	0	0	17
Wright St.	1-0	3-7	1-4	2-2	0-3	3	2	9	0	1	1	1	37
Miami Ohio	1-0	6-12	4-8	0-0	2-2	4	2	16	1	2	0	0	34
Stony Brook	1-0	1-3	0-2	0-0	0-1	1	2	2	0	3	1	0	22
Northern Colo.	1-0	2-5	0-2	3-5	1-2	3	1	7	0	0	2	0	20
Boise St.	1-0	6-10	4-6	0-0	0-1	1	3	16	2	1	0	0	28
UNLV	1-1	1-7	0-5	2-2	2-7	9	1	4	1	0	1	0	22
Wyoming	1-1	3-3	1-1	0-0	0-0	0	1	7	0	1	0	0	30
San Diego St.	1-1	2-7	1-5	4-4	0-1	1	0	9	1	2	1	0	23
San Jose St.	1-1	1-6	0-3	0-0	0-3	3	1	2	0	1	0	0	21
Nevada	1-1	1-4	1-3	0-0	1-0	1	3	3	0	0	0	0	20
Fresno St.	1-1	7-23	6-15	0-0	9-2	11	3	20	1	1	1	0	40
San Diego St.	1-1	3-9	3-8	5-7	0-4	4	3	14	2	1	1	0	42
Utah St.	1-1	4-7	1-4	0-0	0-1	1	1	9	0	0	1	0	32
Colorado St.	1-1	2-8	1-5	2-2	1-3	4	0	7	0	1	0	0	37
San Jose St.	1-1	4-10	1-2	4-4	2-0	2	5	13	1	2	0	0	35
Nevada	1-1	4-9	3-6	0-0	0-4	4	4	11	1	3	2	0	34
New Mexico	1-1	3-6	3-5	3-3	0-3	3	2	12	2	2	2	0	27
UNLV	1-1	5-10	3-7	4-4	3-3	6	1	17	1	1	0	0	32
Wyoming	1-1	3-9	0-4	2-3	0-3	3	4	8	2	1	0	0	33
Fresno St.	1-1	7-17	3-11	2-3	1-3	4	1	19	3	0	2	0	39
Colorado St.	1-1	2-5	1-3	4-4	1-2	3	0	9	3	1	3	0	28
New Mexico	1-1	2-6	1-5	3-4	0-3	3	3	8	1	3	0	0	23
Boise St.	1-0	0-3	0-2	0-0	0-0	0	0	0	0	1	0	0	2
Utah St.	1-1	1-5	1-5	0-0	0-0	0	0	3	0	1	0	0	12

Season Highs

Points..... 20 vs. Fresno State 1-17
Rebs..... 11 vs. Fresno State 1-17
Assists..... 3 twice
FGM..... 7 twice
3FGM..... 6 vs. Fresno State 1-17
FTM..... 5 vs. San Diego State 1-22
Blk..... 1 twice
Steals..... 3 vs. Colorado State 2-25
Min..... 42 vs. San Diego State 1-22

Career Highs

20 vs. Fresno State 1-17-25
 11 vs. Fresno State 1-17-25
 3 twice
 7 twice
 6 vs. Fresno State 1-17-25
 5 vs. San Diego State 1-22-25
 1, 5x
 2, 4x
 42 vs. San Diego State 1-22-25

Patterson Career Statistics

Year	GP-GS	Min-Avg	FG-A	Pct	3F-A	Pct	FT-A	Pct	Off-Def	Tot	Avg	PF-FO	A	TO	B	St	Pts	Avg
2024-25	10-0	50/5.0	2-7	.286	0-2	.000	3-4	.750	2-4	6	0.6	5-0	3	7	0	1	7	0.7

Kearney Career Statistics

Year	GP-GS	Min-Avg	FG-A	Pct	3F-A	Pct	FT-A	Pct	Off-Def	Tot	Avg	PF-FO	A	TO	B	St	Pts	Avg
2023-24	21-0	214/10.2	28-73	.384	14-47	.298	11-13	.846	4-15	19	0.9	25-1	6	11	3	6	81	3.9
2024-25	31-21	821/26.5	90-231	.390	50-153	.327	47-56	.839	23-62	85	2.7	56-1	28	39	3	20	277	8.9
TOTAL	52-21	1035/19.9	118-304	.388	64-200	.320	58-69	.841	27-77	104	2.0	81-2	34	50	6	26	358	6.9



5 Ethan Taylor
G, 6-5, 205, Sr.
Houston, TX
(USAF Prep/Memorial HS)

- School-record 120 starts in 121 career games at Air Force.
 - Lone player in program history with 1,000 pts, 500 reb, 300 assists.
 - 16th in nation in minutes per game (36:31).
 - 36th in nation and leads MW with 91 three's (2nd most in AF season).
 - 11th in MW in scoring (13.6 ppg).
 - 1,301 career points (12th at AF), 391 assists (3rd at AF), 249 three's (2nd at AF).
 - First-ever triple-double in Academy history in 2022.
- 2024-25 (Senior):**
- Team Co-Captain.
 - 90 three's ranks 2nd in a season at AF. 53 three's in MW play is a school record.
 - vs. Boise: 16 pts, 5 three's made.
 - vs. NEV: MW career-high 22 pts. 5 three's, 6 reb.
 - vs. SJSU: 16 pts, 4 three's, 6 assists, 3 steals in 37 mins.
 - vs. Mercyhurst: 21 pts on 7 three's. 29th player in program history to reach 1000 pts.
 - vs. UNA: 30 pts, 8 three's - Both career-high's. One shy of school 3's record.

2024-25 Game-by-Game

Opponent	G-S	FG	3FG	FT	O-D	Rb	F	Pts	A	T	S	B	Mn
N. Alabama	1-1	9-13	8-11	2-2	1-7	8	3	30	1	2	1	1	39
Jax St.	1-1	7-14	4-10	5-6	2-8	10	1	23	6	1	2	1	39
LIU	1-1	4-12	1-8	1-1	0-4	4	4	10	4	2	3	0	38
Belmont	1-1	5-13	2-10	3-4	2-8	10	3	15	7	2	1	0	40
Cal	1-1	9-13	5-8	0-1	2-1	3	5	23	3	3	1	0	39
Mercyhurst	1-1	7-13	7-10	0-0	1-9	10	3	21	4	0	1	0	35
Sacramento St.	1-1	2-12	1-9	6-9	1-7	8	2	11	5	0	2	0	40
Wright St.	1-1	4-9	3-6	0-0	0-4	4	1	11	3	5	1	0	34
Miami Ohio	1-1	4-13	3-8	1-1	0-2	2	2	12	5	2	2	1	39
Stony Brook	1-1	6-11	3-6	2-2	2-6	8	2	17	6	4	3	2	35
Northern Colo.	1-1	1-9	0-7	0-0	0-4	4	3	2	1	2	0	0	29
Boise St.	1-1	1-4	1-4	0-0	0-1	1	1	3	5	2	0	1	35
UNLV	1-1	5-13	4-10	0-0	1-7	8	3	14	1	1	4	0	33
Wyoming	1-1	4-9	0-3	2-2	1-6	7	4	10	8	4	3	0	38
San Diego St.	1-1	3-9	3-6	2-2	0-5	5	4	11	1	4	3	0	35
San Jose St.	1-1	6-16	4-10	0-0	0-2	2	2	16	6	3	3	1	37
Nevada	1-1	8-16	5-11	1-2	1-5	6	3	22	1	3	3	0	38
Fresno St.	1-1	4-12	3-9	5-5	2-2	4	1	16	6	0	2	0	40
San Diego St.	1-1	4-10	4-8	9-11	1-7	8	4	21	1	2	1	0	43
Utah St.	1-1	6-14	4-9	2-3	0-6	6	2	18	3	4	1	1	36
Colorado St.	1-1	8-17	4-8	2-2	0-4	4	2	22	3	1	2	0	36
San Jose St.	1-1	5-15	5-10	0-0	1-4	5	1	15	1	3	1	1	38
Nevada	1-1	4-10	4-8	3-3	0-6	6	2	15	3	3	0	0	39
New Mexico	1-1	3-11	2-8	0-0	1-4	5	1	8	2	6	2	0	31
UNLV	1-1	2-11	2-9	0-0	0-3	3	1	6	2	0	0	1	35
Wyoming	1-1	0-7	0-2	3-5	1-4	5	3	3	3	0	0	0	35
Fresno St.	1-1	3-12	1-6	0-0	0-8	8	2	7	8	2	3	0	41
Colorado St.	1-1	5-11	1-3	2-4	0-3	3	3	13	2	3	1	0	35
New Mexico	1-1	3-14	1-7	0-0	1-2	2	3	7	1	2	0	0	28
Boise St.	1-1	5-12	5-10	1-1	0-4	4	4	16	5	2	2	0	34
Utah St.	1-1	1-7	1-7	0-0	1-2	3	1	3	2	3	0	0	35

Season Highs

Points..... 30 vs. N. Alabama 11-4
Rebs..... 10, 3x
Assists..... 8 twice
FGM..... 9 vs. N. Alabama 11-4
3FGM..... 8 vs. N. Alabama 11-4
FTM..... 6 vs. Sacramento State 11-24
Blk..... 2 vs. Stony Brook 12-7
Steals..... 4 vs. UNLV 12-31
Min..... 43 vs. San Diego State 1-22

Career Highs

30 vs. N. Alabama 11-4
12 vs. LIU 11-10-23
10 vs. Nevada 1-15-22
9, 3x
8 vs. N. Alabama 11-4
10 vs. Lindenwood 11-16-23
3 vs. South Dakota 11-26-23
5 vs. TAMUC 11-14-22
45 vs. Colorado State 1-16



6 Will Cooper
F, 6-6, 210, Fr.
Omaha, NE
(Millard South HS)

- 5.4 ppg in 14.5 mins per game. Has played in 20 games.
- 13.6 ppg with splits of .583/.560/1.000 across last 5 games.
- vs. USU: Led team with 16 pts, 4-6 from three.
- vs. UNM: 14 pts, 3-3 from three and free throw line.
- vs. FS: Career-high 21 pts on 6 made three's and 3-3 from line.
- vs. UNLV: 3 pts, 3 reb in 21 mins.
- vs. SJSU: 10 pts, 4-7 from field, 2-3 from three in 12 mins.
- vs. Mercyhurst: Collegiate debut with 4 pts and one reb in 4 mins.

Before Air Force

Averaged 16.2 points and 7.2 rebounds per game as a senior ... both junior and senior seasons cut short due to injury.

Personal

brother, Jack, is on basketball team at Midland University.

2024-25 Game-by-Game

Opponent	G-S	FG	3FG	FT	O-D	Rb	F	Pts	A	T	S	B	Mn
N. Alabama								DNP					
Jax St.								DNP					
LIU								DNP					
Belmont								DNP					
Cal								DNP					
Mercyhurst	1-0	2-3	0-0	0-0	0-1	1	2	4	0	1	0	0	4
Sacramento St.								DNP					
Wright St.	1-0	2-7	0-2	0-0	2-3	5	3	0	0	0	0	0	22
Miami Ohio	1-0	0-1	0-1	0-0	0-0	0	0	0	0	0	1	0	5
Stony Brook	1-0	0-0	0-0	0-0	0-3	3	0	0	1	1	0	1	9
Northern Colo.	1-0	3-4	0-1	1-2	0-0	0	4	7	1	0	0	0	14
Boise St.	1-0	0-1	0-1	0-0	0-0	0	2	0	1	0	0	0	9
UNLV	1-0	0-1	0-1	0-0	0-0	0	0	0	1	2	0	0	5
Wyoming								DNP					
San Diego St.	1-0	0-2	0-1	2-4	0-1	1	0	2	0	1	0	0	4
San Jose St.	1-0	4-7	2-3	0-0	1-2	3	1	10	0	1	0	0	12
Nevada	1-0	1-3	1-3	2-3	0-3	3	2	5	0	1	0	1	14
Fresno St.	1-0	1-5	1-5	0-0	0-2	2	1	3	1	1	0	1	11
San Diego St.								DNP					
Utah St.	1-0	0-1	0-0	0-0	1-0	1	0	0	0	0	0	0	2
Colorado St.								DNP					
San Jose St.								DNP					
Nevada								DNP					
New Mexico	1-0	0-1	0-1	0-0	1-0	1	0	0	0	0	0	0	5
UNLV	1-0	1-3	1-3	0-0	1-2	3	2	3	0	2	1	0	21
Wyoming	1-0	1-1	1-1	0-0	0-2	2	5	3	1	2	1	1	19
Fresno St.	1-0	6-12	6-12	3-3	0-1	1	3	21	1	2	0	1	31
Colorado St.	1-0	3-6	1-3	2-2	0-2	2	1	9	0	3	0	0	27
New Mexico	1-0	4-5	3-3	3-3	0-4	4	3	14	0	1	0	0	28
Boise St.	1-0	3-5	0-1	1-1	0-0	0	4	7	0	1	0	1	24
Utah St.	1-0	5-8	4-6	2-2	1-0	1	2	16	0	6	0	0	24

Season Highs

Points..... 21 vs. Fresno State 2-22
Rebs..... 5 vs. Wright State 11-30
Assists..... 1, 7x
FGM..... 6 vs. Fresno State 2-22
3FGM..... 6 vs. Fresno State 2-22
FTM..... 3 vs. Fresno State 2-22
Blk..... 1, 5x
Steals..... 1, 3x
Min..... 31 vs. Fresno State 2-22

Career Highs

Taylor Career Statistics

Year	GP-GS	Min-Avg	FG-A	Pct	3F-A	Pct	FT-A	Pct	Off-Def	Tot	Avg	PF-FO	A	TO	B	St	Pts	Avg
2021-22	28-28	977/34.9	86-215	.400	31-97	.320	37-53	.698	21-112	133	4.8	75-0	103	90	9	38	240	8.6
2022-23	31-30	933/30.1	78-195	.400	43-112	.384	22-36	.611	13-89	102	3.3	61-0	96	60	7	28	221	7.1
2023-24	31-31	1143/36.9	141-373	.378	84-235	.357	53-65	.815	15-108	123	4.0	67-1	83	58	12	36	419	13.5
2024-25	31-31	1132/36.5	138-362	.381	91-241	.378	54-68	.794	22-144	166	5.4	76-1	109	70	10	48	421	13.6
TOTAL	121-120	4184/34.6	443-1145	.387	249-685	.364	166-222	.748	71-453	524	4.3	279-2	391	278	38	150	1301	10.8

Cooper Career Statistics

Year	GP-GS	Min-Avg	FG-A	Pct	3F-A	Pct	FT-A	Pct	Off-Def	Tot	Avg	PF-FO	A	TO	B	St	Pts	Avg
2024-25	20-0	290/14.5	36-76	.474	20-48	.417	16-20	.800	7-26	33	1.7	36-1	7	25	6	3	108	5.4



10 Caleb Walker

F, 6-9, 240, So.

Jefferson City, MO

(USAFA Prep/Eugene HS)

- 5th on team in scoring & 4th in rebounding (6.5 ppg, 3.2 rpg) .544 FG.
- vs. UNM: 16 pts, 7 reb, career-high 3 steals in 27 mins.
- vs. CSU: 11 pts, tied career high with 7 reb in 23 mins.
- vs. USU: 9 pts, 3-3 from line, career-high 5 assists.
- vs. SDSU: 7 pts in 11 mins. Got to line 7 times.
- vs. Wyo: First-career start. 5 pts on 2-3 shooting.
- vs. Stony Brook: 14 pts on 6-6 shooting from field.
- vs. Belmont: 17 pts, 6 reb. 5-6 FG, 7-9 FT in 22 mins off bench.

2023-24:

- Lone game appeared in was vs. Utah State, playing one minute.

Notable:

- father, Steve (Lt. Col. Retired) is a USAFA grad and played on the football team as a linebacker.

2024-25 Game-by-Game

Opponent	G-S	FG	3FG	FT	O-D	Rb	F	Pts	A	T	S	B	Mn
N. Alabama	1-0	5-7	0-0	2-3	1-6	7	3	12	2	2	0	0	25
Jax St.	1-0	4-6	1-1	1-2	3-1	4	3	10	4	1	0	2	23
LIU	1-0	1-3	0-0	0-0	0-2	2	1	2	1	3	0	0	14
Belmont	1-0	5-6	0-0	7-9	4-2	6	4	17	1	2	0	0	22
Cal	1-0	1-2	0-1	1-2	1-3	4	5	3	1	2	1	0	12
Mercyhurst	1-0	3-3	0-0	0-2	1-4	5	0	6	2	3	0	0	16
Sacramento St.	1-0	3-8	0-0	1-3	4-2	6	2	7	2	1	0	2	15
Wright St.	1-0	3-9	0-0	3-5	2-2	4	3	9	2	3	0	2	20
Miami Ohio	1-0	5-6	0-0	2-4	0-1	1	1	7	0	1	1	1	25
Stony Brook	1-0	6-6	0-0	2-4	0-2	2	1	14	0	4	1	1	15
Northern Colo.	1-0	5-7	0-0	0-1	0-2	2	0	10	2	2	1	0	20
Boise St.	1-0	3-7	0-0	1-2	3-3	6	3	7	0	2	0	0	20
UNLV	1-0	0-1	0-0	3-9	0-2	2	1	3	2	3	2	1	17
Wyoming	1-1	2-3	0-0	1-2	0-0	0	1	5	1	1	0	0	10
San Diego St.	1-1	1-2	0-0	0-4	0-3	3	0	2	2	2	2	0	18
San Jose St.	1-1	1-3	0-0	1-4	1-0	1	1	3	1	2	0	0	9
Nevada	1-1	1-4	0-0	0-0	1-2	3	3	2	1	0	0	0	15
Fresno St.	1-1	2-5	0-0	1-2	1-4	5	0	5	0	0	0	0	20
San Diego St.	1-0	2-3	0-0	3-7	1-0	1	0	7	0	1	0	0	11
Utah St.	1-0	3-7	0-0	3-3	1-1	2	2	9	5	2	0	1	20
Colorado St.	1-0	1-5	0-0	0-0	0-0	0	2	2	0	3	0	0	9
San Jose St.	1-0	5-10	0-0	0-0	1-3	4	0	10	2	2	0	1	20
Nevada	1-0	1-2	0-0	2-4	1-1	2	2	4	1	1	1	1	15
New Mexico	1-0	2-5	0-0	0-0	0-0	0	3	4	0	1	0	0	11
UNLV	1-0	0-2	0-0	0-2	0-0	0	1	0	2	0	1	0	13
Wyoming	1-0	1-2	0-0	1-2	1-1	2	0	3	1	2	1	1	5
Fresno St.	1-0	0-0	0-0	0-0	1-0	1	1	0	0	0	0	0	6
Colorado St.	1-0	5-11	1-1	0-0	4-3	7	1	11	0	2	0	0	23
New Mexico	1-0	7-10	0-0	2-3	2-5	7	3	16	1	1	3	1	27
Boise St.	1-0	0-0	0-0	2-4	1-4	5	2	2	0	0	0	0	13
Utah St.	1-0	2-2	0-0	0-1	1-2	3	2	4	4	0	1	0	22

Season Highs

Points..... 17 vs. Belmont 11-15
Rebs..... 7, 3x
Assists..... 5 vs. Utah State 11-25
FGM..... 7 vs. New Mexico 3-1
3FGM..... 1 twice
FTM..... 7 vs. Belmont 11-15
Blk..... 2, 3x
Steals..... 3 vs. New Mexico 3-1-25
Min..... 27 vs. New Mexico 3-1

Career Highs

17 vs. Belmont 11-15-25
 7, 3x
 5 vs. Utah State 11-25-25
 7 vs. New Mexico 3-1-25
 1 twice
 7 vs. Belmont 11-15-25
 2, 3x
 27 vs. New Mexico 3-1-25



11 Byron Brown

G, 6-5, 210, Sr.

Sahuarita, AZ

(USAFA Prep/Sahuarita HS)

- Has 11 starts on season. Averaging 2.5 ppg and 1.7 rpg.
- vs. UNLV: 6 pts, 2 assists in 17 mins.
- vs. NEV: Tied season-high with 6 pts in 26 mins.
- vs. USU: Tied career-high with 3 steals.
- vs. Wyo: 5 pts, 2 assists in 11 minutes.
- vs. Wright St.: Career-high 11 rebounds, to go with 5 pts in 29 mins.
- vs. Sacramento St.: Career-high's of 5 assists and 6 reb in 33 mins.

2023-24

- Cliff Parsons Award winner for the member of the Falcon basketball team that gives his best every day, in every way.

- Averaged 5.1 ppg and shot 51.4 percent from the field.

- Started 8 of 18 games in MW play, averaging 5.9 ppg.

- Set Air Force record with 56.9 percent shooting in MW play.

2024-25 Game-by-Game

Opponent	G-S	FG	3FG	FT	O-D	Rb	F	Pts	A	T	S	B	Mn
N. Alabama	1-1	1-2	0-0	0-2	2-2	4	0	2	0	1	0	1	18
Jax St.	1-0	0-1	0-0	0-0	0-0	0	2	0	0	0	0	0	15
LIU	1-0	0-1	0-1	2-2	0-2	2	3	2	1	2	0	1	20
Belmont	1-1	0-1	0-0	2-5	1-1	2	2	2	2	1	1	0	30
Cal	1-1	1-6	0-0	3-4	1-0	1	1	5	1	1	1	3	28
Mercyhurst	1-1	3-4	0-1	0-0	1-2	3	2	6	0	1	0	0	31
Sacramento St.	1-1	0-2	0-1	2-4	0-6	6	3	2	5	1	0	0	33
Wright St.	1-1	2-4	0-1	1-2	5-6	11	3	5	2	3	0	0	29
Miami Ohio	1-1	2-4	0-1	0-2	0-3	3	2	4	3	1	1	0	24
Stony Brook	1-1	1-2	1-2	0-1	0-0	0	2	3	2	1	1	0	20
Northern Colo.	1-1	2-2	0-0	1-4	0-1	1	2	5	1	0	0	0	13
Boise St.	1-1	1-1	0-0	0-0	0-0	0	3	2	0	1	0	0	4
UNLV	1-0	0-3	0-1	0-0	0-0	0	1	0	2	0	1	0	18
Wyoming	1-0	2-5	1-4	0-0	1-0	1	3	5	2	0	0	0	11
San Diego St.	1-0	0-0	0-0	1-2	1-3	4	1	1	2	0	2	2	19
San Jose St.	1-0	0-1	0-0	0-0	1-2	3	0	0	4	1	0	0	12
Nevada	1-0	0-2	0-1	0-0	0-1	1	5	0	3	1	0	0	15
Fresno St.	1-0	0-0	0-0	0-0	0-0	0	3	0	0	0	0	0	2
San Diego St.	1-0	0-2	0-0	0-0	0-0	1	0	0	3	2	0	0	11
Utah St.	1-0	0-2	0-0	3-4	1-1	2	1	3	0	1	3	0	17
Colorado St.	1-0	1-1	0-0	0-0	0-1	1	0	2	0	0	1	0	5
San Jose St.	1-0	0-0	0-0	1-2	0-0	0	0	1	0	0	0	0	8
Nevada	1-0	3-5	0-1	0-0	0-2	2	3	6	2	2	0	0	26
New Mexico	1-0	0-1	0-0	0-2	0-1	1	0	0	0	0	0	0	9
UNLV	1-0	3-3	0-0	0-0	0-1	1	2	6	2	2	0	0	17
Wyoming	1-0	1-2	0-0	0-0	0-1	1	2	2	0	1	0	1	7
Fresno St.	1-0	0-0	0-0	0-0	0-0	0	1	0	0	1	0	0	2
Colorado St.	1-0	1-1	0-0	2-2	0-0	0	3	4	0	2	1	0	6
New Mexico	1-0	0-0	0-0	0-0	0-0	0	0	0	0	1	0	0	2
Boise St.	1-1	2-3	0-0	2-5	0-2	2	3	6	1	1	0	0	20
Utah St.	1-0	1-2	0-0	0-0	0-2	2	0	2	0	0	0	0	9

Season Highs

Points..... 6, 3x
Rebs..... 11 vs. Wright State 11-30
Assists..... 5 vs. Sacramento State 11-27
FGM..... 3, 3x
3FGM..... 1 twice
FTM..... 3 vs. Cal 11-21
Blk..... 3 vs. Cal 11-21
Steals..... 3 vs. Utah State 1-25
Min..... 33 vs. Sacramento St. 11-27

Career Highs


16 vs. Wyoming 3-5-24
 11 vs. Wright State 11-30-24
 5 vs. Sacramento State 11-24
 6 vs. Wyoming 3-5-24
 3 vs. Wyoming 3-5-24
 5 vs. LIU 11-10-23
 3 twice
 3 twice
 39 vs. Utah State 3-1-24

Walker Career Statistics

Year	GP-GS	Min-Avg	FG-A	Pct	3F-A	Pct	FT-A	Pct	Off-Def	Tot	Avg	PF-FO	A	TO	B	St	Pts	Avg
2023-24	1-0	1-1.0	0-0	.000	0-0	.000	0-0	.000	0-0	0	0.0	0-0	0	0	0	0	0	0.0
2024-25	31-5	511/16.5	80-147	.544	2-3	.667	38-85	.447	37-61	98	3.2	50-1	41	46	12	15	200	6.5
TOTAL	32-5	512/16.0	80-147	.544	2-3	.667	38-85	.447	37-61	98	3.1	50-1	41	46	12	15	200	6.3

Brown Career Statistics

Year	GP-GS	Min-Avg	FG-A	Pct	3F-A	Pct	FT-A	Pct	Off-Def	Tot	Avg	PF-FO	A	TO	B	St	Pts	Avg
2021-22	3-0	10/3.4	1-1	1.000	0-0	.000	1-3	.333	0-0	0	0.0	0-0	0	0	1	0	3	1.0
2022-23	7-0	18/2.6	0-2	.000	0-2	.000	1-4	.250	0-1	1	0.1	3-0	1	1	1	3	1	0.1
2023-24	31-8	624/20.1	57-111	.514	11-34	.324	33-50	.660	23-35	58	1.9	73-3	32	34	12	11	158	5.1
2024-25	31-11	475/15.3	27-63	.429	2-14	.143	20-43	.465	14-40	54	1.7	54-1	37	29	8	11	76	2.5
TOTAL	72-19	1127/15.7	85-177	.480	13-50	.260	55-100	.550	37-76	113	1.6	130-4	70	64	22	25	238	3.3



13 Chase Beasley
G/F, 6-6, 195, Sr.
Fort Washington, MD
(USAFA Prep/St. Stephens & St. Agnes)

Averaging 4.0 ppg, 4.6 rpg since being inserted into starting lineup.
- vs. Boise: 6 pts, career-high 8 reb.
- vs. UNM: 10 pts, 7 reb, 2 blks in 28 mins.
- vs. CSU: 1 pt, 3 reb, 2 assists, 1 stl, 1 blk in 27 mins.
- vs. FS: First appearance and start of season. 3 pts, 4 reb, 4 assists in 22 mins.

2023-24

- Played in 26 games, making 11 starts.
- Averaged 12.5 mins per game, 1.8 ppg, 1.5 rpg and 0.9 apg.
- Multiple assists in eight games.
- Entered season having played 22 minutes for career.
- Career-high 14 pts in first-career start vs. Portland State, with 4 assists in 37 mins.

2024-25 Game-by-Game

Opponent	G-S	FG	3FG	FT	O-D	Rb	F	Pts	A	T	S	B	Mn
N. Alabama					DNP								
Jax St.					DNP								
LIU					DNP								
Belmont					DNP								
Cal					DNP								
Mercyhurst					DNP								
Sacramento St.					DNP								
Wright St.					DNP								
Miami Ohio					DNP								
Stony Brook					DNP								
Northern Colo.					DNP								
Boise St.					DNP								
UNLV					DNP								
Wyoming					DNP								
San Diego St.					DNP								
San Jose St.					DNP								
Nevada					DNP								
Fresno St.					DNP								
San Diego St.					DNP								
Utah St.					DNP								
Colorado St.					DNP								
San Jose St.					DNP								
Nevada					DNP								
New Mexico					DNP								
UNLV					DNP								
Wyoming					DNP								
Fresno St.	1-1	1-2	1-2	0-0	0-4	4	0	3	4	1	3	0	22
Colorado St.	1-1	0-2	0-1	1-2	0-3	3	3	1	2	3	1	1	27
New Mexico	1-1	4-6	0-1	2-2	0-7	7	2	10	3	2	1	2	28
Boise St.	1-1	3-5	0-0	0-0	0-8	8	4	6	0	3	0	0	22
Utah St.	1-1	0-0	0-0	0-0	0-1	1	1	0	0	0	0	0	9

Season Highs

Points..... 10 vs. New Mexico 3-1
Rebs..... 8 vs. Boise State 3-4
Assists..... 4 vs. Fresno State 2-22
FGM..... 4 vs. New Mexico 3-1
3FGM..... 1 vs. Fresno State 2-22
FTM..... 2 vs. New Mexico 3-1
Blk..... 2 vs. New Mexico 3-1
Steals..... 3 vs. Fresno State 2-22
Min..... 28 vs. New Mexico 3-1

Career Highs

14 vs. Portland St. 11-6-22
8 vs. Boise State 3-4-25
vs. William & Mary 11-17-23
5 vs. Portland St. 11-6-23
2 vs. Lindenwood 11-16-23
5 vs. VMI 11-22
2 twice
3 vs. Fresno State 2-22-25
37 vs. Portland St. 11-6-23



14 Beau Becker
F, 6-7, 210, Sr.
Dallas, TX
(USAFA Prep/Woodrow Wilson HS)

- Returned to lineup vs. UNLV after missing 11 games due to injury. 5 pts, with a 3 in 8 mins in return.
- 2. ppg with 7 three's in 17 games.
- vs. WYO: Season-high 10 pts in 13 mins, 4-7 from field, 2-5 from three.
- vs. SJSU: 9 pts on 3 three's in 13 mins. One blocked shot.
- Suffered injury in North Alabama game.
- Second-leading returning scorer from MW at 13.8 ppg.

2023-24

- Co-Bob Beckel Team MVP Award winner.
- Second on team in scoring at 13.8 ppg, to go with 4.4 rpg in 30.0 mpg.
- Third in MW in 3's per game (2.4). 74 three's is 10th in a season at AF.
- 48.5 percent shooting ranked 6th in MW.
- One of two players on team to start all 31 games.
- 26 pts vs. Northern Colorado, career-high six three's made. 10-15 FG, 6-9 3pt

2024-25 Game-by-Game

Opponent	G-S	FG	3FG	FT	O-D	Rb	F	Pts	A	T	S	B	Mn
N. Alabama	1-0	0-1	0-1	0-0	0-1	1	0	0	1	0	0	0	6
Jax St.					DNP								
LIU					DNP								
Belmont					DNP								
Cal					DNP								
Mercyhurst					DNP								
Sacramento St.					DNP								
Wright St.					DNP								
Miami Ohio					DNP								
Stony Brook					DNP								
Northern Colo.					DNP								
Boise St.					DNP								
UNLV	1-0	2-4	1-3	0-0	0-1	1	1	5	1	1	0	0	8
Wyoming	1-0	0-1	0-0	1-2	0-1	1	1	1	0	1	0	0	7
San Diego St.	1-0	0-1	0-1	0-0	0-0	0	0	0	0	0	0	0	6
San Jose St.	1-0	3-6	3-4	0-0	0-1	1	2	9	1	0	0	1	13
Nevada					DNP								
Fresno St.	1-0	0-1	0-1	0-0	0-0	0	0	0	0	1	0	0	4
San Diego St.					DNP								
Utah St.	1-0	0-1	0-1	1-2	1-0	1	0	1	0	0	0	0	2
Colorado St.	1-0	0-4	0-3	0-0	1-0	1	0	0	0	1	0	0	7
San Jose St.	1-0	0-1	0-1	0-0	0-0	0	0	0	0	0	0	0	1
Nevada					DNP								
New Mexico	1-0	0-3	0-2	2-2	0-1	1	0	2	1	0	0	0	12
UNLV	1-0	0-4	0-4	1-2	0-1	1	2	1	1	0	0	0	8
Wyoming	1-0	4-7	2-5	0-0	0-1	0	0	10	1	0	0	0	13
Fresno St.	1-0	1-4	1-2	2-3	1-0	1	1	5	1	1	1	0	9
Colorado St.	1-0	0-1	0-1	0-0	0-0	0	0	0	0	0	1	0	6
New Mexico	1-0	0-1	0-1	0-0	0-0	0	0	0	0	0	0	0	2
Boise St.	1-0	2-5	2-4	0-0	0-1	1	1	6	0	1	0	0	12
Utah St.	1-0	0-0	0-0	0-0	0-0	0	0	0	0	1	0	0	2

Season Highs

Points..... 10 vs. Wyoming 2-18
Rebs..... 1, 8x
Assists..... 1, 7x
FGM..... 4 vs. Wyoming 2-18
3FGM..... 3 vs. San Jose State 1-11
FTM..... 2 vs. New Mexico 2-8
Blk..... 1 vs. San Jose State 1-11
Steals..... 1 vs. Fresno State 2-22
Min..... 13 twice

Career Highs

31 vs. William & Mary 11-17-23
10 vs. Boise State 1-31-23
6 vs. UNLV 2-24-23
12 vs. William & Mary 11-17-23
6 vs. Northern Colorado 12-21-23
4 vs. Lindenwood 11-16
4 vs. VMI 11-22
2, 4x
44 vs. Colorado State 1-16-24

Beasley Career Statistics

Year	GP-GS	Min-Avg	FG-A	Pct	3F-A	Pct	FT-A	Pct	Off-Def	Tot	Avg	PF-FO	A	TO	B	St	Pts	Avg
2022-23	9-0	22/2.4	3-3	1.000	0-0	.000	1-2	.500	3-4	7	0.8	0-0	1	1	0	0	7	0.8
2023-24	26-11	324/12.5	15-40	.375	2-13	.154	14-22	.636	14-24	38	1.5	30-1	25	32	6	10	46	1.8
2024-25	5-5	108/21.6	8-15	.533	1-4	.250	3-4	.750	0-23	23	4.6	10-0	9	9	3	5	20	4.0
TOTAL	40-16	454/11.3	26-58	.448	3-17	.176	18-28	.643	17-51	68	1.7	40-1	35	42	9	15	73	1.8

Becker Career Statistics

Year	GP-GS	Min-Avg	FG-A	Pct	3F-A	Pct	FT-A	Pct	Off-Def	Tot	Avg	PF-FO	A	TO	B	St	Pts	Avg
2022-23	27-15	571/21.1	76-182	.418	32-95	.337	15-25	.600	20-73	93	3.4	53-1	26	16	23	11	199	7.4
2023-24	31-31	930/30.0	166-342	.485	74-187	.396	22-31	.710	29-106	135	4.4	75-0	45	31	25	14	428	13.8
2024-25	17-1	119/7.0	12-45	.267	9-34	.265	7-11	.636	3-8	11	0.6	8-0	7	8	1	1	40	2.4
TOTAL	75-47	1619/21.6	254-569	.446	115-316	.364	44-67	.657	52-187	239	3.2	136-1	78	55	49	26	667	8.9



20 Yoda Oke

G, 6-6, 195, Fr.
Fullerton, CA
(Sonora HS)

- Has played in 13 games, averaging 2.3 ppg and 2.5 rpg.
- vs. UNM: Career-high's of 6 pts, 6 reb, first-two three's of career.
- vs. USU: 5 pts, 3 reb in 11 mins.
- vs. SDSU: 2 pts, 5 reb, 3 assists in 19 mins. Entered game with 4 career mins.
- vs. UNLV: Collegiate debut with 2 pts, 1 reb, 1 steal in 2 mins.

Before Air Force

Also competed in soccer and track in high school ... graduated with 4.7 grade-point average ... also played for Juice County AAU.

Personal:

hobby is soccer, which he grew up playing his whole life until last year ... favorite athlete is Steph Curry ... favorite team is the Golden State Warriors ... credits his parents as having the biggest influence on his sports career.

2024-25 Game-by-Game

Opponent	G-S	FG	3FG	FT	O-D	Rb	F	Pts	A	T	S	B	Mn
N. Alabama					DNP								
Jax St.					DNP								
LIU					DNP								
Belmont					DNP								
Cal					DNP								
Mercyhurst					DNP								
Sacramento St.					DNP								
Wright St.					DNP								
Miami Ohio					DNP								
Stony Brook					DNP								
Northern Colo.					DNP								
Boise St.					DNP								
UNLV	1-0	1-1	0-0	0-0	1-0	1	0	2	0	0	1	0	2
Wyoming					DNP								
San Diego St.	1-0	0-0	0-0	0-0	0-1	1	0	0	0	0	0	0	2
San Jose St.					DNP								
Nevada					DNP								
Fresno St.					DNP								
San Diego St.	1-0	0-2	0-1	2-4	2-3	5	4	2	3	1	0	0	19
Utah St.	1-0	1-2	0-1	3-5	0-3	3	0	5	0	1	0	0	11
Colorado St.	1-0	0-2	0-0	1-2	1-3	4	1	1	0	0	0	0	11
San Jose St.	1-0	2-4	0-2	0-0	1-1	2	0	4	0	1	0	0	10
Nevada	1-0	0-2	0-1	0-0	1-0	1	0	0	1	1	0	0	6
New Mexico	1-0	2-4	2-3	0-0	0-6	6	0	6	1	1	0	0	13
UNLV	1-0	0-0	0-0	0-0	0-1	1	0	0	0	0	0	0	2
Wyoming	1-0	0-0	0-0	0-0	0-0	0	0	0	0	0	1	0	5
Fresno St.					DNP								
Colorado St.	1-0	0-1	0-1	0-0	0-0	0	0	0	0	1	0	0	1
New Mexico					DNP								
Boise St.	1-0	2-3	1-1	0-0	0-6	6	0	5	1	0	0	0	13
Utah St.	1-0	2-5	0-3	1-3	0-3	3	0	5	0	0	0	0	8

Season Highs

Points..... 6 vs. New Mexico 2-8
Rebs..... 6 vs. New Mexico 2-8
Assists..... 3 vs. San Diego State 1-22
FGM..... 2, 3x
3FGM..... 2 vs. New Mexico 2-8
FTM..... 3 vs. Utah State 1-25
Blk.....
Steals..... 1 twice
Min..... 19 vs. San Diego State 1-22

Career Highs



22 Sam Springer

F, 6-7, 215, Fr.
Cleveland, OH
(Saint Ignatius HS)

- Has played in 18 games, averaging 3.1 ppg in 7.9 mpg.
- vs. Wyo: 4 pts and 2 reb in 18 mins.
- vs. UNLV: Career-high 9 pts, 4-4 from line.
- vs. Boise St.: Tied career-high with 8 pts, to go with 3 rebounds.
- vs. UNC: Career-high 8 pts in 15 mins. 5-6 from line.
- vs. North Alabama: Collegiate debut with 1 min of action.

Before Air Force

Lettered three years at Saint Ignatius and was coached by Cam Joyce ... led Saint Ignatius to 2024 D1 State Championship ... averaged 13 points and nine rebounds per game as a senior.

Personal: father played college basketball and mother ran cross country at University of Richmond.

2024-25 Game-by-Game

Opponent	G-S	FG	3FG	FT	O-D	Rb	F	Pts	A	T	S	B	Mn
N. Alabama	1-0	0-1	0-0	0-0	0-0	0	0	0	0	0	0	0	1
Jax St.					DNP								
LIU					DNP								
Belmont					DNP								
Cal					DNP								
Mercyhurst	1-0	1-1	1-1	1-2	0-0	0	0	4	0	0	0	0	4
Sacramento St.					DNP								
Wright St.					DNP								
Miami Ohio					DNP								
Stony Brook	1-0	0-1	0-1	0-0	0-0	0	1	0	0	1	0	0	3
Northern Colo.	1-0	1-4	1-3	5-6	0-1	1	2	8	0	0	1	0	15
Boise St.	1-0	2-4	1-2	3-3	0-3	3	2	8	0	2	1	0	23
UNLV	1-0	2-7	1-4	4-4	2-0	2	3	9	0	0	1	0	17
Wyoming	1-0	2-4	0-1	0-1	0-2	2	3	4	0	0	0	0	18
San Diego St.	1-0	1-4	0-3	0-1	0-3	3	0	2	0	1	0	0	7
San Jose St.	1-0	2-4	0-1	0-0	0-1	1	2	4	0	0	0	0	18
Nevada	1-0	2-4	1-3	0-0	0-2	2	1	5	0	1	0	0	8
Fresno St.	1-0	0-1	0-0	0-0	0-0	0	0	0	0	0	0	0	2
San Diego St.					DNP								
Utah St.	1-0	0-0	0-0	0-0	0-0	0	0	0	0	0	0	0	2
Colorado St.	1-0	1-3	1-2	0-0	1-0	1	2	3	1	0	0	0	8
San Jose St.	1-0	0-0	0-0	0-0	0-0	1	0	0	0	0	0	0	4
Nevada	1-0	0-0	0-0	0-0	0-0	0	0	0	0	0	0	0	1
New Mexico	1-0	0-3	0-3	3-4	1-0	1	0	3	0	0	0	0	4
UNLV	1-0	0-2	0-1	2-2	1-0	1	0	2	0	0	0	1	3
Wyoming					DNP								
Fresno St.					DNP								
Colorado St.					DNP								
New Mexico					DNP								
Boise St.	1-0	1-1	1-1	0-0	0-0	0	0	3	0	1	0	0	5
Utah St.					DNP								

Season Highs

Points..... 9 vs. UNLV 12-31
Rebs..... 3 vs. Boise State 12-21
Assists..... 1 vs. Nevada 1-14
FGM..... 2, 3x
3FGM..... 1, 5x
FTM..... 5 vs. Northern Colo. 11-21
Blk..... 1 vs. UNLV 2-11
Steals..... 1, 3x
Min..... 23 vs. Boise State 12-21

Career Highs

Oke Career Statistics

Year	GP-GS	Min-Avg	FG-A	Pct	3F-A	Pct	FT-A	Pct	Off-Def	Tot	Avg	PF-FO	A	TO	B	St	Pts	Avg
2024-25	13-0	103/7.9	10-26	.385	3-13	.231	7-14	.500	6-27	33	2.5	5-0	6	6	0	2	30	2.3

Springer Career Statistics

Year	GP-GS	Min-Avg	FG-A	Pct	3F-A	Pct	FT-A	Pct	Off-Def	Tot	Avg	PF-FO	A	TO	B	St	Pts	Avg
2024-25	18-0	142/7.9	15-43	.349	7-25	.280	18-23	.783	5-10	15	0.8	17-0	1	6	1	3	55	3.1



23 Sam Duskin

G, 6-4, 180, Fr.
Cullman, AL
(Cullman HS)

- Has 8 starts on season and averaging 2.0 ppg and 1.3 rpg.
- Eighth three's made on season.
- vs. Mercyhurst: 7 pts, 4 reb, 2 assists, 2 steals in 27 mins.
- vs. Belmont: Career-high 13 pts, hitting 3 three's.
- vs. LIU: 6 pts with a pair of three's, one steal in 16 mins.
- vs. Jax St.: First-career start, 4 reb, 1 block in 22 mins.

Before Air Force

Three-time All-Area ... Area MVP ... led Cullman to three state sweet 16 appearances ... led Cullman to 78-18 record during his time there ... coached by Stu Stuedeman ... graduated with 4.0 grade-point average and was a National Honor Society member ... played club ball to Pro One Basketball Club, coached by Danny Servick.

2024-25 Game-by-Game

Opponent	G-S	FG	3FG	FT	O-D	Rb	F	Pts	A	T	S	B	Mn
N. Alabama	1-0	0-1	0-1	0-0	0-0	0	0	0	2	1	0	0	9
Jax St.	1-1	0-2	0-2	0-1	2-2	4	3	0	0	0	0	1	22
LIU	1-1	2-3	2-3	0-0	1-2	3	3	6	0	0	1	0	16
Belmont	1-1	5-12	3-9	0-0	0-3	3	2	13	2	1	2	0	29
Cal	1-1	0-1	0-1	0-0	0-0	0	0	0	0	0	0	0	7
Mercyhurst	1-1	2-3	1-2	2-2	0-4	4	2	7	2	0	2	1	27
Sacramento St.	1-1	2-6	2-6	0-0	0-2	2	3	6	0	0	2	1	21
Wright St.	1-1	0-0	0-0	0-0	0-0	0	0	0	0	0	0	0	4
Miami Ohio	1-1	0-0	0-0	0-0	0-0	0	0	0	0	1	0	0	4
Stony Brook	1-0	0-0	0-0	0-0	0-0	0	0	0	0	1	0	0	2
Northern Colo.	1-0	0-1	0-1	0-0	0-0	0	0	0	0	0	0	0	4
Boise St.													
UNLV	1-0	0-2	0-2	0-0	0-0	0	0	0	0	0	0	0	2
Wyoming	1-0	0-0	0-0	0-0	0-1	1	1	0	1	0	1	0	10
San Diego St.	1-0	1-3	0-2	0-0	0-2	2	1	2	0	1	1	1	18
San Jose St.													
Nevada													
Fresno St.													
San Diego St.													
Utah St.	1-0	0-1	0-1	0-0	0-0	0	2	0	0	0	0	0	2
Colorado St.													
San Jose St.													
Nevada													
New Mexico	1-0	0-0	0-0	0-0	0-1	1	0	0	0	0	0	0	4
UNLV	1-0	2-3	0-1	0-0	1-0	1	0	4	0	0	0	0	4
Wyoming													
Fresno St.													
Colorado St.	1-0	0-0	0-0	0-0	0-0	0	0	0	0	1	0	0	3
New Mexico													
Boise St.	1-0	0-1	0-1	0-2	1-0	1	0	0	0	0	0	0	8
Utah St.													

Season Highs

Points..... 13 vs. Belmont 11-15
Rebs..... 4 twice
Assists..... 2, 3x
FGM..... 5 vs. Belmont 11-15
3FGM..... 3 vs. Belmont 11-15
FTM..... 2 vs. Mercyhurst 11-24
Blk..... 1, 4x
Steals..... 2, 3x
Min..... 29 vs. Belmont 11-15

Career Highs



24 Jeffrey Mills

G, 6-4, 200, Sr.
Flower Mound, TX
(USAFA Prep/Flower Mound HS)

- 114 career games played with 84 starts.
- 17 assists and just 2 turnovers in last 7 games.
- 2024-25 (Senior):**
- Team Co-Captain.
- Three straight games without a turnover (93 mins).
- vs. FS: 13 pts, 4 reb, 3 three's.
- vs. Nevada: 9 pts, one three in 30 mins.
- vs. UNC: Season-high 3 steals.
- vs. Miami: 8 pts, 5 reb, 3 assists.
- vs. Sac St.: Game-high 19 pts, 4 three's.
- vs. Mercyhurst: Career-high 10 assists.
- vs. Jax St.: 18 pts, 4 three's, 5 reb, 4 assists, steal, block, 38 mins.

2023-24 (Junior)

- 4th in MW in Assist/Turnover ratio 2.63 (84 assists, 32 turnovers).

2024-25 Game-by-Game

Opponent	G-S	FG	3FG	FT	O-D	Rb	F	Pts	A	T	S	B	Mn
N. Alabama	1-1	0-4	0-2	1-2	0-4	4	3	1	4	1	0	0	38
Jax St.	1-1	6-10	4-7	2-5	0-5	5	2	18	4	1	1	1	38
LIU	1-1	1-6	0-3	0-0	0-2	2	2	6	0	0	1	0	37
Belmont	1-1	5-10	1-2	1-2	1-3	4	4	12	6	0	0	0	32
Cal	1-1	3-6	1-3	0-0	0-3	3	5	7	3	1	1	0	32
Mercyhurst	1-1	3-4	2-2	0-0	0-3	3	1	8	10	2	0	0	33
Sacramento St.	1-1	7-13	4-9	1-3	1-3	4	4	19	1	1	0	0	37
Wright St.	1-1	2-7	0-2	0-0	3-5	8	4	4	2	1	1	0	31
Miami Ohio	1-1	3-5	2-3	0-0	0-5	5	1	8	3	1	0	0	35
Stony Brook	1-1	2-4	0-2	0-0	0-2	2	3	4	3	0	0	0	32
Northern Colo.	1-1	1-3	0-1	0-0	1-2	3	3	2	0	2	3	0	28
Boise St.	1-1	1-2	0-1	0-2	0-3	3	3	2	1	4	1	0	24
UNLV	1-1	2-7	2-6	0-0	0-1	1	1	6	1	1	1	0	23
Wyoming	1-1	2-4	2-3	0-2	0-2	2	3	6	1	2	1	0	32
San Diego St.	1-1	0-0	0-0	0-0	0-1	1	3	0	1	0	0	0	16
San Jose St.	1-1	2-4	1-2	0-0	1-1	2	2	5	2	1	2	0	30
Nevada	1-1	3-7	1-5	2-4	0-0	0	3	9	3	1	1	0	30
Fresno St.	1-1	1-4	1-4	0-0	3-5	8	4	3	1	2	1	0	34
San Diego St.	1-1	1-4	0-2	2-2	2-1	3	5	4	2	3	1	0	26
Utah St.	1-1	1-5	0-2	2-2	1-3	4	2	4	1	2	1	0	28
Colorado St.	1-1	4-6	0-2	1-2	2-4	6	4	9	0	1	0	0	30
San Jose St.	1-1	0-2	0-0	1-2	3-1	4	4	1	2	2	2	0	28
Nevada	1-1	2-3	1-2	1-2	0-1	1	3	6	2	2	0	0	26
New Mexico	1-1	2-5	0-1	1-2	0-4	4	3	5	2	1	1	0	26
UNLV	1-1	2-4	0-1	0-0	1-2	3	4	4	2	0	2	0	20
Wyoming	1-1	2-3	1-2	2-3	0-3	3	5	7	3	0	0	0	29
Fresno St.m	1-1	5-11	3-6	0-0	2-2	4	4	13	1	0	0	0	44
Colorado St.	1-1	0-3	0-3	2-2	1-2	3	3	2	3	1	0	0	31
New Mexico	1-1	1-5	1-2	0-0	0-0	0	0	3	2	1	1	0	21
Boise St.	1-1	1-7	0-3	1-3	0-1	1	4	3	3	0	1	0	24
Utah St.	1-1	0-1	0-1	0-0	2-1	3	2	0	3	0	0	0	24

Season Highs

Points..... 19 vs. Sacramento State 11-27
Rebs..... 8 vs. Wright State 11-30
Assists..... 10 vs. Mercyhurst 11-24
FGM..... 7 vs. Sacramento State 11-27
3FGM..... 4 twice
FTM..... 2 vs. Jax. St. 11-7
Blk..... 1 vs. Jax. St. 11-7
Steals..... 3 vs. Northern Colorado 12-16
Min..... 44 vs. Fresno State 2-22

Career Highs


20 vs. Fresno State 2-10-24
9 vs. New Mexico 1-20-24
10 vs. Mercyhurst 11-24-24
8 vs. Fresno State 2-10-24
5 twice
6 vs. Portland 11-17-22
1, 7x
5 vs. South Dakota 11-26
44 vs. Fresno State 2-22-25

Duskin Career Statistics

Year	GP-GS	Min-Avg	FG-A	Pct	3F-A	Pct	FT-A	Pct	Off-Def	Tot	Avg	PF-FO	A	TO	B	St	Pts	Avg
2024-25	19-8	199/10.5	14-40	.350	8-33	.242	2-5	.400	5-19	24	1.3	14-0	7	7	5	8	38	2.0

Mills Career Statistics

Year	GP-GS	Min-Avg	FG-A	Pct	3F-A	Pct	FT-A	Pct	Off-Def	Tot	Avg	PF-FO	A	TO	B	St	Pts	Avg
2021-22	27-1	460/17.1	32-82	.390	6-34	.176	8-19	.421	10-20	30	1.1	35-0	41	29	0	16	78	2.9
2022-23	28-26	646/23.1	50-115	.435	13-43	.302	19-29	.655	19-39	58	2.1	68-1	73	30	3	12	132	4.7
2023-24	28-26	945/33.8	98-202	.485	38-98	.388	22-39	.564	20-53	73	2.6	73-3	84	32	5	37	256	9.1
2024-25	31-31	914/29.5	65-159	.409	27-84	.321	20-40	.500	24-75	99	3.2	101-5	73	34	1	24	177	5.7
TOTAL	114-84	2966/26.0	245-558	.439	84-259	.324	69-127	.543	73-187	260	2.3	277-9	271	125	9	89	643	5.6



35 Kyle Marshall

G, 6-4, 190, Fr.
Oyster Bay, NY
(USAF Prep/Millbrook HS)

- 4th amongst freshmen in MW in scoring at 7.0 ppg and 7.4 ppg in MW play.
- Missed Fresno State and CSU games due to illness.
- Second on team with 27 steals and 4.2 rpg.
- 2x MW Freshman of the Week (Dec. 23) & (Jan. 20).
- vs. UNM: 7 pts, 6 reb, career-high 9 assists.
- vs. WYO: 10 pts, 7 reb, 1 ast, 1 stl, 1 blk in 30 mins.
- vs. SJSU: 1st career double-double with 10 pts, 12 reb.
- vs. USU: 9 pts, 5 reb, career-high 3 blocked shots in 27 mins.
- vs. SDSU: Career-high 11 rebs, to go with 6 pts in 40 mins.
- vs. Fresno St: 13 pts, 4 reb, 4 assists, stl, blk.
- vs. Nevada: 12 pts, career-high's of 8 reb, 5 assists, 4 steals.
- vs. SJSU: 6 pts, 5 reb, steal, block in 30 mins.
- vs. UNLV: 11 pts, 5 reb in 30 mins.
- vs. UNC: Career-high 23 pts on 10-14 shooting.

2024-25 Game-by-Game

Opponent	G-S	FG	3FG	FT	O-D	Rb	F	Pts	A	T	S	B	Mn
N. Alabama	1-0	0-3	0-1	2-2	0-1	1	0	2	1	2	0	0	14
Jax St.	1-0	3-5	0-1	1-1	0-1	1	2	7	0	2	1	0	18
LIU	1-0	2-5	1-2	6-7	1-3	4	2	11	1	1	1	1	24
Belmont	1-0	1-3	0-0	0-0	0-2	2	3	2	1	0	0	1	17
Cal	1-0	2-6	1-2	0-0	0-5	5	0	5	3	5	3	1	33
Meryhurst	1-0	0-1	0-0	0-0	0-2	2	2	0	2	1	1	0	11
Sacramento St.	1-0	1-4	0-1	3-4	0-2	2	2	5	0	0	1	0	12
Wright St.	1-0	0-0	0-0	0-0	0-1	1	0	0	0	1	0	0	2
Miami Ohio	1-0	2-5	1-1	2-4	0-1	1	1	7	0	1	1	1	20
Stony Brook	1-1	2-5	0-1	3-4	0-6	6	1	7	3	1	3	0	38
Northern Colo.	1-1	10-14	0-1	3-6	1-1	2	1	23	0	0	1	1	34
Boise St.	1-1	5-7	1-1	2-4	0-3	3	2	13	1	3	2	0	35
UNLV	1-1	4-8	0-2	3-5	3-2	5	2	11	0	6	1	0	30
Wyoming	1-1	3-7	2-3	0-1	0-1	1	3	8	2	2	1	0	21
San Diego St.	1-1	2-5	0-1	2-5	0-1	1	2	6	0	2	1	1	34
San Jose St.	1-1	2-3	0-0	2-2	2-3	5	0	6	2	2	1	1	30
Nevada	1-1	2-6	1-1	7-8	0-8	8	3	12	5	3	4	0	36
Fresno St.	1-1	4-9	1-4	4-6	0-4	4	3	13	4	0	1	1	31
San Diego St.	1-1	1-6	0-0	4-7	1-10	11	3	6	0	2	0	0	40
Utah St.	1-1	4-7	0-1	1-2	2-3	5	1	9	2	3	1	3	27
Colorado St.	1-1	2-5	1-1	2-2	1-5	6	2	7	1	3	0	0	32
San Jose St.	1-1	3-8	0-0	4-5	1-11	12	3	10	2	2	0	1	38
Nevada	1-1	2-6	0-1	1-2	1-5	6	2	5	3	4	0	1	38
New Mexico	1-1	2-5	0-0	1-2	0-6	6	2	5	6	3	1	0	30
UNLV	1-1	1-3	0-1	0-0	0-2	2	0	2	0	1	1	1	18
Wyoming	1-1	4-7	2-5	0-2	0-7	7	3	10	1	3	1	1	30
Fresno St.					DNP								
Colorado St.					DNP								
New Mexico	1-0	3-7	1-1	0-2	2-4	6	2	7	9	7	0	0	30
Boise St.	1-0	0-1	0-0	0-0	0-1	1	1	0	0	1	0	0	4
Utah St.	1-0	1-1	0-0	2-4	1-2	3	2	4	4	0	1	0	21

Season Highs

Points..... 23 vs. Northern Colorado 12-16
Rebs..... 12 vs. San Jose State 2-1
Assists..... 5 vs. Nevada 1-14
FGM..... 10 vs. Northern Colorado 12-16
3FGM..... 2 vs. Wyoming 1-4
FTM..... 7 vs. Nevada 1-14
Blk..... 3 vs. Utah State 1-25
Steals..... 4 vs. Nevada 1-14
Min..... 38, 3x

Career Highs



51 Wesley Celichowski

C, 7-0, 245, So.
Georgetown, IN
(USAF Prep/Floyd Central HS)

- Third in scoring, averaging 8.7 ppg. Leads team with 103 free throw attempts and 65 makes. Shooting .503 from field and leads team with 21 blocks.
- vs. WYO: Team-high 16 pts on 7-11 shooting.
- vs. SDSU: Tied career-high with 22 pts, 8-8 from field, 5-6 from line.
- vs. SJSU: Tied career high with 3 blocked shots.
- vs. Wyo: Team-high 19 pts on 8-10 shooting. 4 reb in 23 mins off bench.
- vs. UNC: 12 pts. 6-9 from line.
- vs. Stony Brook: Career-high 22 pts. 8-8 from line, hit two three's..
- vs. Mercyhurst: 14 pts, 3 reb, 2 assists.
- vs. LIU: 19 pts, 11-16 from line, 4-5 FG, 3 blocks in 26 mins.

2023-24

- Played in 10 games, appearing in 10 of last 11 games of season.
- Averaged 1.9 ppg and 0.8 rpg.

2024-25 Game-by-Game

Opponent	G-S	FG	3FG	FT	O-D	Rb	F	Pts	A	T	S	B	Mn
N. Alabama	1-1	2-7	0-3	1-2	1-2	3	2	5	1	2	0	2	19
Jax St.	1-1	1-6	0-2	0-1	1-1	2	3	2	3	1	0	1	17
LIU	1-1	4-5	0-0	11-16	2-2	4	2	19	1	0	0	3	26
Belmont	1-1	3-7	1-3	1-2	0-1	1	1	8	3	0	0	0	18
Cal	1-1	5-8	2-3	0-1	0-1	1	3	12	2	1	1	0	28
Meryhurst	1-1	6-11	0-0	2-3	1-2	3	2	14	2	2	0	0	22
Sacramento St.	1-1	2-4	0-0	3-4	1-1	2	0	7	1	1	0	1	25
Wright St.	1-1	5-10	1-5	4-6	0-3	3	1	15	0	0	0	0	20
Miami Ohio	1-1	1-1	0-0	0-1	0-0	0	0	2	0	2	0	0	15
Stony Brook	1-1	6-10	2-4	8-8	0-4	4	2	22	1	3	0	0	25
Northern Colo.	1-1	3-6	0-2	6-9	0-2	2	2	12	0	0	0	0	20
Boise St.	1-1	4-6	0-0	0-2	0-1	1	2	8	0	2	0	0	20
UNLV	1-1	2-3	0-1	0-0	0-0	0	2	4	2	1	0	0	18
Wyoming	1-0	8-10	2-3	1-3	1-3	4	0	19	1	1	0	1	23
San Diego St.	1-0	1-3	1-1	0-0	0-1	1	2	3	0	1	0	1	16
San Jose St.	1-0	3-8	1-4	0-0	1-1	2	1	7	0	1	0	3	18
Nevada	1-0	2-5	0-0	0-0	2-1	3	1	4	2	1	0	0	25
Fresno St.	1-0	1-1	0-0	3-4	0-1	1	4	5	0	2	0	0	16
San Diego St.	1-1	8-8	1-1	5-6	2-0	2	4	22	0	2	0	1	34
Utah St.	1-1	0-3	0-1	0-2	0-1	1	1	0	2	0	0	0	18
Colorado St.	1-1	1-6	0-3	3-3	0-1	1	1	5	3	0	0	3	24
San Jose St.	1-1	3-10	1-2	3-4	3-0	3	4	10	2	2	0	1	19
Nevada	1-1	3-4	1-2	6-8	1-4	5	4	13	1	1	0	1	25
New Mexico	1-1	3-10	0-1	1-2	1-1	2	5	7	0	1	0	2	22
UNLV	1-1	2-7	1-4	0-0	1-2	3	4	5	1	1	0	0	17
Wyoming	1-1	7-11	1-4	1-2	0-2	2	2	16	0	1	0	0	22
Fresno St.	1-1	2-5	0-1	0-2	2-1	3	4	4	2	1	0	2	30
Colorado St.	1-1	3-4	0-1	0-1	0-1	1	2	6	1	1	0	0	12
New Mexico	1-1	1-2	1-1	3-5	1-0	1	4	6	0	0	0	0	11
Boise St.	1-0	1-4	0-3	1-2	0-0	0	2	3	0	1	0	0	13
Utah St.	1-0	2-4	0-2	2-4	1-1	2	1	6	1	0	0	0	15

Season Highs

Points..... 22 twice
Rebs..... 4 twice
Assists..... 3 twice
FGM..... 8 twice
3FGM..... 2 twice
FTM..... 11 vs. LIU 11-11
Blk..... 3, 3x
Steals..... 1 vs. Cal 11-21
Min..... 34 vs. San Diego State 1-22

Career Highs

22 twice
 4, 3x
 3 twice
 8 twice
 2 twice
 11 vs. LIU 11-11-24
 3, 3x
 1 vs. Colorado State 3-9-24
 34 vs. San Diego State 1-22-25

Marshall Career Statistics

Year	GP-GS	Min-Avg	FG-A	Pct	3F-A	Pct	FT-A	Pct	Off-Def	Tot	Avg	PF-FO	A	TO	B	St	Pts	Avg
2024-25	29-17	746/25.7	68-152	.447	12-32	.375	55-87	.632	16-103	119	4.1	49-0	50	64	15	29	203	7.0

Celichowski Career Statistics

Year	GP-GS	Min-Avg	FG-A	Pct	3F-A	Pct	FT-A	Pct	Off-Def	Tot	Avg	PF-FO	A	TO	B	St	Pts	Avg
2023-24	10-0	83/8.3	9-16	.563	1-6	.167	0-3	.000	3-5	8	0.8	12-0	4	1	3	0	19	1.9
2024-25	31-25	633/20.4	95-189	.503	16-57	.281	65-103	.631	22-41	63	2.0	69-1	32	32	21	1	271	8.7
TOTAL	41-25	716/17.5	104-205	.507	17-63	.270	65-106	.613	25-46	71	1.7	81-1	36	33	24	1	290	7.1



2024-25 Air Force Men's Basketball
Combined Team Statistics
All games

Game Records

Record	Overall	Home	Away	Neutral
ALL GAMES	4-27	3-13	0-14	1-0
CONFERENCE	1-19	1-9	0-10	0-0
NON-CONFERENCE	3-8	2-4	0-4	1-0

Score by Periods

Team	1st	2nd	OT	TOT
Air Force	882	1022	19	1923
Opponents	1078	1194	17	2289

Team Box Score

No.	Player				Total		3-Point		F-Throw		Rebounds													
		GP-GS	MIN	AVG	FG-FGA	FG%	3FG-3FGA	3FG%	FT-FTA	FT%	OFF	DEF	TOT	AVG	PF	DQ	A	TO	BLK	STL	PTS	AVG		
5	TAYLOR, Ethan	31-31	1131:48	36.5	138-362	.381	91-241	.378	54-68	.794	22	144	166	5.4	76	1	109	70	10	48	421	13.6		
3	KEARNEY, Luke	31-21	821:08	26.5	90-231	.390	50-153	.327	47-56	.839	23	62	85	2.7	56	1	28	39	3	20	277	8.9		
51	CELICHOWSKI, Wesley	31-25	632:58	20.4	95-189	.503	16-57	.281	65-103	.631	22	41	63	2.0	69	1	32	32	21	1	271	8.7		
35	MARSHALL, Kyle	29-17	745:57	25.7	68-152	.447	12-32	.375	55-87	.632	16	103	119	4.1	49	0	50	64	15	29	203	7.0		
10	WALKER, Caleb	31-5	511:04	16.5	80-147	.544	2-3	.667	38-85	.447	37	61	98	3.2	50	1	41	46	12	15	200	6.5		
24	MILLS, Jeffrey	31-31	914:10	29.5	65-159	.409	27-84	.321	20-40	.500	24	75	99	3.2	101	5	73	34	1	24	177	5.7		
6	COOPER, Will	20-0	290:26	14.5	36-76	.474	20-48	.417	16-20	.800	7	26	33	1.7	36	1	7	25	6	3	108	5.4		
13	BEASLEY, Chase	5-5	107:57	21.6	8-15	.533	1-4	.250	3-4	.750	0	23	23	4.6	10	0	9	9	3	5	20	4.0		
22	SPRINGER, Sam	18-0	141:57	7.9	15-43	.349	7-25	.280	18-23	.783	5	10	15	0.8	17	0	1	6	1	3	55	3.1		
11	BROWN, Byron	31-11	474:40	15.3	27-63	.429	2-14	.143	20-43	.465	14	40	54	1.7	54	1	37	29	8	11	76	2.5		
14	BECKER, Beau	17-1	118:33	7.0	12-45	.267	9-34	.265	7-11	.636	3	8	11	0.6	8	0	7	8	1	1	40	2.4		
20	OKE, Yoda	13-0	103:01	7.9	10-26	.385	3-13	.231	7-14	.500	6	27	33	2.5	5	0	6	6	0	2	30	2.3		
23	DUSKIN, Sam	19-8	199:12	10.5	14-40	.350	8-33	.242	2-5	.400	5	19	24	1.3	14	0	7	7	5	8	38	2.0		
2	PATTERSON, AJ	10-0	50:20	5.0	2-7	.286	0-2	.000	3-4	.750	2	4	6	0.6	5	0	3	7	0	1	7	0.7		
0	GATETE, Josh	3-0	05:55	2.0	0-4	.000	0-2	.000	0-0	.000	2	2	4	1.3	1	0	1	0	1	0	0	0.0		
1	AKINRELERE, Sam	1-0	00:39	0.7	0-0	.000	0-0	.000	0-0	.000	0	0	0	0.0	0	0	0	0	0	0	0	0.0		
30	ROBINSON, Eli	1-0	01:15	1.3	0-0	.000	0-0	.000	0-0	.000	0	0	0	0.0	0	0	0	0	0	0	0	0.0		
Team											44	47	91				43							
Total		31	6251		660-1559	.423	248-745	.333	355-563	.631	232	692	924	29.8	551	11	411	425	87	171	1923	62.0		
Opponents		31	6250		822-1707	.482	225-616	.365	420-597	.704	287	769	1056	34.1	546	16	392	317	99	214	2289	73.8		

Team Statistics

	USAFA	OPP
Scoring	1923	2289
Points per game	62.0	73.8
Scoring margin	-11.8	-
Field goals-att	660-1559	822-1707
Field goal pct	.423	.482
3 point fg-att	248-745	225-616
3-point FG pct	.333	.365
3-pt FG made per game	8.0	7.3
Free throws-att	355-563	420-597
Free throw pct	.631	.704
F-Throws made per game	11.5	13.5
Rebounds	924	1056
Rebounds per game	29.8	34.1
Rebounding margin	-4.3	-
Assists	411	392
Assists per game	13.3	12.6
Turnovers	425	317
Turnovers per game	13.7	10.2
Turnover margin	-3.5	-
Assist/turnover ratio	1.0	1.2
Steals	171	214
Steals per game	5.5	6.9
Blocks	87	99
Blocks per game	2.8	3.2
Winning streak	0	-
Home win streak	0	-
Attendance	27479	89442
Home games-Avg/Game	16-1717	14-6389
Neutral site-Avg/Game	-	1-1142

Team Results

Date	Opponent		Score	Att.
11/04/2024	North Ala.	L	57-73	1212
11/07/2024	Jacksonville St.	W	73-67	453
11/11/2024	LIU	L	54-63	409
11/15/2024	Belmont	L	71-79	2001
11/21/2024	at California	L	69-78	3631
11/24/2024	Mercyhurst	W	82-48	1737
11/27/2024	Sacramento St.	L	61-63	1529
11/30/2024	at Wright St.	L	57-70	9672
12/02/2024	at Miami (OH)	L	60-73	1637
12/07/2024	vs Stony Brook	W	69-61	1142
12/16/2024	at Northern Colo.	L	76-81	1183
12/21/2024	at Boise St.	L	59-77	10471
12/31/2024	UNLV	L	58-77	2092
01/04/2025	Wyoming	L	65-70	2482
01/08/2025	at San Diego St.	L	38-67	12414
01/11/2025	San Jose St.	L	62-69	1545
01/14/2025	at Nevada	L	62-68	7430
01/17/2025	at Fresno St.	L	65-74	4797
01/22/2025	San Diego St.	Lot	76-77	1434
01/25/2025	Utah St.	L	58-87	1735
01/28/2025	at Colorado St.	L	58-79	4367
02/01/2025	at San Jose St.	L	64-75	2037
02/04/2025	Nevada	L	60-74	2134
02/08/2025	New Mexico	L	53-88	2619
02/11/2025	at UNLV	L	52-77	5004
02/18/2025	at Wyoming	L	62-69	3211
02/22/2025	Fresno St.	Wot	72-69	2276
02/25/2025	Colorado St.	L	55-77	2180
03/01/2025	at New Mexico	L	71-92	15054
03/04/2025	Boise St.	L	57-80	1641
03/08/2025	at Utah St.	L	47-87	8534



2024-25 Air Force Men's Basketball
Combined Team Statistics
In Conference games

Game Records

Record	Overall	Home	Away	Neutral
ALL GAMES	1-19	1-9	0-10	0-0
CONFERENCE	1-19	1-9	0-10	0-0
NON-CONFERENCE	0-0	0-0	0-0	0-0

Score by Periods

Team	1st	2nd	OT	TOT
Air Force	582	593	19	1194
Opponents	722	794	17	1533

Team Box Score

No.	Player				Total		3-Point		F-Throw		Rebounds											
		GP-GS	MIN	AVG	FG-FGA	FG%	3FG-3FGA	3FG%	FT-FTA	FT%	OFF	DEF	TOT	AVG	PF	DQ	A	TO	BLK	STL	PTS	AVG
5	TAYLOR, Ethan	20-20	723:48	36.2	80-230	.348	54-148	.365	32-40	.800	11	84	95	4.8	47	0	64	47	5	31	246	12.3
3	KEARNEY, Luke	20-18	561:54	28.1	61-164	.372	34-105	.324	35-40	.875	20	43	63	3.2	36	1	21	23	1	14	191	9.6
51	CELICHOWSKI, Wesley	20-14	398:06	19.9	57-114	.500	10-35	.286	29-50	.580	16	22	38	1.9	50	1	18	20	14	0	153	7.7
35	MARSHALL, Kyle	18-15	522:59	29.1	45-101	.446	9-22	.409	35-59	.593	14	78	92	5.1	35	0	39	50	10	17	134	7.4
6	COOPER, Will	15-0	236:16	15.8	29-61	.475	20-44	.455	15-18	.833	5	19	24	1.6	27	1	5	23	5	2	93	6.2
10	WALKER, Caleb	20-5	303:19	15.2	39-84	.464	1-1	1.000	20-49	.408	20	34	54	2.7	28	0	22	22	4	12	99	5.0
24	MILLS, Jeffrey	20-20	542:26	27.1	32-87	.368	13-48	.271	15-28	.536	18	38	56	2.8	62	2	36	24	0	16	92	4.6
13	BEASLEY, Chase	5-5	107:57	21.6	8-15	.533	1-4	.250	3-4	.750	0	23	23	4.6	10	0	9	9	3	5	20	4.0
22	SPRINGER, Sam	14-0	119:32	8.5	13-36	.361	5-20	.250	12-15	.800	5	9	14	1.0	14	0	1	5	1	2	43	3.1
14	BECKER, Beau	16-1	112:17	7.0	12-44	.273	9-33	.273	7-11	.636	3	7	10	0.6	8	0	6	8	1	1	40	2.5
20	OKE, Yoda	13-0	103:01	7.9	10-26	.385	3-13	.231	7-14	.500	6	27	33	2.5	5	0	6	6	0	2	30	2.3
11	BROWN, Byron	20-2	214:37	10.7	15-34	.441	1-7	.143	9-17	.529	4	17	21	1.1	32	1	20	17	3	7	40	2.0
2	PATTERSON, AJ	8-0	44:31	5.6	2-7	.286	0-2	.000	3-4	.750	2	2	4	0.5	4	0	2	7	0	1	7	0.9
23	DUSKIN, Sam	8-0	54:40	6.8	3-11	.273	0-8	.000	0-2	.000	2	6	8	1.0	4	0	1	3	2	1	6	0.8
0	GATETE, Josh	2-0	04:22	2.2	0-4	.000	0-2	.000	0-0	.000	2	1	3	1.5	1	0	0	0	1	0	0	0.0
30	ROBINSON, Eli	1-0	01:15	1.3	0-0	.000	0-0	.000	0-0	.000	0	0	0	0.0	0	0	0	0	0	0	0	0.0
Team											30	24	54					26				
Total		20	4051		406-1018	.399	160-492	.325	222-351	.632	158	434	592	29.6	363	6	250	290	50	111	1194	59.7
Opponents		20	4050		552-1108	.498	147-396	.371	282-404	.698	184	513	697	34.9	327	3	258	200	74	155	1533	76.7

Team Statistics

	USAF	OPP
Scoring	1194	1533
Points per game	59.7	76.7
Scoring margin	-17.0	-
Field goals-att	406-1018	552-1108
Field goal pct	.399	.498
3 point fg-att	160-492	147-396
3-point FG pct	.325	.371
3-pt FG made per game	8.0	7.4
Free throws-att	222-351	282-404
Free throw pct	.632	.698
F-Throws made per game	11.1	14.1
Rebounds	592	697
Rebounds per game	29.6	34.9
Rebounding margin	-5.3	-
Assists	250	258
Assists per game	12.5	12.9
Turnovers	290	200
Turnovers per game	14.5	10.0
Turnover margin	-4.5	-
Assist/turnover ratio	0.9	1.3
Steals	111	155
Steals per game	5.6	7.8
Blocks	50	74
Blocks per game	2.5	3.7
Winning streak	0	-
Home win streak	0	-
Attendance	20138	73319
Home games-Avg/Game	10-2014	10-7332
Neutral site-Avg/Game	-	0-0

Team Results

Date	Opponent	Score	Att.
12/21/2024	at Boise St.	L 59-77	10471
12/31/2024	UNLV	L 58-77	2092
01/04/2025	Wyoming	L 65-70	2482
01/08/2025	at San Diego St.	L 38-67	12414
01/11/2025	San Jose St.	L 62-69	1545
01/14/2025	at Nevada	L 62-68	7430
01/17/2025	at Fresno St.	L 65-74	4797
01/22/2025	San Diego St.	Lot 76-77	1434
01/25/2025	Utah St.	L 58-87	1735
01/28/2025	at Colorado St.	L 58-79	4367
02/01/2025	at San Jose St.	L 64-75	2037
02/04/2025	Nevada	L 60-74	2134
02/08/2025	New Mexico	L 53-88	2619
02/11/2025	at UNLV	L 52-77	5004
02/18/2025	at Wyoming	L 62-69	3211
02/22/2025	Fresno St.	Wot 72-69	2276
02/25/2025	Colorado St.	L 55-77	2180
03/01/2025	at New Mexico	L 71-92	15054
03/04/2025	Boise St.	L 57-80	1641
03/08/2025	at Utah St.	L 47-87	8534

AIR FORCE MEN'S BASKETBALL 2024-25 TV ROSTER



Josh Gatete
So. - F - 6-9
Granger, IN



Sam Akinrelere
So. - G - 6-3
Houston, TX



AJ Patterson
Fr. - G - 6-3
Atlanta, GA



Luke Kearney
So. - F - 6-7
Phoenix, AZ



Wyatt Boeker
So. - F - 6-8
Tomball, TX



Ethan Taylor
Sr. - G - 6-5
Houston, TX



Will Cooper
Fr. - F - 6-6
Omaha, NE



Elliott Taite
Fr. - G - 6-3
Frisco, TX



Christian Umana
Fr. - G - 6-6
League City, TX



Caleb Walker
So. - F - 6-9
Jefferson City, MO



Byron Brown
Sr. - G - 6-5
Sahuarita, AZ



Miles Clark
Fr. - F - 6-7
Seattle, WA



Chase Beasley
Sr. - G/F - 6-6
Fort Washington, MD




Beau Becker
Sr. - F - 6-7
Dallas, TX



Yoda Oke
Fr. - G - 6-6
Fullerton, CA



Sam Springer
Fr. - F - 6-7
Cleveland, OH



Sam Duskin
Jr. - G - 6-4
Cullman, AL



Jeffrey Mills
Sr. - G - 6-4
Flower Mound, TX



Eli Robinson
Fr. - F - 6-6
Monument, CO



Kolby Gilles
So. - F - 6-5
Chicago, IL




Kyle Marshall
Fr. - G - 6-4
Oyster Bay, NY



Wesley Celichowski
So - C - 7-0
Georgetown, IN



Joe Scott
Head
Coach



David Metzendorf
Associate Head
Coach




Lt. Col. Matt McCraw
Assistant
Coach



Zack Curran
Assistant
Coach



Derek Brooks
Assistant
Coach



Eamonn Kearney
Assistant
Coach



Jon Jordan
Assistant/
Operations