



Arizona State University

2017-18

Men's Basketball

SHANNON EVANS, GRAD / KODI JUSTICE, GRAD / TRA HOLDER, SR

STUDENT-ATHLETE DEVELOPMENT

2016-17 OSAD HIGHLIGHTS

3.18 The average cumulative GPA for all student athletes is an all-time high of 3.18. The average cumulative GPA for female student athletes is 3.39, and the average cumulative GPA for male student athletes is 3.01.

7 ASU ranks second in the Pac-12 for most teams recognized for top 10 percent of the ARP, including men's basketball.

32 Pac-12 Scholar-Athletes of the Year, second in the Pac-12.

71 ASU has had 71 Academic All-Americans since 2001, second-best in the Pac-12.

87% Graduation Success Rate which is second in the Pac-12.



JEFF PENDERGRAPH

(B.S. Economics, 2008) earned a NBA Championship in 2014 with the Spurs.

987 Academic Progress Rate, second-best in the Pac-12.

108 Student-Athletes graduated in the 2016-17 Academic Year.



DEREK GLASSER

(B.S. Communication, 2010) is the school's career assist leader.

RECENT PAC-12 ALL-ACADEMIC SELECTIONS

2014-15: Bo Barnes

2012-13: Carrick Felix

2011-12: Trent Lockett

2010-11: Trent Lockett

2008-09: Derek Glasser,
Richards Kuksiks

TABLE OF CONTENTS

Table of Contents, Credits.....	1	Student-Athlete Development.....	50
Schedule.....	2	Ned Wulk.....	51
Rosters and Pronunciations	3	James Harden.....	52
Radio and TV Roster/Headshots	4	2016-17 Statistics/Numbers	53-70
Tra Holder/Shannon Evans Scoring Duo	5	History/Records.....	71
Wells Fargo Arena By The Numbers.....	6-7	James Harden Career	72
Sun Devil Athletics Exposure	8	Sun Devils In The Pros.....	73
Meet the Sun Devils	9	Year-by-Year.....	74
Tra Holder	10-11	Team Game Records	75
Kodi Justice	12-13	Team Season Records.....	76
Shannon Evans II	14-15	Sun Devil Individual Game Records.....	77
Ramon Vila.....	16	Sun Devil Individual Season Records	78
Romello White	17	Individual Career Records	79
Carlton Bragg/Zylan Cheatham.....	18	Two-Year Records	80
De'Quon Lake/Remy Martin	19	Freshman Records	81
Rob Edwards/Kimani Lawrence.....	20	Annual Sun Devil Leaders.....	82-83
Mickey Mitchell/Vitaliy Shibel	21	In-Season Tournaments.....	84-85
Grant Fogerty/Austin Witherill.....	22	100-Point Games.....	86
Jordan Salzman/Imran Takhar/Trevor Thompson.....	23	2005 Pac-10 Hall of Honor Inductee Joe Caldwell.....	87
Bobby Hurley Numbers	24	Sun Devil All-Americans	88-89
Coaching Staff Divider Page.....	25	Everyone Liked Ike	90-91
Bobby Hurley	26-27	Eddie House's Amazing Season.....	92-93
Levi Watkins	28-29	2002 Pac-10 Hall of Honor Inductee Bryon Scott	94
Rashon Burno.....	30-31	2004 Pac-10 Hall of Honor Inductee Fat Lever	95
Anthony Coleman.....	32	2006 Pac-10 Hall of Honor Inductee Lionel Hollins	96
Ben Wood	33	2007 Pac-10 Hall of Honor Inductee Eddie House	97
Derrick Wrobel/Rich Wenner.....	34	2008 Pac-10 Hall of Honor Inductee Alton Lister	98
Justin McLean	35	2009 Pac-10 Hall of Honor Inductee Royce Youree.....	99
Degrees Earned	36-38	Yearly Team Stats.....	100-101
Arizona State/Sun Devil Athletics	39-50	ASU Holiday Tournament.....	102-105
Michael Crow	44	Overtime/Victory and Loss Margins	106
#1 in Innovation.....	45	All-Time Series Records	107
Elite Scholars	46	All-Time Scores.....	108-117
Ray Anderson	48	Postseason Summary	118-IBC
Famous @TheSunDevils Alumni.....	49		

2017-18 @SUNDEVILHOOPS SCHEDULE

DAY	DATE	OPPONENT	SITE	TIME	TV
Fri.	Nov. 10	Idaho State	Tempe	8:00	Pac-12 AZ
Tue.	Nov. 14	San Diego State	Tempe	7:00	Pac-12 Network
CONTINENTAL TIRE LAS VEGAS INVITATIONAL					
Fri.	Nov. 17	Northern Arizona	Tempe	6:00	Pac-12 AZ
Sun.	Nov. 19	UC Irvine	Tempe	Noon	Pac-12 Network
Thur.	Nov. 23	Kansas State	Las Vegas	4:30 PT/5:30 MT	FS1
Fri.	Nov. 24	Xavier/George Washington	Las Vegas	2:30 OR 5:00 PT	FOX OR FS1
Sat.	Dec. 2	San Francisco	Tempe	7:00	Pac-12 Network
	Dec. 4-15	ASU Final Exams/Commencement			
HOOPHALL CLASSIC AT STAPLES CENTER					
Fri.	Dec. 8	St. John's	Los Angeles	5:00 PT/6:00 MT	Pac-12 Network
Sun.	Dec. 10	Kansas	Lawrence	1:00 CT/Noon MT	ESPN
Sun.	Dec. 17	Vanderbilt	Tempe	Noon	Pac-12 Network
Tue.	Dec. 19	Longwood	Tempe	7:00	Pac-12 AZ
Fri.	Dec. 22	Pacific	Tempe	1:00	Pac-12 Network
Sat.	Dec. 30	Arizona !	Tucson	7:00	Pac-12 Network
Thur.	Jan. 4	Colorado !	Boulder	6:30	Pac-12 Network
Sun.	Jan. 7	Utah !	Salt Lake City	6:00	ESPNU
Thur.	Jan. 11	Oregon !	Tempe	8:00	FS1
Sat.	Jan. 13	Oregon State !	Tempe	4:00	Pac-12 Network
Wed.	Jan. 17	Stanford !	Palo Alto	8:00 PT/9:00 MT	Pac-12 Network
Sat.	Jan. 20	California !	Berkeley	7:30 PT/8:30 MT	Pac-12 Network
Thur.	Jan. 25	Utah !	Tempe	7:30	Pac-12 Network
Sat.	Jan. 27	Colorado !	Tempe	6:00	ESPNU
Thur.	Feb. 1	Washington !	Seattle	8:00 PT/9:00 MT	Pac-12 Network
Sun.	Feb. 4	Washington State !	Pullman	1:00 PT/2:00 MT	ESPNU
Thur.	Feb. 8	USC !	Tempe	9:00	ESPN2
Sat.	Feb. 10	UCLA !	Tempe	5:00	Pac-12 Network
Thur.	Feb. 15	Arizona !	Tempe	7:00	ESPN2
Thur.	Feb. 22	Oregon !	Eugene	8:30 PT/9:30 MT	FS1
Sat.	Feb. 24	Oregon State !	Corvallis	5:00 PT/6:00 MT	ESPNU
Thur.	Mar. 1	California !	Tempe	7:00	ESPNU
Sat.	Mar. 3	Stanford !	Tempe	TBD	TBD

PAC-12 TOURNAMENT AT T-MOBILE ARENA (LAS VEGAS)

Wed.-Sat. Mar. 7-10 Pac-12 Tournament Las Vegas

All home games are Mountain Standard Time (Arizona Time).
! -- Denotes Pac-12 game.

All times p.m. and local at site.
All games on Sun Devil Radio Network

2017-18 SUN DEVIL ROSTER

2017-2018 @SUNDEVILHOOPS NUMERICAL ROSTER

NO.	NAME	POS	HT	WT	YR	HOMETOWN (RECENT SCHOOL/TEAM)
0	Tra Holder ## #	G	6-1	175	Sr.	Los Angeles, Calif. (Brentwood School)
1	Remy Martin	G	6-0	170	Fr.	Chatsworth, Calif. (Sierra Canyon H.S.)
3	Mickey Mitchell &	F	6-7	225	RS-So.	Plano, Texas (Ohio State/West Plano)
10	Vitaliy Shibel &	F	6-9	220	RS-Fr.	Ukraine (Lee Academy)
11	Shannon Evans II % #	G	6-1	172	Gr.	Suffolk, Va. (Nansemond River/Hargrave Academy)
14	Kimani Lawrence	F	6-7	210	Fr.	Providence, R.I. (New Hampton School)
21	Jack Roggin	G	6-0	165	Fr.	Calabasas, Calif. (Calabasas H.S.)
22	Austin Witherill	G	6-0	170	Sr.	Gilbert, Ariz. (Highland H.S.)
23	Romello White	F	6-8	235	Fr.	Suwanee, Ga. (Wheeler H.S.)
24	Jordan Salzman	G	5-10	165	Fr.	Locust Valley, N.Y. (Portledge H.S.)
25	Grant Fogerty	G	5-11	170	Fr.	Scottsdale, Ariz. (Desert Mountain H.S.)
33	Ramon Vila #	F	6-8	230	So.	Barcelona, Spain (Barcelona)
34	Trevor Thompson	G	6-2	175	Fr.	Phoenix, Ariz. (Moon Valley H.S.)
35	De'Quon Lake	F	6-9	235	Jr.	Charlotte Amalie, St. Thomas (Iowa Western C.C.)
41	Imran Takhar	G	6-4	200	Fr.	Orange, Calif. (Villa Park H.S.)
44	Kodi Justice ###	G	6-5	185	Gr.	Mesa, Ariz. (Dobson H.S.)

TRANSFERS REDSHIRTING THIS YEAR AND ELIGIBLE TO PLAY IN 2018-19

2	Rob Edwards	G	6-4	205	RS-Jr.	Detroit, Mich. (Cleveland State/Cass Tech)
15	Carlton Bragg	F	6-9	235	RS-Jr.	Cleveland, Ohio (Kansas/Villa Angela-St. Joseph H.S.)
31	Zylan Cheatham	F	6-8	215	RS-Jr.	Phoenix, Ariz. (San Diego State/South Mountain)

HEAD COACH: Bobby Hurley (Duke, 1993)

ASSOCIATE HEAD COACH: Rashon Burno (DePaul, 2001)

ASSISTANT COACHES: Levi Watkins (North Carolina State, 2005), Anthony Coleman (Long Beach State, 2005)

SPECIAL ASSISTANT TO THE HEAD COACH: Ben Wood (UConn, 2007)

DIRECTOR OF BASKETBALL OPERATIONS: Derrick Wrobel (Arizona State, 2001)

VIDEO COORDINATOR: Justin McLean (St. John's, 2013)

ATHLETIC TRAINER: John Anderson (Arizona State, 1996)

ASSOCIATE HEAD COACH SPORT PERFORMANCE: Rich Wenner (Arizona State, 1986)

- letters earned

% - transfer sat out in 2015-16

& - Redshirted in 2016-17, Mickey Mitchell will be eligible in December of 2017.

PRONUNCIATIONS

TRAY Holder

Vitale-ee SHY-bel

Keh-mawn-ee Lawrence

Deh-Quon Lake

ZIGH-lan Cheat-um


2017-18 SUN DEVIL TV ROSTER



#0 TRA HOLDER
Guard Ht: 6-1 Wt: 175 Yr: Sr.
Hometown: Los Angeles, Calif.



#1 REMY MARTIN
Guard Ht: 6-0 Wt: 170 Yr: Fr.
Hometown: Chatsworth, Calif.



#3 MICKEY MITCHELL
Forward Ht: 6-7 Wt: 225 Yr: RS-Sr.
Hometown: Plano, Texas



#10 VITALIY SHIBEL
Forward Ht: 6-9 Wt: 220 Yr: RS-Fr.
Hometown: Ukraine



#11 SHANNON EVANS II
Guard Ht: 6-1 Wt: 172 Yr: Gr.
Hometown: Suffolk, Va. (Nansemond River)



#14 KIMANI LAWRENCE
Forward Ht: 6-7 Wt: 210 Yr: Fr.
Hometown: Providence, R.I.



#23 ROMELLO WHITE
Forward Ht: 6-8 Wt: 235 Yr: Fr.
Hometown: Suwanee, Ga. (Wheeler H.S.)




#33 RAMON VILA
Forward Ht: 6-8 Wt: 230 Yr: So.
Hometown: Barcelona, Spain



#35 DE'QUON LAKE
Forward Ht: 6-9 Wt: 235 Yr: Jr.
Hometown: Charlotte Amalie, St. Thomas




#44 KODI JUSTICE
Guard Ht: 6-5 Wt: 185 Yr: Gr.
Hometown: Mesa, Ariz.




#21 JACK ROGGIN
Guard Ht: 6-0 Wt: 165 Yr: Fr.
Hometown: Calabasas, Calif.




#22 AUSTIN WITHERILL
Guard Ht: 6-0 Wt: 170 Yr: Sr.
Hometown: Gilbert, Ariz.




#24 JORDAN SALZMAN
Guard Ht: 5-10 Wt: 165 Yr: Fr.
Hometown: Locust Valley, N.Y.



#25 GRANT FOGERTY
Guard Ht: 5-11 Wt: 170 Yr: Fr.
Hometown: Scottsdale, Ariz.




#34 TREVOR THOMPSON
Guard Ht: 6-21 Wt: 175 Yr: Fr.
Hometown: Phoenix, Ariz.



#41 IMRAN TAKHAR
Guard Ht: 6-4 Wt: 200 Yr: Fr.
Hometown: Orange, Calif.

**TRANSFERS
REDSHIRTING THIS
YEAR AND ELIGIBLE
TO PLAY IN 2018-19**



#2 ROB EDWARDS
Guard Ht: 6-4 Wt: 205 Yr: RS-Jr.
Hometown: Detroit, Mich.



#15 CARLTON BRAGG
Forward Ht: 6-9 Wt: 235 Yr: RS-Jr.
Hometown: Cleveland, Ohio



#31 ZYLAN CHEATHAM
Forward Ht: 6-8 Wt: 215 Yr: RS-Jr.
Hometown: Phoenix, Ariz.

OVER 30 MINUTES PER GAME



Shannon Evans
35.7



Torian Graham
34.7



Obi Oleka
32.9

Five Sun Devils averaged more than 30 minutes per game last year, the first time a Pac-12 team had done that in 13 seasons (Arizona in 2003-04).



Tra Holder
35.6



Kodi Justice
31.1

WELLS FARGO ARENA BY THE NUMBERS

.761: The Sun Devils are 67-21 (.761) in the past five seasons at Wells Fargo Arena.

3: ASU beat the eventual Pac-12 Champion in 2012-13, 2013-14 and 2014-15.

16: ASU went 16-1 in 2013-14 at home and won eight straight Pac-12 games.



@SUNDEVILHOOPS WINS OVER RANKED TEAMS PAST FOUR SEASONS

ASU 74, #23 USC 67 (Feb. 12, 2016)

ASU 67, #18 Texas A&M 54 (Dec. 5, 2015)

ASU 81, #6 Arizona 78 (Feb. 7, 2015)

ASU 69, #2 Arizona 66 (Feb. 14, 2014)

ASU 79, #25 Marquette 77 (Nov. 25, 2013)



EXPOSURE

11: Phoenix is the 12th-largest TV market in the nation, and third behind only Los Angeles and San Francisco in the west.

19: Number of times ASU has appeared on FOX Sports 1 the past four seasons.

30: ASU has been on an ESPN station more than 23 times in the past four seasons.

24/7: Pac-12 Networks is a 24/7 media network that serves fans of the Pac-12 Conference with more live sporting events, more original programming, more inside access and more exclusive coverage of all Pac-12 teams than any other network.

70: More than 70 cable providers provide access to the Pac-12 Networks.

850: Pac-12 Networks delivers 850 live sporting events each year including 140+ men's basketball games.

Every Sun Devil basketball game is broadcast. Last year, there were 16 games on Pac-12 Networks, ten on ESPN network and six on FOX Sports 1.





**MEET THE
SUN DEVILS**



TRA HOLDER

0

SENIOR/GUARD

6-1/180

BRENTWOOD HIGH SCHOOL, LOS ANGELES, CA

SUN DEVIL DATA

- He wears "0" because he has "zero excuses" and was a big Gilbert Arenas fan growing up.
- Has posted 20 20-point games entering the 2017-18 season, including 13 last year.
- Enters season with 1,215 career points and could end his career in the ASU top five.
- Ability to get to the free throw line is amazing, has made 374-of-506 in his career.
- Led the Pac-12 in free throws made (152) and attempted (197) last year. Also led the league in minutes per game (37.9) in the 18 Pac-12 contests. Finished eighth in scoring (16.2 ppg.) and fourth in minutes per game (35.6) for overall games.
- First Pac-12 player to score at least 20 in first four conference games since Cal's Patrick Christopher in 2008-09 when he did in at the beginning of 2015-16 season.
- From Dec. 28, 2015-Jan. 14, 2016 he was the first Sun Devil to post five straight 20-point games since James Harden (freshman season 2007-08).
- Signature moment in freshman year was 15 points and eight assists in Feb. 7 win over sixth-ranked Arizona and T.J. McConnell on Feb. 7, 2015.
- Led ASU in scoring 16 times in sophomore season, after doing it once in freshman season. Led team in points (14.2) and minutes (31.8) per game as well as free throws made (125) and attempted (172) and started all 32 games.
- Earned Pac-12 All-Freshman honors in 2014-15.
- Has great ability to draw fouls in the lane and never gives up his dribble.
- Had more assists (115) in his freshman year than James Harden (110).

BRENTWOOD HIGH SCHOOL

- Rated as the No. 132 player in the nation according to Rivals.com coming out of high school after the 2013-14 season. In his senior season, he averaged 22.7 points and 6.8 rebounds per game.
- Averaged 23 points, five rebounds, and five assists during his junior year, earning him first-team All-League and first-team All-CIF Southern Division 4A honors.

TRA HOLDER 20 20+ GAMES

27 vs. Washington State (1/29/17)
 26 at UCLA (1/9/16)
 25 at Stanford (12/30/16)
 24 vs. #9 Creighton (12/20/16)
 24 vs. Cal Poly (11/13/16)
 24 vs. #8 Arizona (1/3/16)
 23 vs. Washington (1/25/17)
 23 vs. Portland State (11/11/16)
 22 at #3 UCLA (1/19/17)
 22 vs. Central Arkansas (12/22/16)
 22 vs. Citadel (11/23/16)
 23 vs. CSU-Bakersfield (12/28/15)
 22 vs. North Carolina State (11/23/15)
 21 vs. Stanford/Pac-12 Tournament (3/8/17)
 21 at Washington (2/16/17)
 21 at USC (1/7/16)
 20 at #16 Arizona (1/12/17)
 20 vs. UNLV (12/31/16)
 20 vs. #23 USC (2/12/16)
 20 vs. Washington State (1/16/16)

HE KEEPS GETTING MORE EFFICIENT:

Take one look at Tra Holder's progression and you can see the improvement he continues to make from one year to the next.

2014-15/2015-16/2016-17**PPG:** 7.0/14.2/16.2**FG%:** .317/.387/.433**3PT%:** .240/.366/.368**FT%:** .708/.727/.772**TRA HOLDER CAREER HIGHS****POINTS:** 26 at UCLA (1/9/16)**FG MADE:** 9 at UCLA (1/9/16)**FG ATT:** 16 (8x) at #3 UCLA (1/19/17)**3PT MADE:** 5 at Washington (2/3/16)**3PT ATT:** 9 (2x) vs. Central Arkansas (12/22/16)**FT MADE:** 12 vs. Colorado (3/1/15)**FT ATT:** 16 (2x) vs. Colorado (3/1/15)**REBOUNDS:** 9 at UNLV (12/16/15)**ASSISTS:** 9 vs. Central Arkansas (12/22/16)**MINUTES:** 42 (3x) at Washington (2/3/16)**NOT BAD COMPANY:**

Here is a look at how Tra Holder's freshman season compared to Derek Glasser (2006-10), a four-year starter at point guard who set Sun Devil career records for games played (131), assists (551) and free throw percentage (.838) and is the only Sun Devil with 1,000 career points and 500 assists.

DEREK GLASSER (2006-07)/TRA HOLDER (2014-15)**MPG:** 27.9/27.0**FT PCT:** .778/.708**ASSISTS:** 97/115**PPG:** 6.3/7.0**DOUBLE DIGIT SCORING GAMES IN PAC-12:** 6/9**SUN DEVIL FRESHMAN ASSISTS**

177 – Jahii Carson, 2013

115 – Tra Holder, 2105

114 – Bobby Thompson, 1984

110 – James Harden, 2008

108 – Eddie House, 1997

SUN DEVIL PAC-10/12 ALL-FRESHMAN SELECTIONS

Tra Holder, 2014-15

Jahii Carson (co-Freshman of the Year), 2012-13

Trent Lockett, 2009-10

James Harden, 2007-08

Jeff Pendergraph, 2005-06

Ike Diogu (Freshman of the Year), 2002-03

Eddie House, 1996-97

Ron Riley, 1992-93

Mario Bennett, 1991-92

Dwayne Fontana, 1990-91

Jamal Faulkner (Freshman of the Year), 1990-91


Chris Sandle, 1984-85

Steve Beck, 1983-84

Byron Scott (Freshman of the Year), 1979-80

TRA HOLDER'S CAREER STATISTICS

YEAR	G/GS	Min/Avg	FG/A	PCT	3P/A	PCT	FT/A	PCT	RB/AVG	F/D	AS	TO	BK	ST	PT/AVG
14-15	32-23	865/27.0	58/183	.317	12/50	.240	97/137	.708	69/2.2	57/0	115	80	0	16	225/7.0
15-16	32-32	1017/31.8	140/362	.387	49/134	.366	125/172	.727	112/3.5	66/1	117	84	2	33	454/14.2
16-17	33-33	1174/35.6	169/390	.433	46/125	.368	152/197	.772	121/3.7	68/2	106	66	1	29	536/16.2
TOT	97-88	3056/31.5	367/935	.393	107/309	.346	374/506	.739	233/3.1	191/3	338	230	3	78	1215/12.5



KODI JUSTICE

44

SENIOR/GUARD

6-5/190

DOBSON HIGH SCHOOL, MESA, ARIZ.



SUN DEVIL DATA

- Big fan of Pete Maravich who is a youth basketball referee when he isn't in the Weatherup Center practicing.
- Kodi never flinched in 2016-17 when he had to play out-of-position and sometimes guard 6-10 players in the post. Should return to the backcourt this year on both ends of the floor.
- The 6-5 local product guard has a great outside shot and attacks the basket with both hands. Has a great feel for the game. Was on his way to solid freshman season when a foot injury ended his season one game after he posted a season-high 16 points.
- Committed to the Sun Devils in September of 2011, and said this: *"I always wanted to play in front of my friends and family. This is just where I've always wanted to go."*

FOUR QUESTIONS WITH KODI JUSTICE

You can pick the brain of any coach, who is it? John Wooden

You can go watch a past sporting event live...which one? Rumble in the Jungle

Past Sun Devil (any sport) you wish you could have watched compete: Pat Tillman

Biggest challenge in my life: Being dyslexic

KODI JUSTICE TOP SCORING GAMES

22 vs. USC (2/26/17)

20 vs. Citadel (11/23/16)

20 vs. Houston Baptist (12/19/15)

19 vs. #5 UCLA (2/23/17)

- In the final five games of 2016-17 Kodi averaged 15.6 points, which included a career-high 22 points in the Feb. 26 win over NCAA Tournament-bound USC. He was in double digits in 11 games in 2016-17 and was 17-of-35 (.486) from the three-point stripe and perfect in nine free throw attempts in those final five games.
- Will enter his senior year of 2017-18 with 83 games played, 140 three-pointers, and 184 assists.
- Career .760 free throw shooter (76-of-100) and .414 three-point shooter (140-of-338). He averaged 31.1 minutes per game in 2016-17 after 20.4 in the first two seasons in 50 games.

- He suffered a fractured navicular bone in his left foot on Jan. 25, 2015 (freshman year) and missed the remainder of that season, but bounced back with solid sophomore and junior seasons. His injury happened the game following a season-high 16 points at California, so he was just starting to get in the groove, and then adapted to a new coaching staff in the summer of 2015 while getting healthy.
- He posted 10 double-digit scoring games in 2015-16 and tied for second on team in assists (76) and steals (30) that sophomore season, then in 2016-17 averaged 9.2 points and had 63 three-pointers while averaging 31.1 minutes in 33 games and 26 starts. He posted double-digits in 11 games, and ASU was 6-5 in those games.
- Averaged 4.6 points and 1.6 assists freshman year in 18 games and was 17-of-37 (.459) from the three-point stripe and 10-of-12 from the free throw line.
- Posted 16 points against at California on Jan.22, making all four of his three-pointers, in ASU's big win at Haas Pavilion (and then was hurt the next game).
- After missing Colgate game on Nov. 29 due to back spasms, he posted 13 points, six assists and five boards in 30 minutes in second career start vs. UNLV on Dec. 3, 2015, in 77-55 win and did not have a turnover.

DOBSON HIGH SCHOOL

- Averaged 15.4 points, 5.5 assists, and 6.8 rebounds per game in his senior season and had three 20-point games in junior season.
- Averaged 13.6 points, 5.5 rebounds, and 4.5 assists per game in high school career.

CAREER HIGHS FOR KODI JUSTICE

POINTS: 22 vs. USC, 2/26/17

FG MADE: 8 vs. USC, 2/26/17

REBOUNDS: 7 at Stanford, 1/23/16

ASSISTS: 6 (2x) VS. Oregon, 1/31/16

MINUTES: 39 (3x) vs. #5 UCLA, 2/23/17



KODI'S CAREER STATISTICS

YEAR	G/GS	Min/Avg	FG/A	PCT	3P/A	PCT	FT/A	PCT	RB/AVG	F/D	AS	TO	BK	ST	PT/AVG
14-15	18/7	229/12.7	28/66	.424	17/37	.459	10/12	.833	22/1.2	32/0	28	19	2	5	83/4.6
15-16	32/3	792/24.8	84/213	.394	60/150	.400	25/33	.758	69/2.2	78/1	76	53	5	30	253/7.9
16-17	33/26	1025/31.1	99/235	.421	63/151	.417	41/55	.745	94/2.8	106/9	80	53	19	44	302/9.2



SHANNON EVANS II

3

SENIOR/GUARD

6-1/172

HARGRAVE ACADEMY, SUFFOLK, VA



QUICK QUESTIONS AND ANSWERS WITH SHANNON...

Q: If you could have dinner with anyone from any era, who would it be?

A: Russell Westbrook

Q: You have a chance to pick the brain of any coach of any sport for one hour...who is it?

A: Coach K

Q: The most upset you have ever been on the court:

A: Losing in the 2015 NCAA tournament.

Q: The happiest you have ever been on the court:

A: Winning the 2015 MAC championship

Q: You have a chance to go watch any past sporting event live... what are you going to?

A: Duke vs UNLV in 1991

Q: Past Sun Devil athlete (any sport) you wish you could have watched compete:

A: Pat Tillman

Q: Who has been the biggest influence on your career?

A: My mom, dad and Coach Hurley

Q: Game/event where you learned the most from?

A: Losing in the 2015 NCAA tournament

Q: Past ASU game you wish you would have been there:

A: ASU 69, #2 Arizona 66 (Feb. 14, 2014)

Q: Most exciting game you have ever been a part of:

A: Buffalo vs. Kentucky

SUN DEVIL DATA...

- Earned his B.S. in Communications from Arizona State in the summer of 2017.
- High energy and goes from baseline to baseline super fast. Makes his free throws, rarely gets tired and uses his left hand in the lane very well.
- Played some football in high school.
- Made his first 20 free throws to start the 2016-17 season.
- Was a member of the NCAA All-America practice squad in 2015-16, as after helping lead Buffalo to the 2015 NCAA Tournament he came west and sat that season.
- Had nine 20-point games last year, averaged 15 points and 4.4 assists (tied for fourth in Pac-12) and shot .833 from the free throw line (100-of-120) which was tied for second in the league.
- His 2.3 assist/turnover ratio was fifth-best in the league and was second in the league in minutes per game at 35.7 (overall games) and 36.7 in Pac-12 games.

UNIVERSITY OF BUFFALO (2013-15)

- Averaged 15.4 points, 3.2 rebounds and 4.6 assists in 2014-15 in leading Buffalo to the NCAA Tournament.
- Was team's second-leading scorer and earned second-team All-MAC honors.
- Played in all 29 games for Buffalo off the bench in freshman season, but averaged 26.4 minutes per game, one of the top minutes per game reserve players in the nation.

PRIOR TO BUFFALO

- Attended Nansemond River (Hargrave Academy) in Suffolk, Virginia, and led the Warriors to a 22-4 record as a senior averaging 19 points, six boards and five assists. Also earned three letters in football
- Earned All-Conference and All-City honors while playing for A.W. Hamilton and once had 12 three-pointers in a game.
- Born in July of 1994 and is the son on Shannon and Armona Evans.

SHANNON EVANS II 20-POINT SCORING GAMES (18 IN CAREER/9 AT ASU)

33 vs. Cornell (1/3/15)
 28 at #13 Oregon (2/2/17)
 28 vs. UNLV (12/3/16)
 25 vs. Washington (1/25/17)
 25 at Ball State (2/4/15)
 24 at UT-Arlington (11/18/14)
 23 vs. Central Arkansas (12/22/16)
 23 at Western Michigan (1/10/15)
 23 at Grand Canyon (11/25/14)
 21 at Washington State (2/18/17)
 21 at Oregon State (2/4/17)
 21 vs. Utah (1/7/17)
 21 vs. Tulane (11/18/16)
 21 at Kent State (2/28/15)
 21 at St. Bonaventure (12/3/14)
 20 vs. Niagara (12/19/14)
 20 vs. Manhattan (12/21/13)
 20 vs. Cal Poly (11/13/16)

MOST ASU POINTS UNDER BOBBY HURLEY

32-Torain Graham vs. #5 Oregon/Pac-12 Tournament (3/9/17)
 30-Torian Graham at Stanford (12/30/16)
 29-Torian Graham at Washington (2/16/17)
 28-Torian Graham vs. #5 UCLA (2/23/17)
 28-Shannon Evans II at #13 Oregon (2/2/17)
 28-Shannon Evans II vs UNLV (12/3/16)

SHANNON'S CAREER STATISTICS

YEAR	G/GS	Min/Avg	FG/A	PCT	3P/A	PCT	FT/A	PCT	RB/AVG	F/D	AS TO	BK ST	PT/AVG
13-14	29/0	766/26.4	73/209	.349	32/108	.296	69/87	.793	72/2.4	56/2	95 60	11 40	247/8.6
14-15	33/33	1139/34.5	163/395	.413	66/173	.382	115/244	.799	104/3.2	69/0	153 84	10 56	507/15.4
16-17	33-33	1179/35.7	161/392	.411	72/201	.358	100/120	.833	110/3.3	61/0	144 62	7 42	494/15.0
TOT	95/66	3084/32.5	397/996	.399	170/482	.353	284/351	.809	236/3.0	186/2	392 206	28 138	1248/13.1



RAMON VILA

33

SOPHOMORE/FORWARD

6-8/230

BARCELONA, SPAIN



SOME THINGS TO KNOW ABOUT RAMON

"I chose ASU it is an amazing university competing in one of the best conferences."

"Ramon is a great kid and he has a good IQ for the game. He's usually in the right positions. The next step for him will be to continue to get comfortable stepping away from the basket."

– Bobby Hurley

- Has played in nearly 50 FIBA Junior team games in a five-year span for Spain.
- Played in the 2017 and 2016 U20 European Championships as the 2016 squad won gold.
- Other international experiences include 2015 U18 European Championships and U19 World Championships, U17 2014 World Championship and 2013 U16 European Championships.
- Played double-digit minutes in 24 games in freshman season.
- Earned starts at San Diego State, vs. Colorado and Utah and at UCLA.
- Was a member of Spain's preliminary squad for the FIBA U20 European Championships in 2016.
- Skilled big man who in 29 games with FC Barcelona's second-division team averaged 5.3 points and 3.7 rebounds in 15.4 minutes. He shot 56.1 percent from the field and 64 percent from the foul line.
- Averaged a team-high 12.7 points during the 2015 U18 European Championships
- Grew up in Sabadell, just 12 miles north Barcelona and parents are both physicians who worked in Africa for seven years prior to Ramon being born.

CAREER HIGHS FOR RAMON VILA

POINTS: 7 vs. Portland State, 11/11/16

REBOUNDS: 6 vs. Tulane, 11/18/16

BLOCKS: 2 vs. Utah, 1/7/17

FTS MADE: 4 at Oregon State, 2/4/17

FTS ATTEMPTED: 4 at Oregon State, 2/4/17

MINUTES: 25 at Oregon State, 2/4/17

RAMON VILA'S 2016-17 FRESHMAN STATISTICS

YEAR	G/GS	Min/Avg	FG/A	PCT	3P/A	PCT	FT/A	PCT	RB/AVG	F/D	AS	TO	BK	ST	PT/AVG
16-17	33-4	407/12.3	33/51	.647	0/3	.000	21/33	.636	66/2.0	86/2	2	11	8	5	87/2.6



ROMELLO WHITE

23

SOPHOMORE/FORWARD

6-8/220

WHEELER HIGH SCHOOL, SUWANNEE, GA

SOME THINGS TO KNOW ABOUT ROMELLO

- Originally from Suwanee, Ga., signed with ASU in May of 2016.
- Ranked 77th on the ESPN top-100 and and No. 81 according to Scout, part of a signing class that includes two other four-star (Scout) players in Seattle's Sam Cunliffe and Jethro Tshisumpa, along with Vitaliy Shabel.
- "Romello is great addition to a great group," notes Coach Hurley. "He is a high-level prospect with length, fantastic motor and great hands. He has been highly-regarded for years and has played against great competition."
- ASU had signed five ESPN top-100 players in the previous nine years, but now has three signed in its 2016 class.
- It also marked the first time in the Scout.com recruiting era (2002-present) the Sun Devils have signed three four-star players. ASU had signed eight top-100 players in the previous 15 years, but signed two in the Scout top-100 in Cunliffe (45) and White (81).

ESPN TOP-100 SUN DEVILS (2007-PRESENT)

21. James Harden, 2007
43. Keala King, 2010
50. Jahii Carson, 2011
57. Kimani Lawrence, 2017
74. Demetrius Walker, 2009
77. Romello White, 2016
85. Remy Martin, 2017
98. Jamelle McMillan, 2007

SCOUT.COM TOP-100 SUN DEVILS (2002-PRESENT)

23. James Harden, 2007
34. Jahii Carson, 2011
55. Ike Diogu, 2002
58. Kimani Lawrence, 2017
77. Remy Martin, 2017
79. Keala King, 2010
81. Romello White, 2016
84. Keith Wooden, 2004
96. Jamelle McMillan, 2007
98. Trent Lockett, 2009
100. Tra Holder, 2014



CARLTON BRAGG

15

JUNIOR/FORWARD

6-9/220

VILLA-ST. JOSEPH HS, CLEVELAND, OHIO

OVERVIEW:

- Will have two years of eligibility beginning 2018-2019

KANSAS:

- Played in 69 games in the past two seasons (2016 and 2017)
- Made five starts as a sophomore and averaged 13.8 minutes, 5.2 points and 4.1 rebounds
- Had five double-digit scoring games, including a career-high 15 points twice: vs. Siena (11/18) and TCU (2/22)
- Averaged 8.9 minutes during his freshman season and shot .561 percent from the floor

HIGH SCHOOL:

- Led Villa Angela-St. Joseph to a pair of Ohio High School Athletic Association (OHSAA) Division III state titles in 2014 and 2015

- Named the 2015 OHSAA Division III Ohio Player of the Year by the Associated Press
- Averaged 21.3 points, 8.0 rebounds and 2.0 blocked shots as a senior
- Represented the West in the McDonald's All American Game in 2015 and had nine points
- Earned a gold medal at the 2015 World University Games in Gwangju, Korea as a part of Team USA
- Also played baseball (1B/P) during his freshman year

PERSONAL:

- Full name is Carlton Edward Bragg Jr....Born in Cleveland, Ohio... Son of Monica Howard and Carlton Bragg...Has an older brother, Deonte King, and a younger sister, Alaja Howard



ZYLAN CHEATHAM

31

JUNIOR/FORWARD

6-8/210

SOUTH MOUNTAIN HS, SAN DIEGO STATE, PHOENIX, ARIZ.

OVERVIEW:

- Will be eligible to play during the 2018-2019 season

SAN DIEGO STATE:

- Played a total of 69 games, including 48 starts, and averaged 8.4 points and 5.8 rebounds in two seasons
- As a redshirt sophomore, he averaged 9.1 points and a team-best 6.3 rebounds in 31 games (22 starts)
- Scored in double figures 11 times, had three double-digit rebounding performances and produced three double-doubles last season
- Earned Most Outstanding Player honors at the 2016 Hawaiian Airlines Diamond Head Classic, where he averaged 15.7 points and 9.3 rebounds

- Lead the Aztecs to the 2015-16 Mountain West regular-season title and the semifinals of the NIT
- Averaged 7.9 points and 5.4 rebounds as a redshirt freshman in 38 games, including 26 starts
- Redshirted his first year

HIGH SCHOOL:

- Helped South Mountain to a 17-10 record and a spot in the state playoffs his senior season
- Was voted to the 2013-14 American Family Insurance Division II All-State second-team by azcentral.com Earned four stars and a No. 78 rating on the Rivals 150; No. 88 on the ESPN 100 after the 2013-14 season; 247Sports.com rated him at No. 71 and No. 2 in Arizona in its composite rankings



DE'QUON LAKE

35

JUNIOR/FORWARD

6-10/225

CHARLOTTE, AMALIE, ST. THOMAS (US VIRGIN ISLANDS)

IOWA WESTERN:

- Averaged 13.5 points and 7.2 rebounds and shot over 67 percent from the field during his sophomore season in 2017
- Earned NJCAA Region XI honors during his freshman year

- Led the Monarchs to a 24-9 season as a senior

- Moved to the United States in the eighth grade from Saint Thomas in the Virgin Islands

HIGH SCHOOL:

- Earned all-conference honors after averaging 21.9 points and 11.3 rebounds, along with five blocks and four assists during his senior season



REMY MARTIN

1

FRESHMAN/GUARD

6-0/170

SIERRY CANYON HS, CHATSWORTH, CALIF.

"The question is what we didn't like about ASU. Obviously, Coach Hurley speaks for itself, but the staff really made us feel welcome. The academic advisers and counselors we spoke to let us know what kind of program they would put Remy on that would be beneficial to him making sure he got his degree. We saw that fire (in Coach Hurley)...he still has that fire. If Bobby can give Remy a third of what he had, I think Remy can have a pretty successful career at ASU"

-- Sam Martin, father of Remy, to the Arizona Republic fall of 2016.

- Explosive, fast and never stops...will pressure the ball as well as anyone with incredible athletic ability.
- Got it done in the classroom as well in high school with a 3.4 grade point average.
- From Chatsworth, Calif., and Sierra Canyon High School. Played AAU and high school basketball with Margin Bagley III. Averaged 11.5 points, 6.9 assists, 3.3 rebounds and 2.1 steals in senior year. Coached in high school by Ty Nichols.

- Helped Sierra Canyon to four wins in five days in two states against some of the top teams in the nation in January of 2016. It ended with a 76-74 win over La Lumiere of Indiana, ranked No. 1 in the nation by several polls, as Remy had 18 points, including a three-point play that gave Sierra Canyon the lead for good at 61-60.

- Sierra Canyon won the Bass Pro Tournament of Champions in Missouri, rallied from a nine-point third-quarter deficit to defeat previously unbeaten La Lumiere at the Hoop Hall Classic in Springfield, Massachusetts. It was Sierra Canyon's third consecutive victory over a team ranked in the top 10 of a national poll after beating Findlay Prep (Nevada) and Memphis East (Tennessee) to win the 2017 Bass Pro Tournament.

- Had 22 points in 83-79 win over Oak Hill Academy on Dec. 15, 2016.

- ESPN placed him at No. 85 in its final spring rankings.

- Scout.com considers him a four-star prospect, ranking Martin 77th overall.

- Also played some high school football early in his career.



ROB EDWARDS

2

JUNIOR/GUARD

6-4/200

DETROIT, MICHIGAN

OVERVIEW:

Will have two years to play beginning 2018-2019

CLEVELAND STATE:

- Averaged 16.5 points as a sophomore (2017), good for sixth in the Horizon League
- Posted 10 20-point games in 2016-17, including a career-best 32 in a win at regular season Horizon League champion Oakland on Jan. 16
- Finished tied for fifth in steals (1.4) and tied for 11th in three-pointers (2.0) in the Horizon League
- Had 484 points last season, third-most for a sophomore in school history

- Named to the Horizon League All-Freshman team in 2016

- Matched a program record for freshman starts (30) and set the freshman program mark, with 994 minutes

HIGH SCHOOL:

- Earned honorable mention all-state honors as a senior after averaging 16 points, six rebounds, six assists and three steals during the season
- Led team to a Class A District title as a junior and scored 19 points in the district championship game
- Spent two years at Detroit Jesuit and played final two seasons at Cass Tech



MICKEY MITCHELL

3

SOPHOMORE/FORWARD

6-7/210

WEST PLANO HS, PLANO, TEXAS

- Skilled 6-7 forward who started seven games and played in 23 as a freshman at Ohio State in 2015-16 and joined the Sun Devils in January of 2017. Will be eligible in the second semester of the 2017-18 season and have three seasons to play.
- Native of Plano, Texas, sat out the first 10 games of 2015-16 at OSU but played in 23 of the final 24 and started the final seven games.
- Averaged 2.0 points and 2.8 rebounds in 12.8 minutes and in his seven starts averaged 22.1 minutes while scoring 3.7 points and collecting 4.7 rebounds.
- Best game came in the National Invitation Tournament against Akron when he scored nine points, and he also had games of six points and seven rebounds vs. Iowa and five points and seven rebounds at Michigan State.
- As a senior at Plano West High School he averaged 8.5 points, 6.3 rebounds and 5.5 assists per game for a team that went 25-2.
- The 2014-15 Plano West team also featured Tyler Davis, the top-rated player in Texas, and D.J. Hogg, the No. 4 rated player. Both Davis and Hogg play at Texas A&M and were named to the SEC All-Freshman Team in 2015-16. Mitchell averaged 13.6 points, 7.7 rebounds and 6.3 assists in leading Plano West to a 22-7 record as a junior.
- Mitchell played his AAU ball with the Texas Titans and averaged 8.1 points, 5.1 rebounds and 6.3 assists for the Titans at the 2014 Peach Jam.
- Helped Prestonwood Christian Academy to TAPPS 5A State Championship and City of Palms Classic crown as a freshman, ending season ranked No. 8 nationally in USA Today Super 25.
- Son of Ken and Candy Mitchel and has eight siblings, Missi, Mandi, Monte, Matt, Misha, Mike, McKinley and Morgan.
- Father played football for the Atlanta Falcons and minor league baseball in the California Angels organization.



VITALIY SHIBEL

13


REDSHIRT SOPHOMORE/FORWARD

6-9/210

LEE ACADEMY, UKRAINE

"When you can shoot, people find a spot for you to play and Vitaliy gives us that option. As a left-hander, his game can be tough to defend, and he makes good decisions and is a real good student of the game. Like many freshman, he will need time to develop physically, but his ability to make shots is what will earn him playing time. He is confident in his shooting, and that is a great thing to have from a 6-8 player." – Bobby Hurley

- Injured his knee and missed the 2016-17 season but was able to make the trip to Rome/Italy with the team in August and is ready to play full-speed ahead.
- Southpaw who can really shoot it and with one year of practice can start the 2017-18 season with some great practice experience.
- Is one of the many international student-athletes in the Sun Devil Athletic program, including teammate Ramon Vila.



GRANT FOGERTY

25

SOPHOMORE/GUARD


5-11/165

SCOTTSDALE, ARIZ.

HIGH SCHOOL:

- A Phoenix local that hails from Scottsdale, AZ and attended Desert Mountain High School, where he was the team captain for his Varsity team
- As a senior at Desert Mountain High School, he averaged 12 points, 3.3 rebounds, and 4.1 assists per game
- Averaged 8.9 points, 3.9 assists, and 2.5 rebounds per game in 79 games played during his high school career (sophomore to senior) at Desert Mountain HS

- During the first round of the 2016 AIA Boys Basketball State Championships, Fogerty had 10 points, 3 rebounds, and 6 assists
- 2015-16 Arizona All-Academic Honorable Mention Team with 4.26 GPA



AUSTIN WITHERILL

22

SENIOR/GUARD

6-0/170

HIGHLAND HS, GILBERT, ARIZ.

SOPHOMORE SEASON (2015-16)

- Played in 13 games, all coming off the bench, and saw 18 minutes on the year. Scored five points.
- Received 3 minutes of playing time during Feb. 25 road loss at No. 22 Utah and Feb. 14 UCLA home contest.
- Made an appearance on Nov. 24 against Marquette at the FanDuel Legends Classic Championship Game in Brooklyn.
- Scored three points in three minutes in the Nov. 18 home victory over Kennesaw State.

FRESHMAN SEASON (2014-15)

- Played in three games on the year.

HIGHLAND HIGH SCHOOL

- Averaged 12.2 points per game in 54 games throughout his junior and senior seasons at Highland HS.
- During his senior season, he averaged 13.3 points, 2.8 rebounds, and 1.7 assists per game.

GETTING TO KNOW AUSTIN...

Most underrated player in the NBA: Isaiah Thomas

Past Sun Devil athlete (any sport) you wish you could have watched compete: Kyle Dodd

Who has been the biggest influence on your career? My Dad

If you could meet anyone, past or present, who would it be? Pete Maravich

Where is the most interesting vacation spot that you have visited? Rome



KIMANI LAWRENCE 14

FRESHMAN/FORWARD

6-7/200

PROVIDENCE, R.I. (NEW HAMPTON SCHOOL)

HIGH SCHOOL:

- Has a 6-11 wing span and can guard all five positions. Recruited by several Pac-12 and SEC schools before inking with ASU in November of 2016.
- Great court awareness and always seems to be in the right place at the right time.
- A consistent top-100 2017 senior from all the recruiting ranking services.
- Averaged over 17 points and seven rebounds a game in senior year and shot over 50 percent from the floor. Led team to 9-1 mark in January of 2017 and posted season-high 31 points. Played for Cushing Academy before transferring to New Hampton School for final two seasons.
- Signed his NLI at the Davy Lopez Recreation Center in his hometown of Providence. Played for Expressions Elite in EYBL and averaged 16 points and six boards per game.

ESPN CLASS OF 2017 TOP-100

- 3. DeAndre Ayton, 7-0, Phoenix, AZ (Hillcrest Prep)/Arizona
- 15. Troy Brown Jr., 6-7, Las Vegas, NV (Centennial)/Oregon
- 20. Jaylen Hands, 6-3, San Diego, CA (Foothills Christian)/UCLA
- 26. Kris Wilkes, 6-7, Indianapolis, IN (North Central)/UCLA
- 30. Charles O'Bannon, 6-6, Las Vegas, NV (Bishop Gorman)/USC
- 37. Brandon Randolph, 6-6, Yonkers, NY (Westtown)/Arizona
- 41. Ethan Thompson, 6-5, Los Angeles, CA, (Bishop Montgomery)/Oregon State
- 43. Emmanuel Akot, 6-8, Winnipeg, Canada (Wasatch Academy)/Arizona
- 44. Kenzie Okpala, 6-8, Anaheim, CA (Esperanza)/Stanford
- 45. Cody Riley, 6-8, Chatsworth, CA (Sierra Canyon)/UCLA
- 48. Jalen Hill, 6-8, Corona, CA (Centennial)/ UCLA
- 57. Kimani Lawrence, 6-7, Providence, RI (New Hampton)/Arizona State**
- 59. Jaylen Nowell, 6-4, Seattle, WA (Garfield)/Washington
- 60. Daejon Davis, 6-4, Seattle, WA (Garfield)/Stanford
- 69. Ira Lee, 6-8, Los Angeles, CA (Crossroads)/Arizona
- 71. D'Shawn Schwartz, 6-7, Colorado Springs, CO, (Sand Creek)/Colorado
- 85. Remy Martin, 6-0, Chatsworth, CA (Sierra Canyon)/Arizona State**
- 89. Victor Bailey Jr. 6-3, Austin TX (McNeil)/Oregon
- 96. Alex Barcello, 6-2, Phoenix, AZ (Corona Del Sol)/Arizona

A man with short, light-colored hair is smiling and speaking into a microphone. He is wearing a dark suit jacket, a white shirt, and a yellow and red striped tie. His hands are clasped in front of him, and he is wearing a large ring on his left hand. The background is dark with a red and yellow logo at the top and the text "WWW.THE...COM" in white. A microphone with a blue and white logo is positioned in front of him.

WWW.THE...COM

**SUN DEVIL
COACHING STAFF**

HEAD COACH



BOBBY HURLEY

"He will be terrific. Bobby was the most daring player I ever coached at Duke. He had and still does have great feel for the game. He comes from a great family, and he's a player's coach. He will allow his players to play. I think he has a chance of building something special there."

– Mike Krzyzewski



One of the most recognizable names in college basketball history is the 14th head men's basketball coach in Sun Devil history, as Vice President of Athletics Ray Anderson named 1992 NCAA Final Four Most Outstanding Player Bobby Hurley as the new Sun Devil head coach on April 9, 2015.

Hurley in his first year led ASU to two wins over ranked teams (USC and eventual SEC top-seed Texas A&M), eight top-100 wins and two non-conference road wins as the Sun Devils had the 13th toughest non-conference schedule in the nation in 2015-16. ASU beat RPI top-100 teams Texas A&M (18), Stephen F. Austin (61), Belmont (95), UCSB (98) and Creighton (100) while in Pac-12 play it beat Oregon State (33), USC (51) and Stanford (87).

Hurley, a NCAA champion with Duke in 1991 and 1992, led Buffalo to a school record-matching 23 wins in 2014-15, its first Mid-American Conference title and a trip to the 2015 NCAA Tournament for the first time in school history. The Bulls fell to West Virginia in the second round, snapping an eight-game win streak that was Buffalo's longest in a decade. Buffalo averaged 12.9 wins in its 22 seasons prior to Hurley, but was 42-20 in his two years, which included playing 29 games on the road.

He coached the MAC Players of the Year in back-to-back seasons and led Buffalo to its first outright MAC East Division title in 2013-14. Buffalo went 10-7 on the road in 2014-15, including games at Kentucky and Wisconsin when it led at the half.

In 2013-14 Hurley was named a finalist for the Joe B. Hall Award, which is given to the nation's top first-year head coach. Javon McCrea was named the MAC Player of the Year as the Bulls won 19 games in Hurley's first year at the helm.

Hurley joined UB from the University of Rhode Island where he served as associate head coach under his brother Dan.

A first-team All-American in 1993, Hurley is best remembered for being the one of the best point guards in NCAA history. Hurley led the Blue Devils to three Final Four appearances and consecutive national championships in 1991 and 1992, and set the NCAA record for career assists with 1,076.

He was selected seventh in 1993 by the Sacramento Kings and played five years in the NBA with the Kings and Vancouver Grizzlies.

Hurley joined the Philadelphia 76ers as a scout in 2003 before venturing into private business. He was hired as an assistant coach at Wagner College in 2010 and spent two seasons with the Seahawks, playing a critical role in rebuilding the program. He helped lead Wagner to a 25-6 record during the 2011-12 season – its best record in school history – before joining Rhode Island, where he was associate head coach.

His father, Bob, Sr., was a legendary coach in the high school ranks, leading perennial power St. Anthony's and was inducted into the Naismith Memorial Basketball Hall of Fame in 2010. Hurley's brother, Dan, is the head men's basketball coach at Rhode Island, after a successful tenure at Wagner College and an outstanding prep school coaching career.

Hurley and his wife, Leslie, have two daughters, Cameron and Sydney, and a son, Bobby.

HEAD COACH



BOBBY HURLEY BY THE NUMBERS...

2: Coach Hurley won two national championships at Duke in 1991 and 1992.

3: Number of Final Fours Bobby Hurley played in while at Duke.

6: ASU faced six RPI top-100 teams in its non-conference schedule in 2015-16, a big reason why its OOC strength of schedule was 13th.

7: He was picked seventh in the 1993 NBA Draft by the Sacramento Kings.

7.69: Average assists per game in 140 collegiate games.

8: ASU posted eight top-100 wins in 2015-16, including wins over conference top seeds Texas A&M, Stephen F. Austin and Belmont.

11: He wore No. 11 at Duke, which was retired in 1993.

12.9: Number of wins per year in 22 seasons prior to Coach Hurley taking over at Buffalo. He led them to 42 in his two seasons.

50: He was named to the ACC 50th Anniversary Team.

288: His assist total in 1990 in 38 games, which is the NCAA record for a freshman.

1,076: His career assist total in 140 games, the best mark in NCAA history.

2011: He was inducted into the Duke Hall of Fame in 2011.

ASSISTANT COACH



LEVI WATKINS

"Levi was very vocal, a leader from the first day as a freshman, and he was probably one of the hardest workers on the team. It was a family to him. Levi was able to correct guys and lead them in that fashion. You could just see that coaching would be in his future."

– **Julius Hodge, NC State teammate of Levi and 20th overall pick in 2005 NBA Draft.**

Levi Watkins enters his third season as an assistant coach at Arizona State University, having spent the previous two years (2013-15) alongside head coach Bobby Hurley, where the Bulls went 42-20 and advanced to the NCAA Tournament for the first time in school history.

At Buffalo, Watkins played a major role in all aspects of Hurley's program, including recruiting (serving as the Recruiting Coordinator in 2014-15), player development, scouting and game preparation, academics and community relations.

Watkins helped guide Buffalo to its first MAC Championship and NCAA Tournament berth in addition to winning the MAC regular season title. Buffalo also tied the program's highest win total (23) and finished with a program's best RPI of 29.

The Bulls won 10 road games in 2014-15, the most in school history. Buffalo closed out the season as the conference leader in scoring, scoring margin and assists.

In his first year with Buffalo, Watkins helped lead the Bulls to their first outright MAC East title, leading the conference in both scoring margin and assists and ranking second in scoring. Watkins worked primarily with the post players at Buffalo and in both seasons a post player won the MAC Player of the Year. Forward Justin Moss, 2015 MAC Player of the Year, led the conference in scoring and rebounding, while forward Javon McCrea became Buffalo's all-time leading scorer and led the MAC in both scoring and rebounding during the 2013-14 season.

Watkins has helped develop all-conference post players in almost every single season of his coaching career, with his teams producing an all-conference post player nine out of ten years.

Prior to his time at Buffalo, Watkins spent eight years as both the Director of Basketball Operations and Video Coordinator at North Carolina State University (NC State). Watkins touched all facets of the program, including: all day-to-day operations, recruiting, player academics, daily scheduling, and managing the program's video operations, including scouting, film edits, and exchanges. He also mentored student athletes for academic, professional, and personal development.

In addition to serving in those capacities, Watkins served as the Executive Camp Director, Academic Liaison, and Administrative Coordinator, as well as the liaison between men's basketball and various other athletic departments and campus units. During Watkins' tenure, the Wolfpack signed five Top 15 nationally-ranked recruiting classes and a total of seven McDonald's All-Americans. He also had the opportunity to work with, and for, 12 current or former Division I head coaches.

As a player Watkins was part of the number one high school recruiting class in 2001. Julius Hodge, the 2004 ACC Player of the Year and 2005 NBA first round pick, along with Josh Powell a seven-year NBA veteran, were in the same recruiting class as Watkins. Watkins played his collegiate basketball career at NC State from 2002-05.

He helped lead the Wolfpack to four consecutive NCAA tournaments, making NC State one of 21 teams in the country to do so at the time. NC State progressed to at least the second round in three of his four years, including the Sweet Sixteen in his senior season. Watkins has been to a combined eight NCAA Tournaments over the course of his playing and coaching career.

While playing at the prestigious Montrose Christian High School in Rockville (MD), Watkins was a 2001 Parade All-American and led his team to a final top 25 national ranking. As a senior, Watkins was named the Gatorade and USA Today Maryland State Player of the Year.

Watkins graduated from North Carolina State University with a bachelor's degree in business management. He and his wife, Monica, have two children: Levi (III) and Leah.



ASSISTANT COACH



COACH WATKINS BY THE NUMBERS...

1: The Maryland Player of the Year in 2001.

1: Was a member of the No. 1 recruiting class in 2001

3: Three of Coach Watkins players from NC State are in the NBA.

4: His NC State teams went to four straight NCAA Tournaments.

7: Helped sign seven McDonald All-Americans at NC State and five top-15 classes.

8: Coach Watkins has been a part of eight NCAA Tournament teams.

12: Prior to time at Buffalo he spent 12 years in the ACC, eight of them as staff member and four as a player.

ASSOCIATE HEAD COACH



RASHON BURNO

"Imagine Rashon Burno coming to your home and recruiting you – I'd give him my kids in a second."

– **Jay Sharman, TeamWorks Media CEO of TeamWorks Media and Emmy-award winning TV Producer.**

Rashon Burno, assistant coach at the University of Florida from 2012-15, joined the Arizona State University men's basketball coaching staff in July of 2015.

Burno, who held collegiate coaching positions at Towson State, Manhattan College and the University of Nebraska – the latter post he accepted in May after Florida head coach Billy Donovan was named head coach of the NBA's Oklahoma City Thunder.

"I am thrilled we were able to complete our staff with Rashon who not only is a great coach and recruiter but someone I am very familiar with," said Hurley. "He was part of a Final Four trip at Florida and is extremely connected and respected in the coaching world. He has a great family and is a great addition to Sun Devil Basketball."

Burno's ties to Hurley's family go all the way back to his high school career as he helped anchor back-to-back national championships in 1996 and 1997 at St. Anthony's High School (Jersey City, New Jersey,) under Hurley's father, Hall of Fame coach Bob Hurley Sr.

Burno, who played point guard during his college career at DePaul, worked with the Florida backcourt players, coaching three Gators to All-SEC honors (Kenny Boynton, Mike Rosario and Scottie Wilbekin) in his tenure. Wilbekin became the first Gator guard to earn SEC Player of the Year in 2014.

In Florida's historic 2013-14 season, the Gators posted a 30-game winning streak that included the SEC's first 18-0 regular season, capped with the fourth SEC Tournament title in school history. In 2013-14, UF compiled an unblemished 10-0 record in games Burno served as the scout coach, including an early season win against Kansas, a sweep of Alabama, conference wins over LSU and Ole Miss and the NCAA Tournament victory against Albany. UF's win over Kansas kicked off Florida's program-record 30-game winning streak.

The Gators also posted an 11-1 record in 2012-13 when Burno handled the opponent scout, including a 5-0 record in SEC regular-season play and an NCAA Tournament victory over Northwestern State. Florida went 29-8, including a 14-4 record in the SEC, during the 2012-13 season, losing in the Elite Eight to Michigan.

As an assistant coach at Manhattan College, Burno helped the Jaspers to a 21-13 record in 2011-12 – the team's first season under head coach Steve Masiello. The Jaspers added a postseason win in the CollegeInsider.com Tournament to post just the 11th 20-win season in the 106-year history of the program while capping a massive 15-win turnaround for a team that went 6-25 in 2010-11.

Burno's first college job came in 2010 at Towson State under his old coach at DePaul Pat Kennedy. His coaching career initially took root at Marmion Academy in the Chicago suburbs from 2007 to 2010. While at Marmion he also served as an economics and physical education teacher.

During his playing career at DePaul, Burno started 58 games and helped the Blue Demons to two postseason appearances, advancing to the 2001 NCAA Tournament and the 2000 National Invitational Tournament. He finished his career ranked third in DePaul history with 201 steals and was named to the 2001 Conference USA All-Tournament Team.

Burno and his wife, Ellen, have three children, Micah, Rashon and Braxton

ASSOCIATE HEAD COACH



RASHON BURNO

led DePaul to the 2001 NCAA Tournament.

COACH BURNO BY THE NUMBERS...

4: Was a member of Florida's 2014 Final Four Staff.

58: Started 58 games in two years at DePaul.

8: Helped lead Florida to the 2013 Elite Eight.

2001: Point guard for DePaul's 2001 NCAA Tournament team.

ASSISTANT COACH



ANTHONY COLEMAN

"Anthony comes to Arizona State highly recommended from people that I really respect," "He's played at a really high level in college and played professionally overseas. On the court, I think he, along with (assistant coach) Levi Watkins, will enhance our front-court through player development. He can help our front court players get better."

– Bobby Hurley



Sun Devil men's basketball head coach Bobby Hurley added southern California native Anthony Coleman to his coaching staff in the summer of 2016.

"Anthony comes to Arizona State highly recommended from people that I really respect," Coach Hurley said. "He's played at a really high level in college and played professionally overseas. On the court, I think he, along with (assistant coach) Levi Watkins, will enhance our front-court through player development. He can help our front court players get better."

Before working for Adidas since August of 2013, Coleman worked at USC under previous coach Kevin O'Neill as director of basketball operations and player development coordinator. As a player, Coleman played under then-coach Thad Matta at Xavier and then finished his career at Long Beach State, where he averaged 12.3 points and five rebounds as a senior.

After college, Coleman played six years professionally overseas. In Japan he played for the Akita Happinets while in Germany he was with the New Yorkers Braunschweig

He was part of Xavier teams that were Atlantic 10 champions in 2001-02 and played in the NCAA Tournament in 2001 and 2002.

A native of Carson, Calif., he attended Centennial High School, where he graduated in 2000. He earned his B.S. in Business Administration from Long Beach in 2005.

Anthony and his wife Nellie have one son, Avery.

SPECIAL ASSISTANT TO HEAD COACH



BEN WOOD

"Ben's energy and passion for the job will be a tremendous asset for Arizona State. His background that includes being a part of a NCAA championship program is outstanding and he will play a big role in every part of our Sun Devil program."

– Coach Bobby Hurley

The Sun Devil men's basketball program welcomed former Buffalo assistant coach Ben Wood to Bobby Hurley's staff as Special Assistant to the Head Coach in April of 2015.

"Ben's energy and passion for the job will be a tremendous asset for Arizona State," says Coach Hurley. "His background that includes being a part of a NCAA championship program is outstanding and he will play a big role in every part of our Sun Devil program."

Wood was in charge of several operations as Buffalo earned a trip to the NCAA Tournament for the first time, including team travel and film exchange. He served in a similar capacity at Rhode Island prior to joining the Bulls, as he spent the 2012-13 season as the Rams' director of player development, running the team's video operations, coordinating film exchange and opponent breakdowns and edits.

The Woodbury, CT, native oversaw Rhode Island's community relations program, the staff of team managers and served as the staff liaison with the academic services office.

Wood earned both bachelor's (2007) and master's (2009) in geography from UCONN where he served as the head manager for the men's basketball team.

He was part of the staff that won the 2011 National Championship.

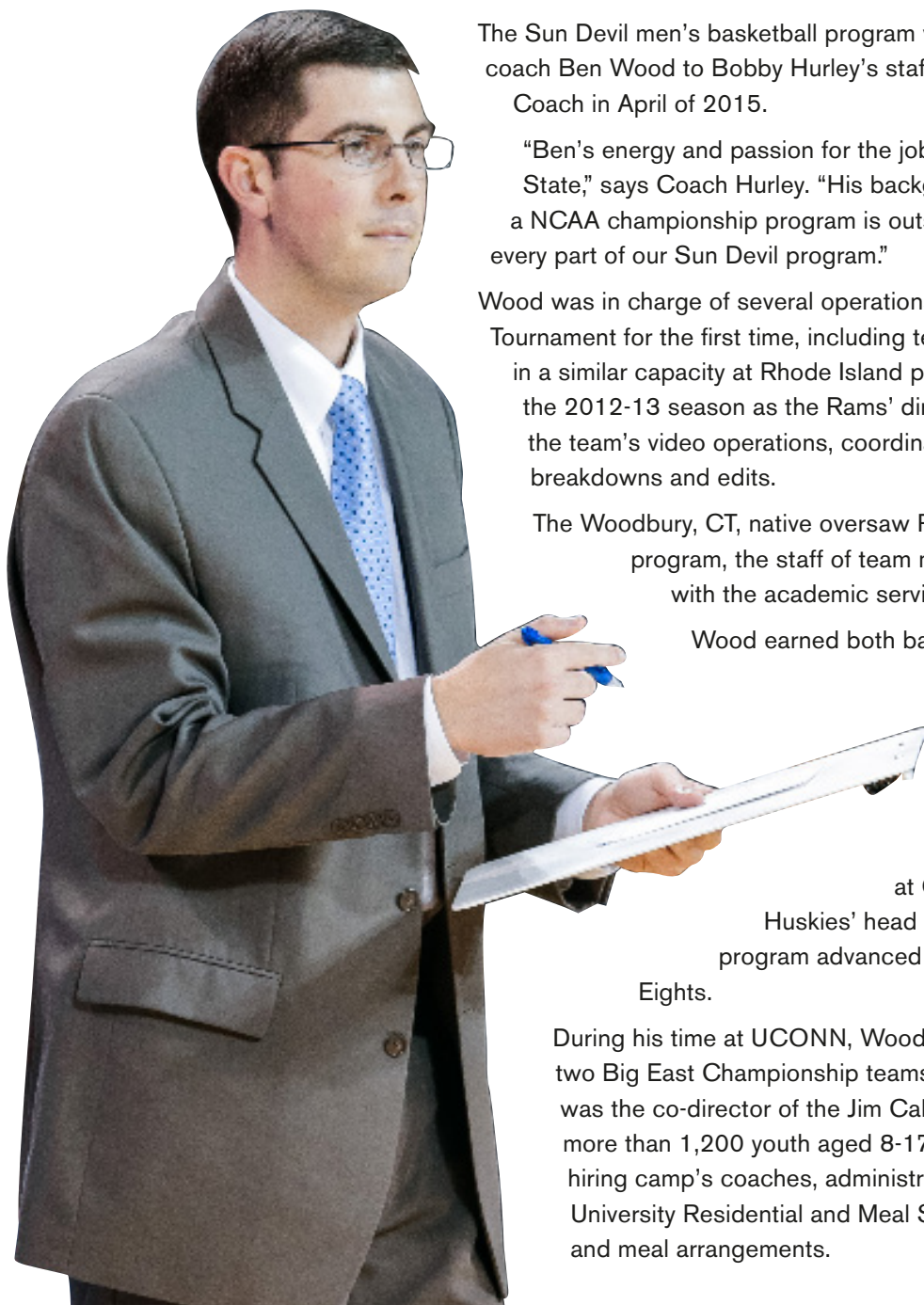
He served in numerous capacities

at Connecticut - most recently as the

Huskies' head graduate manager, and was part of program advanced to two Final Fours and three Elite

Eights.

During his time at UCONN, Wood was also a part of a program that won two Big East Championship teams (2006 and 2011). From 2007-11, he was the co-director of the Jim Calhoun Basketball Camp, which featured more than 1,200 youth aged 8-17 each year. Wood was responsible for hiring camp's coaches, administrative and support staff and worked with University Residential and Meal Services department to make all housing and meal arrangements.



TRAINING STAFF



DERRICK WROBEL

DIRECTOR OF OPERATIONS

B.A., ARIZONA STATE, 2001

Arizona State alumni Derrick Wrobel joined the Sun Devil staff in summer of 2015 after five seasons at St. John's working for Steve Lavin. St. John's earned an NCAA berth in 2015, posted 21 victories and NCAA berth in 2011, an NIT appearance in 2013 and 20 wins and NIT berth in 2014.

Under Lavin the Red Storm went 81-53 with three 20-win seasons and two NCAA Tournament appearances.

Wrobel in his career at ASU, Cal and St. John's has worked with a dozen players who have played or been drafted to the NBA and been on the staff of six NCAA Tournament teams including the 2010 Pac-10 Champion California Golden Bears.

He spent four seasons on the Cal staff as he was with the Bears for back-to-back 20-win seasons and NCAA Tournament appearances in 2009 and 2010.

In Wrobel's administrative position, he was responsible for providing support for a variety of daily operations within the men's basketball program including game scheduling, team travel, as well as organizing practice and shoot around times.

He also supervised student development activities throughout the academic year and assisted with on-campus visits of prospective student-athletes. Wrobel also performed duties related to the administration of the Steve Lavin St. John's Summer Basketball

Camp, alumni relations, and day-to-day operations.

Wrobel served as the Cal men's basketball program's Director of External Relations for his last two seasons in Berkeley, after performing duties as the Bears' Basketball Operations Coordinator from 2006-07 to 2007-08. In those roles, he fulfilled a number of functions related to scheduling, day-to-day operations, recruiting communications and camp/clinic administration. Working first under then-Cal head coach Ben Braun and then under Mike Montgomery, Wrobel accompanied the Bears on their first conference title run in 50 years in 2010.

Wrobel hails from Phoenix, Ariz., and is a 2001 graduate of Arizona State's Walter Cronkite School of Broadcasting with a B.A. in broadcast journalism. He was a four-year team manager as an undergraduate, and began his professional career in intercollegiate athletics upon graduation, serving as the Sun Devils' Director of Men's Basketball Operations from 2001-02 to 2005-06.

Serving on then-head coach Rob Evans' staff, Wrobel's duties encompassed aspects of team travel, practice preparation, academic support, marketing and film exchange, in addition to coordinating summer camps and golf tournament fundraising events.

He and the former Michelle Chartier were married on Aug. 20, 2005, and gave birth to a son, Zachary Lucas, on Sept. 19, 2014.



RICH WENNER

STRENGTH COACH

B.S., ARIZONA STATE, 1986

Past Sun Devil greats like James Harden, Jake Plummer, Pat Tillman and Jeff Ayres have pointed to Rich Wenner as a big part of their success at Arizona State and at the next level.

Wenner, a 1986 ASU alumnus with a bachelor of science in Physical Education, has been a sports performance coach for more than two decades at ASU. After serving as an assistant strength and conditioning coach from 1987- 1985, he was the head strength coach (Olympic Sports) from 2000 until 2003 when he took the title of Associate Head Sports Performance Coach in 2003. Wenner has received many awards and is a certified strength

and conditioning specialist through NSCA and also a Certified Sports Performance Coach through USA Weightlifting. Wenner has authored many strength training articles and is a multiple winner of national power lifting championships.

During his two-plus decades at ASU, Wenner has worked with four NCAA Championship teams and numerous individual NCAA Champions and Pac-10 team champions, including the 1997 Rose Bowl team, the 1988 and 1998 College Baseball World Series Championship game teams and the men and women's basketball Sweet Sixteen teams.

TRAINING STAFF

HEADER



JUSTIN MCLEAN

VIDEO COORDINATOR

Justin McLean joined the Sun Devil staff as video coordinator in 2015 after finishing the previous two seasons as a graduate manager.

Completing his Masters in Liberal Studies at Arizona State, he spent the previous two seasons (2013-15) on the Sun Devil staff with numerous duties that included all day-to-day operations, overseeing the student managers and scout preparations.

Prior to his time at Arizona State he was a student manager for four seasons at St. John's under Steve Lavin and Norm Roberts, while completing his Bachelors in Sports Management with a minor in Business.

Both St. John's (2011) and Arizona State (2013) were

NCAA Tournament teams, and he saw both Jordan Bachynski and Chris Obekpa lead the nation in blocked shots while on the Red Storm and Sun Devil benches.

While at St. John's, McLean was able to watch the staff tutor two Big East Rookies of the Year in Moe Harkless and Jakarr Sampson.

He also was camp instructor at the Five-Star Basketball Camp through the years and has worked and volunteered at the City of Tempe and at NCAA Tournament sites in Newark and Washington D.C.

He graduated from Bishop Laughlin Memorial High School in 2009.


DEGREES EARNED (1990-PRESENT)

2017

Shannon Evans II, B.S., Communication
Torian Graham, B.A., Liberal Studies
Kodi Justice, B.S., Sociology
Obinna Oleka, B.A., Interdisciplinary Studies

2016

Eric Jacobsen, B.S., Communication
Gerry Blakes, B.S., Communication
Willie Atwood, B.A., Interdisciplinary Studies



Willie Atwood

B.A., Interdisciplinary Studies
(2016)

2015

Isaac Austin, B.A., Liberal Studies
Bo Barnes, B.A., Business Communication
(2014)/Masters of Liberal Studies)
Jon Gilling, B.A., Communications
Savon Lloyd-Goodman, B.S., Sociology
Shaq Mckissic, B.G.S., Bachelor General
Studies
Sai Tummala, B.S., Biological Sciences,
Animal Physiology and Behavior/Honors
College

2014

Jordan Bachynski, B.A., Business
Communication
Jermaine Marshall, Masters of Liberal
Studies
Jarett Upchurch, B.A., Business
Communication
Dave Whitmore, B.S., Management

2013

Chris Colvin, B.S., Sociology
Richie Edwards, B.I.S., Communication/
History
Evan Gordon, B.I.S., Business/
Communication
Ruslan Pateev, B.S., Family and Human
Development
Joseph Hormes, B.S., Communications

2012

Brandon Dunson, B.I.S., Business/
Communications
Lester Neal, Bachelor of Liberal Studies
Carrick Felix, B.S., Communication (2012)/
Masters of Liberal Studies (2013)
Trent Lockett, B.A., Business
Communication
Alton Mason, B.I.S., Family Studies/
Sociology

2011

Ty Abbott, B.S., Sociology
Rihards Kuksiks, B.I.S., Communication/
Sociology
Jamelle McMillan, B.S., Communications

2010

Derek Glasser, B.S., Communications
Jerren Shipp, B.I.S., Exercise and Wellness/
Sociology



Gerry Blakes

B.S., Communication
(2016)

2009

Rodger Farrington, B.S., Justice Studies
Eric Boateng, B.A., Global Studies



Shannon Evans II

B.S., Communication
(2017)

2008

Jeff Pendergraph, B.S., Economics
Antwi Atuahene, B.I.S., Communications
and Mass Communications

2007

Bruno Claudino, B.I.S., Education and
Sociology
Kyle Dodd, B.A., Sociology
Shawn Redhage, B.S., Construction)

2006

Allen Morill, B.I.S., Education and Theatre
Robby Alridge, B.A., Sociology
Serge Angounou, B.A., Spanish
Jonathan Howard, B.S., Business
Management)
Kevin Kruger, B.S., Justice Studies
Curtis Millage, B.I.S., Education and Family
Studies
Jeremy Veal, B.S.W., Social Work

2005

Jason Braxton, B.I.S., Business and
Psychology

DEGREES EARNED (1990-PRESENT)

2004

Jamie Andrisevic, B.S., Finance
Kenny Crandall, B.I.S., Business and
Communications

2003

Justin Allen, B.S., Justice Studies
Brandon Goldman, B.S., Management
Tyson Johnston, B.A., Sociology



Torian Graham

B.A., Liberal Studies
(2017)

2002

Brad Nagra, B.I.S., Business and
Communications
Chad Prewitt, B.I.S., Business and
Communications

2001


Jay Knollmiller, B.A., Spanish
Awvee Storey, B.I.S., Sociology

2000

Jeremy Ivener, B.S., Computer Science
Brian O'Neal, B.A., Broadcasting

1999

Ron DuBois, B.A., Education/Secondary
Education
Okeme Oziwo, B.S.W., Social Work



Eric Jacobsen

B.S., Communication
(2016)

1998

Mark Becker, B.A., Mathematics
Urit Kelly, B.S.W., Social Work
Ahlon Lewis, B.S.W., Social Work
Emory Lewis, B.A., Mathematics
Bobby Lazor, B.S., Marketing
Lamar Richardson, B.S.W., Social Work

1997

Carlos Artis, B.A., Sociology
Alex Austin, B.S., Exercise Science/Physical
Education
Joe Caldwell, B.A., Education
Quincy Brewer, B.S.W., Social Work
Matt Holman, B.S., Economics



Kodi Justice

B.S., Sociology
(2017)

1996

Robert Conlisk, B.S., Justice Studies
Eli Lopez, B.A., Education/ Secondary
Education

1995

James Bacon, B.S.W., Social Work

1993

Wun Versher, B.S., Recreation)

1992

Jim Nelson, B.S., Spanish



Obinna Oleka

B.A., Interdisciplinary Studies
(2017)

1991

Matt Anderson, B.A., Chinese; B.S.,
Business
Quinton Reece, B.S., Marketing
Tarence Wheeler, B.S., Justice Studies

1990

Mike Redhair, B.S., Business Administration

SENIORS FROM 2016-17



OBINNA OLEKA

B.A., Interdisciplinary Studies, 2017
16 double-doubles in 2016-17 most by a Sun Devil since ASU joined the Pac-10 in 1978-79

TORIAN GRAHAM

B.A., Liberal Studies, 2017
18.6 ppg. in Pac-12 games in 2016-17, best in the league



ARIZONA STATE UNIVERSITY

Arizona State University

Where highly ranked inspires uniquely capable

Recognized as the country's "most innovative" university by U.S. News & World Report in 2016 and 2017, ASU provides access to an education that inspires its students to become master learners, capable of learning anything throughout their lives. For society, ASU innovation provides the benefits of purpose-based, real-world discovery from a university that is deeply embedded in the fabric and advancement of society.

Welcome to ASU, where the charter is a straightforward statement of purpose: "ASU is a comprehensive **public research university**, measured not by whom it excludes, but rather by **whom it includes** and how they **succeed**; advancing **research and discovery** of public value; and assuming **fundamental responsibility** for the economic, social, cultural and overall health of the **communities** it serves."

ASU's research enterprise has quadrupled over the past decade, earning it recognition in the 2016 Higher Education Research and Development rankings as the country's fastest-growing research university with expenditures of \$100 million



or more, ahead of all others in the category, including Harvard, Yale and Duke. Driven by "moonshot thinking" that tackles enormous

challenges with radical solutions and breakthrough technology, ASU played a significant role in developing a treatment for Ebola and a low-cost

Best in the U.S.: ASU is #1 in innovation

U.S. News & World Report has recognized ASU as the country's "most innovative" university for two years running, earning the No. 1 spot ahead of No. 2 Stanford and No. 3 MIT. The publication is not the only one giving ASU high grades above many of the nation's elite colleges and Pac-12 peers.

- #1** fastest-growing Research I university in the U.S. with \$100 million-plus in annual research expenditures, ahead of Harvard, Yale and Duke (NSF Higher Education Research and Development survey)
- #3** university in the U.S. chosen by international students, ahead of Columbia, Cornell and California-Berkeley (Institute of International Education Open Doors report)
- #4** graduate degree program in the U.S. for city management and urban policy, ahead of Harvard, California-Berkeley and Syracuse (U.S. News & World Report)
- #5** graduate degree program in the U.S. for supply chain management and logistics, ahead of Stanford, California-Berkeley and Carnegie Mellon (U.S. News & World Report)

- #5** graduate degree program in the U.S. for information and technology management, ahead of Harvard, Rutgers and Michigan (U.S. News & World Report)
- #5** university in the country for producing the best-qualified graduates; more than 50 of the country's top corporations list ASU as a "top-tier" university for graduate recruitment (Wall Street Journal)

ASU is . . .

A top-10 research university in the U.S. for faculty Fulbright scholars, joining Cornell, Southern California and Michigan (Chronicle of Higher Education)

"A leader in undergraduate education" (The Princeton Review)

"An outstanding public university" (American City Business Journals)

"A prestigious global university" (Times Higher Education)

"A top world university" (Academic Ranking of World Universities)



test for the Zika virus, while its scientists have developed orbiting satellites the size of an egg and been awarded the direction of a deep-space mission utilizing ASU-developed equipment and instrumentation. ASU is simultaneously producing the largest number of faculty Fulbright Scholars and the newly minted national champions of e-sports, and stands as the No. 1 public research university chosen by international students.

Master teachers for master learners

ASU faculty are at the forefront nationally in advancing research and discovery and producing graduates fully capable of meeting the needs of newly emerging career opportunities and tackling the unexpected. The university has more faculty Fulbright scholars than any other in the country, and is a top-five producer of student Fulbright scholars. Nobel laureates, Pulitzer Prize winners, MacArthur fellows and nearly 200 “highly prestigious” National Research Council faculty teach at ASU. The university is in elite company with Stanford, Harvard and the University of Chicago as one of the only universities in the country with enrolled Rhodes, Marshall and Churchill student scholars. More prestigious Flinn student scholars attend ASU than any other university in the state, and ASU is No. 1 in the country over the past decade in producing STEM-focused Goldwater student scholars. Barrett, The Honors College at ASU has been called “the gold standard of honors colleges” in the U.S. by The New York Times, and its multicampus residential community has more National Merit Scholars than MIT, Stanford, UC Berkeley, Duke and Brown, to name but a handful.

Wanted by employers: ASU students

ASU is highly regarded as a top university for graduate employability. The 2016 Global University Graduate Employability Survey ranks

ASU in the top 10 nationally, ahead of MIT, Columbia and UCLA. The university ranks No. 5 on a list of the top universities favored by employers for producing the best-qualified graduates, according to The Wall Street Journal, and has also been cited by Business Insider as a top-20 school for landing a career in Silicon Valley, ahead of Cornell and UC Irvine. ASU is designated a “top-tier” recruiting university by 50 of the country’s leading corporations, including internet pioneers Yelp and GoDaddy; financial powerhouses Vanguard and Charles Schwab; insurance leaders Geico and State Farm; as

well as Ford, American Airlines and Mayo Clinic. These giants of American industry are among the many who have increased the flow of talent from ASU through their leadership pipelines.

Learn to thrive

At ASU, innovation challenges the status quo. Innovation is a mindset woven into the fabric of the university, encouraging students to rethink, redesign and reinvent – to learn to thrive academically, professionally and personally.

This is what thriving is all about. And ASU is where it begins.

Campaign ASU 2020:

fueling discovery, championing student success, enriching society

Developing an Ebola treatment. Caring for a city’s homeless population. Opening pathways to higher education through scholarships.

Such accomplishments take intelligence, compassion – and generosity. To make possible more such life-changing actions,

and to accelerate the university mission and raise support for its educational priorities, Arizona State University has embarked on a

comprehensive, panuniversity philanthropic effort: Campaign ASU 2020.

Publicly launched in January 2017, the campaign is a strategic effort that will focus the entire


university’s development energies on one goal – to permanently raise the long-term fundraising capacity of the university. Donations will fund scholarships, faculty research, labs, projects to ensure that students succeed to graduation, arts initiatives and ventures in the community.

“Campaign ASU 2020 will inspire people to support people.”

–Lindsay Zapata, ASU senior and New American University scholar

“Campaign ASU 2020 is our moment in time to say, ‘Yes, we’ve been able to do that. Look at who we are,’” says ASU President Michael M. Crow. “It’s not just the faculty and it’s

not just the students and it’s not just the staff. It’s the hundreds of thousands of people and the thousands of organizations that are behind us to move this university forward.”



ASU: One university in many places

ASU recognizes that students have different ideas about what a campus should look and feel like and how they should learn — how they best should learn to thrive. The university has five metropolitan Phoenix campuses to fit the needs of its master learners.



Tempe campus — On the university's first campus, students enjoy the classic Pac-12 college experience. As a vibrant college town and the campus home to Sun Devil Athletics, Tempe is the heart of Sun Devil nation. Students with varied academic interests attend courses in state-of-the-art solar-powered buildings that are home to sustainability, engineering, business, health solutions, education, innovation and interdisciplinary arts and sciences colleges. More than 50,000 students study at this historic campus — ASU was founded in 1885 and opened for classes one year later — where big-time college athletics facilities, high-tech research space and performing arts venues create a dynamic and engaging learning environment.

Downtown Phoenix campus — Established in 2006, ASU's Downtown Phoenix campus is home to more than 11,000 students who thrive in a creative city culture. The metro campus is in the heart of the nation's 12th-largest media market. Journalism students learn their beat by reporting for the university-operated Arizona PBS. Public service and legal study students are front and center to the state capitol, major nonprofits and government agencies, and top law firms. Health majors land internships at nearby hospitals or biomedical research centers.

Polytechnic campus — Creativity and ambition flourish at ASU's East Valley-based Polytechnic campus. Home to nearly 5,000 students, the campus offers engineering and technology curricula that feature hands-on experiences: building robotics designed to address and solve society's most pressing challenges; designing innovative, security-enriched software programs; and working and learning in labs with 3-D printers, laser cutters and photo and video studios. "Poly" colleges include health solutions, interdisciplinary arts and sciences, engineering, education, sustainability and business. The campus features "Startup Village," student housing set aside for friends-turned-founders of student-led startups to live and work together.

Thunderbird School of Global Management — For 70 years one of the top management schools in the world, Thunderbird became a unit of the ASU Knowledge Enterprise in 2015. Located in Glendale, just minutes from ASU's West campus, the school equips graduate and undergraduate students with the skills to thrive and lead in the volatile global marketplace. Courses go far beyond the typical management curricula and are taught by globally recognized faculty delivering real-time, real-world training in the intricacies of doing business in today's interconnected international economy. Thunderbird has been recognized as the No. 1 school for the internationalism of its alumni (The Economist), No. 4 for best business schools in the U.S. with an international specialty (U.S. News & World Report), and is the first school to focus exclusively on international business.

West campus — A place to learn for intellectual trailblazers on a path to next-generation leadership, the West campus features a small, tight-knit community of nearly 5,000 students who enjoy one-on-one support and personalized opportunities throughout their college careers. Education, health, global management, business and interdisciplinary arts and sciences majors study in and around the shadows of lush courtyards and classic architecture, a state-of-the-art student center and new fitness complex. A City of Phoenix "Point of Pride," the West campus is home to the Gary K. Herberger Young Scholars Academy, a groundbreaking learning environment designed for highly gifted students in grades 7-12.

In addition to ASU's five metro Phoenix campuses, the **ASU Colleges at Lake Havasu City** offers undergraduates the opportunity to gain professional skills and experience through internships with community partners and local businesses. The co-op model matches students' academic interests with work-based learning options focused on gaining practical experience. Colleges of health solutions, integrative and interdisciplinary arts and sciences, public service and community solutions, and business provide higher education degree work within a stone's throw from the historic London Bridge that once spanned the Thames River.

The best and brightest: Barrett, The Honors College

Barrett, The Honors College at ASU has emerged as one of the preeminent honors colleges in the United States. The New York Times calls Barrett the “gold standard” among the nation’s honors colleges, with more National Merit Scholars than MIT, Duke, Brown, Stanford or the University of California-Berkeley. National Hispanic, National Achievement, Fulbright, Truman, Goldwater, Rhodes, Marshall and Churchill scholars also rank among its outstanding undergraduates and graduates.

A living and learning community of the best and brightest scholars, caring advisors and enthusiastic professors, Barrett is unique among U.S. honors colleges, serving as a blueprint for higher education peers. It represents a powerful and unique combination of the special care and attention an honors student should expect in academics and advising. It is an excellent residential liberal arts college with the vast program choice and research mentoring resources of a vibrant Research I university.



Barrett students benefit from a \$12 million endowment used exclusively to support honors students’ revolutionary ideas, original research and groundbreaking business ventures. Their success is bolstered by dedicated

Honors Faculty Fellows, all master teachers and scholars, who give 100 percent of their time to helping honors students excel in their academic careers. In addition to these full-time honors college personnel, more than 1,200 university faculty teach and mentor Barrett students across four ASU metropolitan Phoenix campuses.

The Barrett success model is an impactful commitment to the well-being of society.

It is also straightforward: From the president of the university to the caretakers of its honors campuses, there is unwavering support of purpose at Barrett – to promote and enable the very best education possible for intellectually engaged students from Arizona, from across America and from around the world.

Notable ASU alumni

ASU has provided a launchpad for more than a half-million passionate, innovative, master-learner alumni who have played a positive, active role in their local, national and global communities to resolve some of the world’s most challenging issues. Sun Devil alumni are also active in cultural, sports and arts endeavors, making an indelible impact wherever they go. Here are but a few graduates of ASU who have learned to thrive on a public stage.

BUSINESS AND ENTREPRENEURSHIP

Derrick Hall – president, MLB Arizona Diamondbacks

Greg Byrne – director of athletics, University of Alabama

Aaron Matos – founder and CEO, Jobing.com; founder, Recruiting.com

Kate Spade – award-winning fashion designer, co-founder, Kate Spade New York

ARTS, LITERATURE AND ENTERTAINMENT

Michael Burns – vice chairman, Lionsgate; recipient, 2015 U.S.-Ireland Alliance Oscar Wilde Award

Roger Clyne – lead singer, songwriter, rhythm guitar: The Refreshments, Roger Clyne and the Peacemakers

Christine Devine – television news anchor/reporter, winner of 16 Emmys

Al Michaels – sportscaster, author; Emmy Award winner, National Sportswriters and Sportscasters Hall of Fame, Television Academy Hall of Fame



Al Michaels

MILITARY

Ryan Cleckner – former Army special operations; co-founder, Veterans Advocacy Group; founder, New Battlefield Foundation

James Geracci, MD – lieutenant colonel, U.S. Army 3rd Armored Corps; senior surgeon overseeing medicine for 100,000 personnel

Margaret H. Woodward – major general, U.S. Air Force; first woman to oversee U.S. combat air campaign, Operation Odyssey Dawn in Libya

PUBLIC SERVICE

Barbara Barrett – businesswoman, diplomat, philanthropist; chairwoman, Aerospace Corp.; former U.S. ambassador to Finland

Doug Ducey – 23rd governor of Arizona; founder, former CEO: Cold Stone Creamery

Carl Hayden – 1896 graduate, Territorial Normal School of Tempe (today’s ASU); first congressional representative, Arizona; first U.S. senator to serve seven terms over five decades

Kyrsten Sinema – U.S. congresswoman, Arizona; former state senator, Arizona; multiple winner: Legislator of the Year

MISCELLANEOUS

Temple Grandin – animal behavior expert, author, inventor, autism advocate; Time Magazine 100 “Most Influential Heroes”

James Herndon – influential 1970s writer on education; author: The Way It Spozed to Be, How to Survive in Your Native Land

Paul Spudis – principal investigator, NASA, Solar System Exploration Division; inner main-belt asteroid 7560 Spudis, discovered in 1986, named in his honor

University President Michael M. Crow

Michael M. Crow is an academic leader and educator, designer of knowledge enterprises, and science and technology policy scholar.

Crow became the 16th president of Arizona State University in July 2002. He is guiding its transformation into one of the nation's leading public metropolitan research universities, an institution that combines the highest levels of academic excellence, inclusiveness to a broad demographic and maximum societal impact – a model he terms the “New American University.”

Under his direction, the university pursues teaching, research and creative excellence focused on the major challenges of our time, as well as those central to the quality of life, sustainable development and economic competitiveness of Arizona and the nation. He has committed the university to sustainability, social embeddedness and global engagement, and championed initiatives leading to record levels of diversity in the student body.

Under his leadership, ASU has established more than a dozen new transdisciplinary schools, including the School of Human Evolution and Social Change and the School of Earth and Space Exploration. He has advanced major transdisciplinary research initiatives such as the Biodesign Institute; Julie Ann Wrigley Global Institute of Sustainability, incorporating the country's first School of Sustainability; Mary Lou Fulton Teachers College; and important initiatives in the humanities and social sciences. During his tenure, the university has more than quadrupled research expenditures, undergone unprecedented infrastructure expansions, and has been named The nation's most innovative school by U.S. News & World Report in 2016 and 2017.

Crow was previously professor of science and technology (School of International and Public Affairs) and executive vice provost of Columbia University. As chief strategist of Columbia's research enterprise, he led technology and



innovation transfer operations, establishing Columbia Innovation Enterprises (renamed Science and Technology Ventures), as well as advancing interdisciplinary program development. He played the lead role in the creation of and served as the founding director for the Earth Institute at Columbia University. In 1998, Crow founded the Consortium for Science, Policy and Outcomes (CSPO), dedicated to linking science and technology to optimal social, economic and environmental outcomes. In 2003, CSPO was re-established at ASU and is now based in both Phoenix and Washington.

Crow is an elected fellow of the American Association for the Advancement of Science and National Academy of Public Administration, and has served as a member of the Council

on Foreign Relations and U.S. Department of Commerce National Advisory Council on Innovation and Entrepreneurship. He is the co-author of “Designing the New American University,” published in February 2015 by Johns Hopkins University Press. He has authored and co-authored books and articles analyzing knowledge enterprises, science and technology policy, and the design of higher education institutions and systems.

Crow received his PhD in public administration (science and technology policy) from the Maxwell School of Citizenship and Public Affairs, Syracuse University. Born in 1955 in San Diego, Crow is the son of a U.S. Navy sailor. He is married to Dr. Sybil Francis and is the father of three children.



#1 in the U.S. for innovation

#1 ASU #2 Stanford #3 MIT

– U.S. News & World Report, 2016 and 2017

For the second straight year, Arizona State University has been recognized by U.S. News & World Report as the country's "most innovative" school, ahead of No. 2 Stanford and No. 3 MIT. ASU is where students and faculty work with NASA to develop, advance and lead innovations in space exploration. This is where Nobel laureates and Pulitzer Prize winners teach master learners. ASU's nationally ranked programs inspire the best-qualified graduates and have positioned the university as a "top-tier" recruiting and hiring institution by more than 50 of the country's leading corporations, according to professional recruiters and rankings services around the world.

**Top 10 in the nation for
graduate employability**

ahead of MIT, Columbia and UCLA
– Global University Employability Survey, 2016

**Among the best graduate
schools in the U.S.**

– U.S. News & World Report



Learn to thrive

asu.edu

@ASU **@Arizona State University**
#1innovation



Top producer of the world's elite scholars

**ASU, along with Harvard, Stanford and the University of Chicago
Rhodes, Marshall and Churchill Scholars**

Ngoni Mugwisi, Rhodes Scholar
Erin Schulte, Marshall Scholar
Christopher Balzer, Churchill Scholar

Only ASU, Harvard, Stanford and Chicago will be graduating an elite group of students who beat the competition and collectively won the world's most competitive academic awards.

By choosing ASU, the state's premier university and the nation's leader in innovation, Erin, Ngoni and Christopher have earned an enviable and well-deserved reputation as the most-qualified graduates in the country. Along with their fellow master learners at ASU, these 2017 graduates not only have the power to change their world, but ours as well.

#1 in the U.S. for innovation

#1 ASU, #2 Stanford and #3 MIT

— U.S. News & World Report, 2016 and 2017

A top-10 university for graduate employability

ASU ahead of MIT, Columbia and UCLA

— Global University Employability Survey, 2016

No. 1 in Arizona, top 25 in the U.S.

ASU is the only Arizona university with more than 40 programs — including engineering, business, science, public affairs, law and education — ranked among the nation's top 25.

— U.S. News & World Report, 2017

RAY ANDERSON

ATHLETICS DIRECTOR

RAY ANDERSON WAS NAMED ARIZONA STATE UNIVERSITY'S VICE PRESIDENT FOR UNIVERSITY ATHLETICS AND ATHLETICS DIRECTOR ON JAN. 9, 2014, AND HAS QUICKLY BEGUN TO REDEFINE THE COLLEGIATE ATHLETICS LANDSCAPE OVER THE COURSE OF HIS TENURE AT ASU.

"At ASU, we have three priorities for our athletic director," said University President Dr. Michael Crow, "help our student-athletes maximize their academic achievement and ensure they graduate on time; win; and win within the rules. Ray has the skills, experience, and enthusiasm to accomplish those goals. Under his leadership, ASU student-athletes will continue to perform at the highest level both on the field and in the classroom. Ray will also play an important role in the university's campaign to improve and expand its sports facilities through the development of the ASU Athletic Facilities District."

Anderson was named by Forbes Magazine as one of the 25 Most Influential Minorities in Sports in February 2016, noting that he had "helped position the Sun Devils as one of the most innovative brands in college sports."

Highly influential in the world of collegiate athletics, Anderson is a board member of the National Football Foundation's College Football Hall of Fame, a member of the NCAA Football Oversight Committee, Chair of the new Ad Hoc NCAA Competition Committee, and most recently the Green Sports Alliance. Anderson was also one of a group of minority athletics directors to meet with NCAA President Mark Emmert and NCAA Leadership at the 2016 College Football Playoffs in Phoenix and encouraged the creation of a collegiate "Rooney Rule" to encourage diversity and inclusion in the hiring of athletics leadership. The initiative led the NCAA Board of Governors to create a pledge for university chancellors, presidents and conference commissioners to publicly express their support for diversity and inclusion efforts within intercollegiate athletics.

While national trends lean toward downsizing athletics departments and eliminating non-revenue generating sporting programs, Anderson has made it his mission to not only add NCAA Division I sports at Arizona State but expand educational and scholarship opportunities for future Sun Devil student-athletes.

The 2015-16 academic season and four-year Academic Progress Rate under Anderson demonstrated his dedication to the "student" in student-athlete, as ASU hit record highs in both. From 2012-13 through 2015-16, the department recorded an APR of 991 – second only to Stanford in the Pac-12. ASU's single year overall APR in 2015-16 was an all-time high of 990.

In May 2016, Sun Devil Athletics announced the reinstatement of the men's tennis program at Arizona State – an act made possible through a \$1M lead gift from Anderson himself and his wife, Buffie. The donation came just a month after Sun Devil Athletics announced a strategic alliance with the Intercollegiate Tennis Association (ITA) to leverage the resources of a research-based University to grow the sport of tennis locally, nationally and globally.

In November 2014, Anderson announced the addition of the Men's Ice Hockey program, which was made possible through a record-setting \$32 million donation, the largest in Sun Devil Athletics history. This gift provided mechanisms to fund the addition of both women's lacrosse and women's triathlon, which were both announced in the fall of 2015. The addition of these programs not only helps Arizona State maintain equity among scholarships, but also creates new opportunities to attract and retain diverse talent, both academic and athletically.

Anderson has also clearly defined his expectations for Arizona State to be nationally competitive in all 26 varsity programs, and has parlayed this vision into a number of world-class head-coaching hires unseen at the collegiate level, including USA Swimming Coach Bob Bowman, a hall of famer and mentor to the world's most decorated Olympian, to head up the men and women's swimming program; Zeke Jones, USA Wrestling's National Freestyle Coach, to take over the wrestling program and lead it to a Pac-12 Championship in 2017; Bobby Hurley, one of the most decorated college basketball players in history, to coach the men's basketball program; Tracy Smith, a two-time conference coach of the year and experienced fundraiser, to revitalize the baseball program; Matt Hill, a three-time coach of the year with experience at three different Top 25 programs, to lead the reinstated men's tennis program; Matt Thurmond, the 2009 National Coach of the Year and seven-time national Top-10 finisher, to take over ASU's surging men's golf program; former assistant Missy Farr-Kaye, the eventual National Coach of the Year and national champion head coach for the Devils in 2017; Greg Powers, who led the ASU club team to its first National Championship in 2014, to continue the growth of the new Sun Devil men's ice hockey program; and Cliff English, USA Triathlon's Elite National Team Coach, to lead the very first Power-5 women's triathlon program which captured the 2016 Women's Collegiate Triathlon National Championship.

Anderson is in the midst of an athletics' facilities renaissance with the \$268 million reinvention of Sun Devil Stadium and the University land development project known as the Athletic Facilities District or The District. The District is comprised of 330 acres of ASU-owned land that the University plans to lease long term to developers, while Sun Devil Athletics will receive annual payments in-lieu of property tax traditionally paid on privately owned land. Anderson, along with University officials, is leading the charge to reinvent Sun Devil Stadium into a community facility and use the 55,000-plus-seat venue to generate additional revenue for ASU. The Sun Devil Stadium 365 Reinvention seeks to blend athletics, student life, and the community into an interdisciplinary facility that will have utility beyond six or seven days a year. In addition, Anderson oversaw the baseball program's celebrated move into Phoenix Municipal Stadium, and the men's and women's golf programs transition to Papago Golf Course.

Since his arrival, Anderson has emphasized his commitment to the Olympic movement as a university and athletic department. Through this vision, the city of Tempe will host the 2017 Women's Triathlon National Championship and an affiliated Age Group Race. Most recently, the NCAA has announced ASU and Grayhawk Golf Club in Scottsdale will host the 2020-22 NCAA Men's & Women's Golf National Championships, becoming the first university and course to host three-straight golf championships.

Not only has Anderson put an emphasis on the continued development of Sun Devil Athletics facilities, but to ensure that it is being done in the most sustainable and eco-friendly way possible. As a result, the National Association of Collegiate Directors of Athletics (NACDA) and USG Corporation announced Arizona State as the winner of the 2016 USG NACDA Sustainability Award for its work on Sun Devil Stadium and the Weatherup Center. The USG NACDA Sustainability Award was designed to recognize NACDA member institutions across all divisions, honoring athletics directors and their universities for incorporating sustainable practices and materials into their athletics facilities.

The 'Sun Devil Way', a mission statement that encompasses the goals of athletics at Arizona State – Sun Devils Win, Sun Devils Graduate, Sun Devils Serve, Sun Devils are for Life, and Sun Devils compete with Passion and Character – has served as the template for Anderson's leadership philosophy. He has placed a strong emphasis on student-athlete development with a number of unique and creative initiatives, including the creation of the Senior Championship Life Experience program, which launched with a special showing of the play 'Black Angels Over Tuskegee' in January 2016 and the documentary 'Last Gold' following the 2016 Rio Olympic games.

SUN DEVIL DIRECTORS OF ATHLETICS

Fred M. Irish, 1896-1913
George Schaeffer, 1914-1916
George Edwin Cooper, 1917-1921
Ernest Wills, 1922
Aaron M. McCreary, 1923-1929
Ted Edwin Shipkey, 1930-1932
Rudolf M. Lawik, 1933-1949
Donn Kinzle, 1949-1952
Donald R. Van Patten, 1952-1954
Clyde B. Smith, 1955-1971
Fred L. Miller, 1971-1980
Joe Kearney, 1980
Dick Tamburo, 1980-1984
Frank Sackton (interim), 1984-1985
Charles S. Harris, 1985-1995
Dr. Christine K. Wilkinson (interim), 1995-1996, 2000, 2005
Dr. Kevin White, 1996-2000
Gene Smith, 2000-2005
Lisa Love, 2005-2012
Steve Patterson, 2012-14
Ray Anderson, 2014-present



Positioning Sun Devil Athletics as a community asset has stayed at the front of Anderson's strategic plan and he has led a number of unprecedented community initiatives, including the creation of the Honor Row for military veterans at multiple Sun Devil facilities. With 100 percent participation in community service by Sun Devil student-athletes, coaches and staff in 2016, Sun Devil Athletics helped to serve 276,099 community members over 704,265 hours – both all-time highs for the department. Sun Devils Serve projects took place in four states (Arizona, California, Nevada and Louisiana) and three Native American Nations (Colorado River Indian Tribe, Gila River Indian Tribe, and Havasupai Tribe). Understanding the importance of building fan affinity, Anderson created the Sun Devil Caravan when he arrived in Tempe to reward Sun Devil Nation's loyalty and enthusiasm. The caravan brings the Sun Devil Athletics experience directly to the fans and allows Sun Devil Nation to connect one-on-one with coaches, student-athletes, and administrators.

Anderson has implemented an innovative business model at Arizona State to foster growth and to create sustainable revenue sources for Sun Devil Athletics. Less than a year into his tenure, Anderson negotiated an industry-impacting apparel partnership with adidas in December of 2014. The eight-year, \$38M agreement not only set provisions for wholesale apparel, but adidas also provided additional funding for marketing, facility improvements, marching band and spirit squad apparel. Anderson also strategically eliminated third-party partnerships and aligned Sun Devil Athletics' ticketing and multimedia rights with the Pac-12 Sales Co., becoming the first member school to partner with the conference to bring sponsorships and licensing in-house.

He was recognized during the week of Super Bowl XLIX by the National Football League for his outstanding leadership with a desire to improving his community as he was presented with both the 2015 Paul J. Tagliabue Award and the John Wooten Lifetime Achievement Award, two of the NFL's most prestigious honors.

Anderson joined the Sun Devil Family after serving as the executive vice president of football operations for the National Football League (NFL) since August 2006.

"In evaluating the next step in my career, I could not imagine a better, more exciting opportunity," said Anderson. "I am thrilled to become part of the team at Arizona State and energized by the academic and athletic mission of this great university. I am eagerly looking forward to the challenge of not only continuing the success of Arizona State athletics but also building on it to accomplish even more in line with President Crow's priorities."

He served as the executive vice president and chief administrative officer of the Atlanta Falcons for four years and began his professional career as an attorney at Kilpatrick & Cody in Atlanta, Georgia, where he worked primarily in labor law litigation.

A Los Angeles, California native, Anderson earned a BA in political science from Stanford in 1976 and a Juris Doctorate from Harvard Law School in 1979. He was an all-league high school quarterback and shortstop, and a three-year football letterman and two-year baseball letterman at Stanford.

Anderson co-founded the sports law practice at Heller, Ehrman, a prominent San Francisco firm, in 1980 and entered the sports agency business in 1984 when he opened the West Coast office for Sports Advisors Group. In 1987, he launched his own agency, AR Sports, specializing in the representation of NFL coaches and players and later adding Major League Baseball players. Anderson merged his agency with Octagon in 2001.

As an indication of the high regard in which Anderson is held, he was appointed to the NFL Committee on Workplace Diversity and was named to the Sports Illustrated list of the "101 Most Influential Minorities in Sports." He was also named to the prestigious "100 Black Men of Atlanta, Inc.," a group dedicated to providing support and improving the quality of life for African-Americans, and to the Board of Governors of the Georgia World Congress Center Authority.

In April 2014, it was announced that Anderson would be a professor of practice in ASU's new sports law and business program, a collaboration of the highly ranked Sandra Day O'Connor College of Law and W. P. Carey School of Business.

He and his wife, Buffie, have one son, Bryant, and one daughter, Kimberly.

HEAD COACH ACCOMPLISHMENTS HIRED BY ANDERSON

- NCAA Women's Golf National Championship -- Missy Farr-Kaye (2017)
- NCAA Women's Triathlon National Championship -- Cliff English (2016)
- WGCA National Coach of the Year -- Missy Farr-Kaye (2017)
- Pac-12 Wrestling Championship -- Zeke Jones (2017)
- Pac-12 Coach of the Year -- Zeke Jones, Bob Bowman (2016-17)

FAMOUS SPORTS ALUMNI

BASEBALL – 104 Sun Devils have played in the MLB throughout history – the second-highest total of all schools. ASU had at least one major leaguer on its roster from 1961-2016, the longest streak in the nation. Among those:

- Sal Bando – former MLB player; inducted into College Baseball Hall of Fame in 2013 (attended)
- Willie Bloomquist – former MLB player
- Barry Bonds – home run king and 7x MVP; (attended)
- Hubie Brooks – former player (attended)
- Kole Calhoun – Los Angeles Angels Outfielder
- Alvin Davis – former player, 1984 Rookie of the Year
- Ike Davis – New York Yankees first baseman (attended)
- Mike Devereaux – former player (attended)
- Andre Ethier – outfielder for the Los Angeles Dodgers (attended)
- Larry Gura – former All-Star pitcher
- Bob Horner – former player, 1978 Rookie of the Year (attended)
- Reggie Jackson – former player, member of the Baseball Hall of Fame, “Mr. October” (attended)
- Ian Kinsler – 2B for the Detroit Tigers (attended)
- Jason Kipnis – player for the Cleveland Indians (attended)
- Mike Leake – pitcher for the St. Louis Cardinals (attended)
- Paul Lo Duca – former MLB catcher (attended)
- Rick Monday – former outfielder and Los Angeles Dodgers announcer (attended)
- Dustin Pedroia – second baseman for the Boston Red Sox, 2008 American League Most Valuable Player; 2X World Series Champion (attended)
- Ken Phelps – radio broadcaster, former designated hitter and first baseman; (attended)
- Andrew Romine – infielder for the Detroit Tigers (attended)
- Kevin Romine – former MLB player
- Fernando Viña – former ESPN analyst and second baseman; (attended)
- Don Wakamatsu – bench coach for the Kansas City Royals; former MLB player; former manager of the Seattle Mariners (first Asian-American) (attended)

BASKETBALL

- Joe Caldwell – former professional basketball forward/guard; Olympic gold medalist
- Ike Diogu – former NBA player; Pac-10 Player of the Year (attended)
- James Harden – NBA guard for the Houston Rockets; 2X All-NBA First Team and 4X NBA All-Star; ‘11-’12 Sixth Man of the Year; Olympic gold medalist; Pac-10 Player of the Year (attended)
- Lionel Hollins – former head coach of Memphis Grizzlies and Brooklyn Nets of the NBA; former NBA guard
- Eddie House – former NBA guard; NBA Champion; Pac-10 Player of the Year (attended)
- Lafayette Lever (“Fat”) – former NBA guard
- Alton Lister – former forward/center; (attended)
- Byron Scott – former NBA head coach for the Cleveland Cavaliers, New Jersey Nets, Los Angeles Lakers and New Orleans Hornets; former NBA guard; former ESPN analyst (attended)

GOLF

- Danielle Ammaccapane – professional golfer (attended)
- Alejandro Cañizares – professional golfer
- JoAnne Carner – retired professional golfer
- Jim Carter – professional golfer
- Paul Casey – professional golfer (attended)
- Heather Farr – professional golfer (attended)
- Matt Jones – professional golfer (attended)
- Billy Mayfair – professional golfer
- Phil Mickelson – professional golfer, 3x Masters Champion, 2012 inductee to World Golf Hall of Fame



DUSTIN PEDROIA



PAUL CASEY

- Anna Nordqvist – professional golfer (attended)
- Grace Park – professional golfer (attended)
- Scott Pinckney, professional golfer (attended)
- Tom Purtzer – professional golfer
- Jon Rahm – professional golfer;
- Chez Reavie – professional golfer
- Howard Twitty – professional golfer
- Jeff Quinney – professional golfer

WRESTLING

- Ryan Bader – MMA fighter, winner of The Ultimate Fighter 8; competitor in the UFC
- C.B. Dollaway – Professional mixed martial artist competing in the UFC’s Middleweight Division
- Don Frye – former MMA fighter for Pride Fighting Championships and the UFC (attended)
- Dan Henderson – Olympic team member for Greco-Roman wrestling; MMA fighter

- Bubba Jenkins – MMA fighter
- Zeke Jones – competed on the 1988 NCAA Wrestling Championship team, Olympic silver medalist (1992) and World Wrestling Champion (1991)
- John Moraga – Mixed martial artist fighting in the UFC
- Anthony Robles – 2011 National Champion at 125 lbs., ESPY award-winner, author of Unstoppable, 2013 appointee to the President’s Council on Fitness, Sports, and Nutrition
- Townsend Saunders – 1996 Olympic silver medalist
- Dan Severn – Former professional Mixed Martial Artist and Professional Wrestler (“The Beast”); UFC Hall of Fame member
- Aaron Simpson – MMA fighter, formerly with the UFC
- Clifford Starks – MMA competitor, in both Bellator and the UFC
- Cain Velasquez – Professional MMA fighter, UFC Heavyweight Champion, first Mexican-American descent UFC champion in history

OLYMPICS

- Melissa Belote – won 3 gold medals in swimming at the 1972 Summer Olympics
- Amanda Borden – 1996 Summer Olympics team gold medal winner in gymnastics
- Ronald Brown – won a gold medal for the 4x400 meter track relay at the 1984 Summer Olympics
- Henry Carr – winner of 2 gold medals at the 1964 Summer Olympics (attended)
- Attila Czege – won a gold medal for swimming in the 200 meter individual medley event at the 1996 Summer Olympics
- Troy Dalbey – winner of 2 gold medals at the 1988 Summer Olympics in swimming (attended)
- Herman Frazier – won a gold medal in track the 4x400 meter relay and a bronze medal in the 400 meter event at the 1976 Summer Olympics
- Ronald Freeman – won a gold medal as part of the 4x400 meter relay team and a bronze medal in the 400 meter dash at the 1968 Summer Olympics
- Jan Henne-Hawkins – won three gold medals, one silver medal, and one bronze medal in swimming at the 1968 Summer Olympics
- Justin Huish – won two gold medals in archery at the 1996 Summer Olympics
- Nick Hysong – won a gold medal in the pole vault event at the 2000 Summer Olympics




AMY LEPEILBET

- Andy Jameson – won a gold medal in swimming in the 100 meter butterfly event at the 1984 Summer Olympics
- Ágnes Kovács – won a gold medal in swimming for the 200 meter breaststroke in the 2000 Summer Olympics, and a silver medal in the 200 meter breaststroke in 1996 Summer Olympics
- Amy LePeilbet – gold medal winner for the United States women’s national soccer team at the 2012 Summer Olympics
- Maicel Malone-Wallace – won a gold medal in track for the 4x400 meter relay at the 1996 Summer Olympics
- Dwight Phillips – won a gold medal for the long jump at the 2004 Summer Olympics
- Ria Stalman – won a gold medal for the discus at the 1984 Summer Olympics
- Uli Williams – won a gold medal in track for the 4x400 meter relay at the 1964 Summer Olympics
- Bernie Wrightson – won a gold medal for diving at the 1968 Summer Olympics



JOE CALDWELL



CAIN VELASQUEZ

STUDENT-ATHLETE DEVELOPMENT

2016-17 OSAD HIGHLIGHTS

108
STUDENT-ATHLETES
GRADUATED

26 — **11** SUMA CUM LAUDE
(3.80 TO 4.00 GPA)
7 MAGNA CUM LAUDE
(3.60 TO 3.79 GPA)
8 CUM LAUDE
(3.40 TO 3.59 GPA)
STUDENT-ATHLETES
GRADUATED WITH HONORS

FEMALE STUDENT-ATHLETE GSR 91%

MEN'S GSR 83% IS HIGHEST TO DATE AND HAS ELEVATED FROM 56% IN 2005

2ND IN CONFERENCE FOR GRADUATION RATES OF AFRICAN AMERICAN STUDENT-ATHLETES, AFRICAN AMERICAN MALE AND FEMALE STUDENT-ATHLETES.

GRADE POINT AVERAGE

- Overall student athlete cumulative GPA 3.18 at the end of 2016-17 – All time high
- Overall student athlete Spring 2017 semester GPA 3.21 – All time high
- 10th Consecutive Semester GPA above 3.0 (never achieved prior to Spring 2013)
- Female Cumulative GPA at end of 2016-17 – 3.39 – All time high
ALL of our women's teams posted a semester & cumulative GPA above a 3.0
- Male Cumulative GPA at end of 2016-17 – 3.01 – All time high
- 71% had a semester or cumulative GPA of 3.00 or above in 2016-17 – ALL TIME BEST
- 20 of 24 teams had a 3.00 GPA for the 2016-17 academic year.

ACADEMIC PROGRESS RATE

The NCAA measures contemporary student-athlete success through the Academic Progress Rate (APR), which is a percentage rate based on academic eligibility of the athletes, graduation rates and retention of each student on scholarship.

- 991 Multi- Year Academic Progress Rate – Average for all Sun Devil Athletics teams – ALL TIME HIGH
- 990 – Single Year Academic Progress rate (from 2015-16) – All time high for a single year.
- 2nd in the Pac-12 Conference for most teams with NCAA Public Recognition – 7 teams
- ASU Tennis is the only team in the entire Pac-12 conference to have 100% (1000) over the 12 years of the APR program.
- Eleven teams garnered their all-time high four-year APR score, while eight are first in the Pac-12 Conference amongst their peer sport teams.
- 15 of 20 teams that report APR data earned a 1000 (100 percent) APR single season score for 2015-16, while seven of those had a perfect 1000 for the entire four-year reporting window.

87%

ALL TIME HIGH
GRADUATION
SUCCESS RATE:

2ND IN PAC-12 TO
ONLY STANFORD

COMPRISED OF
4 COHORTS
2006 (80%)
2007 (86%)
2008 (87%)
2009 (94%)

#1

IN PAC-12
CONFERENCE
IN GSR
(3 WITH 100%)

MEN'S BASKETBALL
(93%)

WOMEN'S GOLF
(100%)

SOFTBALL
(100%)

WOMEN'S TENNIS
(100%)

3 SPORTS
ESTABLISH
ALL-TIME HIGH
GSR


FOOTBALL
BASEBALL
MEN'S BASKETBALL

CONSECUTIVE
YEARS AT
100%
GSR

WOMEN'S TENNIS
(8TH YEAR)

WOMEN'S GOLF
(5TH YEAR)

SOFTBALL
(2ND YEAR)



COACHING LEGEND NED WULK




2003 Pac-10 Hall of Honor Inductee

Born: Aug. 14, 1920

Hometown: Madison, Wis.

- ASU named its floor in 1999 after Coach Ned Wulk, who was 406-272 (.599) at ASU from 1958-82. Wulk posted amazing success in Tempe, as he was 94-24 (.797) in home contests in the former University Activity Center.
- ASU won its first 20 games in the UAC from Dec. 3, 1974 through Jan. 10, 1976, which is still a building record. Three times Wulk's troops won 14 games in its home arena.
- In the 25 years Wulk coached at ASU, he had 17 winning seasons and led ASU to nine NCAA Tournaments and two National Invitational Tournaments. His teams were one game away from the Final Four three different times – 1961, 1963 and 1975.
- The most Sun Devil wins in a season is 26, which was achieved by Wulk's 1963 team, and his 1962 club won a school-record 18 straight. Also was ranked as high as third, best ranking in school history.
- Pac-10 runner-up twice in six seasons, and in the 16 years of play in the Western Atlantic Conference, Wulk's team finished below fifth place only four times. In the five seasons that ASU was a member of the Border Conference under Wulk, the team finished at the top of the conference four times.
- Completed his 25th year at ASU with an upset-victory over undefeated, top-ranked and Pac-10 champion Oregon State in March of 1981.
- The 1979-80 season was one of Wulk's most prolific, as the Sun Devils finished 21-6, and second in the Pac-10 at 15-3, with a national top-20 ranking in both wire service polls and an NCAA Tournament berth. Wulk was selected as the Pac-10 Coach of the Year.



Year	Coach	Overall			Conference			Place
		W	L	Pct.	W	L	Pct.	
1958	Ned Wulk (NCAA)	13	13	.500	8	2	.800	1st (B)
1959	Ned Wulk	17	9	.654	7	3	.700	T1st (B)
1960	Ned Wulk	16	7	.696	7	3	.700	T2nd (B)
1961	Ned Wulk (NCAA)	23	6	.793	9	1	.900	T1st (B)
1962	Ned Wulk (NCAA)	23	4	.852	10	0	1.000	1st (B)
1963	Ned Wulk (NCAA)	26	3	.897	9	1	.900	1st (W)
1964	Ned Wulk (NCAA)	16	11	.593	7	3	.700	T1st (W)
1965	Ned Wulk	13	14	.481	4	6	.400	5th (W)
1966	Ned Wulk	12	14	.461	3	7	.300	6th (W)
1967	Ned Wulk	5	21	.192	1	9	.100	6th (W)
1968	Ned Wulk	11	17	.393	4	6	.400	T4th (W)
1969	Ned Wulk	11	15	.423	4	6	.400	T5th (W)
1970	Ned Wulk	4	22	.154	2	12	.143	8th (W)
1971	Ned Wulk	16	10	.615	8	6	.571	4th (W)
1972	Ned Wulk	18	8	.692	9	5	.643	T2nd (W)
1973	Ned Wulk (NCAA)	19	9	.679	10	4	.714	1st (W)
1974	Ned Wulk	18	9	.667	9	5	.643	T2nd (W)
1975	Ned Wulk (NCAA)	25	4	.862	12	2	.857	T1st (W)
1976	Ned Wulk	17	10	.630	5	9	.357	T6th (W)
1977	Ned Wulk	15	13	.536	6	8	.429	5th (W)
1978	Ned Wulk	13	14	.481	6	8	.429	T4th (W)
1979	Ned Wulk	16	14	.533	7	11	.389	T6th (P)
1980	Ned Wulk (NCAA)	22	7	.759	15	3	.833	2nd (P)
1981	Ned Wulk (NCAA)	24	4	.857	16	2	.890	2nd (P)
1982	Ned Wulk	13	14	.481	8	10	.444	T6th (P)

JAMES HARDEN



17: Age when he arrived on campus in August of 2007, as he was youngest player in the Pac-10 his freshman season when he earned first-team All-Pac-10 honors.

200: As in million. As in dollars. What he has signed with Adidas for over the next 13 seasons.

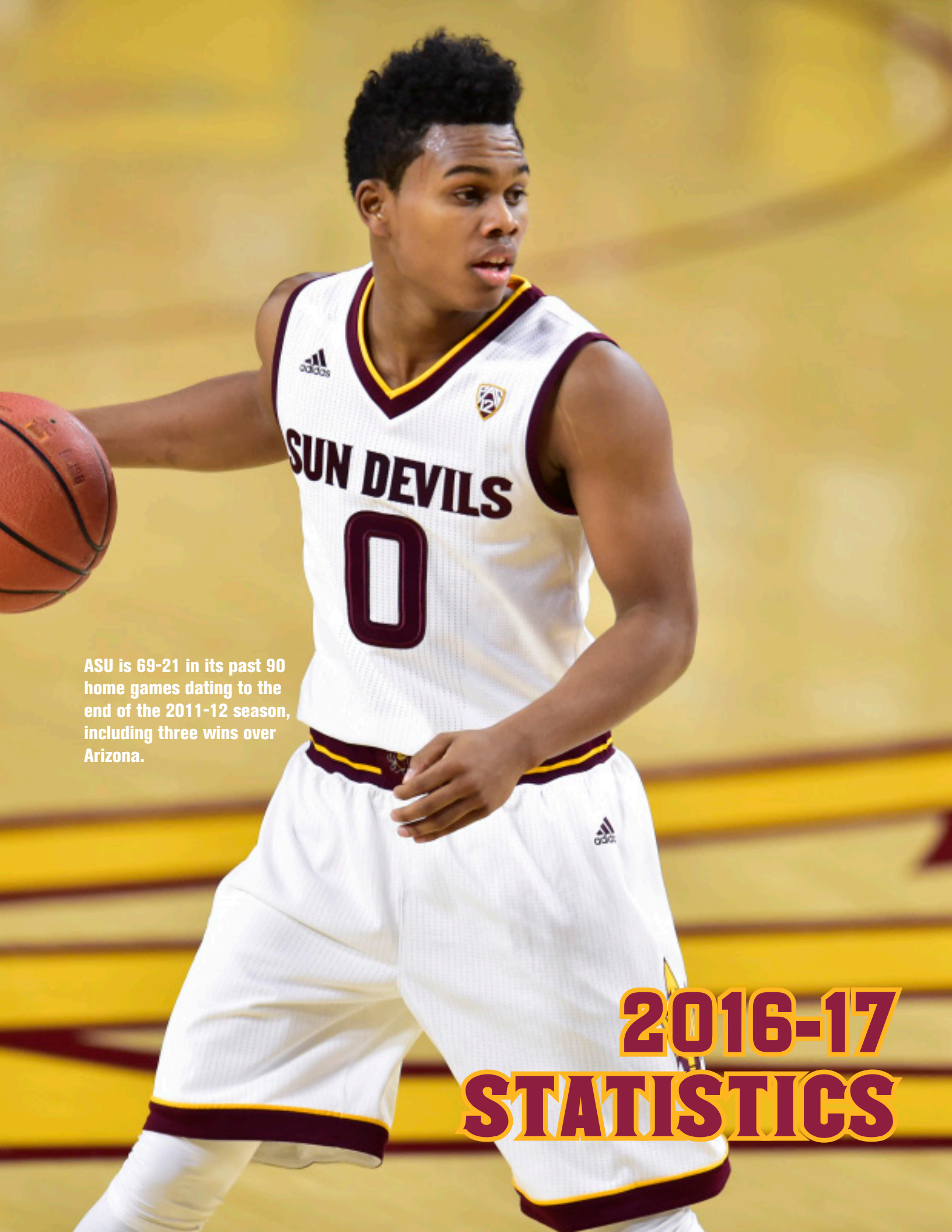
2: Number of Gold Medals he has won with USA Basketball. He was a member of the 2012 Olympic team and the 2014 FIBA World Cup squad.

21: James was ranked 21st by ESPN.com in the final recruiting rankings of 2007. Two years later, he was the No. 3 pick in the NBA Draft.



6: He was named NBA Sixth Man of the Year in 2012 and reached the NBA Finals with the Oklahoma City Thunder.





ASU is 69-21 in its past 90 home games dating to the end of the 2011-12 season, including three wins over Arizona.

2016-17 STATISTICS

OVERALL

@SUNDEVILHOOPS 2016-17
ARIZONA STATE Combined Team Statistics (as of Mar 09, 2017)
All games

RECORD:	OVERALL	HOME	AWAY	NEUTRAL
ALL GAMES	15-18	9-7	4-6	2-5
CONFERENCE	7-11	4-5	3-6	0-0
NON-CONFERENCE	8-7	5-2	1-0	2-5

#	Player	gp-gs	min	avg	Total		3-Point		F-Throw		Rebounds				pf	dq	a	to	blk	stl	pts	avg
					fg-fga	fg%	3fg-fga	3fg%	ft-fa	ft%	off	def	tot	avg								
04	Graham, Torian	33-22	1146	34.7	230-513	.448	108-279	.387	46-56	.821	19	120	139	4.2	51	0	39	44	11	31	614	18.6
00	Holder, Tra	33-33	1174	35.6	169-390	.433	46-125	.368	152-197	.772	38	83	121	3.7	68	2	106	66	1	29	536	16.2
11	Evans II, Shannon	33-33	1179	35.7	161-392	.411	72-201	.358	100-120	.833	17	93	110	3.3	61	0	144	62	7	42	494	15.0
05	Oleka, Obinna	33-32	1085	32.9	141-328	.430	24-95	.253	105-146	.719	98	229	327	9.9	81	1	38	63	27	32	411	12.5
44	Justice, Kodi	33-26	1025	31.1	99-235	.421	63-151	.417	41-55	.745	13	81	94	2.8	106	9	80	53	19	44	302	9.2
33	Vila, Ramon	33-4	407	12.3	33-51	.647	0-3	.000	21-33	.636	38	28	66	2.0	86	1	2	11	8	5	87	2.6
12	Adams, Andre	14-0	80	5.7	9-12	.750	0-0	.000	1-6	.167	9	9	18	1.3	17	0	2	3	5	1	19	1.4
42	Tshisumpa, Jethro	26-5	193	7.4	11-26	.423	0-0	.000	3-9	.333	16	23	39	1.5	55	3	0	8	25	4	25	1.0
01	O'Field, Maurice	11-0	47	4.3	4-7	.571	0-1	.000	0-0	.000	3	3	6	0.5	4	0	4	1	0	1	8	0.7
22	Witherill, Austin	16-0	26	1.6	0-4	.000	0-4	.000	2-2	1.000	0	2	2	0.1	0	0	1	0	0	0	2	0.1
34	Odionu, Chris	2-0	2	1.0	0-0	.000	0-0	.000	0-0	.000	0	0	0	0.0	1	0	0	0	0	0	0	0.0
24	Jackson, Romaine	4-0	5	1.3	0-0	.000	0-0	.000	0-0	.000	1	0	1	0.3	0	0	0	2	0	0	0	0.0
25	Fogerty, Grant	2-0	2	1.0	0-0	.000	0-0	.000	0-0	.000	0	0	0	0.0	0	0	0	0	0	0	0	0.0
Team											46	60	106		2		13					
Total.....		33	6625		888-2047	.434	328-896	.366	489-653	.749	304	773	1077	32.6	558	16	430	344	106	194	2593	78.6
Opponents.....		33	6625		978-2041	.479	304-835	.364	435-611	.712	367	944	1311	39.7	604	14	621	439	130	171	2695	81.7

TEAM STATISTICS	ASU	OPP
SCORING	2593	2695
Points per game	78.6	81.7
Scoring margin	-3.1	-
FIELD GOALS-ATT	888-2047	978-2041
Field goal pct	.434	.479
3 POINT FG-ATT	328-896	304-835
3-point FG pct	.366	.364
3-pt FG made per game	9.9	9.2
FREE THROWS-ATT	489-653	435-611
Free throw pct	.749	.712
F-Throws made per game	14.8	13.2
REBOUNDS	1077	1311
Rebounds per game	32.6	39.7
Rebounding margin	-7.1	-
ASSISTS	430	621
Assists per game	13.0	18.8
TURNOVERS	344	439
Turnovers per game	10.4	13.3
Turnover margin	+2.9	-
Assist/turnover ratio	1.3	1.4
STEALS	194	171
Steals per game	5.9	5.2
BLOCKS	106	130
Blocks per game	3.2	3.9
ATTENDANCE	104011	124162
Home games-Avg/Game	16-6501	10-8213
Neutral site-Avg/Game	-	7-6004

Score by Periods	1st	2nd	OT	Totals
ARIZONA STATE	1230	1346	17	2593
Opponents	1244	1444	7	2695

Date	Opponent		Score	Att.
11-11-16	PORTLAND STATE	w	88-70	7398
11-13-16	CAL POLY	w	96-74	4155
! 11-17-16	vs Northern Iowa	L	63-82	1991
! 11-18-16	vs Tulane	w	80-71	902
! 11-20-16	vs Davidson	L	60-68	2016
11-23-16	CITADEL	w	127-110	4702
@ 11-28-16	vs Kentucky	L	69-115	1200
12-03-16	UNLV	w	97-73	7707
# 12-06-16	vs PURDUE	L	64-97	15294
12-10-16	at SAN DIEGO STATE	w	74-63	12414
12-17-16	NEW MEXICO STATE	L	70-81	5426
12-20-16	CREIGHTON	L	85-96	6793
12-22-16	CENTRAL ARKANSAS	w	98-62	4479
* 12-30-16	at STANFORD	w	98-93	3595
* 01-01-17	at California	L	65-81	8776
* 01-05-17	COLORADO	w	78-77	5147
* 01-07-17	UTAH	L	82-88	6501
* 01-12-17	at Arizona	L	75-91	14644
* 01-19-17	at UCLA	L	80-102	12689
* 01-22-17	at USC	L	79-82	2931
* 01-25-17	WASHINGTON	w	86-75	5129
* 01-29-17	WASHINGTON STATE	L	83-91	5554
* 02-02-17	at Oregon	L	70-71	11901
* 02-04-17	at Oregon State	w	81-68	4927
* 02-08-17	CALIFORNIA	L	43-68	5107
* 02-11-17	STANFORD	w	75-69	8206
* 02-16-17	at Washington	w	83-81	6910
* 02-18-17	at Washington State	L	71-86	3344
* 02-23-17	UCLA	L	75-87	10176
* 02-26-17	USC	w	83-82	8037
* 03-04-17	ARIZONA	L	60-73	9494
03-08-17	vs Stanford	Wot	98-88	7846
03-09-17	vs Oregon	L	57-80	12782

* = Conference game

! = Tire Pros Invitational (Orlando, Fla.)

@ = Atlantis Showcase (Bahamas)

= Jimmy V Classic (Madison Square Garden)

CONFERENCE GAMES

@SUNDEVILHOOPS 2016-17 ARIZONA STATE Combined Team Statistics (as of Mar 04, 2017) Conference games

RECORD:	OVERALL	HOME	AWAY	NEUTRAL
ALL GAMES	7-11	4-5	3-6	0-0
CONFERENCE	7-11	4-5	3-6	0-0
NON-CONFERENCE	0-0	0-0	0-0	0-0

##	Player	gp-gs	min	avg	Total		3-Point		F-Throw		Rebounds				pf	dq	a	to	blk	stl	pts	avg
					fg-fga	fg%	3fg-fga	3fg%	ft-fa	ft%	off	def	tot	avg								
04	Graham, Torian	18-12	658	36.6	123-288	.427	62-162	.383	26-33	.788	7	62	69	3.8	30	0	20	30	6	20	334	18.6
00	Holder, Tra	18-18	682	37.9	93-215	.433	26-65	.400	82-104	.788	18	45	63	3.5	44	1	54	32	0	16	294	16.3
11	Evans II, Shannon	18-18	661	36.7	88-219	.402	36-110	.327	52-66	.788	10	50	60	3.3	40	0	77	30	3	21	264	14.7
05	Oleka, Obinna	18-18	601	33.4	73-177	.412	13-55	.236	49-73	.671	44	118	162	9.0	46	1	21	35	16	16	208	11.6
44	Justice, Kodi	18-18	608	33.8	64-146	.438	43-94	.457	21-30	.700	5	53	58	3.2	60	5	44	31	8	27	192	10.7
33	Vila, Ramon	18-3	231	12.8	19-28	.679	0-0	.000	14-22	.636	24	17	41	2.3	46	1	0	4	4	2	52	2.9
12	Adams, Andre	4-0	32	8.0	5-8	.625	0-0	.000	1-4	.250	6	2	8	2.0	7	0	1	2	1	0	11	2.8
42	Tshisumpa, Jethro	13-3	86	6.6	4-10	.400	0-0	.000	2-4	.500	5	12	17	1.3	23	1	0	2	8	2	10	0.8
01	O'Field, Maurice	4-0	26	6.5	1-2	.500	0-0	.000	0-0	.000	2	1	3	0.8	4	0	3	1	0	0	2	0.5
25	Fogerty, Grant	1-0	1	1.0	0-0	.000	0-0	.000	0-0	.000	0	0	0	0.0	0	0	0	0	0	0	0	0.0
34	Odionu, Chris	1-0	1	1.0	0-0	.000	0-0	.000	0-0	.000	0	0	0	0.0	1	0	0	0	0	0	0	0.0
24	Jackson, Romaine	3-0	3	1.0	0-0	.000	0-0	.000	0-0	.000	1	0	1	0.3	0	0	0	1	0	0	0	0.0
22	Witherill, Austin	8-0	10	1.3	0-0	.000	0-0	.000	0-0	.000	0	0	0	0.0	0	0	0	0	0	0	0	0.0
Team											28	33	61					7				
Total.....		18	3600		470-1093	.430	180-486	.370	247-336	.735	150	393	543	30.2	301	9	220	175	46	104	1367	75.9
Opponents.....		18	3600		537-1091	.492	159-424	.375	232-332	.699	205	521	726	40.3	321	9	349	234	82	85	1465	81.4

TEAM STATISTICS	ASU	OPP	Date	Opponent	Score	Att.
SCORING	1367	1465	* 12-30-16	at STANFORD	w 98-93	3595
Points per game	75.9	81.4	* 01-01-17	at California	L 65-81	8776
Scoring margin	-5.4	-	* 01-05-17	COLORADO	w 78-77	5147
FIELD GOALS-ATT	470-1093	537-1091	* 01-07-17	UTAH	L 82-88	6501
Field goal pct	.430	.492	* 01-12-17	at Arizona	L 75-91	14644
3 POINT FG-ATT	180-486	159-424	* 01-19-17	at UCLA	L 80-102	12689
3-point FG pct	.370	.375	* 01-22-17	at USC	L 79-82	2931
3-pt FG made per game	10.0	8.8	* 01-25-17	WASHINGTON	w 86-75	5129
FREE THROWS-ATT	247-336	232-332	* 01-29-17	WASHINGTON STATE	L 83-91	5554
Free throw pct	.735	.699	* 02-02-17	at Oregon	L 70-71	11901
F-Throws made per game	13.7	12.9	* 02-04-17	at Oregon State	w 81-68	4927
REBOUNDS	543	726	* 02-08-17	CALIFORNIA	L 43-68	5107
Rebounds per game	30.2	40.3	* 02-11-17	STANFORD	w 75-69	8206
Rebounding margin	-10.2	-	* 02-16-17	at Washington	w 83-81	6910
ASSISTS	220	349	* 02-18-17	at Washington State	L 71-86	3344
Assists per game	12.2	19.4	* 02-23-17	UCLA	L 75-87	10176
TURNOVERS	175	234	* 02-26-17	USC	w 83-82	8037
Turnovers per game	9.7	13.0	* 03-04-17	ARIZONA	L 60-73	9494
Turnover margin	+3.3	-	* = Conference game			
Assist/turnover ratio	1.3	1.5	! = Tire Pros Invitational (Orlando, Fla.)			
STEALS	104	85	@ = Atlantis Showcase (Bahamas)			
Steals per game	5.8	4.7	# = Jimmy V Classic (Madison Square Garden)			
BLOCKS	46	82				
Blocks per game	2.6	4.6				
ATTENDANCE	63351	69717				
Home games-Avg/Game	9-7039	9-7746				
Neutral site-Avg/Game	-	0-0				

Score by Periods	1st	2nd	Totals
ARIZONA STATE	664	703	1367
Opponents	676	789	1465

INDIVIDUAL CAREER HISTORY

Evans II, Shannon

Season	gp-gs	min/avg	Total		3-Point		F-Throws		Rebounds				pf	fo	ast	to	blk	stl	Scoring	
			fg-fga	pct	fg-fga	pct	ft-fa	pct	off	def	tot	avg							pts	avg
2013-14*	29-0	766/26.4	73-209	.349	32-108	.296	69-87	.793	11	61	72	2.5	56	2	95	60	11	40	247	8.5
2014-15*	33-33	1139/34.5	163-395	.413	66-173	.382	115-144	.799	15	89	104	3.2	69	0	153	84	10	56	507	15.4
2016-17	33-33	1179/35.7	161-392	.411	72-201	.358	100-120	.833	17	93	110	3.3	61	0	144	62	7	42	494	15.0
TOTAL	33-33	1179/35.7	161-392	.411	72-201	.358	100-120	.833	17	93	110	3.3	61	0	144	62	7	42	494	15.0
All*	95-66	3084/32.5	397-996	.399	170-482	.353	284-351	.809	43	243	286	3.0	186	2	392	206	28	138	1248	13.1

* Statistics from prior team/school

Holder, Tra

Season	gp-gs	min/avg	Total		3-Point		F-Throws		Rebounds				pf	fo	ast	to	blk	stl	Scoring	
			fg-fga	pct	fg-fga	pct	ft-fa	pct	off	def	tot	avg							pts	avg
2014-15	32-23	865/27.0	58-183	.317	12-50	.240	97-137	.708	9	60	69	2.2	57	0	115	80	0	16	225	7.0
2015-16	32-32	1017/31.8	140-362	.387	49-134	.366	125-172	.727	22	90	112	3.5	66	1	117	84	2	33	454	14.2
2016-17	33-33	1174/35.6	169-390	.433	46-125	.368	152-197	.772	38	83	121	3.7	68	2	106	66	1	29	536	16.2
TOTAL	97-88	3056/31.5	367-935	.393	107-309	.346	374-506	.739	69	233	302	3.1	191	3	338	230	3	78	1215	12.5

Justice, Kodi

Season	gp-gs	min/avg	Total		3-Point		F-Throws		Rebounds				pf	fo	ast	to	blk	stl	Scoring	
			fg-fga	pct	fg-fga	pct	ft-fa	pct	off	def	tot	avg							pts	avg
2014-15	18-7	229/12.7	28-66	.424	17-37	.459	10-12	.833	6	16	22	1.2	22	0	28	19	2	5	83	4.6
2015-16	32-3	792/24.8	84-213	.394	60-150	.400	25-33	.758	12	57	69	2.2	78	1	76	53	5	30	253	7.9
2016-17	33-26	1025/31.1	99-235	.421	63-151	.417	41-55	.745	13	81	94	2.8	106	9	80	53	19	44	302	9.2
TOTAL	83-36	2046/24.7	211-514	.411	140-338	.414	76-100	.760	31	154	185	2.2	206	10	184	125	26	79	638	7.7

Oleka, Obinna

Season	gp-gs	min/avg	Total		3-Point		F-Throws		Rebounds				pf	fo	ast	to	blk	stl	Scoring	
			fg-fga	pct	fg-fga	pct	ft-fa	pct	off	def	tot	avg							pts	avg
2015-16	32-18	792/24.8	104-263	.395	27-86	.314	73-94	.777	63	132	195	6.1	67	0	22	43	18	22	308	9.6
2016-17	33-32	1085/32.9	141-328	.430	24-95	.253	105-146	.719	98	229	327	9.9	81	1	38	63	27	32	411	12.5
TOTAL	65-50	1877/28.9	245-591	.415	51-181	.282	178-240	.742	161	361	522	8.0	148	1	60	106	45	54	719	11.1

Witherill, Austin

Season	gp-gs	min/avg	Total		3-Point		F-Throws		Rebounds				pf	fo	ast	to	blk	stl	Scoring	
			fg-fga	pct	fg-fga	pct	ft-fa	pct	off	def	tot	avg							pts	avg
2014-15	3-0	5/1.7	1-3	.333	1-2	.500	0-0	.000	1	2	3	1.0	1	0	0	0	0	0	3	1
2015-16	13-0	18/1.4	1-6	.167	1-5	.200	2-2	1.000	0	0	0	0.0	0	0	0	1	0	0	5	0
2016-17	16-0	26/1.6	0-4	.000	0-4	.000	2-2	1.000	0	2	2	0.1	0	0	1	0	0	0	2	0
TOTAL	32-0	49/1.5	2-13	.154	2-11	.182	4-4	1.000	1	4	5	0.2	1	0	1	1	0	0	10	0

AVERAGE PER 40 MINUTES

@SUNDEVILHOOPS 2016-17

ARIZONA STATE Season Box - Average per 40 Minutes (as of Mar 09, 2017)
All games

##	Player	min	fgm	fga	pct	3fgm	3fga	pct	ftm	fta	pct	oreb	dreb	treb	pf	a	to	blk	stl	pts
12	Adams, Andre	40	4.5	6.0	.750	0.0	0.0	.000	0.5	3.0	.167	4.5	4.5	9.0	8.5	1.0	1.5	2.5	0.5	9.5
11	Evans II, Shannon	40	5.5	13.3	.411	2.4	6.8	.358	3.4	4.1	.833	0.6	3.2	3.7	2.1	4.9	2.1	0.2	1.4	16.8
25	Fogerty, Grant	40	0.0	0.0	.000	0.0	0.0	.000	0.0	0.0	.000	0.0	0.0	0.0	0.0	0.0	0.0	0.0	0.0	0.0
04	Graham, Torian	40	8.0	17.9	.448	3.8	9.7	.387	1.6	2.0	.821	0.7	4.2	4.9	1.8	1.4	1.5	0.4	1.1	21.4
00	Holder, Tra	40	5.8	13.3	.433	1.6	4.3	.368	5.2	6.7	.772	1.3	2.8	4.1	2.3	3.6	2.2	0.0	1.0	18.3
24	Jackson, Romaine	40	0.0	0.0	.000	0.0	0.0	.000	0.0	0.0	.000	8.0	0.0	8.0	0.0	0.0	16.0	0.0	0.0	0.0
44	Justice, Kodi	40	3.9	9.2	.421	2.5	5.9	.417	1.6	2.1	.745	0.5	3.2	3.7	4.1	3.1	2.1	0.7	1.7	11.8
01	O'Field, Maurice	40	3.4	6.0	.571	0.0	0.9	.000	0.0	0.0	.000	2.6	2.6	5.1	3.4	3.4	0.9	0.0	0.9	6.8
34	Odionu, Chris	40	0.0	0.0	.000	0.0	0.0	.000	0.0	0.0	.000	0.0	0.0	0.0	20.0	0.0	0.0	0.0	0.0	0.0
05	Oleka, Obinna	40	5.2	12.1	.430	0.9	3.5	.253	3.9	5.4	.719	3.6	8.4	12.1	3.0	1.4	2.3	1.0	1.2	15.2
42	Tshisumpa, Jethro	40	2.3	5.4	.423	0.0	0.0	.000	0.6	1.9	.333	3.3	4.8	8.1	11.4	0.0	1.7	5.2	0.8	5.2
33	Vila, Ramon	40	3.2	5.0	.647	0.0	0.3	.000	2.1	3.2	.636	3.7	2.8	6.5	8.5	0.2	1.1	0.8	0.5	8.6
22	Witherill, Austin	40	0.0	6.2	.000	0.0	6.2	.000	3.1	3.1	1.000	0.0	3.1	3.1	0.0	1.5	0.0	0.0	0.0	3.1
Total.....		40	26.8	61.8	.434	9.9	27.0	.366	14.8	19.7	.749	9.2	23.3	32.5	16.8	13.0	10.4	3.2	5.9	78.3
Opponents.....		40	29.5	61.6	.479	9.2	25.2	.364	13.1	18.4	.712	11.1	28.5	39.6	18.2	18.7	13.3	3.9	5.2	81.4

Note: All statistics are pro-rated based on an average per 40-minute game.

ASU WINS VS. RANKED TEAMS PAST 11 SEASONS

ASU 74, #23 USC 67, Feb. 12, 2016
 ASU 67, #18 Texas A&M 54, Dec. 5, 2015
 ASU 81, #6 Arizona 78, Feb. 7, 2015
 ASU 69, #2 Arizona 66 (2 OT), Feb. 14, 2014
 ASU 79, #25 Marquette 77, Nov. 25, 2013
 ASU 68, #24 Washington 51, Jan. 8, 2010
 #23 ASU 75, #13 Washington 65/Pac-10 Tourney, Mar. 13, 2009
 #18 ASU 74, #11 UCLA 67, Feb. 12, 2009
 #16 ASU 61, @ #9 UCLA 58 (OT), Jan. 17, 2009
 ASU 72, #7 Stanford 68 (OT), Feb. 14, 2008
 ASU 77, #17 Xavier 55, Dec. 15, 2007
 ASU 68, #22 USC 58, Feb. 18, 2007

TEAM GAME-BY-GAME

@SUNDEVILHOOPS 2016-17 ARIZONA STATE Team Game-by-Game Comparison (as of Mar 09, 2017) All games

Opponent	1st	2nd	Score	Mar	Total FG	FG Pct	3-Pointers	3FG Pct	Free Throws	FT Pct	Rebounds	Assist	T/Over	Block	Steal	Fouls
PORTLAND STATE	44/30	44/40	88-70	+18	33-67/26-67	.493/.388	9-28/6-27	.321/.222	13-18/12-15	.722/.800	47/33 +14	11/14	16/14	3/1	7/5	15/20
CAL POLY	39/38	57/36	96-74	+22	28-55/25-58	.509/.431	7-19/12-32	.368/.375	33-42/12-22	.786/.545	41/30 +11	12/16	8/11	4/2	2/4	20/29
Northern Iowa	29/37	34/45	63-82	(19)	22-53/29-57	.415/.509	8-22/13-30	.364/.433	11-15/11-13	.733/.846	29/32 (3)	9/12	14/10	4/1	4/8	14/16
Tulane	40/29	40/42	80-71	+9	24-55/24-57	.436/.421	12-29/10-28	.414/.357	20-27/13-18	.741/.722	31/40 (9)	11/16	10/18	2/2	8/4	15/23
Davidson	22/31	38/37	60-68	(8)	22-68/19-46	.324/.413	9-30/7-28	.300/.250	7-13/23-30	.538/.767	35/44 (9)	12/15	9/18	2/5	8/6	24/16
CITADEL	55/45	72/65	127-110	+17	42-78/42-84	.538/.500	15-31/13-37	.484/.351	28-37/13-16	.757/.813	45/41 +4	22/22	12/15	6/3	7/5	17/24
Kentucky	30/58	39/57	69-115	(46)	25-73/44-84	.342/.524	8-26/11-28	.308/.393	11-15/16-22	.733/.727	33/59 (26)	15/33	13/9	4/9	4/7	21/16
UNLV	51/32	46/41	97-73	+24	32-65/21-54	.492/.389	18-36/6-22	.500/.273	15-20/25-36	.750/.694	38/37 +1	18/11	8/12	5/1	4/5	27/15
PURDUE	21/47	43/50	64-97	(33)	24-67/38-64	.358/.594	4-26/15-27	.154/.556	12-16/6-8	.750/.750	28/44 (16)	11/26	10/15	4/4	8/3	12/19
SAN DIEGO STATE	25/32	49/31	74-63	+11	24-54/21-57	.444/.368	10-23/6-24	.435/.250	16-18/15-18	.889/.833	34/30 +4	12/9	18/17	6/3	7/12	16/17
NEW MEXICO STATE	38/40	32/41	70-81	(11)	26-63/28-56	.413/.500	4-19/11-26	.211/.423	14-17/14-18	.824/.778	36/35 +1	14/22	11/16	2/5	6/6	18/16
CREIGHTON	40/45	45/51	85-96	(11)	32-70/33-62	.457/.532	7-25/14-25	.280/.560	14-20/16-21	.700/.762	37/36 +1	13/22	10/15	6/5	7/5	20/19
CENTRAL ARKANSAS	51/28	47/34	98-62	+36	32-66/27-70	.485/.386	18-45/3-24	.400/.125	16-22/5-9	.727/.556	36/46 (10)	27/15	10/20	4/2	11/4	9/19
STANFORD	52/39	46/54	98-93	+5	26-51/32-60	.510/.533	13-24/8-24	.542/.333	33-43/21-32	.767/.656	35/25 +10	15/20	11/7	1/5	3/1	26/26
California	37/38	28/43	65-81	(16)	24-60/30-57	.400/.526	7-24/11-25	.292/.440	10-14/10-13	.714/.769	25/39 (14)	11/20	7/12	2/5	7/3	13/16
COLORADO	41/37	37/40	78-77	+1	29-62/27-59	.468/.458	10-26/5-22	.385/.227	10-11/18-20	.909/.900	32/36 (4)	11/16	10/12	6/4	6/2	21/16
UTAH	37/34	45/54	82-88	(6)	32-67/34-62	.478/.548	8-27/8-16	.296/.500	10-14/12-20	.714/.600	30/40 (10)	13/20	10/15	4/6	5/6	20/15
Arizona	25/45	50/46	75-91	(16)	27-57/34-60	.474/.567	10-27/9-21	.370/.429	11-15/14-22	.733/.636	22/38 (16)	15/25	11/12	2/2	4/9	18/15
UCLA	39/54	41/48	80-102	(22)	32-78/35-58	.410/.603	11-34/16-27	.324/.593	5-11/16-24	.455/.667	34/43 (9)	11/30	7/14	1/1	8/4	16/17
USC	38/45	41/37	79-82	(3)	29-57/33-64	.509/.516	9-20/14-27	.450/.519	12-14/2-3	.857/.667	30/29 +1	11/22	15/13	3/7	5/8	10/12
WASHINGTON	34/29	52/46	86-75	+11	26-61/29-72	.426/.403	11-25/11-31	.440/.355	23-34/6-13	.676/.462	45/43 +2	11/20	11/13	2/6	5/7	15/26
WASHINGTON STATE	40/37	43/54	83-91	(8)	26-63/30-57	.413/.526	10-29/10-19	.345/.526	21-25/21-29	.840/.724	34/35 (1)	10/20	10/10	4/2	5/4	19/20
Oregon	28/25	42/46	70-71	(1)	26-62/25-57	.419/.439	9-27/8-23	.333/.348	9-11/13-19	.818/.684	30/40 (10)	7/17	6/8	2/7	1/2	18/17
Oregon State	44/25	37/43	81-68	+13	24-53/23-58	.453/.397	13-27/7-28	.481/.250	20-30/15-18	.667/.833	27/43 (16)	12/16	8/18	1/3	11/3	20/24
CALIFORNIA	17/28	26/40	43-68	(25)	15-59/26-55	.254/.473	3-25/8-23	.120/.348	10-15/8-12	.667/.667	29/48 (19)	8/14	9/17	4/5	7/5	10/18
STANFORD	32/33	43/36	75-69	+6	23-52/29-68	.442/.426	12-32/3-19	.375/.158	17-22/8-16	.773/.500	27/49 (22)	16/16	17/21	4/4	6/8	18/22
Washington	39/41	44/40	83-81	+2	30-67/28-63	.448/.444	10-25/7-26	.400/.269	13-17/18-23	.765/.783	31/45 (14)	12/12	8/15	3/5	8/6	17/17
Washington State	49/43	22/43	71-86	(15)	27-60/35-59	.450/.593	8-29/11-25	.276/.440	9-14/5-9	.643/.556	22/42 (20)	7/28	8/15	1/4	8/4	13/16
UCLA	36/45	39/42	75-87	(12)	26-67/33-68	.388/.485	14-34/7-23	.412/.304	9-12/14-16	.750/.875	30/49 (19)	19/26	10/13	3/7	8/4	14/11
USC	47/48	36/34	83-82	+1	30-65/31-55	.462/.564	13-28/12-28	.464/.429	10-14/8-11	.714/.727	33/32 +1	19/20	7/12	0/4	6/5	10/12
ARIZONA	29/30	31/43	60-73	(13)	18-52/23-59	.346/.390	9-23/4-17	.391/.235	15-20/23-32	.750/.719	27/50 (23)	12/7	10/7	3/5	1/4	23/21
Stanford	50/42	31/39	98-88	+10	33-59/34-73	.559/.466	10-22/10-29	.455/.345	22-25/10-14	.880/.714	35/30 +5	12/23	13/8	5/1	6/9	13/20
Oregon	31/34	26/46	57-80	(23)	19-61/30-61	.311/.492	9-29/8-24	.310/.333	10-12/12-19	.833/.632	29/48 (19)	11/16	7/7	3/4	1/3	16/14

Note: Game totals are displayed in the format TEAM/OPPONENT for each category

SUN DEVIL 2016-17 TEAM HIGHS

POINTS: 127 vs. CITADEL
FIELD GOALS: 42 vs. CITADEL
FIELD GOAL ATTEMPTS: 78 at #3 Ucla/vs. CITADEL
FIELD GOAL%: .559 vs. Stanford/P12 (33-59)
3-PT FIELD GOALS: 18 vs. CENTRAL ARKANSAS/UNLV
3-PT FIELD GOALS ATT: 45 vs. CENTRAL ARKANSAS
3-PT % (10 ATT.): .542 at Stanford (13-24)
FREE THROWS: 33 at Stanford/vs. CAL POLY
FREE THROWS ATTEMPTED: 43 at Stanford
FREE THROW % (10 ATT.): .909 vs. COLORADO (10-11)
REBOUNDS: 47 vs. PORTLAND STATE
ASSISTS: 27 vs. CENTRAL ARKANSAS
STEALS: 11 at Oregon State/CENTRAL ARKANSAS
BLOCKS: 6 (four times)
TURNOVERS: 18 at San Diego State
FOULS: 27 vs. UNLV
FIRST HALF POINTS: 55 vs. CITADEL
SECOND HALF POINTS: 72 vs. CITADEL

SUN DEVIL 2016-17 TEAM LOWS

POINTS: 43 vs. CALIFORNIA
FIELD GOALS: 15 vs. CALIFORNIA
FIELD GOAL ATTEMPTS: 51 at Stanford
FIELD GOAL%: .254 vs. CALIFORNIA (15-59)
3-PT FIELD GOALS: 3 vs. CALIFORNIA
3-PT FIELD GOALS ATT: 19 (twice)
3-PT % (10 ATT.): .120 vs. CALIFORNIA (3-25)
FREE THROWS: 5 at #3 Ucla
FREE THROWS ATTEMPTED: 11 (3 times)
FREE THROW % (10 ATT.): .455 at #3 Ucla (5-11)
REBOUNDS: 22 at Washington State/at #16 Arizona
ASSISTS: 7 at Washington State/at #13 Oregon
STEALS: 1 at #13 Oregon
BLOCKS: 0 vs. USC
TURNOVERS: 6 at #13 Oregon
FOULS: 9 vs. CENTRAL ARKANSAS
FIRST HALF POINTS: 17 vs. CALIFORNIA
SECOND HALF POINTS: 22 at Washington State

POINTS-REBOUNDS-ASSISTS

@SUNDEVILHOOPS 2016-17

ARIZONA STATE Points-Rebounds-Assists (as of Mar 09, 2017)

All games

Opponent	Date	Score	00	04	05	11	12	22	24
			HOLDER,TRA	GRAHAM,TOR	OLEKA,OBIN	EVANS II,S	ADAMS,ANDR	WITHERILL,	JACKSON,RO
PORTLAND STATE	11-11-16	88-70	W	23-3-4	23-6-0	8-13-1	19-4-2	0-0-0	DNP
CAL POLY	11-13-16	96-74	W	24-6-3	18-7-1	17-13-2	20-3-3	0-0-0	DNP
vs Northern Iowa	11-17-16	63-82	L	13-4-2	19-0-0	10-11-3	7-7-3	DNP	DNP
vs Tulane	11-18-16	80-71	W	8-3-2	22-8-1	7-2-1	21-4-6	DNP	DNP
vs Davidson	11-20-16	60-68	L	18-8-2	3-1-0	11-8-1	13-1-7	DNP	DNP
CITADEL	11-23-16	127-110	W	22-2-6	19-3-2	20-15-0	17-4-6	0-0-0	DNP
vs Kentucky	11-28-16	69-115	L	12-2-2	12-3-2	14-11-3	11-3-6	DNP	DNP
UNLV	12-03-16	97-73	W	20-1-3	22-5-3	8-7-2	28-5-4	0-0-0	DNP
vs PURDUE	12-06-16	64-97	L	2-2-0	14-2-1	8-5-0	16-3-3	0-0-0	DNP
at SAN DIEGO STATE	12-10-16	74-63	W	17-5-4	15-5-0	15-12-1	16-1-3	DNP	DNP
NEW MEXICO STATE	12-17-16	70-81	L	13-4-2	14-4-1	15-11-0	9-2-7	6-3-0	DNP
CREIGHTON	12-20-16	85-96	L	24-7-5	24-6-4	19-16-0	7-2-2	0-0-0	DNP
CENTRAL ARKANSAS	12-22-16	98-62	W	22-2-9	26-7-3	18-17-2	23-3-8	2-2-0	2-1-0
at STANFORD	12-30-16	98-93	W	25-5-4	30-8-2	11-6-0	15-5-4	DNP	DNP
at California	01-01-17	65-81	L	14-5-1	13-0-0	18-6-2	9-6-6	DNP	DNP
COLORADO	01-05-17	78-77	W	11-3-3	18-2-2	15-10-0	18-1-3	DNP	DNP
UTAH	01-07-17	82-88	L	16-2-4	15-6-1	8-13-2	21-3-1	DNP	DNP
at Arizona	01-12-17	75-91	L	20-3-2	18-1-2	22-9-1	5-3-8	DNP	DNP
at UCLA	01-19-17	80-102	L	22-4-5	26-1-0	10-12-2	10-2-4	DNP	0-1-0
at USC	01-22-17	79-82	L	14-1-4	24-4-0	17-14-1	14-3-4	DNP	0-0-0
WASHINGTON	01-25-17	86-75	W	23-3-2	17-7-2	2-12-0	25-5-3	DNP	0-0-0
WASHINGTON STATE	01-29-17	83-91	L	27-7-2	19-7-0	15-11-2	15-0-3	DNP	0-0-0
at Oregon	02-02-17	70-71	L	17-2-3	13-4-1	5-9-0	28-3-1	DNP	DNP
at Oregon State	02-04-17	81-68	W	19-6-5	21-1-1	3-3-3	21-5-3	DNP	0-0-0
CALIFORNIA	02-08-17	43-68	L	8-4-1	2-2-1	12-14-2	10-3-3	DNP	0-0-0
STANFORD	02-11-17	75-69	W	16-2-2	24-6-2	11-2-3	9-4-6	DNP	DNP
at Washington	02-16-17	83-81	W	21-7-2	29-4-0	8-4-1	13-4-5	2-2-0	DNP
at Washington State	02-18-17	71-86	L	10-2-1	18-5-1	12-5-0	21-2-3	4-1-0	0-0-0
UCLA	02-23-17	75-87	L	5-2-5	28-6-3	12-11-0	11-3-8	DNP	DNP
USC	02-26-17	83-82	W	18-2-6	4-4-2	18-10-1	10-3-6	5-5-1	DNP
ARIZONA	03-04-17	60-73	L	8-3-2	15-1-0	9-11-1	9-5-6	0-0-0	DNP
vs Stanford	03-08-17	98-88	W	21-3-4	17-7-1	27-13-1	16-6-3	0-5-1	DNP
vs Oregon	03-09-17	57-80	L	3-6-4	32-6-0	6-11-0	7-2-4	0-0-0	DNP

Opponent	Date	Score	25	33	34	42	44
			FOGERTY,GR	VILA,RAMON	ODIONU,CHR	TSHISUMPA,	JUSTICE,KO
PORTLAND STATE	11-11-16	88-70	W	DNP	7-4-0	DNP	0-1-0
CAL POLY	11-13-16	96-74	W	DNP	4-1-0	DNP	3-1-0
vs Northern Iowa	11-17-16	63-82	L	DNP	0-0-0	DNP	0-1-0
vs Tulane	11-18-16	80-71	W	DNP	4-6-0	DNP	0-0-0
vs Davidson	11-20-16	60-68	L	DNP	2-2-0	DNP	0-0-0
CITADEL	11-23-16	127-110	W	DNP	4-1-0	DNP	2-2-0
vs Kentucky	11-28-16	69-115	L	DNP	0-1-0	DNP	0-4-0
UNLV	12-03-16	97-73	W	DNP	0-3-1	DNP	2-1-0
vs PURDUE	12-06-16	64-97	L	DNP	4-1-0	DNP	0-2-0
at SAN DIEGO STATE	12-10-16	74-63	W	DNP	0-0-0	DNP	2-3-0
NEW MEXICO STATE	12-17-16	70-81	L	DNP	4-5-1	DNP	0-1-0
CREIGHTON	12-20-16	85-96	L	DNP	0-0-0	DNP	4-4-0
CENTRAL ARKANSAS	12-22-16	98-62	W	0-0-0	0-0-0	0-0-0	2-2-0
at STANFORD	12-30-16	98-93	W	DNP	6-1-0	DNP	0-0-0
at California	01-01-17	65-81	L	DNP	2-0-0	DNP	0-3-0
COLORADO	01-05-17	78-77	W	DNP	4-4-0	DNP	2-1-0
UTAH	01-07-17	82-88	L	DNP	5-0-0	DNP	0-0-0
at Arizona	01-12-17	75-91	L	DNP	2-1-0	DNP	0-0-0
at UCLA	01-19-17	80-102	L	DNP	4-3-0	DNP	3-5-0
at USC	01-22-17	79-82	L	DNP	0-2-0	DNP	0-0-0
WASHINGTON	01-25-17	86-75	W	DNP	5-5-0	DNP	5-3-0
WASHINGTON STATE	01-29-17	83-91	L	DNP	4-3-0	DNP	0-1-0
at Oregon	02-02-17	70-71	L	DNP	2-5-0	DNP	0-0-0
at Oregon State	02-04-17	81-68	W	0-0-0	4-4-0	0-0-0	0-0-0
CALIFORNIA	02-08-17	43-68	L	DNP	2-2-0	DNP	DNP
STANFORD	02-11-17	75-69	W	DNP	2-4-0	DNP	0-2-0
at Washington	02-16-17	83-81	W	DNP	2-1-0	DNP	0-2-0
at Washington State	02-18-17	71-86	L	DNP	0-1-0	DNP	DNP
UCLA	02-23-17	75-87	L	DNP	0-0-0	DNP	DNP
USC	02-26-17	83-82	W	DNP	6-1-0	DNP	DNP
ARIZONA	03-04-17	60-73	L	DNP	2-4-0	DNP	DNP
vs Stanford	03-08-17	98-88	W	DNP	2-0-0	DNP	DNP
vs Oregon	03-09-17	57-80	L	DNP	4-1-0	DNP	DNP

GAME-BY-GAME HIGHS

@SUNDEVILHOOPS 2016-17 ARIZONA STATE Game-by-Game Highs (as of Mar 09, 2017) All games

Opponent	Date	Score	Points	Rebounds	Assists	Steals	Blocked shots
PORTLAND STATE	11-11-16	88-70	23-Holder, Tra Graham, Torian	13-Oleka, Obinna	4-Holder, Tra	2-Holder, Tra	1-Oleka, Obinna Tshisumpa, Jethro Vila, Ramon
CAL POLY	11-13-16	96-74	24-Holder, Tra	13-Oleka, Obinna	3-Evans II, Shannon Holder, Tra	1-Oleka, Obinna Graham, Torian	2-Cunliffe, Sam
vs Northern Iowa	11-17-16	63-82	19-Graham, Torian	11-Oleka, Obinna	3-Oleka, Obinna Evans II, Shannon	2-Evans II, Shannon	2-Oleka, Obinna
vs Tulane	11-18-16	80-71	22-Graham, Torian	8-Graham, Torian	6-Evans II, Shannon	3-Oleka, Obinna	1-Evans II, Shannon Graham, Torian
vs Davidson	11-20-16	60-68	18-Holder, Tra	8-Holder, Tra Oleka, Obinna	7-Evans II, Shannon	3-Evans II, Shannon	2-Justice, Kodi
CITADEL	11-23-16	127-110	23-Cunliffe, Sam	15-Oleka, Obinna	6-Evans II, Shannon Holder, Tra	2-Justice, Kodi Oleka, Obinna	3-Tshisumpa, Jethro
vs Kentucky	11-28-16	69-115	14-Oleka, Obinna Cunliffe, Sam	11-Oleka, Obinna	6-Evans II, Shannon	2-Holder, Tra	2-Oleka, Obinna
UNLV	12-03-16	97-73	28-Evans II, Shannon	7-Cunliffe, Sam Oleka, Obinna	4-Evans II, Shannon	1-Justice, Kodi Evans II, Shannon Graham, Torian O'Field, Maurice	2-Tshisumpa, Jethro
vs PURDUE	12-06-16	64-97	16-Evans II, Shannon	5-Justice, Kodi Oleka, Obinna	4-Justice, Kodi	2-Evans II, Shannon Tshisumpa, Jethro	2-Tshisumpa, Jethro
at SAN DIEGO STATE	12-10-16	74-63	17-Holder, Tra	12-Oleka, Obinna	4-Holder, Tra	2-Oleka, Obinna	5-Tshisumpa, Jethro
NEW MEXICO STATE	12-17-16	70-81	15-Oleka, Obinna	11-Oleka, Obinna	7-Evans II, Shannon	3-Oleka, Obinna	1-Justice, Kodi Oleka, Obinna
CREIGHTON	12-20-16	85-96	24-Graham, Torian Holder, Tra	16-Oleka, Obinna	5-Holder, Tra	3-Evans II, Shannon	2-Justice, Kodi Evans II, Shannon
CENTRAL ARKANSAS	12-22-16	98-62	26-Graham, Torian	17-Oleka, Obinna	9-Holder, Tra	4-Justice, Kodi Holder, Tra	2-Tshisumpa, Jethro
at STANFORD	12-30-16	98-93	30-Graham, Torian	8-Graham, Torian	4-Evans II, Shannon Holder, Tra	1-Vila, Ramon Evans II, Shannon Oleka, Obinna	1-Tshisumpa, Jethro
at California	01-01-17	65-81	18-Oleka, Obinna	6-Oleka, Obinna Evans II, Shannon	6-Evans II, Shannon	3-Justice, Kodi	1-Evans II, Shannon Tshisumpa, Jethro
COLORADO	01-05-17	78-77	18-Graham, Torian Evans II, Shannon	10-Oleka, Obinna	3-Holder, Tra Evans II, Shannon	2-Justice, Kodi	3-Tshisumpa, Jethro
UTAH	01-07-17	82-88	21-Evans II, Shannon	13-Oleka, Obinna	5-Justice, Kodi	3-Justice, Kodi	2-Vila, Ramon
at Arizona	01-12-17	75-91	22-Oleka, Obinna	9-Oleka, Obinna	8-Evans II, Shannon	2-Oleka, Obinna	1-Graham, Torian Oleka, Obinna
at UCLA	01-19-17	80-102	26-Graham, Torian	12-Oleka, Obinna	5-Holder, Tra	2-Holder, Tra Oleka, Obinna Evans II, Shannon	1-Oleka, Obinna
at USC	01-22-17	79-82	24-Graham, Torian	14-Oleka, Obinna	4-Evans II, Shannon Holder, Tra	1-Evans II, Shannon Justice, Kodi Holder, Tra Graham, Torian Oleka, Obinna	2-Graham, Torian
WASHINGTON	01-25-17	86-75	25-Evans II, Shannon	12-Oleka, Obinna	4-Justice, Kodi	2-Holder, Tra	1-Vila, Ramon Tshisumpa, Jethro
WASHINGTON STATE	01-29-17	83-91	27-Holder, Tra	11-Oleka, Obinna	3-Justice, Kodi Evans II, Shannon	2-Evans II, Shannon Holder, Tra	2-Oleka, Obinna
at Oregon	02-02-17	70-71	28-Evans II, Shannon	9-Oleka, Obinna	3-Holder, Tra	1-Evans II, Shannon	1-Graham, Torian Justice, Kodi
at Oregon State	02-04-17	81-68	21-Evans II, Shannon	6-Holder, Tra	5-Holder, Tra	3-Evans II, Shannon	1-Oleka, Obinna

GAME-BY-GAME HIGHS

@SUNDEVILHOOPS 2016-17
ARIZONA STATE Game-by-Game Highs (as of Mar 09, 2017)
All games

Opponent	Date	Score	Points	Rebounds	Assists	Steals	Blocked shots
			Graham, Torian			Graham, Torian	
CALIFORNIA	02-08-17	43-68	12-Oleka, Obinna	14-Oleka, Obinna	3-Evans II, Shannon	3-Evans II, Shannon	2-Oleka, Obinna
						Justice, Kodi	
STANFORD	02-11-17	75-69	24-Graham, Torian	6-Graham, Torian	6-Evans II, Shannon	3-Graham, Torian	1-Tshisumpa, Jethro
							Evans II, Shannon
							Oleka, Obinna
							Justice, Kodi
at Washington	02-16-17	83-81	29-Graham, Torian	7-Holder, Tra	5-Evans II, Shannon	3-Graham, Torian	2-Justice, Kodi
at Washington State	02-18-17	71-86	21-Evans II, Shannon	5-Graham, Torian	3-Evans II, Shannon	3-Justice, Kodi	1-Adams, Andre
				Oleka, Obinna			
UCLA	02-23-17	75-87	28-Graham, Torian	11-Oleka, Obinna	8-Evans II, Shannon	3-Justice, Kodi	2-Oleka, Obinna
USC	02-26-17	83-82	22-Justice, Kodi	10-Oleka, Obinna	6-Holder, Tra	2-Evans II, Shannon	None
					Evans II, Shannon	Justice, Kodi	
ARIZONA	03-04-17	60-73	17-Justice, Kodi	11-Oleka, Obinna	6-Evans II, Shannon	1-Oleka, Obinna	2-Oleka, Obinna
vs Stanford	03-08-17	98-88	27-Oleka, Obinna	13-Oleka, Obinna	4-Holder, Tra	3-Evans II, Shannon	3-Adams, Andre
vs Oregon	03-09-17	57-80	32-Graham, Torian	11-Oleka, Obinna	4-Holder, Tra	1-Justice, Kodi	1-Justice, Kodi
					Evans II, Shannon		Vila, Ramon
							Oleka, Obinna

TRA HOLDER GAME-BY-GAME

@SUNDEVILHOOPS 2016-17
ARIZONA STATE Individual Game-by-Game (as of Mar 09, 2017)
All games

#00 Holder, Tra

Opponent	Date	gs	min	Total		3-Pointers		Free throws		Rebounds				pf	a	t/o	blk	stl	pts	avg	
				fg-fga	pct	3fg-fga	pct	ft-fa	pct	off	def	tot	avg								
PORTLAND STATE	11-11-16	*	31	7-14	.500	0-4	.000	9-11	.818	1	2	3	3.0	0	4	1	0	2	23	23.0	
CAL POLY	11-13-16	*	33	7-12	.583	3-5	.600	7-11	.636	1	5	6	4.5	2	3	0	0	0	24	23.5	
vs Northern Iowa	11-17-16	*	31	5-9	.556	2-3	.667	1-2	.500	1	3	4	4.3	2	2	6	0	1	13	20.0	
vs Tulane	11-18-16	*	32	2-7	.286	0-3	.000	4-6	.667	1	2	3	4.0	1	2	2	0	0	8	17.0	
vs Davidson	11-20-16	*	32	6-14	.429	1-3	.333	5-6	.833	3	5	8	4.8	5	2	2	0	1	18	17.2	
CITADEL	11-23-16	*	32	7-14	.500	0-4	.000	8-8	1.000	1	1	2	4.3	1	6	2	0	1	22	18.0	
vs Kentucky	11-28-16	*	32	5-13	.385	1-2	.500	1-1	1.000	1	1	2	4.0	0	2	2	0	2	12	17.1	
UNLV	12-03-16	*	26	6-9	.667	4-6	.667	4-6	.667	0	1	1	3.6	3	3	2	0	0	20	17.5	
vs PURDUE	12-06-16	*	23	1-8	.125	0-2	.000	0-2	.000	1	1	2	3.4	1	0	1	1	0	2	15.8	
at SAN DIEGO STATE	12-10-16	*	36	5-12	.417	1-5	.200	6-6	1.000	3	2	5	3.6	0	4	4	0	1	17	15.9	
NEW MEXICO STATE	12-17-16	*	36	2-13	.154	1-2	.500	8-8	1.000	2	2	4	3.6	1	2	0	0	0	13	15.6	
CREIGHTON	12-20-16	*	36	8-15	.533	2-5	.400	6-9	.667	4	3	7	3.9	3	5	3	0	1	24	16.3	
CENTRAL ARKANSAS	12-22-16	*	34	7-16	.438	3-9	.333	5-8	.625	0	2	2	3.8	0	9	4	0	4	22	16.8	
at STANFORD	12-30-16	*	37	6-11	.545	3-5	.600	10-12	.833	1	4	5	3.9	5	4	3	0	0	25	17.4	
at California	01-01-17	*	37	6-11	.545	1-3	.333	1-3	.333	1	4	5	3.9	2	1	1	0	2	14	17.1	
COLORADO	01-05-17	*	36	3-14	.214	1-5	.200	4-4	1.000	2	1	3	3.9	3	3	2	0	1	11	16.8	
UTAH	01-07-17	*	37	6-15	.400	1-6	.167	3-4	.750	0	2	2	3.8	2	4	2	0	0	16	16.7	
at Arizona	01-12-17	*	38	6-10	.600	1-2	.500	7-8	.875	1	2	3	3.7	3	2	2	0	0	20	16.9	
at UCLA	01-19-17	*	37	8-16	.500	2-5	.400	4-6	.667	0	4	4	3.7	4	5	1	0	2	22	17.2	
at USC	01-22-17	*	40	5-12	.417	1-2	.500	3-3	1.000	1	0	1	3.6	2	4	1	0	1	14	17.0	
WASHINGTON	01-25-17	*	39	8-15	.533	3-6	.500	4-6	.667	2	1	3	3.6	0	2	1	0	2	23	17.3	
WASHINGTON STATE	01-29-17	*	38	8-14	.571	2-4	.500	9-9	1.000	2	5	7	3.7	4	2	2	0	2	27	17.7	
at Oregon	02-02-17	*	39	6-10	.600	1-2	.500	4-5	.800	0	2	2	3.7	4	3	2	0	0	17	17.7	
at Oregon State	02-04-17	*	38	6-12	.500	2-4	.500	5-9	.556	2	4	6	3.8	0	5	1	0	1	19	17.8	
CALIFORNIA	02-08-17	*	38	3-11	.273	0-2	.000	2-2	1.000	1	3	4	3.8	0	1	1	0	1	8	17.4	
STANFORD	02-11-17	*	36	5-9	.556	2-3	.667	4-4	1.000	1	1	2	3.7	3	2	2	0	1	16	17.3	
at Washington	02-16-17	*	40	6-15	.400	3-5	.600	6-7	.857	2	5	7	3.8	2	2	4	0	2	21	17.4	
at Washington State	02-18-17	*	33	3-10	.300	0-3	.000	4-6	.667	0	2	2	3.8	1	1	2	0	0	10	17.2	
UCLA	02-23-17	*	40	1-8	.125	0-2	.000	3-4	.750	1	1	2	3.7	4	5	3	0	1	5	16.8	
USC	02-26-17	*	39	6-13	.462	2-4	.500	4-4	1.000	1	1	2	3.6	1	6	0	0	0	18	16.8	
ARIZONA	03-04-17	*	40	1-9	.111	1-2	.500	5-8	.625	0	3	3	3.6	4	2	2	0	0	8	16.5	
vs Stanford	03-08-17	*	43	8-12	.667	2-4	.500	3-5	.600	1	2	3	3.6	2	4	4	0	0	21	16.7	
vs Oregon	03-09-17	*	35	0-7	.000	0-3	.000	3-4	.750	0	6	6	3.7	3	4	1	0	0	3	16.2	
Totals			33	1174	169-390	.433	46-125	.368	152-197	.772	38	83	121	3.7	68	106	66	1	29	536	16.2

Games played: 33
 Minutes/game: 35.6
 Points/game: 16.2
 FG Pct: 43.3
 3FG Pct: 36.8
 FT Pct: 77.2

Rebounds/game: 3.7
 Assists/game: 3.2
 Turnovers/game: 2.0
 Assist/turnover ratio: 1.6
 Steals/game: 0.9
 Blocks/game: 0.0

TORIAN GRAHAM GAME-BY-GAME

@SUNDEVILHOOPS 2016-17

ARIZONA STATE Individual Game-by-Game (as of Mar 09, 2017)

All games

#04 Graham, Torian

Opponent	Date	gs	min	Total		3-Pointers		Free throws		Rebounds				pf	a	t/o	blk	stl	pts	avg
				fg-fga	pct	3fg-fga	pct	ft-fa	pct	off	def	tot	avg							
PORTLAND STATE	11-11-16		28	9-11	.818	5-6	.833	0-0	.000	0	6	6	6.0	1	0	3	0	1	23	23.0
CAL POLY	11-13-16		32	7-12	.583	1-4	.250	3-4	.750	0	7	7	6.5	0	1	2	1	1	18	20.5
vs Northern Iowa	11-17-16	*	34	7-13	.538	4-8	.500	1-1	1.000	0	0	0	4.3	2	0	0	0	0	19	20.0
vs Tulane	11-18-16	*	35	8-14	.571	4-9	.444	2-2	1.000	1	7	8	5.3	1	1	0	1	1	22	20.5
vs Davidson	11-20-16	*	32	1-12	.083	1-6	.167	0-0	.000	0	1	1	4.4	3	0	1	0	1	3	17.0
CITADEL	11-23-16	*	31	7-16	.438	4-9	.444	1-1	1.000	0	3	3	4.2	1	2	0	0	1	19	17.3
vs Kentucky	11-28-16	*	32	4-16	.250	0-6	.000	4-4	1.000	1	2	3	4.0	1	2	0	0	0	12	16.6
UNLV	12-03-16	*	31	8-15	.533	6-11	.545	0-0	.000	2	3	5	4.1	3	3	0	1	1	22	17.3
vs PURDUE	12-06-16		24	5-16	.313	0-7	.000	4-6	.667	2	0	2	3.9	0	1	1	0	1	14	16.9
at SAN DIEGO STATE	12-10-16		28	6-11	.545	1-5	.200	2-2	1.000	2	3	5	4.0	2	0	1	0	1	15	16.7
NEW MEXICO STATE	12-17-16		32	6-14	.429	2-6	.333	0-0	.000	0	4	4	4.0	2	1	1	0	0	14	16.5
CREIGHTON	12-20-16	*	37	10-21	.476	2-8	.250	2-2	1.000	3	3	6	4.2	3	4	2	1	2	24	17.1
CENTRAL ARKANSAS	12-22-16	*	35	10-17	.588	6-12	.500	0-0	.000	0	7	7	4.4	2	3	0	1	0	26	17.8
at STANFORD	12-30-16		35	12-17	.706	5-8	.625	1-2	.500	0	8	8	4.6	0	2	1	0	0	30	18.6
at California	01-01-17		34	6-13	.462	1-5	.200	0-0	.000	0	0	0	4.3	0	0	0	0	2	13	18.3
COLORADO	01-05-17		35	7-15	.467	4-8	.500	0-0	.000	0	2	2	4.2	2	2	2	1	0	18	18.3
UTAH	01-07-17		31	6-13	.462	3-6	.500	0-0	.000	0	6	6	4.3	3	1	1	0	1	15	18.1
at Arizona	01-12-17		36	7-15	.467	4-11	.364	0-0	.000	0	1	1	4.1	3	2	4	1	1	18	18.1
at UCLA	01-19-17		34	10-22	.455	6-13	.462	0-0	.000	0	1	1	3.9	1	0	1	0	1	26	18.5
at USC	01-22-17	*	40	9-18	.500	1-6	.167	5-5	1.000	0	4	4	4.0	2	0	4	2	1	24	18.8
WASHINGTON	01-25-17	*	36	4-13	.308	3-8	.375	6-8	.750	0	7	7	4.1	3	2	3	0	1	17	18.7
WASHINGTON STATE	01-29-17	*	37	7-18	.389	4-10	.400	1-2	.500	1	6	7	4.2	2	0	4	1	0	19	18.7
at Oregon	02-02-17	*	38	5-16	.313	3-10	.300	0-0	.000	2	2	4	4.2	2	1	0	1	0	13	18.4
at Oregon State	02-04-17	*	36	7-18	.389	4-9	.444	3-4	.750	0	1	1	4.1	1	1	1	0	3	21	18.5
CALIFORNIA	02-08-17	*	39	1-14	.071	0-9	.000	0-0	.000	0	2	2	4.0	0	1	2	0	0	2	17.9
STANFORD	02-11-17	*	39	8-15	.533	6-11	.545	2-2	1.000	2	4	6	4.1	1	2	2	0	3	24	18.1
at Washington	02-16-17	*	39	12-23	.522	4-9	.444	1-1	1.000	0	4	4	4.1	1	0	0	0	3	29	18.5
at Washington State	02-18-17	*	36	7-13	.538	4-9	.444	0-1	.000	0	5	5	4.1	0	1	1	0	1	18	18.5
UCLA	02-23-17	*	40	9-19	.474	7-14	.500	3-4	.750	2	4	6	4.2	3	3	1	0	2	28	18.8
USC	02-26-17	*	35	2-12	.167	0-7	.000	0-0	.000	0	4	4	4.2	2	2	2	0	1	4	18.3
ARIZONA	03-04-17	*	38	4-14	.286	3-9	.333	4-4	1.000	0	1	1	4.1	4	0	1	0	0	15	18.2
vs Stanford	03-08-17	*	39	7-12	.583	3-4	.750	0-0	.000	0	7	7	4.2	0	1	2	0	1	17	18.2
vs Oregon	03-09-17	*	38	12-25	.480	7-16	.438	1-1	1.000	1	5	6	4.2	0	0	1	0	0	32	18.6
Totals		22	1146	230-513	.448	108-279	.387	46-56	.821	19	120	139	4.2	51	39	44	11	31	614	18.6

Games played: 33
 Minutes/game: 34.7
 Points/game: 18.6
 FG Pct: 44.8
 3FG Pct: 38.7
 FT Pct: 82.1

Rebounds/game: 4.2
 Assists/game: 1.2
 Turnovers/game: 1.3
 Assist/turnover ratio: 0.9
 Steals/game: 0.9
 Blocks/game: 0.3

PAC-12 PLAYERS MOST THREE-POINTERS MADE (SEASON)

120, Salim Stoudamire, ARIZ, 2005
 116, Bryce Alford, UCLA, 2017
 114, Steve Kerr, ARIZ, 1988
 113, Stevin Smith, ASU, 1993
 112, Damon Stoudamire, ARIZ, 1995
 110, Tajuan Porter, ORE, 2007
108, Torian Graham, ASU, 2017

OBINNA OLEKA GAME-BY-GAME

@SUNDEVILHOOPS 2016-17
ARIZONA STATE Individual Game-by-Game (as of Mar 09, 2017)
All games

#05 Oleka, Obinna

Opponent	Date	gs	min	Total		3-Pointers		Free throws		Rebounds											
				fg-fga	pct	3fg-fga	pct	ft-fa	pct	off	def	tot	avg	pf	a	t/o	blk	stl	pts	avg	
PORTLAND STATE	11-11-16	*	32	3-10	.300	1-4	.250	1-2	.500	5	8	13	13.0	2	1	5	1	1	8	8.0	
CAL POLY	11-13-16	*	35	4-7	.571	1-2	.500	8-9	.889	3	10	13	13.0	3	2	1	0	1	17	12.5	
vs Northern Iowa	11-17-16	*	35	4-9	.444	0-2	.000	2-2	1.000	2	9	11	12.3	2	3	3	2	0	10	11.7	
vs Tulane	11-18-16	*	32	2-8	.250	1-3	.333	2-4	.500	0	2	2	9.8	3	1	1	0	3	7	10.5	
vs Davidson	11-20-16	*	33	5-16	.313	1-7	.143	0-0	.000	3	5	8	9.4	2	1	1	0	1	11	10.6	
CITADEL	11-23-16	*	32	7-10	.700	1-2	.500	5-8	.625	8	7	15	10.3	2	0	2	1	2	20	12.2	
vs Kentucky	11-28-16	*	33	6-9	.667	0-1	.000	2-2	1.000	4	7	11	10.4	3	3	1	2	1	14	12.4	
UNLV	12-03-16	*	22	3-8	.375	1-1	1.000	1-2	.500	2	5	7	10.0	3	2	1	0	0	8	11.9	
vs PURDUE	12-06-16	*	25	4-12	.333	0-4	.000	0-0	.000	1	4	5	9.4	2	0	2	0	1	8	11.4	
at SAN DIEGO STATE	12-10-16		29	4-9	.444	1-2	.500	6-8	.750	4	8	12	9.7	1	1	1	1	2	15	11.8	
NEW MEXICO STATE	12-17-16	*	35	5-11	.455	0-2	.000	5-6	.833	4	7	11	9.8	2	0	2	1	3	15	12.1	
CREIGHTON	12-20-16	*	36	7-14	.500	1-3	.333	4-7	.571	5	11	16	10.3	2	0	3	0	1	19	12.7	
CENTRAL ARKANSAS	12-22-16	*	33	5-8	.625	1-3	.333	7-10	.700	4	13	17	10.8	2	2	1	1	0	18	13.1	
at STANFORD	12-30-16	*	26	1-7	.143	1-3	.333	8-11	.727	1	5	6	10.5	3	0	3	0	1	11	12.9	
at California	01-01-17	*	37	5-12	.417	3-7	.429	5-6	.833	1	5	6	10.2	3	2	1	0	0	18	13.3	
COLORADO	01-05-17	*	35	7-11	.636	0-3	.000	1-2	.500	3	7	10	10.2	3	0	3	1	1	15	13.4	
UTAH	01-07-17	*	34	4-9	.444	0-3	.000	0-0	.000	1	12	13	10.4	5	2	2	1	1	8	13.1	
at Arizona	01-12-17	*	39	9-15	.600	2-4	.500	2-2	1.000	4	5	9	10.3	2	1	1	1	2	22	13.6	
at UCLA	01-19-17	*	38	5-17	.294	0-4	.000	0-3	.000	5	7	12	10.4	0	2	0	1	2	10	13.4	
at USC	01-22-17	*	36	6-10	.600	1-2	.500	4-6	.667	3	11	14	10.6	4	1	4	1	1	17	13.6	
WASHINGTON	01-25-17	*	27	1-4	.250	0-0	.000	0-0	.000	0	12	12	10.6	3	0	3	0	0	2	13.0	
WASHINGTON STATE	01-29-17	*	36	3-10	.300	0-4	.000	9-12	.750	4	7	11	10.6	4	2	1	2	0	15	13.1	
at Oregon	02-02-17	*	29	2-11	.182	1-5	.200	0-0	.000	2	7	9	10.6	4	0	1	0	0	5	12.7	
at Oregon State	02-04-17	*	27	1-5	.200	0-2	.000	1-2	.500	1	2	3	10.3	4	3	1	1	2	3	12.3	
CALIFORNIA	02-08-17	*	34	3-13	.231	0-2	.000	6-8	.750	7	7	14	10.4	1	2	1	2	0	12	12.3	
STANFORD	02-11-17	*	32	4-8	.500	1-3	.333	2-5	.400	1	1	2	10.1	3	3	6	1	0	11	12.3	
at Washington	02-16-17	*	28	3-6	.500	0-1	.000	2-4	.500	1	3	4	9.9	2	1	2	1	1	8	12.1	
at Washington State	02-18-17	*	30	4-7	.571	1-3	.333	3-3	1.000	1	4	5	9.7	2	0	2	0	2	12	12.1	
UCLA	02-23-17	*	40	6-12	.500	0-2	.000	0-0	.000	5	6	11	9.7	2	0	1	2	1	12	12.1	
USC	02-26-17	*	36	6-11	.545	3-4	.750	3-5	.600	3	7	10	9.7	0	1	2	0	1	18	12.3	
ARIZONA	03-04-17	*	37	3-9	.333	0-3	.000	3-4	.750	1	10	11	9.8	1	1	1	2	1	9	12.2	
vs Stanford	03-08-17	*	34	8-13	.615	2-4	.500	9-9	1.000	6	7	13	9.9	4	1	2	1	0	27	12.7	
vs Oregon	03-09-17	*	38	1-7	.143	0-0	.000	4-4	1.000	3	8	11	9.9	2	0	2	1	0	6	12.5	
Totals			32	1085	141-328	.430	24-95	.253	105-146	.719	98	229	327	9.9	81	38	63	27	32	411	12.5

Games played: 33
 Minutes/game: 32.9
 Points/game: 12.5
 FG Pct: 43.0
 3FG Pct: 25.3
 FT Pct: 71.9

Rebounds/game: 9.9
 Assists/game: 1.2
 Turnovers/game: 1.9
 Assist/turnover ratio: 0.6
 Steals/game: 1.0
 Blocks/game: 0.8

SHANNON EVANS II GAME-BY-GAME

@SUNDEVILHOOPS 2016-17

ARIZONA STATE Individual Game-by-Game (as of Mar 09, 2017)

All games

#11 Evans II, Shannon

Opponent	Date	gs	min	Total		3-Pointers		Free throws		Rebounds											
				fg-fga	pct	3fg-fga	pct	ft-fa	pct	off	def	tot	avg	pf	a	t/o	blk	stl	pts	avg	
PORTLAND STATE	11-11-16	*	35	8-18	.444	2-8	.250	1-1	1.000	0	4	4	4.0	1	2	3	0	1	19	19.0	
CAL POLY	11-13-16	*	32	4-10	.400	0-3	.000	12-12	1.000	1	2	3	3.5	3	3	1	0	0	20	19.5	
vs Northern Iowa	11-17-16	*	32	2-6	.333	1-2	.500	2-2	1.000	2	5	7	4.7	0	3	3	0	2	7	15.3	
vs Tulane	11-18-16	*	36	6-14	.429	4-7	.571	5-5	1.000	0	4	4	4.5	1	6	2	1	1	21	16.8	
vs Davidson	11-20-16	*	38	4-11	.364	4-8	.500	1-4	.250	0	1	1	3.8	3	7	1	0	3	13	16.0	
CITADEL	11-23-16	*	29	5-12	.417	2-6	.333	5-6	.833	2	2	4	3.8	2	6	1	0	0	17	16.2	
vs Kentucky	11-28-16	*	32	4-12	.333	2-5	.400	1-2	.500	0	3	3	3.7	2	6	5	1	0	11	15.4	
UNLV	12-03-16	*	31	9-12	.750	5-8	.625	5-6	.833	0	5	5	3.9	3	4	3	0	1	28	17.0	
vs PURDUE	12-06-16	*	35	5-12	.417	1-5	.200	5-5	1.000	2	1	3	3.8	0	3	2	0	2	16	16.9	
at SAN DIEGO STATE	12-10-16	*	32	5-9	.556	4-6	.667	2-2	1.000	0	1	1	3.5	2	3	2	0	1	16	16.8	
NEW MEXICO STATE	12-17-16	*	34	4-10	.400	0-5	.000	1-1	1.000	0	2	2	3.4	0	7	2	0	1	9	16.1	
CREIGHTON	12-20-16	*	39	2-11	.182	1-6	.167	2-2	1.000	0	2	2	3.3	2	2	1	2	3	7	15.3	
CENTRAL ARKANSAS	12-22-16	*	34	7-14	.500	7-13	.538	2-2	1.000	0	3	3	3.2	0	8	1	0	3	23	15.9	
at STANFORD	12-30-16	*	34	1-5	.200	1-3	.333	12-14	.857	0	5	5	3.4	4	4	1	0	1	15	15.9	
at California	01-01-17	*	37	3-11	.273	1-6	.167	2-2	1.000	1	5	6	3.5	1	6	2	1	0	9	15.4	
COLORADO	01-05-17	*	34	6-14	.429	3-7	.429	3-3	1.000	0	1	1	3.4	3	3	1	0	1	18	15.6	
UTAH	01-07-17	*	35	9-16	.563	1-5	.200	2-3	.667	2	1	3	3.4	4	1	1	0	0	21	15.9	
at Arizona	01-12-17	*	38	1-8	.125	1-6	.167	2-4	.500	0	3	3	3.3	2	8	2	0	0	5	15.3	
at UCLA	01-19-17	*	38	4-12	.333	2-8	.250	0-0	.000	1	1	2	3.3	0	4	3	0	2	10	15.0	
at USC	01-22-17	*	36	5-12	.417	4-7	.571	0-0	.000	0	3	3	3.3	0	4	2	0	1	14	15.0	
WASHINGTON	01-25-17	*	36	6-15	.400	3-5	.600	10-10	1.000	2	3	5	3.3	3	3	0	0	1	25	15.4	
WASHINGTON STATE	01-29-17	*	37	6-13	.462	3-7	.429	0-0	.000	0	0	0	3.2	1	3	2	0	2	15	15.4	
at Oregon	02-02-17	*	40	10-16	.625	3-6	.500	5-6	.833	0	3	3	3.2	1	1	0	0	1	28	16.0	
at Oregon State	02-04-17	*	38	7-12	.583	4-8	.500	3-5	.600	0	5	5	3.3	1	3	2	0	3	21	16.2	
CALIFORNIA	02-08-17	*	38	4-12	.333	0-6	.000	2-4	.500	0	3	3	3.2	3	3	4	0	3	10	15.9	
STANFORD	02-11-17	*	35	2-11	.182	1-8	.125	4-4	1.000	0	4	4	3.3	1	6	4	1	1	9	15.7	
at Washington	02-16-17	*	40	5-13	.385	1-5	.200	2-2	1.000	3	1	4	3.3	4	5	0	0	0	13	15.6	
at Washington State	02-18-17	*	33	8-17	.471	3-9	.333	2-3	.667	1	1	2	3.3	3	3	1	0	2	21	15.8	
UCLA	02-23-17	*	40	4-14	.286	2-7	.286	1-2	.500	0	3	3	3.2	3	8	2	1	1	11	15.6	
USC	02-26-17	*	34	4-9	.444	2-4	.500	0-1	.000	0	3	3	3.2	2	6	2	0	2	10	15.4	
ARIZONA	03-04-17	*	38	3-9	.333	1-3	.333	2-3	.667	0	5	5	3.3	4	6	1	0	0	9	15.2	
vs Stanford	03-08-17	*	41	6-16	.375	2-7	.286	2-2	1.000	0	6	6	3.4	1	3	3	0	3	16	15.2	
vs Oregon	03-09-17	*	38	2-6	.333	1-2	.500	2-2	1.000	0	2	2	3.3	1	4	2	0	0	7	15.0	
Totals			33	1179	161-392	411	72-201	358	100-120	833	17	93	110	3.3	61	144	62	7	42	494	15.0

Games played: 33
 Minutes/game: 35.7
 Points/game: 15.0
 FG Pct: 41.1
 3FG Pct: 35.8
 FT Pct: 83.3

Rebounds/game: 3.3
 Assists/game: 4.4
 Turnovers/game: 1.9
 Assist/turnover ratio: 2.3
 Steals/game: 1.3
 Blocks/game: 0.2

PAC-12 DOUBLE-DOUBLE 2016-17 LEADERS

17, Ivan Rabb, CAL
 17, Josh Hawkinson, WSU
16, Obi Oleka, ASU
 16, Kyle Kuzma, UTAH
 15, TJ Leaf, UCLA
 10, Jordan Bell, ORE

RAMON VILA GAME-BY-GAME

@SUNDEVILHOOPS 2016-17
ARIZONA STATE Individual Game-by-Game (as of Mar 09, 2017)
All games

#33 Vila, Ramon

Opponent	Date	gs	min	Total		3-Pointers		Free throws		Rebounds				pf	a	t/o	blk	stl	pts	avg
				fg-fga	pct	3fg-fga	pct	ft-fa	pct	off	def	tot	avg							
PORTLAND STATE	11-11-16		16	3-4	.750	0-1	.000	1-1	1.000	3	1	4	4.0	2	0	1	1	0	7	7.0
CAL POLY	11-13-16		14	1-1	1.000	0-0	.000	2-2	1.000	1	0	1	2.5	4	0	1	0	0	4	5.5
vs Northern Iowa	11-17-16		9	0-1	.000	0-1	.000	0-0	.000	0	0	0	1.7	4	0	1	1	0	0	3.7
vs Tulane	11-18-16		24	1-2	.500	0-0	.000	2-4	.500	5	1	6	2.8	3	0	1	0	1	4	3.8
vs Davidson	11-20-16		21	1-2	.500	0-0	.000	0-0	.000	1	1	2	2.6	3	0	0	0	0	2	3.4
CITADEL	11-23-16		10	2-4	.500	0-0	.000	0-0	.000	1	0	1	2.3	3	0	0	0	0	4	3.5
vs Kentucky	11-28-16		13	0-0	.000	0-0	.000	0-0	.000	0	1	1	2.1	4	0	0	1	0	0	3.0
UNLV	12-03-16		11	0-0	.000	0-0	.000	0-0	.000	0	3	3	2.3	4	1	0	0	0	0	2.6
vs PURDUE	12-06-16		10	2-2	1.000	0-0	.000	0-0	.000	0	1	1	2.1	3	0	1	0	0	4	2.8
at SAN DIEGO STATE	12-10-16 *		5	0-0	.000	0-0	.000	0-0	.000	0	0	0	1.9	1	0	1	0	1	0	2.5
NEW MEXICO STATE	12-17-16		16	2-4	.500	0-1	.000	0-1	.000	2	3	5	2.2	3	1	0	0	1	4	2.6
CREIGHTON	12-20-16		4	0-0	.000	0-0	.000	0-0	.000	0	0	0	2.0	1	0	0	0	0	0	2.4
CENTRAL ARKANSAS	12-22-16		4	0-0	.000	0-0	.000	0-0	.000	0	0	0	1.8	0	0	0	0	0	0	2.2
at STANFORD	12-30-16		16	2-3	.667	0-0	.000	2-4	.500	1	0	1	1.8	3	0	0	0	1	6	2.5
at California	01-01-17		6	1-2	.500	0-0	.000	0-0	.000	0	0	0	1.7	3	0	0	0	0	2	2.5
COLORADO	01-05-17 *		15	1-1	1.000	0-0	.000	2-2	1.000	4	0	4	1.8	5	0	0	0	1	4	2.6
UTAH	01-07-17 *		15	2-3	.667	0-0	.000	1-2	.500	0	0	0	1.7	2	0	0	2	0	5	2.7
at Arizona	01-12-17		15	1-1	1.000	0-0	.000	0-0	.000	0	1	1	1.7	4	0	0	0	0	2	2.7
at UCLA	01-19-17 *		15	2-3	.667	0-0	.000	0-0	.000	1	2	3	1.7	3	0	0	0	0	4	2.7
at USC	01-22-17		9	0-0	.000	0-0	.000	0-0	.000	1	1	2	1.8	0	0	1	0	0	0	2.6
WASHINGTON	01-25-17		14	2-3	.667	0-0	.000	1-6	.167	4	1	5	1.9	2	0	1	1	0	5	2.7
WASHINGTON STATE	01-29-17		16	1-2	.500	0-0	.000	2-2	1.000	2	1	3	2.0	3	0	0	0	0	4	2.8
at Oregon	02-02-17		15	1-3	.333	0-0	.000	0-0	.000	2	3	5	2.1	3	0	0	0	0	2	2.7
at Oregon State	02-04-17		25	0-1	.000	0-0	.000	4-4	1.000	2	2	4	2.2	3	0	2	0	0	4	2.8
CALIFORNIA	02-08-17		11	1-1	1.000	0-0	.000	0-0	.000	1	1	2	2.2	2	0	0	1	0	2	2.8
STANFORD	02-11-17		11	1-1	1.000	0-0	.000	0-0	.000	2	2	4	2.2	3	0	0	0	0	2	2.7
at Washington	02-16-17		5	1-1	1.000	0-0	.000	0-0	.000	1	0	1	2.2	4	0	0	0	0	2	2.7
at Washington State	02-18-17		15	0-0	.000	0-0	.000	0-0	.000	0	1	1	2.1	3	0	0	0	0	0	2.6
UCLA	02-23-17		1	0-0	.000	0-0	.000	0-0	.000	0	0	0	2.1	0	0	0	0	0	0	2.5
USC	02-26-17		11	2-2	1.000	0-0	.000	2-2	1.000	1	0	1	2.0	0	0	0	0	0	6	2.6
ARIZONA	03-04-17		16	1-1	1.000	0-0	.000	0-0	.000	2	2	4	2.1	3	0	0	0	0	2	2.6
vs Stanford	03-08-17		10	0-0	.000	0-0	.000	2-2	1.000	0	0	0	2.0	2	0	1	0	0	2	2.6
vs Oregon	03-09-17		9	2-3	.667	0-0	.000	0-1	.000	1	0	1	2.0	3	0	0	1	0	4	2.6
Totals		4	407	33-51	.647	0-3	.000	21-33	.636	38	28	66	2.0	86	2	11	8	5	87	2.6

Games played: 33
 Minutes/game: 12.3
 Points/game: 2.6
 FG Pct: 64.7
 3FG Pct: 0.0
 FT Pct: 63.6

Rebounds/game: 2.0
 Assists/game: 0.1
 Turnovers/game: 0.3
 Assist/turnover ratio: 0.2
 Steals/game: 0.2
 Blocks/game: 0.2

AUSTIN WITHERILL GAME-BY-GAME

@SUNDEVILHOOPS 2016-17

ARIZONA STATE Individual Game-by-Game (as of Mar 09, 2017)

All games

#22 Witherill, Austin

Opponent	Date	gs	min	Total		3-Pointers		Free throws		Rebounds				pf	a	t/o	blk	stl	pts	avg
				fg-fga	pct	3fg-fga	pct	ft-fta	pct	off	def	tot	avg							
PORTLAND STATE	11-11-16		1	0-1	.000	0-1	.000	0-0	.000	0	0	0	0.0	0	0	0	0	0	0	0.0
CAL POLY	11-13-16		2	0-1	.000	0-1	.000	0-0	.000	0	1	1	0.5	0	1	0	0	0	0	0.0
CITADEL	11-23-16		1	0-0	.000	0-0	.000	0-0	.000	0	0	0	0.3	0	0	0	0	0	0	0.0
vs Kentucky	11-28-16		1	0-0	.000	0-0	.000	0-0	.000	0	0	0	0.3	0	0	0	0	0	0	0.0
UNLV	12-03-16		1	0-0	.000	0-0	.000	0-0	.000	0	0	0	0.2	0	0	0	0	0	0	0.0
vs PURDUE	12-06-16		2	0-0	.000	0-0	.000	0-0	.000	0	0	0	0.2	0	0	0	0	0	0	0.0
CREIGHTON	12-20-16		1	0-0	.000	0-0	.000	0-0	.000	0	0	0	0.1	0	0	0	0	0	0	0.0
CENTRAL ARKANSAS	12-22-16		7	0-2	.000	0-2	.000	2-2	1.000	0	1	1	0.3	0	0	0	0	0	2	0.3
at STANFORD	12-30-16		0	0-0	.000	0-0	.000	0-0	.000	0	0	0	0.2	0	0	0	0	0	0	0.2
at UCLA	01-19-17		3	0-0	.000	0-0	.000	0-0	.000	0	0	0	0.2	0	0	0	0	0	0	0.2
at USC	01-22-17		1	0-0	.000	0-0	.000	0-0	.000	0	0	0	0.2	0	0	0	0	0	0	0.2
WASHINGTON	01-25-17		2	0-0	.000	0-0	.000	0-0	.000	0	0	0	0.2	0	0	0	0	0	0	0.2
WASHINGTON STATE	01-29-17		1	0-0	.000	0-0	.000	0-0	.000	0	0	0	0.2	0	0	0	0	0	0	0.2
at Oregon State	02-04-17		1	0-0	.000	0-0	.000	0-0	.000	0	0	0	0.1	0	0	0	0	0	0	0.1
CALIFORNIA	02-08-17		1	0-0	.000	0-0	.000	0-0	.000	0	0	0	0.1	0	0	0	0	0	0	0.1
at Washington State	02-18-17		1	0-0	.000	0-0	.000	0-0	.000	0	0	0	0.1	0	0	0	0	0	0	0.1
Totals		0	26	0-4	.000	0-4	.000	2-2	1.000	0	2	2	0.1	0	1	0	0	0	2	0.1

Games played: 16

Minutes/game: 1.6

Points/game: 0.1

FG Pct: 0.0

3FG Pct: 0.0

FT Pct: 100.0

Rebounds/game: 0.1

Assists/game: 0.1

Assist/turnover ratio: 99.9

KODI JUSTICE GAME-BY-GAME

@SUNDEVILHOOPS 2016-17
ARIZONA STATE Individual Game-by-Game (as of Mar 09, 2017)
All games

#44 Justice, Kodi

Opponent	Date	gs	min	Total		3-Pointers		Free throws		Rebounds											
				fg-fga	pct	3fg-fga	pct	ft-fa	pct	off	def	tot	avg	pf	a	t/o	blk	stl	pts	avg	
PORTLAND STATE	11-11-16	*	33	2-6	.333	1-4	.250	0-0	.000	0	4	4	4.0	2	3	0	0	1	5	5.0	
CAL POLY	11-13-16	*	18	2-5	.400	1-1	1.000	0-0	.000	0	1	1	2.5	3	2	1	0	0	5	5.0	
vs Northern Iowa	11-17-16		28	1-4	.250	0-3	.000	3-4	.750	0	3	3	2.7	2	1	0	0	1	5	5.0	
vs Tulane	11-18-16		17	1-3	.333	1-3	.333	5-6	.833	2	0	2	2.5	4	1	2	0	2	8	5.8	
vs Davidson	11-20-16		19	1-5	.200	0-2	.000	0-1	.000	2	4	6	3.2	5	1	2	2	1	2	5.0	
CITADEL	11-23-16		26	6-8	.750	5-6	.833	3-5	.600	0	2	2	3.0	5	3	1	2	2	20	7.5	
vs Kentucky	11-28-16		22	2-6	.333	2-4	.500	0-0	.000	0	2	2	2.9	3	1	2	0	0	6	7.3	
UNLV	12-03-16		30	1-5	.200	1-4	.250	0-0	.000	0	5	5	3.1	3	3	2	1	1	3	6.8	
vs PURDUE	12-06-16		28	3-5	.600	2-4	.500	3-3	1.000	3	2	5	3.3	1	4	0	1	1	11	7.2	
at SAN DIEGO STATE	12-10-16	*	21	2-4	.500	2-3	.667	0-0	.000	1	1	2	3.2	4	2	4	0	1	6	7.1	
NEW MEXICO STATE	12-17-16	*	33	4-7	.571	1-3	.333	0-0	.000	0	3	3	3.2	3	3	3	1	1	9	7.3	
CREIGHTON	12-20-16	*	30	3-6	.500	1-3	.333	0-0	.000	0	0	0	2.9	5	2	0	2	0	7	7.3	
CENTRAL ARKANSAS	12-22-16	*	33	1-6	.167	1-6	.167	0-0	.000	0	1	1	2.8	1	5	3	0	4	3	6.9	
at STANFORD	12-30-16	*	34	3-6	.500	3-5	.600	0-0	.000	1	3	4	2.9	5	3	0	0	0	9	7.1	
at California	01-01-17	*	32	3-8	.375	1-3	.333	2-3	.667	2	2	4	2.9	1	2	2	0	3	9	7.2	
COLORADO	01-05-17	*	31	4-6	.667	2-3	.667	0-0	.000	0	5	5	3.1	3	2	2	1	2	10	7.4	
UTAH	01-07-17	*	35	5-11	.455	3-7	.429	4-5	.800	1	2	3	3.1	3	5	2	0	3	17	7.9	
at Arizona	01-12-17	*	29	3-8	.375	2-4	.500	0-1	.000	1	3	4	3.1	4	2	1	0	0	8	7.9	
at UCLA	01-19-17	*	22	2-7	.286	1-4	.250	0-0	.000	0	5	5	3.2	5	0	1	0	1	5	7.8	
at USC	01-22-17	*	35	4-5	.800	2-3	.667	0-0	.000	0	1	1	3.1	2	2	2	0	1	10	7.9	
WASHINGTON	01-25-17	*	38	3-8	.375	2-6	.333	1-2	.500	0	3	3	3.1	3	4	2	0	1	9	8.0	
WASHINGTON STATE	01-29-17	*	33	1-6	.167	1-4	.250	0-0	.000	0	1	1	3.0	5	3	1	1	1	3	7.7	
at Oregon	02-02-17	*	36	2-6	.333	1-4	.250	0-0	.000	0	3	3	3.0	3	2	3	1	0	5	7.6	
at Oregon State	02-04-17	*	29	3-5	.600	3-4	.750	4-6	.667	0	4	4	3.0	5	0	1	0	2	13	7.8	
CALIFORNIA	02-08-17	*	39	3-8	.375	3-6	.500	0-1	.000	0	1	1	3.0	4	1	1	1	3	9	7.9	
STANFORD	02-11-17	*	38	3-8	.375	2-7	.286	5-7	.714	0	4	4	3.0	3	3	3	1	1	13	8.1	
at Washington	02-16-17	*	39	2-5	.400	2-5	.400	2-2	1.000	0	4	4	3.0	2	4	1	2	1	8	8.1	
at Washington State	02-18-17	*	36	3-11	.273	0-5	.000	0-0	.000	0	2	2	3.0	2	2	1	0	3	6	8.0	
UCLA	02-23-17	*	39	6-14	.429	5-9	.556	2-2	1.000	0	4	4	3.0	2	3	3	0	3	19	8.4	
USC	02-26-17	*	33	8-14	.571	6-9	.667	0-0	.000	0	5	5	3.1	3	3	1	0	2	22	8.8	
ARIZONA	03-04-17	*	30	6-10	.600	4-6	.667	1-1	1.000	0	1	1	3.0	5	3	4	1	0	17	9.1	
vs Stanford	03-08-17	*	42	4-6	.667	1-3	.333	6-6	1.000	0	0	0	2.9	0	2	1	1	1	15	9.3	
vs Oregon	03-09-17	*	37	2-13	.154	1-8	.125	0-0	.000	0	0	0	2.8	5	3	1	1	1	5	9.2	
Totals			26	1025	99-235	.421	63-151	.417	41-55	.745	13	81	94	2.8	106	80	53	19	44	302	9.2

Games played: 33
 Minutes/game: 31.1
 Points/game: 9.2
 FG Pct: 42.1
 3FG Pct: 41.7
 --- --

Rebounds/game: 2.8
 Assists/game: 2.4
 Turnovers/game: 1.6
 Assist/turnover ratio: 1.5
 Steals/game: 1.3
 --- --

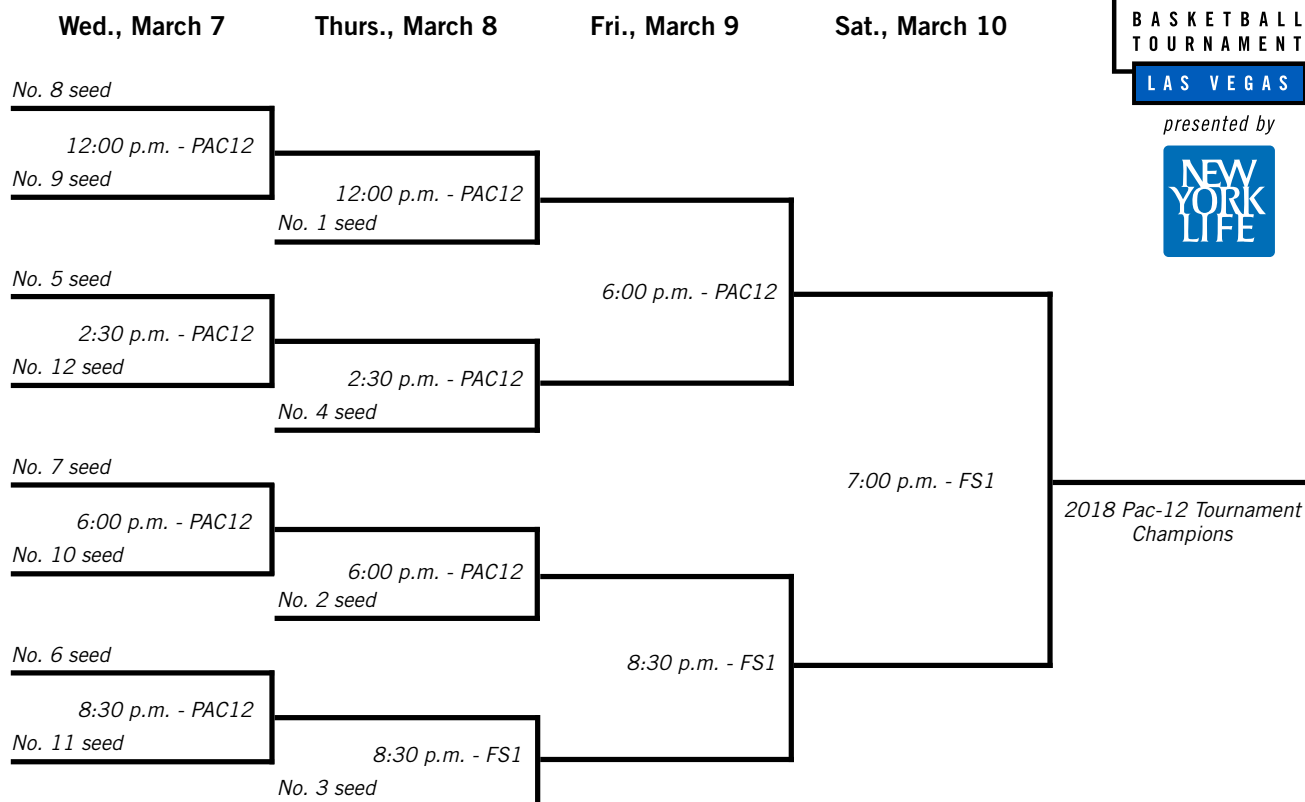
In the final five games of 2016-17 Kodi averaged 15.6 points, which included a career-high 22 points in the Feb. 26 win over NCAA Tournament-bound USC. He was 17-of-35 (.486) from the three-point stripe and perfect in nine free throw attempts in those final five games.

2018 PAC-12 MEN'S BASKETBALL TOURNAMENT BRACKET

March 7-10, 2018 – T-Mobile Arena – Las Vegas



presented by



2018 Pac-12 Men's Basketball Tournament Schedule T-Mobile Arena (Capacity: 18,000) – Las Vegas

Wed., March 7

Game 1: No. 8 seed vs. No. 9 seed, 12:00 p.m. PT
 Game 2: No. 5 seed vs. No. 12 seed, 2:30 p.m. PT
 Game 3: No. 7 seed vs. No. 10 seed, 6:00 p.m. PT
 Game 4: No. 6 seed vs. No. 11 seed, 8:30 p.m. PT

Network Talent

PAC12 TBA
 PAC12 TBA
 PAC12 TBA
 PAC12 TBA

Thurs., March 8

Game 5: Game 1 winner vs. No. 1 seed, 12:00 p.m. PT
 Game 6: Game 2 winner vs. No. 4 seed, 2:30 p.m. PT
 Game 7: Game 3 winner vs. No. 2 seed, 6:00 p.m. PT
 Game 8: Game 4 winner vs. No. 3 seed, 8:30 p.m. PT

PAC12 TBA
 PAC12 TBA
 PAC12 TBA
 FS1 TBA

Fri., March 9

Game 9: Semifinal 1, 6:00 p.m. PT
 Game 10: Semifinal 2, 8:30 p.m. PT

PAC12 TBA
 FS1 TBA

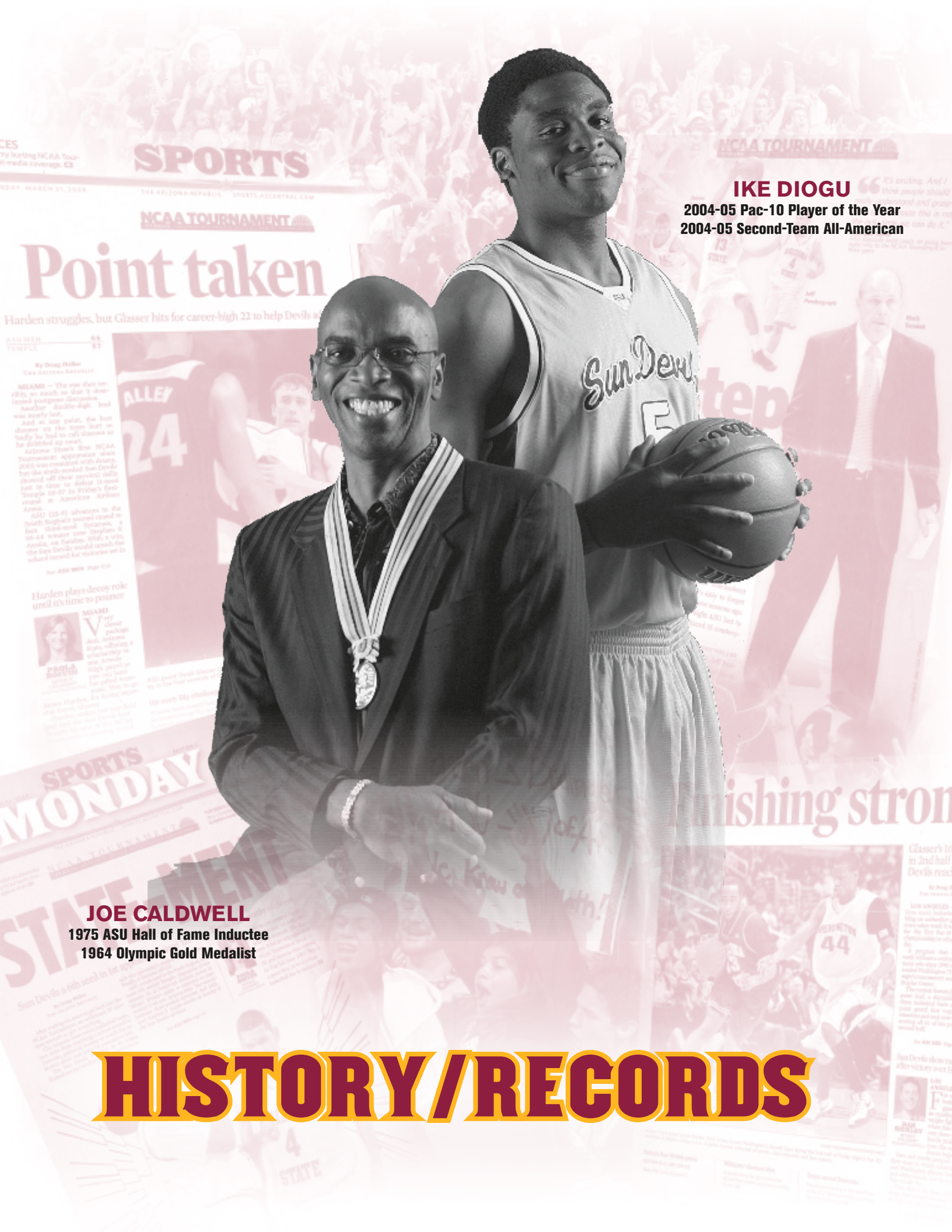
Sat., March 10

Game 11: Pac-12 Championship, 7:00 p.m. PT

FS1 TBA

Game times are local to site





SPORTS

NCAA TOURNAMENT

Point taken

IKE DIOGU

2004-05 Pac-10 Player of the Year
2004-05 Second-Team All-American

JOE CALDWELL

1975 ASU Hall of Fame Inductee
1964 Olympic Gold Medalist

HISTORY/RECORDS

JAMES HARDEN



JAMES HARDEN

became the first Sun Devil to earn first-team consensus All-American honors in 2008-2009, as he led ASU to 25 wins, including three over ranked teams.



JAMES HARDEN'S 2008-2009 ACCOLADES

Consensus First-Team All-American
 Associated Press First-Team All-American
 NABC First-Team All-American
 Sporting News First-Team All-American
 NCAA Consensus First-Team All-American
 District IV (west coast) Player of the Year (U.S. Basketball Writers)
 FOXSports.com First-Team All-American
 CBSSports.com First-Team All-American
 Basketball Times All-American
 Dick Vitale All-America Team

PAC-10 CONSENSUS FIRST-TEAM ALL-AMERICANS

(1978-79 to Present)

1978-79, David Greenwood, UCLA
 1980-81, Steve Johnson, OSU
 1987-88, Sean Elliott, ARIZ
 1988-89, Sean Elliott, ARIZ
 1989-90, Gary Payton, OSU
 1991-92, Harold Miner, USC 1993-94, Jason Kidd, CAL
 1994-95, Damon Stoudamire, ARIZ; Ed O'Bannon, UCLA
 1997-98, Mike Bibby, ARIZ; Miles Simon, ARIZ
 1998-99, Jason Terry, ARIZ
 2000-01, Casey Jacobsen, STAN
 2001-02, Sam Clancy, USC
 2002-03, Jason Gardner, ARIZ
 2003-04, Josh Childress, STAN
 2005-06, Brandon Roy, WASH
 2006-07, Arron Afflalo, UCLA
 2007-08, Kevin Love, UCLA
2008-09, James Harden, ASU
 2013-14, Nick Johnson, ARIZ

JAMES HARDEN • LOS ANGELES, CALIF. • 2007-2009

Year	G-GS	Min-Avg	FG-A	Pct	3P-A	Pct	FT-A	Pct	Rb-Avg	F-D	Ast	To	Bk	St	Pts-Avg
07-08	34-33	1158-34.1	196-372	.527	44-108	.407	169-224	.754	179-5.3	72-2	110	89	19	73	605-17.8
08-09	35-35	1254-35.8	221-452	.489	58-163	.356	204-270	.756	195-5.6	99-4	148	118	11	59	704-20.1
Career	69-68	2412-35.0	417-824	.506	102-271	.376	373-494	.755	374-5.4	171-6	258	207	30	132	1309-19.0

SUN DEVILS IN THE PROS

JAMES HARDEN
NO. 3 PICK, 2009 NBA DRAFT

IKE DIOGU
NO. 9 PICK, 2005 NBA DRAFT

PAC-12 TOP-10 NBA DRAFT PICKS (2005-2015)

PICK	PLAYER, COLLEGE	YEAR/TEAM
2.	Derrick Williams, Arizona	2011/Minnesota
3.	James Harden, Arizona State	2009/Oklahoma City
3.	O.J. Mayo, USC	2008/Chicago
4.	Aaron Gordon, Arizona	2014/Orlando
4.	Russell Westbrook, UCLA	2008/Seattle
5.	Kevin Love, UCLA	2008/Houston
6.	Brandon Roy, Washington	2006/Minnesota
8.	Stanley Johnson, Arizona	2015/Detroit
8.	Terrence Ross, Washington	2012/Toronto
8.	Jordan Hill, Arizona	2009/New York
8.	Channing Frye, Arizona	2005/New York
9.	Demar DeRozan, USC	2009/Toronto
9.	Ike Diogu, Arizona State	2005/Golden State
10.	Brook Lopez, Stanford	2008/New Jersey
10.	Spencer Hawes, Washington	2007/Sacramento

NBA DRAFT

YEAR	ROUND	SELECTION	NAME	TEAM	YEAR	ROUND	SELECTION	NAME	TEAM
1964	1	2	Joe Caldwell	Detroit	1979	2	32	Tony Zeno	Indiana
1964	3	24	Art Becker	St. Louis	1980	3	47	Kurt Nimphius	Denver
1966	10	88	Freddie Lewis	Cincinnati	1981	1	21	Alton Lister	Milwaukee
1970	3	49	Seabern Hill	Baltimore	1981	2	33	Sam Williams	Golden State
1970	10	163	Gerald Schrur	Phoenix	1982	1	11	Lafayette Lever	Portland
1972	2	22	Paul Stovall	Los Angeles	1983	1	4	Byron Scott	San Diego
1973	8	128	Jim Owens	Phoenix	1983	2	45	Paul Williams	Phoenix
1973	9	139	Mike Contreras	Portland	1985	4	74	Jim Deines	L.A. Clippers
1974	10	165	Mark Wasley	Phoenix	1987	4	76	Steve Beck	Phoenix
1975	1	6	Lionel Hollins	Portland	1991	2	48	Isaac Austin	Utah
1975	3	47	Rudy White	Houston	1995	1	27	Mario Bennett	Phoenix
1975	8	130	Jack Schrader	Phoenix	1996	2	47	Ron Riley	Seattle
1975	10	163	Mike Moon	Phoenix	2000	2	37	Eddie House	Miami
1976	2	24	Scott Lloyd	Milwaukee	2003	2	53	Tommy Smith	Chicago
1976	8	130	Rick McCutcheon	N.Y. Knicks	2005	1	9	Ike Diogu	Golden State
1976	10	169	Gary Jackson	Phoenix	2009	1	3	James Harden	Oklahoma City
1977	2	35	Mark Landsberger	Chicago	2009	2	31	Jeff Pendergraph	Sacramento
1977	7	135	James Holliman	Atlanta	2013	2	33	Carrick Felix	Cleveland
1978	9	189	Rick Taylor	San Antonio					

YEAR-BY-YEAR 1912-2017

Year	Coach	Overall			Conference			Place	
		W	L	Pct.	W	L	Pct.		
1912	C.W. Adams	8	2	.800	7	1	.873	(H)	
1913	C.W. Adams	3	3	.500	2	2	.500	(H)	
1914	G.W. Henry	6	5	.545	5	3	.625	(H)	
1915	George Schaeffer	2	2	.500	1	1	.500	(H)	
1916	(No Team)								
1917	George Schaeffer	0	1	.000	0	1	.000	(H)	
1918	George Cooper	14	4	.778	12	4	.750	(H)	
1919	George Cooper	3	4	.429	3	3	.500	(H)	
1920	George Cooper	5	3	.625	4	2	.667	(H)	
1921	George Cooper	11	3	.786	8	2	.800	(H)	
1922	George Cooper	10	1	.909	9	1	.900	(H)	
1923	Ernest Willis	8	4	.667	4	0	1.000	1st	(J)
1924	Aaron McCreary	3	9	.250	1	4	.200	4th	(J)
1925	Aaron McCreary	11	6	.647	9	5	.643	1st	(J)
1926	Aaron McCreary	9	3	.750	4	1	.800	1st	(J)
1927	Aaron McCreary	4	8	.333				(I)	
1928	Aaron McCreary	10	5	.667	7	1	.875	1st	(J)
1929	Aaron McCreary	5	12	.294				(I)	
1930	Aaron McCreary	6	11	.353	3	10	.231	5th	(S)
1931	Ted Shipkey	12	6	.667	8	4	.667	1st	(S)
1932	Ted Shipkey	7	12	.368	4	8	.333	5th	(B)
1933	Ted Shipkey	13	12	.520	7	9	.437	5th	(B)
1934	Rudy Lavik	9	11	.450	8	10	.444	4th	(B)
1935	Rudy Lavik	8	11	.421	3	9	.250	6th	(B)
1936	Earl Pomeroy	12	14	.462	11	7	.611	2nd	(B)
1937	Earl Pomeroy	8	12	.400	7	11	.389	6th	(B)
1938	Earl Pomeroy	11	12	.478	9	9	.500	3rd	(B)
1939	Earl Pomeroy	13	13	.500	11	11	.500	3rd	(B)
1940	Rudy Lavik	8	13	.381	7	11	.389	5th	(B)
1941	Rudy Lavik	8	11	.421	6	9	.400	5th	(B)
1942	Rudy Lavik	10	10	.500	10	6	.625	3rd	(B)
1943	Rudy Lavik	10	9	.526	6	6	.500	5th	(B)
1944	Rudy Lavik	12	2	.857	12	2	.857	1st	(A)
1945	Rudy Lavik	5	9	.357	3	5	.375	4th	(A)
1946	Rudy Lavik	12	16	.429	6	8	.429	5th	(B)
1947	Rudy Lavik	7	13	.350	6	11	.353	7th	(B)
1948	Rudy Lavik	13	11	.542	9	7	.562	3rd	(B)
1949	Bill Kajikawa	12	17	.414	4	12	.250	9th	(B)
1950	Bill Kajikawa	12	14	.462	10	6	.624	4th	(B)
1951	Bill Kajikawa	9	16	.360	6	10	.375	7th	(B)
1952	Bill Kajikawa	8	16	.333	6	8	.428	T4th	(B)
1953	Bill Kajikawa	13	12	.520	10	4	.714	T2nd	(B)
1954	Bill Kajikawa	5	18	.217	3	9	.250	T6th	(B)
1955	Bill Kajikawa	10	14	.417	8	4	.667	T3rd	(B)
1956	Bill Kajikawa	10	16	.385	5	7	.417	6th	(B)
1957	Bill Kajikawa	10	15	.400	4	6	.400	4th	(B)
1958	Ned Wulk (NCAA)	13	13	.500	8	2	.800	1st	(B)
1959	Ned Wulk	17	9	.654	7	3	.700	T1st	(B)
1960	Ned Wulk	16	7	.696	7	3	.700	T2nd	(B)
1961	Ned Wulk (NCAA)	23	6	.793	9	1	.900	T1st	(B)
1962	Ned Wulk (NCAA)	23	4	.852	10	0	1.000	1st	(B)
1963	Ned Wulk (NCAA)	26	3	.897	9	1	.900	1st	(W)
1964	Ned Wulk (NCAA)	16	11	.593	7	3	.700	T1st	(W)
1965	Ned Wulk	13	14	.481	4	6	.400	5th	(W)
1966	Ned Wulk	12	14	.461	3	7	.300	6th	(W)

Year	Coach	Overall			Conference			Place	
		W	L	Pct.	W	L	Pct.		
1967	Ned Wulk	5	21	.192	1	9	.100	6th	(W)
1968	Ned Wulk	11	17	.393	4	6	.400	T4th	(W)
1969	Ned Wulk	11	15	.423	4	6	.400	T5th	(W)
1970	Ned Wulk	4	22	.154	2	12	.143	8th	(W)
1971	Ned Wulk	16	10	.615	8	6	.571	4th	(W)
1972	Ned Wulk	18	8	.692	9	5	.643	T2nd	(W)
1973	Ned Wulk (NCAA)	19	9	.679	10	4	.714	1st	(W)
1974	Ned Wulk	18	9	.667	9	5	.643	T2nd	(W)
1975	Ned Wulk (NCAA)	25	4	.862	12	2	.857	T1st	(W)
1976	Ned Wulk	17	10	.630	5	9	.357	T6th	(W)
1977	Ned Wulk	15	13	.536	6	8	.429	5th	(W)
1978	Ned Wulk	13	14	.481	6	8	.429	T4th	(W)
1979	Ned Wulk	16	14	.533	7	11	.389	T6th	(P)
1980	Ned Wulk (NCAA)	22	7	.759	15	3	.833	2nd	(P)
1981	Ned Wulk (NCAA)	24	4	.857	16	2	.880	2nd	(P)
1982	Ned Wulk	13	14	.481	8	10	.444	T6th	(P)
1983	Bob Weinbauer (NIT)	19	14	.576	12	6	.667	T3rd	(P)
1984	Bob Weinbauer	13	15	.464	8	10	.444	T5th	(P)
1985	Bob Weinbauer	12	16	.429	7	11	.389	7th	(P)
1986	Steve Patterson	14	14	.500	8	10	.444	T5th	(P)
1987	Steve Patterson	11	17	.393	6	12	.333	8th	(P)
1988	Steve Patterson	13	16	.448	6	12	.333	7th	(P)
1989	Patterson/Bob Schermerhorn	12	16	.429	5	13	.278	7th	(P)
1990	Bill Frieder (NIT)	15	16	.484	6	12	.333	T7th	(P)
1991	Bill Frieder (NCAA)	20	10	.667	10	8	.555	T3rd	(P)
1992	Bill Frieder (NIT)	19	14	.576	9	9	.500	T5th	(P)
1993	Bill Frieder (NIT)	18	10	.643	11	7	.611	T3rd	(P)
1994	Bill Frieder (NIT)	15	13	.536	10	8	.555	T4th	(P)
1995	Bill Frieder (NCAA)	24	9	.727	12	6	.667	3rd	(P)
1996	Bill Frieder	11	16	.407	6	12	.333	8th	(P)
1997	Bill Frieder	10	20	.333	2	16	.111	10th	(P)
1998	Don Newman (NIT)	18	14	.562	8	10	.444	T5th	(P)
1999	Rob Evans	14	16	.466	6	12	.333	9th	(P)
2000	Rob Evans (NIT)	19	13	.594	10	8	.556	T4th	(P)
2001	Rob Evans	13	16	.448	5	13	.278	T6th	(P)
2002	Rob Evans (NIT)	14	15	.483	7	11	.389	7th	(P)
2003	Rob Evans (NCAA)	20	12	.625	11	7	.611	4th	(P)
2004	Rob Evans	10	17	.370	4	14	.222	10th	(P)
2005	Rob Evans (NIT)	18	14	.563	7	11	.389	T6th	(P)
2006	Rob Evans	11	17	.393	5	13	.278	T8th	(P)
2007	Herb Sendek	8	22	.267	2	16	.111	10th	(P)
2008	Herb Sendek (NIT)	21	13	.618	9	9	.500	T5th	(P)
2009	Herb Sendek (NCAA)	25	10	.714	11	7	.611	T3rd	(P)
2010	Herb Sendek (NIT)	22	11	.667	12	6	.667	2nd	(P)
2011	Herb Sendek	12	19	.387	4	14	.222	10th	(P)
2012	Herb Sendek	10	21	.476	6	12	.333	10th	(P)
2013	Herb Sendek (NIT)	22	13	.626	9	9	.500	T6th	(P)
2014	Herb Sendek (NCAA)	21	12	.636	10	8	.556	T3rd	(P)
2015	Herb Sendek (NIT)	18	16	.526	9	9	.500	T5th	(P)
2016	Bobby Hurley	15	17	.468	5	13	.278	11th	(P)
2017	Bobby Hurley	15	18	.455	7	11	.389	8th	(P)

(B) Border Conference (W) WAC (P) Pac-10 (A) AAU (J) Junior College
(I) Independent (S) Southwest Colleges (H) Primarily High School Opponents



SUN DEVIL GAME RECORDS

Most Points

130	vs. Pasadena, Feb. 17, 1962
127	vs. Oklahoma, Dec. 20, 1963
124	vs. DePauw, Jan. 2, 1971
123	vs. Delaware State, Dec. 1, 1997
122	vs. Houston Baptist, Dec. 10, 1996
121	vs. Washington, Dec. 22, 1988
	vs. Western New Mexico, Dec. 3, 1963
119	vs. Tulane, Dec. 22, 1973
	vs. UTEP, Jan. 9, 1961
118	vs. NAU, Nov. 29, 1990

Most Points by Opponents

127	at Arizona, Jan. 15, 1998
122	by Wichita St., Dec. 11, 1967
120	by Wyoming, Mar. 3, 1966
117	at USC, Mar. 7, 1998
116	at Arizona, Feb. 18, 1993
114	by San Francisco, Dec. 29, 1976
	by Cal St. (L.A.), Feb. 8, 1960

Most Field Goals

57	vs. Pasadena, Feb. 17, 1962
56	vs. Western New Mexico, Dec. 3, 1963
53	vs. DePauw, Jan. 2, 1971
50	vs. Tulane, Dec. 22, 1973
48	vs. Portland St., Jan. 4, 1977
	vs. San Diego St., Dec. 3, 1970
	vs. New Mexico Highlands, Jan. 4, 1958

Most Field Goals By Opponents

52	at Arizona, Jan. 15, 1998
49	by Texas Tech, Feb. 1, 1956
47	by Wyoming, Mar. 3, 1966
46	at Arizona, Feb. 18, 1993
	by San Francisco, Dec. 29, 1976
	by Cal St. (L.A.) Feb. 8, 1960

Most Field Goal Attempts

118	vs. Western New Mexico, Dec. 3, 1963
100	vs. Pasadena, Feb. 17, 1962
	vs. Northern Arizona, Feb. 27, 1961
99	vs. Northern Arizona, Jan. 23, 1971
	vs. DePauw, Jan. 2, 1971

Most Field Goal Attempts by Opponents

103	by Utah, Jan. 12, 1968
102	by Colorado State, Dec. 7, 1967
96	by Western New Mexico, Dec. 3, 1963
95	four times

Most 3-Point Field Goals

18	vs. San Francisco, Nov. 20, 2009
17	vs. Oregon State, Mar. 5, 2011
	vs. Idaho State, Dec. 23, 2008
16	vs. Miami (Ohio), Nov. 12, 2013
	vs. Oregon, Mar. 3, 2011
	vs. California, Feb. 16, 2008
	at Brigham Young, Dec. 1, 1992
15	vs. UCSB, Dec. 21, 2009
14	at Texas Tech, Dec. 22, 2012
	vs. Florida Gulf Coast, Nov. 28, 2007
	vs. USC, March 13, 1993
	vs. Oregon, Jan. 30, 1993
	vs. Montana St., Dec. 22, 1990

Most 3-Point Field Goals By Opponents

18	by Indiana St., Dec. 1, 1988
16	at #22 Utah, Feb. 25, 2016
15	vs. Stanford, Mar. 13, 2013
	vs. USC, Jan. 24, 2013
	at USC, Mar. 7, 1998
	by Arizona, Feb. 27, 1988
14	by Montana State, Dec. 18, 2007
	at Oregon, Feb. 21, 2004

Most 3-Point Field Goal Attempts

51	at Brigham Young, Dec. 1, 1992
40	vs. Oregon State, Mar. 5, 2011
	vs. California, Feb. 16, 2008
	vs. San Diego St., Dec. 8, 1992
36	vs. Oregon, Mar. 3, 2011
	vs. UCSB, Dec. 21, 2009
	vs. Northern Arizona, Nov. 13, 2006
	vs. Northern Arizona, Dec. 21, 1992
35	vs. Syracuse, Mar. 22, 2009
	vs. North Carolina A&T, Dec. 21, 2006

Most 3-Point Field Goal Attempts By Opponents

40	at #22 Utah, Feb. 25, 2016
39	at Oregon State, Mar. 8, 2008
38	at Oregon, Feb. 21, 2004
37	by Maine, Nov. 30, 1996
34	at Oregon, Jan. 22, 2005
	by Indiana St., Dec. 1, 1988
33	by Stanford, Mar. 13, 2013
	by Louisiana State, Nov. 21, 2007
	by Cal Poly, Nov. 26, 2007
32	at Oregon, Jan. 23, 1999
31	at California, Jan. 17, 2008
30	by Utah, Feb. 9, 2012
	by Montana State, Nov. 11, 2011
	at USC, Mar. 7, 1998
	by Eastern Michigan, Dec. 28, 1997

Most Free Throws

46	vs. Arizona, Jan. 29, 1955
39	vs. Boston College, Dec. 29, 1977
38	vs. BYU, Nov. 27, 1993
35	vs. Arkansas-Little Rock, Nov. 22, 2003
	vs. San Diego St., Dec. 4, 1987
	vs. Oklahoma, Dec. 20, 1963
34	vs. USC, Mar. 1, 2008
33	vs. UMBC, Nov. 8, 2013
	vs. Hawaii, Feb. 9, 1966

Most Free Throws Made By Opponents

46	by Oregon St., Feb. 28, 1963
41	by Arizona, Jan. 18, 1956
40	by Stanford, Feb. 5, 1983
	by USC, Mar. 10, 1983
	by UTEP, Jan. 17, 1970
	by Wichita St., Dec. 11, 1967

Most Free Throw Attempts

57	vs. Utah, Nov. 27, 2002
56	vs. Arizona, Jan. 29, 1955
51	vs. New Mexico St., Jan. 16, 1953
50	vs. Arizona, Jan. 31, 1953
49	vs. BYU, Nov. 27, 1993
48	vs. San Diego St., Dec. 4, 1987
	vs. Oklahoma, Dec. 20, 1963
47	vs. Western Michigan, Dec. 30, 2003
	vs. Cal State Fullerton, Nov. 24, 2003
	vs. Washington St., Jan. 16, 1992
	vs. Drake, Dec. 1, 1990
	vs. Northern Arizona, Feb. 9, 1953

Most Free Throw Attempts By Opponents

63	by Oregon St., Feb. 28, 1963
59	by Northern Arizona, Jan. 23, 1953
53	by USC, Mar. 10, 1983
	by Wichita St., Dec. 11, 1967
	by Pepperdine, Dec. 12, 1952

Most Rebounds

70	vs. Cal. St. (L.A.), Jan. 29, 1962
69	vs. Northern Arizona, Jan. 23, 1971
	vs. DePauw, Jan. 2, 1971
68	vs. California, Mar. 3, 1979
	vs. Oklahoma, Dec. 20, 1963

Most Rebounds By Opponents

70	by Utah, Feb. 15, 1969
63	by Utah, Jan. 30, 1971
62	at Arizona, Feb. 18, 1993
	by Utah, Feb. 14, 1970
61	by Louisville, Jan. 24, 1993

Most Personal Fouls

42	vs. Oregon St., Feb. 28, 1983
39	vs. Northern Arizona, Jan. 23, 1953
36	vs. USC, Mar. 10, 1983
	vs. Colorado St., Feb. 24, 1978

Most Personal Fouls By Opponents

37	by Utah, Nov. 27, 2002
36	by Cal State Fullerton, Nov. 24, 2003
	by Washington St., Feb. 27, 1986
	by New Mexico St., Jan. 16, 1953
	by Nebraska Wesleyan, Jan. 11, 1953
35	by BYU, Nov. 27, 1993
	by Wichita St., Jan. 11, 1967

Best Field Goal Percentage

.756	(34-of-45) vs. Oregon St., Feb. 10, 1979
.721	(31-of-43) vs. Saint Francis (Pa.), Dec. 29, 2007
.714	(40-of-56) vs. Santa Clara at Knoxville, Dec. 14, 1979
.679	(36-of-55) vs. Stanford, Feb. 9, 1985
.673	(35-of-52) at California, Feb. 3, 1979
.667	(30-of-45) vs. Oregon St., Mar. 9, 1990
.654	(34-of-52) at Washington St., Feb. 6, 2003
.653	(32-of-49) vs. Central Connecticut State, Dec. 28, 2008
.652	(30-of-46) vs. Delaware St., Dec. 5, 2007
.652	(43-of-66) vs. Manhattan, Dec. 28, 1986
.651	(28-of-43) vs. Oregon State, Jan. 8, 2009

Best Field Goal Percentage By Opponents

.691	(38-of-55) at BYU, Dec. 1, 1992
.688	(33-of-48) by Oregon St., Feb. 5, 1987
.685	(37-of-54) by California, Jan. 5, 1989
.678	(40-59) by Kansas, Mar. 22, 2003
.678	(40-of-59) by Arizona, Feb. 27, 1988
.673	(33-of-49) at Washington, Feb. 6, 1999
.663	(45-of-67) by BYU, Feb. 23, 1974
.663	(45-of-67) by BYU, Feb. 23, 1974
.659	(27-of-41) by Utah Valley State, Dec. 10, 2005
.629	(22-of-35) at UCLA, Dec. 31, 2009

Best Three-Point Field Goal Percentage (min. 10 attempts)

.733	(11-of-15) vs. Saint Francis (Pa.), Dec. 29, 2007
.727	(8-of-11) vs. North Texas, Nov. 30, 2005
.727	(8-of-11) at Washington State, Feb. 6, 2003
.727	(8-of-11) vs. UCLA, Feb. 17, 2000
.727	(8-of-11) vs. Washington, Feb. 7, 1998
.714	(10-of-14) at USC, Jan. 17, 2004
.667	(8-of-12) vs. Vanderbilt, Nov. 27, 2004
.667	(8-of-12) vs. Baylor, Nov. 26, 1988
.650	(13-of-20) vs. Northwestern, Dec. 20, 2004
.643	(9-of-14) vs. Texas-San Antonio, Dec. 5, 1991

Best Three-Point Field Goal Percentage By Opponents (min. 10 attempts)

.800	(8-of-10) at Washington St., Mar. 4, 1995
.727	(8-of-11) by Pepperdine, Nov. 15, 2011
.714	(10-of-14) by San Diego, Dec. 29, 2003
.688	(11-of-16) at Washington, Feb. 24, 2005
.667	(8-of-12) vs. Kansas, Nov. 23, 1990
.647	(11-of-17) at UCLA, Dec. 3, 2009
.636	(7-of-11) at Arizona, Feb. 27, 1988
.636	(7-of-11) at Oregon St., Jan. 27, 1996
.625	(10-of-16) at Oregon, Feb. 11, 1989
.619	(13-of-21) at UCLA, Feb. 10, 2005
	(13-of-21) vs. Cal St. Northridge, Dec. 17, 1993

Best Free Throw Percentage (min. 15 attempts)

1.000	(19-of-19) vs. Arizona, Feb. 4, 1978
.950	(19-of-20) vs. UCLA, Feb. 12, 2004
.941	(16-of-17) at Oregon, Feb. 5, 2009
.938	(15-of-16) vs. Southern Illinois, Mar. 20, 2008
	(15-of-16) at Oregon, Jan. 24, 1998
	(15-of-16) vs. New Mexico, Jan. 5, 1973
.933	(14-of-15) at California, Jan. 6, 1996
.923	(24-of-26) vs. CS -L.A., Dec. 19, 1981
.917	(22-of-24) vs. Arizona, Mar. 4, 2012
.916	(17-of-18) vs. Illinois, Dec. 14, 1974
.910	(20-of-22) vs. Stanford, Feb. 3, 2005
	(20-of-22) vs. UCLA, Feb. 15, 2003
	(20-of-22) vs. Illinois, Dec. 18, 1976
	(20-of-22) vs. Utah, Feb. 14, 1975

Best Free Throw Percentage By Opponents (min. 10 attempts)

1.000	(14-of-14) at California, Feb. 27, 2010
1.000	(11-of-11) by Utah, Feb. 9, 2012
1.000	(11-of-11) by UTEP, Jan. 13, 1977
.950	(19-of-20) by Arizona, Feb. 22, 2003
.952	(20-of-21) by Oregon, Jan. 13, 1979
.939	(31-of-33) at Stanford, Jan. 12, 1995
	(31-of-33) by California, Dec. 30, 1968
.933	(14-of-15) at Oregon, Jan. 13, 2013
.933	(28-of-30) by UCLA, Jan. 16, 1986
.929	(13-of-14) by Washington State, Jan. 29, 2009
.929	(13-of-14) by Stanford, Feb. 9, 1985

SUN DEVIL SEASON RECORDS



Surrounding Ned Wulk in this picture is the nucleus of the 1979-80 Sun Devil squad, which won 22 games and set a school record for field goal percentage (51.7). Clockwise, beginning at bottom: Johnny Nash (with trophy), Byron Scott, Sam Williams, Kurt Nimphius, Alton Lister and Lafayette "Fat" Lever.

Most Wins

1. 26 - 1963
2. 25 - 2009
- 25 - 1975
4. 24 - 1995
- 24 - 1981
6. 23 - 1962
- 23 - 1961
8. 22 - 2013
- 22 - 2010
- 22 - 1980

Fewest Wins

1. 4 - 1970
2. 5 - 1954
- 1967
4. 6 - 1935
5. 8 - 2007
- 1937
- 1940
- 1941
- 1947
- 1951
- 1952

Longest Winning Streaks

1. 18 - 1962
2. 11 - 1981
- 1963
4. 10 - 2008
- 1963
- 1961

Longest Losing Streaks

1. 15 - 2007
2. 11 - 1997
- 1967-68
- 1932
5. 10 - 1988-89
- 1954
7. 9 - 3 times

Most Points

1. 2,703 - 1998
2. 2,593 - 2017
3. 2,585 - 1995
4. 2,539 - 2000
5. 2,519 - 1975
6. 2,512 - 2013
7. 2,486 - 2014
8. 2,464 - 2003
9. 2,434 - 1962
10. 2,433 - 2005

Highest Point Average

1. 90.2 - 1971
2. 90.1 - 1962
3. 86.9 - 1975
4. 85.2 - 1965
5. 84.6 - 1972
6. 84.5 - 1998
- 1993
8. 83.9 - 1960
9. 83.1 - 1961
- 1969

Most Field Goals

1. 1,026 - 1975
2. 1,019 - 1998
3. 979 - 1962
4. 954 - 1995
5. 950 - 1973
6. 948 - 1979
7. 932 - 1971
8. 926 - 1977
9. 924 - 2000
10. 919 - 1963

Field Goal Attempts

1. 2,143 - 1961
2. 2,127 - 2000
3. 2,118 - 1998
4. 2,102 - 1975
5. 2,086 - 1062
6. 2,047 - 2017
7. 2,038 - 1971
8. 2,034 - 1995
9. 2,030 - 1983
10. 2,003 - 1968

Highest Field Goal %

1. 51.7 - 1980
2. 50.9 - 1989
3. 49.9 - 1981
4. 49.4 - 1976
- 1973
6. 48.8 - 1975
7. 48.7 - 1974
8. 48.2 - 2003
- 1988
- 1979

Free Throws

1. 642 - 1956
2. 627 - 1955
3. 602 - 1961
4. 587 - 1957
5. 561 - 2003
6. 551 - 2005
7. 547 - 2004
8. 546 - 2014
9. 529 - 2000
10. 499 - 2016
- 499 - 1969

Free Throw Attempts

1. 908 - 1956
2. 875 - 1961
3. 832 - 2003
4. 787 - 2014
5. 770 - 2005
6. 768 - 1968
7. 751 - 1969
8. 750 - 1995
9. 744 - 2004
10. 736 - 2015

Highest Free Throw %

1. 75.6 - 1978
2. 75.4 - 1955
3. 74.9 - 2017
4. 74.6 - 1998
- 74.6 - 1987
6. 73.9 - 2008
7. 73.7 - 2009
8. 73.5 - 2004
9. 73.0 - 1957
10. 72.9 - 2000

Three-Point Field Goals

1. 328 - 2017
2. 288 - 2009
3. 271 - 2010
4. 268 - 2014
5. 263 - 1993
6. 254 - 2016
7. 250 - 2013
8. 244 - 2008
9. 240 - 2011
10. 218 - 2015
- 218 - 2005

Three-Point Field Goal Attempts

1. 896 - 2017
2. 778 - 2009
3. 772 - 1993
4. 756 - 2016
5. 735 - 2010
6. 722 - 2013
7. 688 - 2014
8. 688 - 2008
9. 684 - 2011
10. 630 - 1995

Three-Point Field Goal %

1. 43.0 - 1989
2. 41.8 - 1987
3. 39.8 - 2014
4. 38.1 - 1988

Fewest Points Allowed

1. 1,177 - 1948
2. 1,284 - 1949
3. 1,555 - 1950
4. 1,704 - 1951
5. 1,733 - 1982
6. 1,745 - 1960
7. 1,825 - 1954
8. 1,826 - 1984
- 1958
10. 1,853 - 2007

Lowest Defensive Point Average

1. 46.5 - 1948
2. 47.6 - 1949
3. 58.7 - 2010
4. 59.8 - 1950
5. 60.5 - 2009
6. 61.8 - 2007
7. 61.9 - 2008
8. 64.2 - 1982
9. 65.2 - 1984
10. 66.3 - 2012

Highest Defensive Point Average

1. 89.6 - 1970
2. 85.6 - 1965
3. 84.8 - 1969
4. 84.1 - 1968
5. 84.0 - 1998
- 84.0 - 1989
7. 82.7 - 1971
8. 82.3 - 1993
9. 80.4 - 1978
10. 81.7 - 2017

Most Points Allowed

1. 2,695 - 2017
2. 2,688 - 1998
3. 2,395 - 2000
4. 2,367 - 2016
5. 2,363 - 2013
6. 2,359 - 1983
7. 2,354 - 1968
8. 2,351 - 1989
9. 2,331 - 1995
10. 2,329 - 1970

Most Rebounds

1. 1,653 - 1961
2. 1,615 - 1962
3. 1,477 - 1971
4. 1,476 - 1963
5. 1,451 - 1968
6. 1,290 - 1979
7. 1,264 - 1975
8. 1,261 - 2013
9. 1,248 - 1983
10. 1,236 - 2000

Rebound Average

1. 59.8 - 1962
2. 56.9 - 1961
3. 56.8 - 1971
4. 54.7 - 1972
5. 51.8 - 1968
6. 50.9 - 1963
7. 50.4 - 1964
8. 49.9 - 1970
9. 49.3 - 1965
10. 48.4 - 1966
- 1963

Blocked Shots

1. 211 - 2013
2. 182 - 2014
3. 172 - 1997
4. 165 - 1995
4. 165 - 1979
6. 157 - 1980
7. 144 - 1981
8. 139 - 2003
9. 123 - 2012
10. 119 - 2001

Steals

1. 345 - 1995
2. 337 - 1993
3. 299 - 1997
4. 290 - 1998
5. 274 - 2000
6. 249 - 1999
7. 245 - 1991
- 1981
9. 240 - 1983
10. 238 - 1994
- 1992

Turnovers

1. 630 - 1979
2. 543 - 1980
3. 542 - 1995
4. 537 - 1998
5. 519 - 1983
6. 518 - 1989
7. 505 - 2012
8. 494 - 1992
9. 486 - 2000
10. 470 - 1988

INDIVIDUAL GAME RECORDS

Points (35+ points)

61	Eddie House at California (2 OT), Jan. 8, 2000
46	Eddie House vs. San Diego State, Dec. 18, 1999
45	Paul Williams at USC, Mar. 10, 1983
42	Eddie House vs. Penn State, Dec. 29, 1999
40	Jahii Carson at UNLV, Nov. 19, 2013
	James Harden vs. UTEP, Nov. 30, 2008
	Eddie House vs. UCLA, Feb. 17, 2000
39	Ike Diogu vs. Stanford, Feb. 3, 2005
	Eddie House vs. UNLV, Dec. 5, 1998
	Stevin Smith vs. Oregon St., Jan. 27, 1994
38	Ike Diogu vs. McNeese State, Dec. 22, 2003
	Lafayette Lever vs. Arizona, Feb. 20, 1982
37	Mario Bennett at Washington, Mar. 2, 1995
	Kurt Nimphius vs. Oregon, Jan. 10, 1980
	Dave Hullman vs. Idaho, Dec. 29, 1969
	Ollie Payne vs. West Texas St., Feb. 13, 1961
	Larry Armstrong vs. UTEP, Jan. 9, 1962
36	James Harden at Oregon, Feb. 5, 2009
	Mike Batiste vs. Wagner, Nov. 19, 1997
	Steve Beck vs. BYU, Dec. 12, 1986
	Seabern Hill vs. BYU, Jan. 10, 1970
	Art Becker vs. Wichita St., Dec. 7, 1963
	Dave Graybill vs. San Jose St., Dec. 17, 1955
35	Ike Diogu vs. California, Feb. 5, 2005
	Stevin Smith at USC, Jan. 20, 1994
	Mario Bennett (Fr.) vs. Arizona, Feb. 20, 1992
	Byron Scott vs. Oregon St., Feb. 28, 1983
	Paul Stovall vs. New Mexico, Feb. 26, 1972
	Seabern Hill vs. Colorado St., Feb. 26, 1970
	Roger Dettler vs. Wyoming, Feb. 3, 1968
	Dennis Hamilton vs. Utah St., Jan. 23, 1965
	Freddie Lewis vs. Baylor, Dec. 17, 1964

Opponent Points

49	Casey Jacobsen (Stanford), Jan. 31, 2002
48	Flynn Robinson (Wyoming), Feb. 2, 1964
45	Stan Dodds (Wyoming), Feb. 28, 1970
43	Dave Stallworth (Wichita St.), Dec. 7, 1963
	Bill McGill (Utah), Dec. 2, 1961
42	Derrick Dial (Eastern Michigan), Dec. 28, 1997
	Dwight Davis (Houston), Dec. 11, 1971
41	Greg Anderson (Houston), Dec. 6, 1986
	Dennis Layton (USC), Dec. 24, 1970
40	Winford Boynes (San Francisco), Dec. 30, 1977
	Jerry Flake (SW Louisiana), Feb. 25, 1969
39	Jerryd Bayless (Arizona), Feb. 10, 2008

Field Goals

20	Paul Williams at USC, Mar. 10, 1983
18	Eddie House at California (2 OT), Jan. 8, 2000
	Eddie House vs. San Diego State, Dec. 18, 1999
17	Mario Bennett at Washington, Mar. 2, 1995
16	Jahii Carson at UNLV, Nov. 19, 2013
	Ike Diogu vs. Stanford, Feb. 3, 2005
	Alex Austin vs. Miami (Fla.), Jan. 20, 1990
	Seabern Hill vs. Colorado St., Feb. 26, 1970
	Seabern Hill vs. BYU, Jan. 10, 1970

Field Goal Attempts

31	Paul Williams at USC, Mar. 10, 1983
	Mark Wasley vs. Tulane, Dec. 22, 1973
30	Eddie House at NC State, Mar. 21, 2000
	Eddie House vs. Washington, Jan. 13, 2000
	Eddie House at California (2 OT), Jan. 8, 2000
	Seabern Hill vs. Seattle, Jan. 2, 1969
29	Eddie House vs. San Diego State, Dec. 18, 1999
	Lionel Hollins vs. Oregon, Dec. 28, 1974
	Dave Hullman vs. Loyola (L.A.), Dec. 4, 1974
	Seabern Hill vs. Arizona, Mar. 4, 1970
	Seabern Hill vs. Utah, Feb. 14, 1970
	Seabern Hill vs. Wyoming, Jan. 29, 1970
	Seabern Hill vs. BYU, Jan. 10, 1970
	Joe Caldwell vs. BYU, Feb. 15, 1963

Field Goal Percentage (min. 10 attempts)

100.0	Eric Boateng at Stanford (11-of-11), Feb. 25, 2010
	Tommy Smith vs. Washington (11-of-11), Feb. 10, 2001

Free Throws

18	Ike Diogu vs. Delaware State, Nov. 23, 2004
	Ike Diogu vs. Western Michigan, Dec., 30, 2003
	Eddie House at California (2 OT), Jan. 8, 2000
17	Ike Diogu at Washington, Feb. 24, 2005
	Alton Mason vs. Oregon State, Mar. 3, 2001
16	James Harden vs. BYU, Dec. 20, 2008
	Ike Diogu vs. Oregon State, Jan. 24, 2004
	Isaac Burton vs. BYU, Nov. 27, 1993
	Lafayette Lever vs. Arizona, Feb. 20, 1982
	Dave Graybill vs. San Jose, Dec. 17, 1955

Free Throw Attempts

23	Ike Diogu vs. Western Michigan, Dec., 30, 2003
	Mario Bennett vs. Washington St., Feb. 5, 1995
22	Ike Diogu vs. Oregon State, Jan. 24, 2004
21	James Harden vs. BYU, Dec. 20, 2008
	Ike Diogu vs. Delaware State, Nov. 23, 2004
	Dave Graybill vs. San Jose St., Dec. 17, 1955
19	Eddie House at California (2OT) Jan. 8, 2000
18	Jahii Carson vs. Oregon State, Feb. 6, 2014
	Ike Diogu at Washington, Feb. 24, 2005
	Jeremy Veal vs. Jackson State, Dec. 20, 1996
	Isaac Burton vs. BYU, Nov. 27, 1993
	Mario Bennett vs. Arizona, Feb. 20, 1992
	Lafayette Lever vs. Arizona, Feb. 20, 1982
	Lionel Hollins vs. UTEP, Feb. 22, 1975

Free Throws in Succession

36	Roger Dettler (over 13 games) 1969
35	Art Becker (over 8 games), 1963

Three-Point Field Goals

10	Stevin Smith vs. Oregon St., Jan. 27, 1994
	Stevin Smith vs. Oregon, Jan. 30, 1993
9	Steve Beck vs. Stanford, Feb. 28, 1987

Three-Point Field Goal Attempts

17	Stevin Smith vs. Cal St. Northridge, Dec. 17, 1993
	Stevin Smith vs. Oregon, Jan. 30, 1993
	Stevin Smith vs. UCLA, Jan. 9, 1993
16	Rihards Kuksiks vs. UCSB, Dec. 21, 2009
	Ty Abbott at California, Jan. 17, 2008
	Stevin Smith vs. USC, Feb. 19, 1994
	Stevin Smith vs. Oregon St., Jan. 27, 1994
15	Rihards Kuksiks vs. Oregon, Mar. 3, 2011
	Also two others

Rebounds

27	Mark Landsberger (13 points) vs. San Diego St., Dec. 3, 1976
26	Tony Cerkvenik (27 points) vs. Arizona, Mar. 4, 1963
	Art Becker (27 points) vs. BYU, Feb. 16, 1963
22	Art Becker (22 points) vs. Arizona, Feb. 9, 1963
21	Paul Stovall (34 points) vs. Utah, Feb. 11, 1962
	Gerhard Schreur (15 points) vs. Cal Poly-Pomona, Dec. 1, 1969
	Joe Caldwell (22 points) vs. Colorado St. Jan. 11, 1964
	Joe Caldwell (26 points) vs. Whittier, Dec. 1, 1962

Assists

16	Ahlon Lewis vs. Northern Arizona, Dec. 3, 1997
14	Ahlon Lewis vs. USC, Jan. 3, 1998
	Marcell Capers vs. California, Feb. 9, 1995
	Marcell Capers vs. USC, Jan. 19, 1995
	Lynn Collins vs. Montana St., Dec. 22, 1990
13	Jahii Carson vs. Texas Tech, Dec. 21, 2013
	Ahlon Lewis vs. Wagner, Nov. 19, 1997
	Lafayette Lever vs. Iowa, Dec. 6, 1980
	Lynn Collins vs. NAU, Nov. 29, 1990

Steals

8	Stevin Smith vs. Alaska-Anchorage, Jan. 2, 1993
	Stevin Smith vs. UC Santa Barbara, Mar. 19, 1992
	Lafayette Lever vs. UC-Irvine, Dec. 28, 1981
	Lafayette Lever vs. Washington, Feb. 9, 1981
7	James Harden vs. USC, Mar. 13, 2008
	Eddie House vs. Kansas State, Nov. 24, 1998
	Mike Redhair vs. Seattle Pacific, Dec. 18, 1989
	Alex Austin vs. San Francisco, Dec. 28, 1988
	Lafayette Lever vs. Arizona, Feb. 20, 1982

Blocked Shots

12	Jordan Bachynski vs. Cal-St.Northridge, Dec. 8, 2012
9	Jordan Bachynski vs. Oregon, Feb. 8, 2014
	Jordan Bachynski vs. C. Arkansas, Nov. 10, 2012
	Jordan Bachynski vs. Colorado, Jan. 61, 2013
8	Jordan Bachynski vs. Arizona, Feb. 14, 2014
	Jordan Bachynski at DePaul, Dec. 6, 2013
	Jeff Pendergraph vs. Southern Illinois, Mar. 20, 2008
	Rodger Farrington vs. Jacksonville, Nov. 22, 1996
	Rodger Farrington vs. Houston Baptist, Dec. 10, 1996
	Rodger Farrington vs. Oklahoma State, Dec. 7, 1996
	Mario Bennett vs. Old Dominion, Jan. 7, 1995
	Alton Lister vs. Harvard, Dec. 28, 1978



Ike Diogu shares the ASU single-game record for most free throws made (18) and attempted (23).

INDIVIDUAL SEASON RECORDS

Points

1. 736 – Eddie House, 2000
2. 724 – Ike Diogu, 2005
3. 713 – Byron Scott, 1983
4. 704 – James Harden, 2009
5. 666 – Jeremy Veal, 1998
6. 649 – Paul Williams, 1983
7. 647 – Jahii Carson, 2013
8. 617 – Mario Bennett, 1995
9. 615 – Ike Diogu, 2004
10. 614 – Jahii Carson, 2014
- 614 – Torian Graham, 2017
- 614 – Jahii Carson, 2014

Scoring Average

1. 23.0 – Eddie House, 2000
2. 22.8 – Ike Diogu, 2004
- 22.8 – Seabern Hill, 1970
4. 22.7 – Freddie Lewis, 1966
5. 22.6 – Ike Diogu, 2005
6. 21.8 – Paul Stovall, 1972
- Joe Caldwell, 1964
8. 21.6 – Byron Scott, 1983
9. 20.8 – Jeremy Veal, 1998
10. 20.5 – Dennis Dairman, 1965

Minutes Per Game

1. 39.0 – Kevin Kruger, 2006
2. 38.5 – Stevin Smith, 1993-94
3. 38.2 – Fat Lever, 1981-82
4. 38.1 – Freddie Lewis, 1965-66
5. 37.9 – Alex Austin, 1990
6. 37.5 – Jeremy Veal, 1997-98
- 37.5 – Paul Williams, 1981-82
8. 37.3 – Dwayne Fontana, 1993-94
9. 37.2 – Jahii Carson, 2013
- 37.2 – Eddie House, 1999-2000
- 37.2 – Seabern Hill, 1969-70

Field Goals

1. 283 – Byron Scott, 1983
2. 264 – Paul Williams, 1983
3. 263 – Eddie House, 2000
4. 247 – Mario Bennett, 1995
5. 244 – Jeremy Veal, 1998
- 244 – Seabern Hill, 1970
7. 239 – Joe Caldwell, 1963
8. 235 – Larry Armstrong, 1961
9. 231 – Jahii Carson, 2013
10. 231 – Joe Caldwell, 1964

Field Goal Attempts

1. 623 – Eddie House, 2000
2. 589 – Seabern Hill, 1970
3. 552 – Byron Scott, 1983
4. 541 – Larry Armstrong, 1961
5. 529 – Jeremy Veal, 1998
6. 521 – Joe Caldwell, 1964
7. 513 – Torian Graham, 2017
8. 507 – Paul Williams, 1983
9. 495 – Seabern Hill, 1969
10. 488 – Jahii Carson, 2013
11. 487 – Jahii Carson, 2014

Field Goal Percentage

1. 66.5 – Eric Boateng, 2010
2. 66.0 – Jeff Pendergraph, 2009
3. 63.0 – Trent Edwards, 1989
4. 62.6 – Eric Jacobsen, 2015
5. 60.9 – Kurt Nimphius, 1980
6. 60.8 – Ike Diogu, 2003
7. 59.3 – Jeff Pendergraph, 2008
7. 59.3 – Mario Bennett, 1994
9. 59.2 – Mario Bennett, 1995
10. 58.3 – Sam Williams, 1980
10. 58.3 – Kurt Nimphius, 1979

Free Throws

1. 248 – Ike Diogu, 2005
2. 243 – Ike Diogu, 2004
3. 204 – James Harden, 2009
4. 180 – Ike Diogu, 2003
5. 173 – Freddie Lewis, 1966
6. 169 – James Harden, 2008
7. 156 – Jahii Carson, 2014
8. 154 – Bobby Lazor, 1999
9. 152 – Tra Holder, 2017
9. 152 – Jahii Carson, 2013

Free Throw Attempts

1. 311 – Ike Diogu, 2005
2. 298 – Ike Diogu, 2004
3. 270 – James Harden, 2009
4. 245 – Ike Diogu, 2003
5. 234 – Mario Bennett, 1995
6. 224 – James Harden, 2008
7. 217 – Jahii Carson, 2014
8. 215 – Tony Cerkvenik, 1961
9. 213 – Paul Stovall, 1972
10. 212 – Freddie Lewis, 1966

Free Throw Percentage

1. 87.7 – Bryson Krueger, 2006
2. 87.5 – Chris Beasley, 1984
3. 87.4 – Stevin Smith, 1992
4. 86.3 – Derek Glasser, 2010
- 86.3 – Alex Austin, 1989
6. 85.9 – James Holliman, 1977
7. 84.1 – Derek Glasser, 2008
8. 84.0 – Isaac Burton, 1994
- Rick Taylor, 1978
10. 83.9 – Art Becker, 1963

Rebounds

1. 415 – Tony Cerkvenik, 1961
2. 359 – Mark Landsberger, 1977
3. 351 – Paul Stovall, 1972
4. 330 – Joe Caldwell, 1964
5. 327 – Obinna Oleka, 2017
6. 325 – Art Becker, 1963
7. 314 – Joe Caldwell, 1963
8. 312 – Ike Diogu, 2005
- Tony Cerkvenik, 1962
- Jerry Hahn, 1961

Rebound Average

1. 14.4 – Mark Landsberger, 1977
2. 14.3 – Tony Cerkvenik, 1961
3. 13.5 – Paul Stovall, 1972
4. 12.2 – Joe Caldwell, 1964
- Tony Cerkvenik, 1962
6. 11.9 – Al Nealey, 1960
7. 11.4 – Paul Stovall, 1971
8. 11.2 – Gerhard Schreuer, 1970
- Art Becker, 1963
10. 10.8 – Joe Caldwell, 1963
- Jerry Hahn, 1961

Assists

1. 294 – Ahlon Lewis, 1998
2. 233 – Marcell Capers, 1995
3. 200 – Marcell Capers, 1993
4. 185 – Mike Redhair, 1990
5. 177 – Jahii Carson, 2013
- 177 – Lynn Collins, 1992
7. 162 – Derek Glasser, 2009
8. 158 – Derek Glasser, 2010
9. 156 – Lynn Collins, 1991
10. 153 – Jahii Carson, 2014



Byron Scott scored averaged 21.6 points in 1982-83. The Sun Devil Hall-of-Famer was inducted into the Pac-10 Hall of Honor in 2002 and was the NBA Coach of the Year in 2007-08.

Steals

1. 76 – Lafayette Lever, 1982
2. 74 – Eddie House, 2000
- 74 – Lafayette Lever, 1981
4. 73 – James Harden, 2008
- 73 – Marcell Capers, 1993
6. 70 – Stevin Smith, 1994
- Stevin Smith, 1993
8. 69 – Ron Riley, 1995
9. 66 – Marcell Capers, 1995
- Stevin Smith, 1992

Blocked Shots

1. 133 – Jordan Bachynski, 2014
2. 120 – Jordan Bachynski, 2013
3. 115 – Mario Bennett, 1995
4. 113 – Rodger Farrington, 1997
5. 75 – Ike Diogu, 2005
6. 69 – Tommy Smith, 2003
7. 56 – Jeff Pendergraph, 2008
8. 55 – Mario Bennett, 1992
- Alton Lister, 1980
20. 51 – Mike Batiste, 1998

Turnovers

1. 159 – Ahlon Lewis, 1998
2. 124 – Jahii Carson, 2013
3. 118 – James Harden, 2009
4. 116 – Jahii Carson, 2014
5. 116 – Lafayette Lever, 1980
6. 115 – Ike Diogu, 2005
7. 110 – Byron Scott, 1983
8. 108 – Marcell Capers, 1995
9. 102 – Trent Edwards, 1989
10. 101 – Mario Bennett, 1995

Three-Pointers Made

1. 113 – Stevin Smith, 1993
2. 108 – Torian Graham, 2017
3. 96 – Stevin Smith, 1994
4. 93 – Rihards Kuksiks, 2009
5. 84 – Jonathan Gilling, 2013
6. 83 – Alex Austin, 1990
7. 82 – Jermaine Marshall, 2014
8. 81 – Rihards Kuksiks, 2010
- 81 – Kevin Kruger, 2006
9. 80 – Ron Riley, 1995
10. 78 – Ty Abbott, 2010

Three-Pointers Attempted

1. 300 – Stevin Smith, 1993
2. 279 – Torian Graham, 2017
3. 260 – Stevin Smith, 1994
4. 235 – Alex Austin, 1990
5. 229 – Jonathan Gilling, 2013
6. 222 – Ron Riley, 1995
7. 217 – Ron Riley, 1993
8. 215 – Ty Abbott, 2008
9. 212 – Stevin Smith, 1992
10. 211 – Rihards Kuksiks, 2010
11. 210 – Rihards Kuksiks, 2009

Three-Point Percentage

1. 51.3 – Matt Anderson, 1989 (41-of-80)
2. 45.3 – Tarence Wheeler, 1988 (58-of-128)
3. 44.9 – Bobby Thompson, 1987 (31-of-69)
4. 44.3 – Rihards Kuksiks, 2009 (93-of-210)
- 44.3 – Jeremy Veal, 1997 (58-of-131)
6. 43.8 – Alex Austin, 1989 (49-of-112)
7. 43.5 – Bryson Krueger, 2005 (40-of-92)
8. 43.4 – Jon Gilling, 2014 (66-of-152)
9. 43.0 – Jon Gilling, 2015 (55-of-128)
10. 42.2 – Kenny Crandall, 2002 (35-of-83)



Jeremy Veal, a 2008 ASU Hall of Fame inductee, scored 1,984 points in his ASU career and posted seven straight 20-point games in his senior season.

INDIVIDUAL CAREER RECORDS

Points

- 2,044 – Eddie House '96-2000
- 1,984 – Jeremy Veal, '94-98
- 1,946 – Ike Diogu, '02-05
- 1,834 – Ron Riley, '92-96
- 1,673 – Stevin Smith, '90-94
- 1,588 – Jeff Pendergraph, '05-09
- 1,572 – Byron Scott, '79-83
- 1,549 – Steve Beck, '84-87
- 1,539 – Seabern Hill, '67-70
- 1,515 – Joe Caldwell, '61-64
- 1,455 – Paul Williams, '79-83
- 1,393 – Larry Armstrong, '59-62
- 1,368 – Mario Bennett, '91-95
- 1,330 – Ty Abbott, '07-11
- 1,329 – Alex Austin, '86-90
- 1,309 – James Harden, '07-09
- 1,304 – Al Nealey, '57-60
- 1,284 – Art Becker, '61-64
- 1,282 – Tony Zeno, '75-79
- 1,268 – Arthur Thomas, '85-88

Scoring Average (Completed Careers)

- 21.4 – Ike Diogu, '02-05
- 19.2 – Seabern Hill, '67-70
- 19.0 – James Harden, '07-09
- 18.5 – Jahii Carson, '12-14
- 18.2 – Joe Caldwell, '61-64
- 17.5 – Byron Scott, '79-83
- 17.4 – Al Nealey, '57-60
- 16.5 – Eddie House, '96-2000
- 16.4 – Larry Armstrong, '59-62
- 16.3 – Jeremy Veal, '94-98

Field Goals

- 763 – Eddie House, '96-2000
- 711 – Jeremy Veal, '94-98
- 651 – Ron Riley, '92-96
- 646 – Byron Scott, '79-83
- 637 – Seabern Hill, '67-70
- 617 – Ike Diogu, '02-05
- 611 – Jeff Pendergraph, '05-09
- 611 – Joe Caldwell, '61-64
- 603 – Steve Beck, '84-87
- 590 – Paul Williams, '79-83

Field Goal Percentage (Completed Careers)

- 64.4 – Eric Boateng (197-306), '07-10
- 58.7 – Mario Bennett, '91-95
- 58.6 – Kurt Nimphius, '76-80
- 58.0 – Jeff Pendergraph, '05-09
- 57.6 – Eric Jacobsen (239-415), '12-16
- 57.1 – Ike Diogu (617-1080), '02-05
- 56.9 – Emory Lewis, '87-91
- 56.0 – Jordan Bachynski (354-of-632), '10-14
- 55.9 – Isaac Austin, '90-91
- 55.6 – Lester Neal, '91-93

Free Throws

- 671 – Ike Diogu, '02-05
- 374 – Tra Holder, '14-18
- 373 – James Harden, '07-09
- 366 – Jeff Pendergraph, '05-09
- 362 – Royce Youree, '55-58
- 341 – Tom Futch, '53-56
- 338 – Jeremy Veal, '94-98
- 327 – Arthur Thomas, '85-88
- 316 – Stevin Smith, '90-94
- 308 – Jahii Carson, '12-14

Free Throw Percentage (Completed Careers)

- 83.8 – Derek Glasser, '06-10
- 81.5 – Alex Austin, '86-90
- 81.4 – Rick Taylor, '74-78
- 81.3 – Dennis Hamilton, '63-66
- 81.2 – Kevin Kruger, '03-06
- 81.0 – Steve Beck, '84-87
- 80.9 – Isaac Burton, '93-95
- 79.8 – Eddie House, '96-2000
- 79.7 – Roger Dettter, '66-69
- Art Becker, '61-64

Three-Point Field Goals

- 323 – Stevin Smith, '90-94
- 280 – Rihards Kuksiks, '07-11
- 273 – Ty Abbott, '07-11
- 263 – Ron Riley, '92-96
- 258 – Jon Gilling, '11-15
- 250 – Eddie House, '96-2000
- 224 – Jeremy Veal, '94-98
- 181 – Kevin Kruger, '03-06
- 156 – Tarence Wheeler, '87-91
- 149 – Derek Glasser, '06-10

Three-Point Attempts

- 891 – Stevin Smith, '90-94
- 831 – Ron Riley, '92-96
- 757 – Ty Abbott, '07-11
- 696 – Rihards Kuksiks, '07-11
- 683 – Eddie House, '96-2000
- 638 – Jon Gilling, '11-15
- 564 – Jeremy Veal, '94-98
- 482 – Kevin Kruger, '03-06
- 409 – Derek Glasser, '06-10
- 378 – Tarence Wheeler, '87-91

Three-Point Percentage (Completed Careers)

- .435 – Matt Anderson, '88-91
- .413 – Tarence Wheeler, '87-91
- .409 – Steve Beck, '84-87
- .404 – Jon Gilling, '11-15
- .402 – Rihards Kuksiks, '07-11
- .397 – Jeremy Veal, '94-98
- .385 – Jamal Hill, '02-04
- .384 – Alex Austin, '86-90
- .376 – James Harden, '07-09
- .376 – Kevin Kruger, '03-06

Rebounds

- 1,022 – Tony Cerkvenik, '60-63
- 942 – Jeff Pendergraph, '05-09
- 929 – Joe Caldwell, '61-64
- 836 – Tony Zeno, '76-79
- 802 – Ike Diogu, '02-05
- 780 – Al Nealey, '57-60
- 776 – Alton Lister, '78-81
- 724 – Art Becker, '61-64
- 700 – Gerhard Schreur, '67-70
- 675 – Mario Bennett, '91-95

Rebound Average (Completed Careers)

- 12.3 – Tony Cerkvenik, '60-63
- 10.3 – Al Nealey, '57-60
- 10.2 – Joe Caldwell, '61-64
- 9.1 – Gerhard Schreur, '67-70
- 9.0 – Art Becker, '61-64
- 8.8 – Ike Diogu, '02-05
- 8.3 – Bobby Lazor, '97-99
- 8.2 – Alton Lister, '78-81
- 8.2 – Lester Neal, '91-93
- 7.9 – Bob Edwards, '66-69

Assists


- 551 – Derek Glasser, '06-10
- 454 – Bobby Thompson, '83-87
- 444 – Lafayette Lever, '78-82
- 437 – Marcell Capers, '92-95
- 416 – Stevin Smith, '90-94
- 413 – Jeremy Veal, '94-98
- 405 – Eddie House, '96-2000
- 384 – Jason Braxton, '01-05
- 377 – Johnny Nash, '76-81
- 371 – Ahlon Lewis, '96-98

Steals

- 258 – Eddie House, '96-2000
- 246 – Stevin Smith, '90-94
- 236 – Lafayette Lever, '78-82
- 202 – Ron Riley, '92-96
- 166 – Jason Braxton, '01-05
- 158 – Jeremy Veal, '94-98
- 152 – Alton Mason, '98-2001
- 150 – Byron Scott, '79-83
- 141 – Marcell Capers, '92-95
- 133 – Ty Abbott, '07-11

Blocked Shots

- 314 – Jordan Bachynski, '10-14
- 191 – Mario Bennett, '91-95
- 167 – Tommy Smith, '99-03
- 160 – Rodger Farrington, '95-97
- 153 – Ike Diogu, '02-05
- 148 – Alton Lister, '78-82
- 131 – Jeff Pendergraph, '05-09
- 93 – Kurt Nimphius, '76-80
- 88 – Eric Jacobsen, '12-16
- 83 – Sam Williams, '78-81
- 83 – Mike Batiste, '96-99



Royce Youree (B.A., Education, 1960; M.A., Education, 1963) was inducted into the ASU Hall of Fame in 1995 and was ASU's Pac-10 Hall of Honor inductee in 2009.

Starts

- 120 – Jeff Pendergraph, '05-09
- 119 – Ty Abbott, '07-11
- 114 – Eddie House, '96-2000
- 109 – Ron Riley, '92-96
- 104 – Derek Glasser, '06-10
- 102 – Jason Braxton, '01-05
- 100 – Alex Austin, '86-90
- 98 – Rihards Kuksiks, '07-11
- 96 – Steve Beck, '83-87
- 92 – Chad Prewitt, '98-02

Games

- 132 – Jon Gilling, '11-15
- 131 – Derek Glasser, '06-10
- 130 – Eric Jacobsen, '12-16
- 130 – Ty Abbott, '07-11
- 129 – Jerren Shipp, '06-10
- 126 – Jeff Pendergraph, '05-09
- 124 – Eddie House, '96-2000
- 122 – Jordan Bachynski, '10-14
- 122 – Jamelle McMillan, '07-11
- 122 – Kyle Dodd, '99-2003
- 122 – Shawn Redhage, '99-2003
- 122 – Tommy Smith, '99-2003
- 122 – Jeremy Veal, '94-98

TWO-YEAR CAREER RECORDS

Points

- 1,309 – James Harden, '07-09
- 1,261 – Jahii Carson, '12-14
- 1,077 – Bobby Lazor, '97-99
- 989 – Paul Stovall, '70-72
- 963 – Freddie Lewis, '64-66
- 951 – Lionel Hollins, '73-75
- 915 – Isaac Austin, '89-91
- 910 – Jim Newman, '56-58
- 855 – Isaac Burton, '93-95
- 853 – Curtis Millage, '01-03

Scoring Average

- 19.0 – James Harden, '07-09
- 19.0 – Paul Stovall, '70-72
- 18.5 – Jahii Carson, '12-14
- 18.2 – Freddie Lewis, '64-66
- 17.4 – Bobby Lazor, '97-99
- 17.0 – Lionel Hollins, '73-75
- 15.9 – Jim Newman, '56-58
- 15.0 – Isaac Austin, '89-91
- 14.7 – Curtis Millage, '01-03
- 14.7 – Bill Kennedy, '70-72

Rebounds

- 647 – Paul Stovall, '70-72
- 553 – Jerry Hahn, '60-62
- 512 – Bobby Lazor, '97-99
- 484 – Lester Neal, '91-93
- 454 – Isaac Austin, '89-91

- 403 – Ken Gray, '72-74
- 374 – James Harden, '07-09
- 373 – Rhea Taylor, '70-72
- 345 – Mike Lange, '65-67
- 344 – Freddie Lewis, '64-66

Rebound Average

- 12.4 – Paul Stovall, '70-72
- 10.0 – Jerry Hahn, '60-62
- 8.3 – Bobby Lazor, '97-99
- 8.2 – Lester Neal, '91-93
- 7.6 – Mike Lange, '65-67
- 7.4 – Isaac Austin, '89-91
- 7.3 – Ken Gray, '72-74
- 7.2 – Rhea Taylor, '70-72
- 6.5 – Freddie Lewis, '64-66

Field Goals

- 442 – Jahii Carson, '12-14
- 417 – James Harden, '07-09
- 388 – Lionel Hollins, '73-75
- 379 – Bobby Lazor, '97-99
- 375 – Paul Stovall, '70-72
- 353 – Isaac Austin, '89-91
- 341 – Freddie Lewis, '64-66
- 325 – Paul Howard, '58-60
- 309 – Bill Kennedy, '70-72
- 308 – Rhea Taylor, '70-72



James Harden, a first-team consensus All-America pick in 2008-2009, averaged 19.0 points in his two-year career at Arizona State and also dished out 258 assists and posted 132 steals.

Field Goal Percentage

- 60.1 – Trent Edwards, '87-89
- 55.9 – Isaac Austin, '89-91
- 55.6 – Lester Neal, '91-93
- 52.4 – Paul Stovall, '70-72
- 52.3 – Bobby Lazor, '97-99
- 52.0 – Ken Gray, '72-74
- 51.4 – Rudy White, '71-73
- 50.7 – Jerry Hahn, '60-62
- 50.6 – James Harden, '07-09
- 50.6 – Bill Kennedy, '70-72

Free Throws

- 373 – James Harden, '07-09
- 308 – Jahii Carson, '12-14
- 283 – Bobby Lazor, '97-99
- 281 – Freddie Lewis, '64-66
- 239 – Paul Stovall, '70-72
- 209 – Isaac Austin, '89-91
- 208 – Isaac Burton, '93-95
- 202 – Jim Newman, '56-68
- 183 – Curtis Millage, '01-03
- 175 – Lionel Hollins, '73-75

Free Throw Percentage

- 81.6 – Roy Joshua, '77-79
- 81.2 – Chris Beasley, '82-84
- 80.9 – Isaac Burton, '93-95
- 79.4 – Freddie Lewis, '64-66
- 79.1 – Jamal Hill, '02-04
- 77.7 – Ahlon Lewis, '96-98
- 76.3 – Bobby Lazor, '97-99
- 75.8 – Bill Kennedy, '70-72
- 75.5 – James Harden, '07-09
- 73.8 – Steve Moore, '03-05

Assists

- 437 – Marcell Capers, '92-95
- 371 – Ahlon Lewis, '96-98
- 333 – Lynn Collins, '90-92
- 330 – Jahii Carson, '12-14
- 258 – James Harden, '07-09

Blocks

- 160 – Rodger Farrington, '95-97
- 60 – Bobby Lazor, '97-99



Curtis Millage (B.I.S., Education and Family Studies, 2006) had one of the best two-year careers in ASU history and helped lead ASU to the 2003 NCAA Tournament. He averaged 14.7 points in his career.

SUN DEVIL FRESHMAN RECORDS

Points Per Game

- 19.0 – Ike Diogu, 2002-03
- 18.5 – Jahii Carson, 2012-13
- 17.8 – James Harden, 2007-08
- 15.4 – Jamal Faulkner, 1990-91
- 13.6 – Byron Scott, 1979-80
- 13.0 – Ron Riley, 1992-93
- 12.6 – Eddie House, 1996-97
- 12.5 – Mario Bennett, 1991-92
- 12.0 – Christian Polk, 2006-07

Rebounds Per Game

- 7.8 – Ike Diogu, 2002-03
- 6.8 – Mario Bennett, 1991-92
- 6.2 – Jamal Faulkner, 1990-91
- 6.1 – Jeff Pendergraph, 2005-06
- 5.8 – Johnny Nash, 1976-77
- 5.4 – Kyle Cain, 2010-11
- 5.3 – James Harden, 2007-08
- 5.2 – Chris Sandle, 1984-85
- 4.9 – Mark Carlino, 1985-86
- 4.9 – Eric Holloway, 1983-84

Field Goal Percentage (minimum 100 attempts)

- .608 – Ike Diogu, 2002-03 (209-of-344)
- .574 – Mario Bennett, 1991-92 (159-of-277)
- .570 – Dwayne Fontana, 1990-91 (102-of-179)
- .568 – Eric Holloway, 1983-84 (79-of-139)
- .545 – Kyle Cain, 2010-11 (78-of-143)
- .527 – James Harden, 2007-08 (196-of-372)
- .520 – Shawn Redhage, 1999-2000 (103-of-198)
- .500 – Byron Scott, 1979-80 (66-of-132)
- .494 – Jeff Pendergraph, 2005-06 (115-of-233)
- .492 – Jamal Faulkner, 1990-91 (189-of-384)

Free Throw Percentage (minimum 35 attempts)

- .851 – Steve Beck, 1983-84 (63-of-74)
- .831 – Shawn Redhage, 1999-2000 (59-of-71)
- .825 – Jeremy Veal, 1994-95 (33-of-40)
- .821 – Johnny Nash, 1976-77 (55-of-67)
- .795 – Kevin Kruger, 2003-04 (35-of-44)
- .791 – Christian Polk, 2006-07 (34-of-43)
- .778 – Derek Glasser, 2006-07 (34-of-45)
- .754 – James Harden, 2007-08 (169-of-224)
- .737 – Fat Lever, 1978-79 (28-of-38)
- .735 – Ike Diogu, 2002-03 (180-of-245)

Three-Pointers Made

- 76 – Ty Abbott, 2007-08
- 66 – Ron Riley, 1992-93
- 64 – Christian Polk, 2006-07
- 57 – Eddie House, 1996-97
- 53 – Jonathan Gilling, 2011-12
- 44 – James Harden, 2007-08
- 44 – Gee Gervin, 1996-97
- 44 – Jeremy Veal, 1994-95
- 40 – Stevin Smith, 1990-91
- 39 – Kenny Crandall, 1998-99

Blocks (1978-79 to present)

- 55 – Mario Bennett, 1991-92
- 33 – Jamal Faulkner, 1990-91
- 31 – Ike Diogu, 2002-03
- 24 – Shawn Redhage, 1999-2000
- 23 – Jeff Pendergraph, 2005-06
- 21 – Tommy Smith, 1999-2000
- 20 – Jordan Bachynski, 2010-11
- 19 – James Harden, 2007-08

Total Points

647 – Jahii Carson, 2013

Field Goals Made

231 – Jahii Carson, 2013

Field Goals Attempted

488 – Jahii Carson, 2013

Free Throws Attempted

245 – Ike Diogu, 2003

224 – James Harden, 2008

140 – Mario Bennett, 1992

Free Throws Made

180 – Ike Diogu, 2003

Three-Point Field Goals Attempted

217 – Ron Riley, 1993

215 – Ty Abbott, 2008

Rebounds

249 – Ike Diogu, 2003

Steals

73 – James Harden, 2008

59 – Eddie House, 1997

Games Played

35 – Jahii Carson, 2013

Minutes Played

1,303 – Jahii Carson, 2013

- 17 – Ron Riley, 1992-93
- 13 – Ruslan Pateev, 2009-10
- 13 – Ty Abbott, 2007-08
- 13 – Sylvester Seay, 2005-06
- 13 – Jim Deines, 1981-82

Games Started

- 35 – Jahii Carson, 2012-13
- 34 – Ty Abbott, 2007-08
- 33 – James Harden, 2007-08
- 32 – Ike Diogu, 2002-03
- 28 – Shawn Redhage, 1999-2000
- 28 – Jamal Faulkner, 1990-91
- 27 – Byron Scott, 1979-80
- 27 – Johnny Nash, 1976-77
- 26 – Christian Polk, 2006-07
- 26 – Ron Riley, 1992-93

Minutes Per Game

- 37.5 – Jahii Carson, 2012-13
- 34.1 – James Harden, 2007-08
- 32.7 – Ty Abbott, 2007-08
- 32.3 – Byron Scott, 1979-80
- 32.2 – Ike Diogu, 2002-03
- 30.0 – Jerren Shipp, 2006-07
- 29.5 – Eddie House, 1996-97
- 29.4 – Christian Polk, 2006-07
- 29.1 – Jamal Faulkner, 1990-91
- 28.6 – Johnny Nash, 1976-77

Minutes Per Game (Pac-10/12 Games)

- 35.9 – James Harden, 2007-08
- 34.8 – Ty Abbott, 2007-08
- 34.2 – Byron Scott, 1979-80

- 33.3 – Ike Diogu, 2002-03
- 32.2 – Derek Glasser, 2006-07
- 32.1 – Jamal Faulkner, 1990-91
- 31.9 – Jonathan Gilling, 2011-12
- 31.4 – Steve Beck, 1983-84
- 30.5 – Tra Holder, 2014-15
- 30.2 – Christian Polk, 2006-07

Assists

- 177 – Jahii Carson, 2013
- 115 – Tra Holder, 2015
- 114 – Bobby Thompson, 1984
- 110 – James Harden, 2008
- 108 – Eddie House, 1997

Single-Game Points (27 or more points)

- 35 – Mario Bennett vs. #5 Arizona, Feb. 20, 1992
- 31 – Byron Scott vs. #18 Arizona, Feb. 23, 1980
- 30 – Ty Abbott vs. California, Feb. 16, 2008
- 29 – Jamal Faulkner vs. #2 Arkansas (NCAA), Mar. 17, 1991
- 27 – James Harden at California, Jan. 17, 2008
- 27 – Ike Diogu vs. Oregon (Pac-10 Tournament), Mar. 13, 2003
- 27 – Ike Diogu at #9 Oregon, Jan. 4, 2003
- 27 – Ike Diogu vs. Lafayette, Nov. 30, 2002
- 27 – Jamal Faulkner at Oregon, Feb. 28, 1991
- 27 – Byron Scott vs. Arizona, Dec. 27, 1979

Single-Game Rebounds

- 18 – Ike Diogu vs. Oregon (Pac-10 Tournament), Mar. 13, 2003
- 17 – Mario Bennett vs. Oregon, Feb. 1, 1992
- 14 – Ike Diogu vs. Oregon Mar. 6, 2003
- 14 – Ike Diogu vs. Stanford, Feb. 1, 2003
- 13 – Mario Bennett vs. Lamar, Nov. 26, 1991
- 13 – James Harden vs. Alabama State, Mar. 17, 2008
- 13 – Wilfried Fameni vs. UC-Riverside, Nov. 29, 2003
- 13 – Ike Diogu vs. California, Jan. 30, 2003
- 13 – Okeme Oziwo vs. Texas Southern, Nov. 25, 1995
- 13 – Mark Carlino vs. Washington State, Feb. 27, 1986
- 13 – Mark Carlino vs. UCLA, Feb. 15, 1986
- 13 – Eric Holloway at Oklahoma, Dec. 10, 1983

SUN DEVIL PAC-12 ALL-FRESHMEN SELECTIONS

Tra Holder.....	2014-15
Jahii Carson (Freshman of the Year)	2012-13
Trent Lockett	2009-10
James Harden	2007-08
Jeff Pendergraph.....	2005-06
Ike Diogu (Freshman of the Year)	2002-03
Eddie House.....	1996-97
Ron Riley.....	1992-93
Mario Bennett.....	1991-92
Dwayne Fontana.....	1990-91
Jamal Faulkner (Freshman of the Year)	1990-91
Chris Sandle	1984-85
Steve Beck.....	1983-84
Byron Scott (Freshman of the Year).....	1979-80

ANNUAL SUN DEVIL LEADERS

Scoring

Year	Player	G	FG	FT	Pts.	Avg.	Year	Player	G	FG	FT	Pts.	Avg.
1952-53	Lester Dean	25	120	87	327	13.1	1983-84	Chris Beasley	28	200	112	512	18.3
1953-54	Dick Daugherty	23	152	75	379	16.5	1984-85	Steve Beck	27	117	69	303	11.2
1954-55	Don Weischedel	24	99	126	324	15.9	1985-86	Steve Beck	28	162	94	418	14.9
1955-56	Royce Youree	26	121	121	363	13.9	1986-87	Steve Beck	28	208	72	533	19.0
1956-57	Jim Newman	25	138	113	389	15.6	1987-88	Arthur Thomas	29	149	85	411	14.2
1957-58	Jim Newman	26	166	89	421	16.1	1988-89	Trent Edwards	28	208	130	547	19.5
1958-59	Al Nealey	26	181	100	462	17.7	1989-90	Alex Austin	31	184	108	559	18.0
1959-60	Al Nealey	23	180	63	423	18.4	1990-91	Isaac Austin	30	189	112	490	16.2
1960-61	Larry Armstrong	29	235	107	577	19.9	1991-92	Jamal Faulkner	29	139	45	365	12.6
1961-62	Larry Armstrong	27	185	95	465	17.2	1992-93	Stevin Smith	27	171	85	540	20.0
1962-63	Joe Caldwell	29	239	93	571	19.7	1993-94	Stevin Smith	28	159	103	517	18.5
1963-64	Joe Caldwell	27	231	127	589	21.8	1994-95	Mario Bennett	33	247	115	617	18.7
1964-65	Dennis Dairman	27	220	114	554	20.5	1995-96	Ron Riley	27	186	113	543	20.1
1965-66	Freddie Lewis	26	209	173	591	22.7	1996-97	Jeremy Veal	30	199	106	562	18.7
1966-67	Randy Lindner	26	140	46	326	12.5	1997-98	Jeremy Veal	32	244	122	666	20.8
1967-68	Seabern Hill	28	172	74	418	14.9	1998-99	Eddie House	30	206	91	568	18.9
1968-69	Seabern Hill	26	221	86	528	20.2	1999-00	Eddie House	32	263	137	736	23.0
1969-70	Seabern Hill	26	244	105	593	22.8	2000-01	Alton Mason	29	125	106	390	13.4
1970-71	Paul Stovall	26	162	99	423	16.3	2001-02	Chad Prewitt	29	166	127	493	17.0
1971-72	Paul Stovall	26	213	140	566	21.3	2002-03	Ike Diogu	32	209	180	607	19.0
1972-73	Mike Contreras	28	188	91	497	16.7	2003-04	Ike Diogu	27	179	243	615	22.8
1973-74	Lionel Hollins	27	194	79	467	17.3	2004-05	Ike Diogu	32	229	248	724	22.6
1974-75	Lionel Hollins	29	194	96	484	16.7	2005-06	Kevin Kruger	28	120	98	419	15.0
1975-76	Scott Lloyd	27	190	105	489	18.1	2006-07	Jeff Pendergraph	30	145	73	363	12.1
1976-77	Mark Landsberger	25	170	89	429	17.2	2007-08	James Harden	34	196	169	605	17.8
1977-78	Blake Taylor	27	174	56	390	14.1	2008-09	James Harden	35	221	204	704	20.1
1978-79	Tony Zeno	30	154	57	365	12.2	2009-10	Rihards Kuksiks	33	134	49	398	12.1
1979-80	Kurt Nimphius	29	185	110	480	16.6	2010-11	Trent Lockett	29	146	88	390	18.8
1980-81	Byron Scott	28	197	70	464	16.6	2011-12	Trent Lockett	25	107	91	326	13.0
1981-82	Paul Williams	27	189	82	460	17.0	2012-13	Jahii Carson	35	231	152	647	18.5
1982-83	Byron Scott	33	283	147	713	21.6	2013-14	Jahii Carson	33	211	156	614	18.6
							2014-15	Shaq McKissic	34	145	91	423	12.4

Rebounding

Year	Player	G	Reb.	Avg.	Year	Player	G	Reb.	Avg.
1952-53	Lester Dean	25	108	4.3	1983-84	Jim Deines	28	189	6.8
1953-54	Not Available				1984-85	Jim Deines	27	171	6.3
1954-55	Not Available				1985-86	Mark Carlino	27	133	4.9
1955-56	Not Available				1986-87	Tarre Isiah	28	173	6.2
1956-57	Garth Wilson	12	132	11.0	1987-88	Mark Becker	27	148	5.5
1957-58	Al Nealey	26	238	9.1	1988-89	Trent Edwards	28	230	8.2
1958-59	Al Nealey	26	269	10.3	1989-90	Alex Austin	31	239	7.7
1959-60	Al Nealey	23	273	11.9	1990-91	Isaac Austin	30	262	8.7
1960-61	Tony Cerkvenik	29	415	14.3	1991-92	Lester Neal	31	232	7.5
1961-62	Tony Cerkvenik	26	312	12.2	1992-93	Lester Neal	28	252	9.0
1962-63	Art Becker	29	325	11.2	1993-94	Dwayne Fontana	28	240	8.6
1963-64	Joe Caldwell	27	330	12.2	1994-95	Mario Bennett	33	271	8.2
1964-65	Dennis Hamilton	27	216	8.0	1995-96	Ron Riley	27	177	6.1
1965-66	Dennis Hamilton	26	220	8.5	1996-97	Rodger Farrington	27	193	7.1
1966-67	Bob Edwards	26	188	7.2	1997-98	Bobby Lazor	32	251	7.8
1967-68	Bob Edwards	28	238	8.5	1998-99	Bobby Lazor	30	261	8.7
1968-69	Gerhard Schreur	26	211	8.5	1999-00	Awvee Storey	32	243	7.6
1969-70	Gerhard Schreur	26	292	11.2	2000-01	Awvee Storey	29	263	9.1
1970-71	Paul Stovall	26	296	11.4	2001-02	Chad Prewitt	29	211	7.3
1971-72	Paul Stovall	26	351	13.5	2002-03	Ike Diogu	32	249	7.8
1972-73	Ron Kennedy	27	234	8.7	2003-04	Ike Diogu	27	241	8.9
1973-74	Mark Wasley	27	186	6.9	2004-05	Ike Diogu	32	312	9.8
1974-75	Jack Schrader	29	215	7.4	2005-06	Jeff Pendergraph	27	165	6.1
1975-76	Scott Lloyd	27	208	7.7	2006-07	Jeff Pendergraph	30	272	9.1
1976-77	Mark Landsberger	25	359	14.4	2007-08	Jeff Pendergraph	34	218	6.4
1977-78	Tony Zeno	27	235	8.7	2008-09	Jeff Pendergraph	35	287	8.2
1978-79	Tony Zeno	30	277	9.2	2009-10	Eric Boateng	33	239	7.2
1979-80	Kurt Nimphius	29	277	9.6	2010-11	Kyle Cain	31	170	5.5
1980-81	Alton Lister	26	251	9.7	2011-12	Trent Lockett	25	145	5.8
1981-82	Paul Williams	27	157	5.8	2012-13	Carrick Felix	35	285	8.0
1982-83	Paul Williams	33	233	7.1	2013-14	Jordan Bachynski	33	272	8.2
					2014-15	Savon Goodman	25	189	7.6

Field Goal Percentage

Year	Player	G	FGA	FGM	Pct.	Year	Player	G	FGA	FGM	Pct.
1952-53	Bradley Morris	25	165	86	.485	1983-84	Eric Holloway	26	139	79	.568
1953-54	Don Weischedel	23	163	74	.430	1984-85	Jim Deines	27	169	91	.539
1954-55	Don Weischedel	24	227	99	.436	1985-86	Arthur Thomas	28	123	236	.521
1955-56	Tom Futch	20	141	63	.446	1986-87	Arthur Thomas	27	285	140	.491
1956-57	Jim Newman	25	308	138	.448	1987-88	Eric Holloway	25	241	128	.531
1957-58	Jim Newman	26	330	166	.508	1988-89	Trent Edwards	28	330	208	.630
1958-59	Bill Pryor	26	175	77	.440	1989-90	Isaac Austin	31	300	164	.547
1959-60	Al Nealey	26	351	180	.513	1990-91	Isaac Austin	30	331	189	.571
1960-61	Tony Cerkvenik	29	237	118	.498	1991-92	Mario Bennett	33	227	159	.574
1961-62	Tony Cerkvenik	26	181	101	.558	1992-93	Dwayne Fontana	26	290	162	.559
1962-63	Art Becker	29	404	225	.557	1993-94	Mario Bennett	21	226	134	.593
1963-64	Art Becker	27	425	209	.492	1994-95	Mario Bennett	33	417	247	.592
1964-65	John Myers	27	216	114	.528	1995-96	Rodger Farrington	27	163	88	.540
1965-66	John Myers	26	241	123	.510	1996-97	Rodger Farrington	27	240	111	.463
1966-67	Bob Edwards	26	201	91	.453	1997-98	Bobby Lazor	32	351	196	.558
1967-68	Bob Edwards	28	173	83	.480	1998-99	Mike Batiste	22	302	153	.507
1968-69	Roger Detter	26	239	122	.510	1999-00	Shawn Redhage	32	198	103	.520
1969-70	Dave Hullman	26	169	96	.568	2000-01	Tommy Smith	29	185	105	.568
1970-71	Paul Stovall	26	303	162	.534	2001-02	Shawn Redhage	29	112	59	.527
1971-72	Paul Stovall	26	412	213	.517	2002-03	Ike Diogu	32	344	209	.608
1972-73	Mike Contreras	28	344	188	.547	2003-04	Ike Diogu	27	338	179	.530
1973-74	Ron Kennedy	27	198	105	.530	2004-05	Ike Diogu	31	398	229	.575
1974-75	Jack Schrader	29	217	120	.553	2005-06	Jeff Pendergraph	27	233	115	.494
1975-76	Scott Lloyd	27	335	190	.535	2006-07	Jeff Pendergraph	30	263	145	.551
1976-77	James Holliman	28	319	166	.520	2007-08	Jeff Pendergraph	34	258	153	.593
1977-78	Kurt Nimphius	27	176	98	.537	2008-09	Jeff Pendergraph	35	300	198	.660
1978-79	Kurt Nimphius	30	180	105	.583	2009-10	Eric Boateng	33	176	117	.665
1979-80	Kurt Nimphius	29	304	185	.609	2010-11	Kyle Cain	31	143	78	.545
1980-81	Alton Lister	26	282	158	.560	2011-12	Jordan Bachynski	30	109	63	.578
1981-82	Warren Everett	27	115	60	.522	2012-13	Jordan Bachynski	35	230	134	.583
1982-83	Paul Williams	33	507	264	.521	2013-14	Jordan Bachynski	33	244	133	.545
						2014-15	Eric Jacobsen	34	163	102	.626

Free Throw Percentage

Year	Player	G	FTA	FTM	Pct.	Year	Player	G	FTA	FTM	Pct.
1952-53	Bradley Morris	25	112	82	.732	1983-84	Chris Beasley	28	128	112	.875
1953-54	Dick Daugherty	23	86	78	.872	1984-85	Bobby Thompson	28	91	73	.802
1954-55	Don Weischedel	24	154	126	.811	1985-86	Steve Beck	28	117	94	.803
1955-56	Royce Youree	26	156	121	.775	1986-87	Steve Beck	28	88	72	.818
1956-57	Royce Youree	25	171	135	.789	1987-88	Arthur Thomas	29	108	85	.787
1957-58	Royce Youree	25	137	106	.773	1988-89	Alex Austin	28	80	69	.863
1958-59	Paul Denham	25	131	106	.809	1989-90	Alex Austin	31	131	108	.824
1959-60	Larry Armstrong	23	136	99	.728	1990-91	Tarence Wheeler	30	115	88	.765
1960-61	Jerry Hahn	29	121	89	.736	1991-92	Stevin Smith	30	87	76	.874
1961-62	Larry Armstrong	27	118	95	.805	1992-93	Stevin Smith	27	109	85	.780
1962-63	Art Becker	29	124	104	.839	1993-94	Isaac Burton	28	119	100	.840
1963-64	Dennis Hamilton	27	73	62	.849	1994-95	Isaac Burton	33	138	108	.783
1964-65	Dennis Hamilton	27	110	86	.782	1995-96	Jeremy Veal	27	94	77	.819
1965-66	Dennis Hamilton	26	138	113	.819	1996-97	Jeremy Veal	30	137	106	.774
1966-67	Roger Detter	26	74	62	.838	1997-98	Ahlon Lewis	32	75	64	.853
1967-68	Jeff Mackey	28	59	47	.797	1998-99	Eddie House	30	115	91	.791
1968-69	Roger Detter	26	83	69	.832	1999-00	Eddie House	32	164	137	.835
1969-70	Seaborn Hill	26	143	105	.735	2000-01	Shawn Redhage	29	98	80	.816
1970-71	Rhea Taylor	26	86	66	.767	2001-02	Shawn Redhage	29	40	30	.750
1971-72	Bill Kennedy	26	88	67	.763	2002-03	Ike Diogu	32	245	180	.735
1972-73	Mike Contreras	28	110	91	.827	2003-04	Ike Diogu	27	298	243	.815
1973-74	Mike Moon	27	69	53	.768	2004-05	Ike Diogu	32	311	248	.797
1974-75	Jack Schrader	29	56	43	.768	2005-06	Bryson Krueger	28	57	50	.877
1975-76	Rick Taylor	27	106	84	.792	2006-07	Christian Pulk	30	43	34	.791
1976-77	James Holliman	28	92	79	.859	2007-08	Derek Glasser	34	69	58	.841
1977-78	Rick Taylor	27	105	125	.840	2008-09	Derek Glasser	34	107	89	.832
1978-79	Roy Joshua	30	52	42	.808	2009-10	Derek Glasser	33	131	113	.863
1979-80	Byron Scott	29	86	63	.733	2010-11	Rihards Kuksiks	27	35	28	.800
1980-81	Paul Williams	28	50	38	.760	2011-12	Kyle Cain	29	52	40	.769
1981-82	Lafayette Lever	27	143	117	.818	2012-13	Evani Gordon	35	82	61	.744
1982-83	Byron Scott	33	188	147	.782	2013-14	Jahii Carson	33	217	156	.719
						2014-15	Bo Barnes	33	35	30	.851

ANNUAL SUN DEVIL LEADERS

Assists

Year	Player	Games	A	Avg.	Year	Player	Games	A	Avg.
1968-69	Roger Dettler	26	67	2.6	1991-92	Lynn Collins	29	177	6.1
1969-70	Jim Owens	26	65	2.5	1992-93	Marcell Capers	28	200	7.1
1970-71	Jim Owens	26	59	2.3	1993-94	Stevin Smith	28	142	5.1
1971-72	Mike Conteras	26	80	3.0	1994-95	Marcell Capers	33	233	7.1
1972-73	Jim Owens	28	86	3.0	1995-96	Quincy Brewer	27	115	4.3
1973-74	Lionel Hollins	27	84	3.1	1996-97	Jeremy Veal	30	142	4.7
1974-75	Lionel Hollins	29	149	5.1	1997-98	Ahlon Lewis	32	294	9.2
1975-76	Gary Jackson	27	69	2.6	1998-99	Alton Mason	29	119	4.1
1976-77	James Holliman	28	90	3.2	1999-00	Eddie House	32	111	3.5
1977-78	Rick Taylor	27	78	2.9	2000-01	Alton Mason	29	109	3.8
1978-79	Greg Goorjian	30	91	3.0	2001-02	Curtis Millage	29	72	2.5
1979-80	Lafayette Lever	29	141	4.9	2002-03	Kyle Dodd	32	104	3.3
1980-81	Lafayette Lever	28	147	5.3	2003-04	Jason Braxton	27	130	4.8
1981-82	Lafayette Lever	27	105	3.9	2004-05	Jason Braxton	32	115	3.6
1982-83	Byron Scott	33	140	4.2	2005-06	Antwi Atuahene	28	108	3.9
1983-84	Bobby Thompson	28	114	4.1	2006-07	Derek Glasser	30	97	3.2
1984-85	Bobby Thompson	28	152	5.4	2007-08	Derek Glasser	34	134	3.9
1985-86	Bobby Thompson	28	113	4.0	2008-09	Derek Glasser	34	162	4.8
1986-87	Arthur Thomas	27	78	2.9	2009-10	Derek Glasser	33	158	4.8
1987-88	Tarence Wheeler	29	129	4.4	2010-11	Jamelle McMillan	28	110	3.9
1988-89	Alex Austin	28	119	4.3	2011-12	Chris Colvin	27	108	4.0
1989-90	Mike Redhair	31	185	6.0	2012-13	Jahii Carson	35	177	5.1
1990-91	Lynn Collins	30	156	5.2	2013-14	Jahii Carson	33	153	4.6
					2014-15	Jahii Carson	33	153	4.6

Steals

Year	Player	Games	Steals	Year	Player	Games	Steals
1978-79	Blake Taylor	30	45	1997-98	Eddie House	32	64
1979-80	Lafayette Lever	29	57	1998-99	Eddie House	30	61
1980-81	Lafayette Lever	28	74	1999-00	Eddie House	32	74
1981-82	Lafayette Lever	27	76	2000-01	Alton Mason	29	48
1982-83	Dennis Scott	33	59	2001-02	Curtis Millage	29	46
1983-84	Bobby Thompson	28	40	2002-03	Curtis Millage	29	45
1984-85	Bobby Thompson	28	34	2003-04	Jason Braxton	27	55
1985-86	Steve Beck	28	33	2004-05	Jason Braxton	32	45
1986-87	Steve Beck	28	46	2005-06	Kevin Kruger	28	42
1987-88	Tarence Wheeler	29	38	2006-07	Jerren Shipp	30	30
1988-89	Mark Becker	18	37	2007-08	James Harden	34	73
1989-90	Alex Austin	31	47	2008-09	James Harden	35	59
1990-91	Lynn Collins	30	44	2009-10	Rihards Kusiks	33	37
1991-92	Stevin Smith	30	66		Derek Glasser	33	37
1992-93	Marcell Capers	28	73	2010-11	Jamelle McMillan	28	50
1993-94	Stevin Smith	28	70	2011-12	Trent Lockett	25	37
1994-95	Ron Riley	33	69	2012-13	Carrick Felix	28	50
1995-96	Ron Riley	27	48	2013-14	Shaquille McKissic	32	41
1996-97	Eddie House	30	59	2014-15	Shaq McKissic	34	56

Three-Point Shots Made

Year	Player	Games	3-Point M	3-Point A	Year	Player	Games	3-Point M	3-Point A
1986-87	Steve Beck	28	45	110	2000-01	Alton Mason	29	34	117
1987-88	Tarence Wheeler	29	58	128	2001-02	Kenny Crandall	23	35	81
1988-89	Alex Austin	28	49	112	2002-03	Curtis Millage	29	36	109
1989-90	Alex Austin	31	83	235	2003-04	Stevie Moore	27	48	148
1990-91	Tarence Wheeler	30	66	171	2004-05	Kevin Kruger	32	69	195
1991-92	Stevin Smith	30	74	212	2005-06	Kevin Kruger	28	81	201
1992-93	Stevin Smith	27	113	300	2006-07	Christian Pulk	30	64	203
1993-94	Stevin Smith	28	96	260	2007-08	Ty Abbott	34	76	215
1994-95	Ron Riley	33	80	222	2008-09	Rihards Kusiks	35	93	210
1995-96	Jeremy Veal	27	66	182	2009-10	Rihards Kusiks	33	81	211
1996-97	Jeremy Veal	30	58	131	2010-11	Ty Abbott	29	74	191
1997-98	Jeremy Veal	32	56	133	2011-12	Jon Gilling	30	53	129
1998-99	Eddie House	30	65	167	2012-13	Jon Gilling	35	84	229
1999-00	Eddie House	32	73	200	2013-14	Jermaine Marshall	32	82	203
					2014-15	Jon Gilling	34	55	128

Blocks

Year	Player	Games	Blocks	Year	Player	Games	Blocks
1978-79	Alton Lister	29	44	1995-96	Rodger Farrington	27	47
1978-79	Kurt Nimphius	30	44	1996-97	Rodger Farrington	27	113
1979-80	Alton Lister	27	55	1997-98	Mike Batiste	32	51
1980-81	Alton Lister	26	49	1998-99	Bobby Lazor	30	21
1981-82	Corey McMullen	23	19	1999-00	Shawn Redhage	32	24
1981-82	Warren Everett	27	19				
1982-83	Phil McKinney	30	24	2000-01	Tommy Smith	29	43
1983-84	Jim Deines	28	23	2001-02	Tommy Smith	29	34
1984-85	Jon Taylor	24	42	2002-03	Tommy Smith	32	69
1985-86	Tarre Isiah	28	21	2003-04	Ike Diogu	27	47
				2004-05	Ike Diogu	32	75
1986-87	Tarre Isiah	28	14	2005-06	Jeff Pendergraph	27	23
1987-88	Joey Johnson	27	25	2006-07	Jeff Pendergraph	30	22
1988-89	Trent Edwards	28	14	2007-08	Jeff Pendergraph	34	56
1989-90	Isaac Austin	31	20	2008-09	Jeff Pendergraph	35	30
1990-91	Jamal Faulkner	30	33	2009-10	Eric Boateng	33	26
1991-92	Mario Bennett	33	55	2010-11	Ruslan Pateev	30	24
1992-93	Dwayne Fontana	26	18	2011-12	Jordan Bachynski	30	41
1993-94	Mario Bennett	21	21	2012-13	Jordan Bachynski	35	120
1994-95	Mario Bennett	33	115	2013-14	Jordan Bachynski	33	133
				2014-15	Eric Jacobsen	34	41

Average Minutes Per Game

Year	Name	Games	MPG	Year	Name	Games	MPG
1962-63	Joe Caldwell	29	35.2	1987-88	Arthur Thomas	29	30.9
1963-64	Joe Caldwell	27	35.7	1988-89	Alex Austin	28	35.1
1964-65	Dennis Hamilton	27	33.4	1989-90	Alex Austin	31	37.9
1964-65	Freddie Lewis	27	33.4	1990-91	Lynn Collins	30	30.8
1965-66	Freddie Lewis	26	38.1	1991-92	Lynn Collins	29	34.1
1966-67	Roger Dettler	26	31.8	1992-93	Stevin Smith	27	34.2
1967-68	Roger Dettler	28	27.4	1993-94	Stevin Smith	28	38.5
1968-69	Seabern Hill	26	37.0	1994-95	Mario Bennett	33	34.3
1969-70	Seabern Hill	26	37.2	1995-96	Jeremy Veal	27	34.2
1970-71	Paul Stovall	26	28.7	1996-97	Jeremy Veal	30	35.9
1971-72	Mike Moon	15	31.3	1997-98	Jeremy Veal	32	37.5
1972-73	Jim Owens	28	32.8	1998-99	Eddie House	30	36.9
1973-74	Lionel Hollins	27	31.1	1999-00	Eddie House	32	37.2
1974-75	Lionel Hollins	29	31.4	2000-01	Alton Mason	29	32.0
1975-76	Scott Lloyd	27	30.7	2001-02	Curtis Millage	29	30.1
1975-76	Blake Taylor	27	30.7	2002-03	Curtis Millage	29	33.7
1976-77	Mark Landsberger	25	35.5	2003-04	Ike Diogu	27	36.9
1977-78	Blake Taylor	27	33.0	2004-05	Ike Diogu	32	36.4
1978-79	Tony Zeno	30	27.1	2005-06	Kevin Kruger	28	39.0
1979-80	Kurt Nimphius	29	36.7	2006-07	Jeff Pendergraph	30	33.6
1980-81	Lafayette Lever	28	37.1	2007-08	James Harden	34	34.1
1981-82	Lafayette Lever	27	38.2	2008-09	James Harden	35	35.8
1982-83	Dennis Scott	33	36.5	2009-10	Derek Glasser	33	32.9
1983-84	Chris Beasley	28	35.0	2010-11	Ty Abbott	29	32.6
1984-85	Bobby Thompson	28	31.6	2011-12	Trent Lockett	25	34.9
1985-86	Steve Beck	28	30.7	2012-13	Jahii Carson	35	37.2
1986-87	Steve Beck	28	34.0	2013-14	Jahii Carson	33	35.4
				2014-15	Shaq McKissic	34	31.2

SUN DEVILS AS NCAA LEADERS

Jordan Bachynski 2013-14 (133 blocks/4.03 per game)

Jeff Pendergraph 2008-09 (198-300 FGs/.660)

Ahlon Lewis 1997-98 (294 assists/9.12 per game)

Dick Daugherty 1953-54 (75-86 FTs/.872)

IN-SEASON TOURNAMENTS

2016-17

Tire Pros Invitational in Orlando (1-2)
Northern Iowa 82, ASU 63
ASU 80, Tulane 71
Davidson 68, ASU 60

2015-16

Legends Classic in Tempe (2-0)
ASU 83, Belmont 74
ASU 91, Kennesaw State 53

CBE Classic in Brooklyn (1-1)

ASU 79, North Carolina State 76
Marquette 78, ASU 73 (OT)

2013-14

Wooden Legacy in Anaheim
Creighton 88, ASU 60
ASU 80, College of Charleston 58
Miami (Fla.) 60, ASU 57

2012-13

Las Vegas Invitational in Tempe (2-0)
ASU 79, Central Arkansas 64
ASU 97, Florida A&M 70

Las Vegas Invitational in Las Vegas (1-1)

ASU 83, Arkansas 68
Creighton 87, ASU 73

2011-12

Old Spice Classic at Orlando (1-2)
Fairfield 55, ASU 44
ASU 84, Wake Forest 56
DePaul 68, ASU 64

2010-11

Great Alaska Shootout at Anchorage (2-1)
ASU 73, Houston Baptist 55
ASU 59, Weber State 58
St. John's 67, ASU 58

2009-10

NIT Season Tip-Off in Tempe (2-0)
ASU 84, Texas State 62
ASU 52, TCU 49

NIT Season Tip-Off at New York City (1-1)

Duke 64, ASU 53 (New York City)
ASU 71, LSU 52 (New York City)

2009-10

Preseason NIT at Tempe
ASU 84, Texas State 62
ASU 52, TCU 49

Preseason NIT at New York City

#7 Duke 64, ASU 53
ASU 71, LSU 52

2008-09

76 Classic at Anaheim
ASU 84, Charlotte 56
Baylor 87, ASU 78
ASU 88, UTEP 58

2007-08

Maui Invitational
Illinois 77, ASU 54
ASU 61, Princeton 42
ASU 87, LSU 84 (OT)

2006-07

ASU Hispanic College Fund Classic
Northern Arizona 75, ASU 71
ASU 69, Cal State San Bernardino 52

Sleep America Holiday Classic

ASU 71, North Carolina A & T 66
Davidson 75, ASU 70

2005-06

Sleep America Holiday Classic at Tempe
ASU 64, Boise State 49
ASU 72, Northern Arizona 55

2004-05

Las Vegas Invitational at Tempe
ASU 79, Jackson State 48
ASU 67, Delaware State 56

Las Vegas Invitational at Las Vegas

UTEP 66, ASU 65
ASU 87, Vanderbilt 68

ASU Holiday Classic at Tempe

ASU 92, Long Island 63
ASU 89, Valparaiso 65

2003-04

azcentral.com Holiday Classic at Tempe
ASU 89, San Diego 70
Western Michigan 81, ASU 76

2002-03

Maui Invitational at Lahaina
#15 Kentucky 82, ASU 65
ASU 101, Chaminade 72
ASU 83, Utah 79 (OT)

azcentral.com Hoops Classic at Tempe

ASU 79, Bucknell 52
ASU 75, Nebraska 63

2001-02

azcentral.com Hoops Classic at Tempe
ASU 77, Canisius 54
ASU 77, Northwestern 60

2000-2001

NABC Classic at Chapel Hill, N.C.
Tulsa 69, ASU 67
ASU 76, Winthrop 68

azcentral.com Hoops Classic at Tempe

Ohio 75, ASU 71
ASU 91, Charlotte 78

1999-2000

Puerto Rico Shootout at Bayamon
#20 Texas 88, ASU 71
ASU 103, American Puerto Rico 63
Virginia 70, ASU 64

azcentral.com Hoops Classic at Tempe

ASU 80, Bucknell 55
ASU 93, Penn State 85

1998-99

Maui Invitational at Lahaina
#18 Utah 65, ASU 48
Kansas State 84, ASU 80 (OT)
ASU 78, Chaminade 64

ASU Fiesta Bowl Tournament at Tempe

ASU 84, Navy 72
ASU 85, Alaska-Anchorage 52

1997-98

Chase NIT at Tempe
ASU 107, Wagner 88

Chase NIT at Cincinnati

ASU 87, Cincinnati 79

Chase NIT at New York City

#2 Kansas 90, ASU 88 (OT)
#11 UCONN 82, ASU 61 (consolation)

ASU Tribune Classic at Tempe

ASU 111, La Salle 78
ASU 102, Eastern Michigan 90

1996-97

Great Alaska Shootout at Anchorage
College of Charleston 77, ASU 68
UNC-Greensboro 55, ASU 53
ASU 86, Maine 73

ASU Tribune Classic at Tempe

ASU 74, William & Mary 57
St. Bonaventure 68, ASU 57

1995-96

ASU Tribune Classic at Tempe
ASU 62, SMU 58
Detroit 72, ASU 66

1994-95

Maui Invitational at Lahaina
ASU 103, Texas A & M 73
ASU 79, #13 Michigan 62
ASU 97, #7 Maryland 90

ASU Tribune Classic at Tempe

ASU 65, Pacific 50
ASU 67, Vanderbilt 61

1993-94

ASU Tribune Classic at Tempe
ASU 87, Northern Arizona 71
ASU 73, Villanova 62 (OT)

1992-93

ASU Tribune Classic at Tempe
ASU 103, Duquesne 81
ASU 100, Detroit Mercy 84

1991-92

Maui Invitational at Lahaina
Rice 77, ASU 71
ASU 74, Lamar 64
Minnesota 69, ASU 37

ASU Tribune Classic at Tempe

ASU 78, Brown 71
ASU 81, Northwestern 62

1990-91

ASU Tribune Classic at Tempe
ASU 94, Penn 62
ASU 89, Texas 82

1989-90

ASU Tribune Classic
ASU 92, Manhattan 70
ASU 62, Georgia 61

1988-89

Central Fidelity Classic at Richmond
Alabama 84, ASU 83 (OT)
ASU 89, Baylor 73

Kactus Classic at Tempe

ASU 82, San Francisco 76
UC Santa Barbara 84, ASU 80



Mario Bennett earned MVP honors at the 1994 Maui Invitational as he led ASU to wins over Texas A&M, #13 Michigan and #7 Texas A&M.

IN-SEASON TOURNAMENTS

TOURNAMENT TIDBITS

Tournaments:	96
Runner-up:	22
All-time record:	149-87 (.631)

1987-88

Kactus Klassic at Tempe
ASU 91, San Diego State 68
Richmond 76, ASU 63

Rainbow Classic at Honolulu
ASU 79, Texas A&M 73
ASU 70, Mississippi State 69
North Carolina State 83, ASU 71

1986-87

Kactus Klassic at Tempe
ASU 97, Hawaii 72
Houston 83, ASU 66

Cougar Classic at Provo
Brigham Young 91, ASU 85
Texas Christian 96, ASU 78

Holiday Bowl Classic at San Diego
Mississippi 76, ASU 63
ASU 106, Manhattan 66

1985-86

Kactus Klassic at Tempe
ASU 63, Fordham 60
ASU 71, Texas Christian 68

BMA Classic at Kansas City
Wichita State 74, ASU 59
Louisiana Tech 87, ASU 86 (OT)

1984-85

Kactus Klassic at Tempe
ASU 81, Lehigh 64
ASU 71, Xavier 67

Suntory Ball at Tokyo, Japan
ASU 76, Wichita State 69
North Carolina 85, ASU 66

Hoosier Classic at Indianapolis
Florida 87, ASU 73
Miami (O.) 68, ASU 52

1983-84

Fiesta Classic at Tempe
ASU 82, Western Carolina 67
ASU 66, Seton Hall 53

Dallas Morning News Classic
Centenary 75, ASU 60
ASU 72, New Orleans 67

Connecticut Mutual Classic at Hartford
ASU 53, Penn State 50
Connecticut 66, ASU 60

1982-83

Crush Classic at Rosemont, Ill.
ASU 68, Texas Tech 66
DePaul 73, ASU 72

Fiesta Classic at Tempe
ASU 79, Connecticut 64
ASU 84, South Carolina 79

Rainbow Classic at Honolulu
Missouri 48, ASU 47
Providence 56, ASU 54
ASU 60, Texas Tech 59 (OT)

1981-82

Fiesta Classic at Tempe
ASU 84, New Mexico State 74
ASU 65, Vanderbilt 53

Utah Classic at Salt Lake City
ASU 63, Illinois State 61
Utah 53, ASU 49

Milwaukee Classic
ASU 88, UC-Irvine 73
Marquette 74, ASU 68

1980-81

Fiesta Classic at Tempe
ASU 92, Montana State 71
ASU 96, Iowa 88

Sugar Bowl at New Orleans
Tennessee 69, ASU 53
ASU 75, New Orleans 53

1979-80

Fiesta Classic at Tempe
ASU 92, Southern Illinois 74
USC 77, ASU 66

Volunteer Classic at Knoxville
ASU 91, Santa Clara 74
Tennessee 82, ASU 79

1978-79

Fiesta Classic at Tempe
ASU 89, San Jose State 74
ASU 104, New Mexico 100

Rainbow Classic at Honolulu
ASU 81, Harvard 77 (OT)
Purdue 92, ASU 87 (OT)
ASU 62, Hawaii 60

1977-78

Fiesta Classic at Tempe
ASU 87, Iowa State 69
ASU 89, San Francisco 79

All-College Tourney at Oklahoma City
ASU 82, Oral Roberts 66
ASU 105, Boston College 96
San Francisco 102, ASU 90

1976-77

Sun Devil Classic at Tempe
ASU 86, San Diego State 65
Oregon 57, ASU 47

Rainbow Classic at Honolulu
ASU 73, Temple 65
San Francisco 114, ASU 96
ASU 99, Hawaii 74

1975-76

Sun Devil Classic at Tempe
ASU 69, Santa Clara 59
ASU 74, DePaul 67

Fiesta Doubleheader
ASU 88, SMU 85 (Tempe)
ASU 82, Idaho State 81 (Tucson)

Kentucky Invitational at Lexington

Oregon State 87, ASU 83
ASU 85, Georgia Tech 70

International Christmas Tournament at Madrid, Spain (Exhibition)

ASU 94, Estudiantes Monteverde 83
Palmeiras (Brazil) 92, ASU 84
Real Madrid (Spain) 120, ASU 95

1974-75

Sun Devil Classic at Tempe
ASU 93, Montana 66
ASU 83, Nebraska 62

Fiesta Doubleheader
ASU 80, Kansas State 69 (Tucson)
ASU 91, Illinois 69 (Tempe)

Far West Classic at Portland
ASU 81, Boston College 73
Oregon 80, ASU 76
ASU 80, Oregon State 71

1973-74

Roadrunner Classic at Las Cruces
Oklahoma State 77, ASU 72 (OT)
ASU 119, Tulane 70

1972-73

Kodak Classic at Rochester, N.Y.
ASU 81, Holy Cross 64
Michigan State 83, ASU 74

1971-72

Rainbow Classic at Honolulu
ASU 109, Hawaii Marines 88
ASU 74, Temple 67
Hawaii 87, ASU 77

1970-71

Motor City Classic at Detroit
ASU 77, Loyola (La.) 75
ASU 87, Detroit 74

1969-70

Sun Devil Classic at Tempe
Missouri 67, ASU 57
Northwestern 101, ASU 91

All-College Tourney at Oklahoma City
Memphis State 67, ASU 62
ASU 93, Idaho 81
ASU 77, Rice 70 (OT)

1968-69

Sun Devil Classic at Phoenix
ASU 83, Nebraska 76
ASU 85, Purdue 80

Far West Classic at Portland
Oregon State 46, ASU 42 (OT)
ASU 93, Syracuse 77
California 93, ASU 81

1967-68

Sun Devil Classic at Phoenix
ASU 59, Oklahoma State 58
ASU 92, Michigan 91

Las Vegas Holiday Classic
Pacific 90, ASU 73
Loyola (Cal.) 86, ASU 68

1966-67

Sun Devil Classic at Phoenix
Texas 93, ASU 81
USC 92, ASU 60

All-College Tourney at Oklahoma City
Temple 82, ASU 63
Texas 89, ASU 88
DePaul 93, ASU 59

1965-66

Sun Devil Classic at Tempe
ASU 90, Baylor 87
ASU 84, Seattle 81

Far West Classic at Portland
ASU 89, Michigan 87
Oregon State 56, ASU 45
Utah State 83, ASU 77

1964-65

Sun Devil Classic at Tempe
ASU 88, Washington State 77
ASU 101, Murray State 96

Rainbow Classic at Honolulu
Cal State-Los Angeles 98, ASU 97
Utah State 98, ASU 96
ASU 83, Hawaii 69

1963-64

Sun Devil Classic at Tempe
ASU 127, Oklahoma 95
ASU 71, California 66

1962-63

Sunflower Doubleheader
ASU 71, Kansas 62 (Lawrence)
ASU 77, Kansas State 72 (Manhattan)

Queen City Invitational at Buffalo
ASU 89, Rhode Island 83
ASU 67, Canisius 63

1960-61

Far West Classic at Portland
ASU 54, Oregon 53
Seattle 87, ASU 86 (OT)
ASU 70, Idaho 64

1953-54

All-American City Tourney at Owensboro, Ky.
Maryland 65, ASU 50
ASU 69, Tennessee 57

1951-52

Boston Garden Tournament
Holy Cross 78, ASU 65
Bucknell 75, ASU 67

1948-49

Eastern New Mexico Invitational at Portales
ASU 93, New Mexico Highlands 39
ASU 55, Southwestern Texas 35
ASU 57, Central Oklahoma State 40

100-POINT GAMES

ARIZONA STATE (99 TIMES)

ASU-OPP

130-65	ASU defeated Pasadena College (1961-62)
127-95	ASU defeated Oklahoma (1963-64)
127-110	ASU defeated Citadel (2016-17)
124-73	ASU defeated DePaul (1970-71)
123-85	ASU defeated Delaware State (1997-98)
122-70	ASU defeated Houston Baptist (1996-97)
121-90	ASU defeated Washington (1988-89)
121-79	ASU defeated Western New Mexico (1963-64)
119-70	ASU defeated Tulane (1973-74)
119-103	ASU defeated UTEP (1960-61)
118-77	ASU defeated NAU (1990-91)
117-77	ASU defeated Northern Arizona (1970-71)
117-79	ASU defeated San Diego State (1970-71)
115-92	ASU defeated Portland State (1976-77)
114-66	ASU defeated Cal St.-Los Angeles (1961-62)
114-80	ASU defeated Northern Arizona (1960-61)
113-74	ASU defeated Hawaii (1965-66)
112-83	ASU defeated Arizona (1970-71)
112-78	ASU defeated Pepperdine (1958-59)
111-108	ASU defeated California (1999-2000)
111-78	ASU defeated La Salle (1997-98)
111-69	ASU defeated Jacksonville (1996-97)
110-80	ASU defeated BYU (1974-75)
110-77	ASU defeated BYU (1973-74)
110-105	ASU defeated Arizona (1972-73)
110-82	ASU defeated Whittier (1968-69)
110-85	ASU defeated BYU (1963-64)
110-50	ASU defeated Hardin-Simmons (1961-62)
109-87	ASU defeated Stanford (1992-93)
109-94	ASU defeated BYU (1968-69)
109-88	ASU defeated Northern Arizona (1961-62)
109-114	Cal St.-Los Angeles defeated ASU (1959-60)
108-95	ASU defeated Arizona (1973-74)
108-78	ASU defeated USC (2002-03)

Arizona State has an all-time record of 100-5 when scoring 100 or more points. The most points ASU has ever scored in a loss is 109, vs. Cal State L.A. in 1960.

108-70	ASU defeated West Texas State (1960-61)
108-60	ASU defeated Loyola (Marymount) (1957-58)
107-88	ASU defeated Wagner (1997-98)
107-74	ASU defeated Montana St. (1990-91)
107-93	ASU defeated Wyoming (1976-77)
107-92	ASU defeated Arizona (1974-75)
107-96	ASU defeated Murray St. (1964-65)
107-103	ASU defeated West Texas State (1961-62)
107-77	ASU defeated New Mexico Highlands (1957-58)
106-95	ASU defeated BYU (1993-94)
106-91	ASU defeated Indiana State (1988-89)
106-66	ASU defeated Manhattan (1986-87)
106-62	ASU defeated Denver (1961-62)
106-41	ASU defeated Northern Arizona (1961-62)
105-71	ASU defeated U.S. International (1983-84)
105-96	ASU defeated Boston College (1977-78)
105-122	Wichita St. defeated ASU (1967-68)
105-83	ASU defeated Cal St.-Los Angeles (1958-59)
104-65	ASU defeated USF (2009-10)
104-75	ASU defeated UCLA (1999-2000)
104-80	ASU defeated Stanford (1987-88)
104-64	ASU defeated Oregon (1980-81)
104-100	ASU defeated New Mexico (1978-79)
104-82	ASU defeated Denver (1976-77)
104-80	ASU defeated Colorado State (1974-75)
104-71	ASU defeated Idaho (1973-74)
104-73	ASU defeated Utah (1972-73)
104-72	ASU defeated Northern Arizona (1972-73)

104-87	ASU defeated BYU (1962-63)
104-86	ASU defeated Loyola (Chicago) (1970-71)
104-68	ASU defeated West Texas State (1959-60)
104-103	ASU defeated Arizona (1954-55)
103-63	ASU defeated American-P.R. (1999-2000)
103-77	ASU defeated Texas Southern (1995-96)
103-98	ASU defeated Arizona (1994-95)
103-73	ASU defeated Texas A & M (1994-95)
103-88	ASU defeated Oregon (1992-93)
103-81	ASU defeated Duquesne (1992-93)
103-67	ASU defeated Whittier (1974-75)
103-78	ASU defeated Oklahoma City (1972-73)
103-85	ASU defeated Colorado State (1970-71)
103-91	ASU defeated Utah State (1968-69)
103-78	ASU defeated Utah (1963-64)
102-111	BYU defeated ASU (1971-72)
102-112	Utah State defeated ASU (1969-70)
102-111	BYU defeated ASU (1964-65)
102-93	ASU defeated Rhode Island (1964-65)
102-90	ASU defeated Eastern Michigan (1997-98)
102-84	ASU defeated USC (1992-93)
101-67	ASU defeated BYU (1968-69)
101-83	ASU defeated Pepperdine (1967-68)
101-94	ASU defeated BYU (1965-66)
101-72	ASU defeated Chaminade (2002-03)
101-72	ASU defeated Kent State (1960-61)
101-72	ASU defeated New Mexico Highlands (1959-60)
101-71	ASU defeated West Texas State (1957-58)
101-70	ASU defeated San Diego Navy (1954-55)
100-85	ASU defeated USC (2003-04)
100-62	ASU defeated Prairie View A & M (2001-02)
100-81	ASU defeated California (1994-95)
100-84	ASU defeated Detroit Mercy (1992-93)
100-81	ASU defeated Cal State Northridge (1993-94)
100-71	ASU defeated S. Utah (1990-91)
100-72	ASU defeated Oregon (1979-80)
100-76	ASU defeated Hardin-Simmons (1959-60)

OPPONENTS (60 Times)

OPP-ASU

127-99	Lost at Arizona (1997-98)
122-105	Lost at Wichita State (1967-68)
120-85	Lost at Wyoming (1965-66)
117-71	Lost at USC (1997-98)
116-80	Lost at Arizona (1992-93)
115-69	Lost to Kentucky (2016-17)
114-96	Lost to San Francisco (1976-77)
114-109	Lost to Cal St.-L.A. (1959-60)
113-63	Lost to Texas Tech (1955-56)
112-102	Lost to Utah State (1969-70)
112-94	Lost to Wyoming (1969-70)
112-81	Lost to Colorado (1968-69)
111-102	Lost to Brigham Young (1971-72)
111-102	Lost to Brigham Young (1964-65)
110-93	Lost to Brigham Young (1966-67)
110-127	ASU defeated Citadel 110-127 (2016-17)
109-74	Lost to Arizona (1988-89)
109-77	Lost to Utah (1967-68)
108-111	ASU defeated California (1999-2000)
108-76	Lost to Kansas (2002-03)
108-76	Lost to Arizona (1995-96)
108-98	Lost to Brigham Young (1992-93)
108-93	Lost to Oregon State (1982-83)

ASU'S HIGHEST SCORING PAC-12 GAMES

ASU 121, Washington 90 (Dec. 22, 1988)
 ASU 111, @California 108, 20T (Jan. 8, 2000)
 ASU 109, Stanford 87 (Feb. 6, 1993)
 ASU 108, USC 78 (Feb. 13, 2003)
 ASU 104, UCLA 75 (Feb. 17, 2000)
 ASU 104, Stanford 80 (Jan. 7, 1988)
 ASU 104, Oregon 64 (Jan. 5, 1981)

108-64	Lost to Texas-El Paso (1969-70)
108-95	Lost to USC (1969-70)
107-93	Lost to Utah (1969-70)
107-76	Lost to UCLA (1964-65)
107-81	Lost to Texas Tech (1954-55)
106-81	Lost to Arizona (2003-04)
106-97	Lost to Utah (1970-71)
106-90	Lost to Brigham Young (1963-64)
106-85	Lost to Northern Arizona (1955-56)
105-85	Lost to Northern Arizona (1955-56)
105-110	ASU defeated Arizona (1972-73)

105-83	Lost to New Mexico (1967-68)
105-82	Lost to Wyoming (1964-65)
104-87	Lost to Utah (1968-69)
104-91	Lost to Brigham Young (1964-65)
104-76	Lost to West Texas State (1953-54)
104-69	Lost to Miami (Ohio) (1953-54)
103-90	Lost to Oregon (2001-02)
103-78	Lost to Washington State (1995-96)
103-92	Lost to New Mexico (1977-78)
103-107	ASU defeated W. Texas St. (1961-62)
103-119	ASU defeated UTEP (1960-61)
103-98	Lost to West Texas State (1958-59)
103-104	ASU defeated Arizona (1954-55)
102-94	Lost to UCLA (1997-98)
102-90	Lost to San Francisco (1977-78)
102-89	Lost to Brigham Young (1968-69)
102-83	Lost to Utah (1965-66)
102-89	Lost to Utah (1961-62)
101-73	Lost to Arizona (1987-88)
101-74	Lost to Kansas State (1977-78)
101-91	Lost to Northwestern (1969-70)
101-68	Lost to Houston (1958-59)
100-104	ASU defeated New Mexico (1978-79)
100-91	Lost to Colorado State (1977-78)
100-96	Lost to Seattle (1963-64)
100-93	Lost to West Texas State (1955-56)

SUN DEVIL JOE CALDWELL



2005 Pac-10 Hall of Honor Inductee
1975 Arizona State Hall of Fame Inductee
Arizona State Three-Year Starter (1961-64)
B.A., Selected Studies, 1997

- The second pick in the 1964 NBA Draft by the Detroit Pistons, the highest selection by a Sun Devil. Played with the Pistons from 1964-66, the St. Louis Hawks (1966-68) and the Atlanta Hawks (1969-70) before finishing his professional career in the ABA with the Carolina Cougars (1970-74) and Spirit of St. Louis (1974-75).

- Finished his ASU degree 33 years after his career was over in 1997 with a B.A. in selected studies.

- Inducted into the Arizona State Hall of Fame as a charter member in 1975 after an incredible career that saw his Sun Devil teams post records of 23-4 in 1961-62, 26-3 in 1962-63 and 16-11 in 1963-64. Overall, the Ned Wulk-coached Sun Devils were 65-18 (.783) in Caldwell's three years and advanced to the NCAA Tournament in each season. He was team MVP in 1962-63 and in 1963-64 and a team captain all three seasons.

- His 1962-63 Sun Devil squad set the school record with 26 wins and beat UCLA 93-79 in the second-round of the NCAA Tournament in Provo on March 15. That loss was one of the few the Bruins would have in the next decade, as they would win 10 of the next 12 NCAA titles.

- One of only two Sun Devils to make the United States Olympic team as he was on the 1964 gold-medal winning United States squad in Tokyo.

- A three-year starter who earned *Sporting News* honorable mention All-American honors in 1963-64.

- Earned All-Border Conference in 1961-62 and then earned All-WAC honors the next two seasons (1962-63 and 1963-64). His 1961-62 team went 10-0 in the Border Conference, the first time a Sun Devil squad has gone undefeated in conference play, while the next two years ASU was 16-4 in WAC play.

- His 1,515 points was first on the ASU career list when his career ended.

- Twice notched 21 rebounds in a contest, against Colorado State on Jan. 11, 1964, and vs. Whittier on Dec. 1, 1962. Averaged 21.8 points per game in 1963-64 and his 330 rebounds that year is fourth-best in Sun Devil history.

- The Outstanding Player of the 1963 ASU Holiday Classic, as ASU beat Oklahoma and California for the title.

JOE CALDWELL'S ARIZONA STATE UNIVERSITY STATISTICS

Year	G	FG	FGA	PCT	FT	FTA	PCT	REB	AVG.	PTS	PPG
1961-62	27	141	291	.484	73	115	.635	285	10.6	355	13.1
1962-63	29	239	523	.456	93	152	.612	314	10.8	571	19.7
1963-64	27	231	521	.444	127	193	.658	330	12.2	589	21.8
TOTALS	83	611	1335	.458	293	460	.637	929	11.2	1515	18.2

SUN DEVIL ALL-AMERICANS



JAMES HARDEN'S 2008-2009 ACCOLADES

Consensus First-Team All-American
 Associated Press First-Team All-American
 NABC First-Team All-American
 Sporting News First-Team All-American
 NCAA Consensus First-Team All-American
 District IV (west coast) Player of the Year (U.S. Basketball Writers)
 FOXSports.com First-Team All-American
 CBSSports.com First-Team All-American
 Basketball Times All-American
 Dick Vitale All-America Team

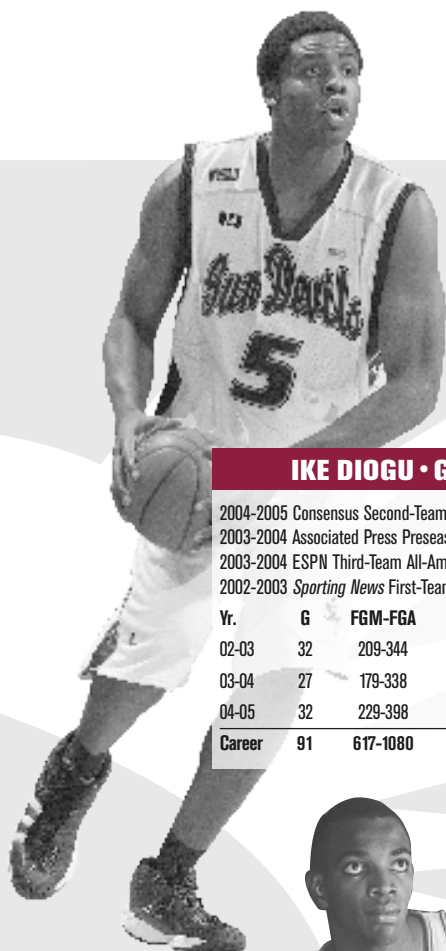
PAC-10 CONSENSUS FIRST-TEAM ALL-AMERICANS

(1978-79 to Present)

1978-79, David Greenwood, UCLA
 1980-81, Steve Johnson, OSU
 1987-88, Sean Elliott, ARIZ
 1988-89, Sean Elliott, ARIZ
 1989-90, Gary Payton, OSU
 1991-92, Harold Miner, USC
 1993-94, Jason Kidd, CAL
 1994-95, Damon Stoudamire, ARIZ; Ed O'Bannon, UCLA
 1997-98, Mike Bibby, ARIZ; Miles Simon, ARIZ
 1998-99, Jason Terry, ARIZ
 2000-01, Casey Jacobsen, STAN
 2001-02, Sam Clancy, USC
 2002-03, Jason Gardner, ARIZ
 2003-04, Josh Childress, STAN
 2005-06, Brandon Roy, WASH
 2006-07, Arron Afflalo, UCLA
 2007-08, Kevin Love, UCLA
2008-09, James Harden, ASU
 2013-14 Nick Johnson, ARIZ

JAMES HARDEN • LOS ANGELES, CALIF. • 2007-2009

Year	G-GS	Min-Avg	FG-A	Pct	3P-A	Pct	FT-A	Pct	Rb-Avg	F-D	Ast	To	Bk	St	Pts-Avg
07-08	34-33	1158-34.1	196-372	.527	44-108	.407	169-224	.754	179-5.3	72-2	110	89	19	73	605-17.8
08-09	35-35	1254-35.8	221-452	.489	58-163	.356	204-270	.756	195-5.6	99-4	148	118	11	59	704-20.1
Career	69-68	2412-35.0	417-824	.506	102-271	.376	373-494	.755	374-5.4	171-6	258	207	30	132	1309-19.0



IKE DIOGU • GARLAND, TEXAS • 2002-2005

2004-2005 Consensus Second-Team All-American
 2003-2004 Associated Press Preseason All-American (first in ASU history)
 2003-2004 ESPN Third-Team All-American
 2002-2003 *Sporting News* First-Team Freshman All-American

Yr.	G	FGM-FGA	Pct.	3PT	FTM-FTA	Pct.	Pts.	Avg.
02-03	32	209-344	.608	9	180-245	.735	607	19.0
03-04	27	179-338	.530	14	243-298	.815	615	22.8
04-05	32	229-398	.575	18	248-311	.797	724	22.6
Career	91	617-1080	.571	41	671-854	.786	1946	21.4




LIONEL HOLLINS • ARKANSAS CITY, KAN. • 1973-75

1974-75 First-Team All-American by *Sporting News*, *Converse Yearbook*
 and *Basketball Weekly*

1974-75 Third-Team All-American by NABC and Associated Press

Yr.	G	FGM-FGA	Pct.	FTM-FTA	Pct.	Pts.	Avg.
73-74	27	194-401	.484	79-120	.658	467	17.3
74-75	29	194-409	.474	96-132	.727	484	16.7
Career	56	388-810	.479	175-252	.694	951	17.0



JOE CALDWELL • LOS ANGELES, CALIF. • 1961-64

1962-63 NABC Third-Team All-American

Yr.	G	FGM-FGA	Pct.	FTM-FTA	Pct.	Pts.	Avg.
61-62	27	141-291	.484	73-115	.635	358	13.3
62-63	29	239-523	.456	93-152	.612	571	19.7
63-64	27	231-521	.444	127-193	.658	589	21.8
Career	83	611-1335	.458	293-460	.637	1515	18.2



LARRY ARMSTRONG • PHOENIX, ARIZ. • 1959-62

1960-61 Helms Foundation Third-Team All-American.

Yr.	G	FGM-FGA	Pct.	FTM-FTA	Pct.	Pts.	Avg.
59-60	23	126-302	.417	99-136	.728	351	15.3
60-61	29	235-541	.434	107-147	.728	577	19.9
61-62	27	185-413	.448	95-118	.805	465	17.2
Career	79	546-1256	.435	301-401	.751	1393	16.4

EVERYONE LIKED IKE

Ike Diogu became the first consensus All-American (second-team) in ASU history in 2004-2005 and was the first AP Preseason All-American in the fall of 2003. Here's a highlight of Diogu's top awards in his three-year career:

Associated Press Second-Team All-American (2004-2005)
Associated Press Honorable Mention All-American (2002-2003 and 2003-2004)
2005 Pac-10 Player of the Year
Three-Time All-Pac-10 Selection (2003-2005)
NABC Second-Team All-American (2004-2005)
USBWA Second-Team All-American (2004-2005)
Sporting News Second-Team All-American (2004-2005)
Basketball Times Second-Team All-American (2004-2005)
Associated Press Preseason All-American (2003-2004)
2003 Pac-10 Freshman of the Year

"Oh my goodness, is he terrific. It does not require any particular genius to see Diogu's greatness. Just spend two hours in the gym with him. He communicated with his teammates on defense. He just played, and played really hard. Hard not to love him."

– Mike DeCourcy, *Sporting News*

"Ike Diogu doesn't miss much. On the basketball floor, that's one of his trademarks. Preparation plus anticipation equals efficiency. For Diogu, it's a well-practiced equation." – Norm Frauenheim, *Arizona Republic*

"Diogu is so down to earth that he's an anomaly among the bling-bling generation. He doesn't have a single tattoo. He doesn't wear an earring. He says, 'Yes sir' and 'No sir' and, as a result, he is bringing ASU the kind of publicity you couldn't buy with a ton of gold bullion."

– Dan Bickley, *Arizona Republic*

"He is a fundamentally sound player who can play with his face or back to the basket, and he might be the hardest worker on the team. He awoke an assistant coach at 11 p.m. last Friday in his Los Angeles hotel to watch game film before Saturday's game against Southern California. Off the court, he is well-grounded. His father, Edward, is a high school French and English teacher. Mom Jane is a fifth-grade teacher. Asked in a media guide Q&A with whom he would like to have lunch if he had his choice of anyone, he answered, 'My parents.'"

– Greg Boeck, *USA Today*

"Diogu is the whole package – brains, ability, size and work ethic. Diogu keeps his mouth shut on the court, too. In a sport filled with trash-talkers, Diogu's full concentration goes into the game. He is all fundamentals and no flash."

– Ken Goe, *Portland Oregonian*

Warrior

Selected ASU
since 1983

BROWN
JUNE

her knew best after

ings of his
reluc-
year
e for
move
s the
-
aken
tate
evil
and
was
3.
Last
ona's
ree-
aging
like



RIDING IKE

All-America soph
drives ASU's 1

Diogu changing the ima of ASU basketball

Stanford basketball player of one
The 6-foot-8 Diogu is in
an 11-11 record with a
Stanford since.
One of the best
Licht

Not all were given the opportunities
Diogu has enjoyed in his first collegiate
season. That is not the point. The point
is that Diogu (18.4 points, 6.5 rebounds,
a .582 shooting percentage) has
pounced on opportunity and shaken
life into a long-moribund program.
How did the Sun Devils get him?
They got him because ASU coach
Rob Evans was the first to correctly
picture that he
once he left
in the greater

"Chad's a perfect exam
much better you can ge
hard for four years," Di
porters. "It would be a
ment if they compared.
Consider it done.

rs pick Diogu 9th

"It kind of caught me off-
guard being selected that
high," Diogu said. "I'm
crazy thing about
draft. All it takes
eral manager to
thought I would be
somewhere in the
range.

"The long shot was
State — that was ti
that I could have wer

Diogu didn't get
from the Warriors
pick was made, so I
his new team watch
with everyone else.

"When they ca
name I was in shock
know who they were
take," he said. "I'm ju
that it was me."

The Warriors w
rumored to be enamo
the 6-foot-8 Diogu, v
them over with a str
draft workout ear
month in Chubbuck

Diogu is Pac-10's Freshman of Year

Also named to All-Pac-10 team

By Norm Fraunheim
The Arizona Republic

Ike Diogu doesn't
many.

He went 2 for 2 M
Diogu scored two
honors in voting
league's coaches
picked him as Fresh
the Year and All-P
ter.

"It is fabulous to see
great young man to be re
warded for having such an
incredible season," said
ASU coach Rob Evans,
whose Sun Devils will face
Oregon and Pac-10 Player of
Oregon on



high
Pavil
Cal. Th
sly ant
in the
a five-
up in a
on, cov
duced
with tw
automat
O conten
junior s
a senior
cal, whic
nference
Brian I
Ken Kid
on.



Diogu eager to advance ASU's image

USA. In the mirror, and ASU becomes

Like Diogu doesn't need a mirror.
He is on a jet this morning, off to the Do
minican Republic, the youngest player for
Team USA in the Pan American Games. He
already has made Dick Vitale's All-America
team for 2003-04. No matter what the stakes,
the kid never fails to impress.

With strong shoulders and an unassuming
Diogu has put a new face on Arizona
basketball. His coach, Rob Evans, calls
Diogu "pristine."

It has been quite a change: No tattoos. No
excuses. No B.S.
ready to represent the university in a
Diogu said. "Often times, you hear
point-shaving scandals and all the
bad things that went on with
the previous head coach. I
guess I'm trying to clear the
name a little bit."

The Pan American Games
may have slipped off our ra
dar screens long ago

Dan
Bickley
Republic
columnist

1999-2000

BY BOB MORAN
TRIUNE

BERKELEY, Calif. — Ar-

ARIZONA ST. 111
CAL 108 (2 OT)

There were so many twists and turns in this game

Then he... extra period
points in... first Pac-10
to bring... victory

best per-
individual five
coach Rol-

Eddie House
ASU senior
18-of-30 shot
— including
7-of-10 from
3-point range

Eddie House won his fourth Pac-10 Player of the Week Award in 1999-2000 on Feb. 21, joining Ed O'Bannon (UCLA in 1994-95), Chris Mills (Arizona in 1992-93) and Gary Payton (Oregon State in 1989-90) as the only Pac-10 players to have won the award four times in a year. House had a stranglehold on the Pac-10 Player of the Week, as he won it three straight weeks at the beginning of the year (Dec. 20, Jan. 2, Jan. 10), the first time any Pac-10 Player has won the award in one season in three straight weeks (Gary Payton won it three straight over the course of two seasons). He earned the honor five times in his career.

Sophomore center Lew Alexander responded with one of the greatest performances of his legendary career, scoring a conference-record 61 points in UCLA's 100-78 victory over Washington State.

To do it, Alcindor hit 26 of 35 shots and

26 of 35 shots are made three baskets in the final minute, including a dunk at the buzzer. If the big fella had made more than 9 of 19

JON
WILNER

College Basketball

For 33 years, Alci stood as the greatest. Now it has company. Saturday, in Cal

early superior House, at 6-1 standards.

There's re-
measurement. H.

se scores 61
SU victory

...paid for it. Saturday
...matter that the

... Pac-10 scoring
... the 107 po

against Oregon
was House's nie-

Braun said "I"

SEC 17

- + man point
- + who helped soap

At the end of regular

SEC. 17 ROW 24
Enter: SF

CALIFORNIA
GOLDEN BEARS
VS.
ARIZONA
STATE
SUN DEVILS
January 8, 2000
Pavilion
\$22.00



SEAT

12

se
ns
61

HOUSE

A Locomes home
PAC-10

STATISTICS: SAN DIEGO STATE vs. CALIFORNIA (12/18/99)

TEAM	PTS	FG	3PT	FT	REB	AST	STL	BLK	TOV	PF
SAN DIEGO STATE	46	12-28	3-10	11-15	18	12	4	2	18	15
CALIFORNIA	42	10-22	4-10	10-12	22	10	3	1	12	12


ROSTER:

NO.	NAME	PTS	FG	3PT	FT	REB	AST	STL	BLK	TOV	PF
1	WILLIAMSON, Brian	12	4-8	1-3	2-2	4	2	1	0	3	2
2	WILLIAMS, David	10	3-7	1-3	2-2	3	1	0	0	2	1
3	WILLIAMS, David	10	3-7	1-3	2-2	3	1	0	0	2	1
4	WILLIAMS, David	10	3-7	1-3	2-2	3	1	0	0	2	1
5	WILLIAMS, David	10	3-7	1-3	2-2	3	1	0	0	2	1
6	WILLIAMS, David	10	3-7	1-3	2-2	3	1	0	0	2	1
7	WILLIAMS, David	10	3-7	1-3	2-2	3	1	0	0	2	1
8	WILLIAMS, David	10	3-7	1-3	2-2	3	1	0	0	2	1
9	WILLIAMS, David	10	3-7	1-3	2-2	3	1	0	0	2	1
10	WILLIAMS, David	10	3-7	1-3	2-2	3	1	0	0	2	1
11	WILLIAMS, David	10	3-7	1-3	2-2	3	1	0	0	2	1
12	WILLIAMS, David	10	3-7	1-3	2-2	3	1	0	0	2	1
13	WILLIAMS, David	10	3-7	1-3	2-2	3	1	0	0	2	1
14	WILLIAMS, David	10	3-7	1-3	2-2	3	1	0	0	2	1
15	WILLIAMS, David	10	3-7	1-3	2-2	3	1	0	0	2	1
16	WILLIAMS, David	10	3-7	1-3	2-2	3	1	0	0	2	1
17	WILLIAMS, David	10	3-7	1-3	2-2	3	1	0	0	2	1
18	WILLIAMS, David	10	3-7	1-3	2-2	3	1	0	0	2	1
19	WILLIAMS, David	10	3-7	1-3	2-2	3	1	0	0	2	1
20	WILLIAMS, David	10	3-7	1-3	2-2	3	1	0	0	2	1
21	WILLIAMS, David	10	3-7	1-3	2-2	3	1	0	0	2	1
22	WILLIAMS, David	10	3-7	1-3	2-2	3	1	0	0	2	1
23	WILLIAMS, David	10	3-7	1-3	2-2	3	1	0	0	2	1
24	WILLIAMS, David	10	3-7	1-3	2-2	3	1	0	0	2	1
25	WILLIAMS, David	10	3-7	1-3	2-2	3	1	0	0	2	1
26	WILLIAMS, David	10	3-7	1-3	2-2	3	1	0	0	2	1
27	WILLIAMS, David	10	3-7	1-3	2-2	3	1	0	0	2	1
28	WILLIAMS, David	10	3-7	1-3	2-2	3	1	0	0	2	1
29	WILLIAMS, David	10	3-7	1-3	2-2	3	1	0	0	2	1
30	WILLIAMS, David	10	3-7	1-3	2-2	3	1	0	0	2	1
31	WILLIAMS, David	10	3-7	1-3	2-2	3	1	0	0	2	1
32	WILLIAMS, David	10	3-7	1-3	2-2	3	1	0	0	2	1
33	WILLIAMS, David	10	3-7	1-3	2-2	3	1	0	0	2	1
34	WILLIAMS, David	10	3-7	1-3	2-2	3	1	0	0	2	1
35	WILLIAMS, David	10	3-7	1-3	2-2	3	1	0	0	2	1
36	WILLIAMS, David	10	3-7	1-3	2-2	3	1	0	0	2	1
37	WILLIAMS, David	10	3-7	1-3	2-2	3	1	0	0	2	1
38	WILLIAMS, David	10	3-7	1-3	2-2	3	1	0	0	2	1
39	WILLIAMS, David	10	3-7	1-3	2-2	3	1	0	0	2	1
40	WILLIAMS, David	10	3-7	1-3	2-2	3	1	0	0	2	1
41	WILLIAMS, David	10	3-7	1-3	2-2	3	1	0	0	2	1
42	WILLIAMS, David	10	3-7	1-3	2-2	3	1	0	0	2	1
43	WILLIAMS, David	10	3-7	1-3	2-2	3	1	0	0	2	1
44	WILLIAMS, David	10	3-7	1-3	2-2	3	1	0	0	2	1
45	WILLIAMS, David	10	3-7	1-3	2-2	3	1	0	0	2	1
46	WILLIAMS, David	10	3-7	1-3	2-2	3	1	0	0	2	1
47	WILLIAMS, David	10	3-7	1-3	2-2	3	1	0	0	2	1
48	WILLIAMS, David	10	3-7	1-3	2-2	3	1	0	0	2	1
49	WILLIAMS, David	10	3-7	1-3	2-2	3	1	0	0	2	1
50	WILLIAMS, David	10	3-7	1-3	2-2	3	1	0	0	2	1

High-scoring guard leads Sun Devil

Local product test

More on the 61:
House's 18 FTs (19 attempts) at California on Jan. 8 is a school record...the last major college player to score more was Kansas State's Askia Jones, who had 62 vs. Fresno State on March 24, 1994...the 19th player to notch a 60-point game against a D-I team (24 occasions)...House outscored 55 Division I TEAMS on Jan. 8...it is only the fifth time since 1978 that a player had more than 60 in a game involving two D-I teams...was just 11 points shy of NCAA record (two D-I teams), as Kevin Bradshaw of U.S. International had 72 in 1991 vs. Loyola Marymount, but Bradshaw was 23-of-59 while House was 18-of-30.




House closing on 61



Eddie's Houses:

Eddie House posted 12 games of at least 30 points in his career in seven arenas and in six states (California, Arizona, Texas, Oregon, Hawaii and North Carolina) and had four 40-point games. A look at House's 25+ point games, and note that 11 of the 20 were away from Tempe:

Date	Pts.	Opp.	Site
1/8/00	61	California	Haas Pavilion (Berkeley, Calif.)
12/18/99	46	San Diego State	Wells Fargo Arena (Tempe)
12/29/99	42	Penn State	Wells Fargo Arena (Tempe)
2/17/00	40	UCLA	Wells Fargo Arena (Tempe)
12/5/98	39	UNLV	America West Arena (Phoenix)
12/19/98	34	Texas A & M	Reed Arena (College Station)
1/23/99	34	Oregon	McArthur Court (Eugene, Ore.)
3/21/00	32	NC State	Sports Arena (Raleigh, N.C.)
3/15/00	32	New Mexico State	Wells Fargo Arena (Tempe)
1/29/00	31	#21 NC State	Sports Arena (Raleigh, N.C.)
12/28/99	31	Bucknell	Wells Fargo Arena (Tempe)
11/24/98	31	Kansas State	Lahaina Civic Center (Maui)
2/12/00	29	Washington	KeyArena (Seattle)
1/13/00	29	Washington	Wells Fargo Arena (Tempe)
2/19/00	28	USC	Wells Fargo Arena (Tempe)
2/10/00	27	Washington State	Friel Court (Pullman, Wash.)
2/27/99	26	California	Oakland Arena (Oakland)
11/25/98	26	Chaminade	Lahaina Civic Center (Maui)
1/15/00	25	Washington State	Wells Fargo Arena (Tempe)
1/30/99	25	#3 Stanford	Wells Fargo Arena (Tempe)



Day A
ties conference mark
in ASU's victory
in double overtime

By Bruce Adams
OF THE EXAMINER STAFF

basket of
the left
pointer
multitling
all seven
in that
11 mid-
He hit a
scored at
ing out in
he sank n
ing to the
te in the
SU up by
the right
oring with
town.
in front of
se said he

Minnesota Timberwolves
scout Rob Babcock called
House "one of the best offensive
players in the country at 1
second position" but added I

SUN DEVIL BYRON SCOTT




2002 Pac-10 Hall of Honor Inductee
1988 Arizona State Hall of Fame Inductee
Arizona State (1979-83)
1979 Graduate of Inglewood's
Morningside High School
Birthdate: March 28, 1961

- The fourth overall pick in the 1983 NBA Draft by San Diego and a three-time NBA champion with the Los Angeles Lakers in 1985, 1987 and 1988. Scott played 14 seasons in the NBA and was part of the famous "Showtime" Laker teams with such greats as James Worthy, Magic Johnson and Kareem Abdul-Jabbar.
- Inducted into the Arizona State Hall of Fame in 1988 after a tremendous career that saw his Sun Devil teams post records of 22-7 in 1979-80, 24-4 in 1980-81 and 19-14 in 1982-83 as ASU made the transition to the Pacific-10 Conference.
- Scott's Sun Devil teams went 43-11 (.796) in his three Pac-10 seasons and he earned All-Pac-10 honors in 1983.
- Ended his career as ASU's all-time leading scorer with 1,572 points after leading ASU in scoring in 1981 (16.6 points per game) and 1983 (21.6).
- Earned honorable mention All-America honors from *Associated Press*, *The Sporting News* and *Street & Smith's* in 1983 and earned honorable mention All-American from *Street & Smith's* in 1981.
- Led ASU to one of the largest defeats of an Associated Press top-ranked team when he played 40 minutes and scored 25 points as ASU defeated No. 1 and unbeaten Oregon State 81-61 on March 7, 1981, in Corvallis on the final day of the regular season. Also earned ASU Holiday Classic Outstanding Player honors in 1980.
- His 17.5 career scoring average ranks fourth on the ASU career list and he set the ASU freshmen record for minutes with 936 in 1979-80. He earned Pac-10 Rookie of the Year in 1979-80 after averaging 13.6 points and had his top two freshman scoring games against Arizona, including a 31-point effort against the Wildcats on Feb. 23, 1980 in Tempe.
- A native of Inglewood, Calif., Scott averaged 14.1 points in his NBA career and made a successful transition from player to coach as he is currently head coach of the New Orleans Hornets and also coached the Eastern Conference All-Stars at the 2002 NBA All-Star Game.
- His non-profit organization, the Byron Scott Children's Fund, has raised millions of dollars with proceeds going to various children's charities.

BYRON SCOTT'S ARIZONA STATE UNIVERSITY STATISTICS

Year	G-GS	FG	FGA	PCT	FT	FTA	PCT	REB	AVG	AST	PTS	PPG
1979-80	29-27	166	332	.500	63	86	.733	79	2.7	65	395	13.6
1980-81	28-28	197	390	.505	70	101	.693	106	3.8	78	464	16.6
1982-83	33-33	283	552	.513	147	188	.782	177	5.4	140	713	21.6
TOTALS	90-88	646	1274	.507	280	375	.747	362	4.0	283	1572	17.5

SUN DEVIL FAT LEVER



2004 Pac-10 Hall of Honor Inductee
1988 Arizona State Hall of Fame Inductee
Guard, Arizona State (1978-82)
B.A., Education, 1996

- The 11th pick in the 1982 NBA Draft by the Portland Trail Blazers. Played with the Trail Blazers from 1982-84, was on the Denver Nuggets squad from 1984-90 and finished his career with the Dallas Mavericks from 1990-94. Finished his ASU degree in 1996 with a B.A. in education.
- Inducted into the Arizona State Hall of Fame in 1988 after a tremendous career that saw his Sun Devil teams post records of 22-7 in 1979-80 and 24-4 in 1980-81, his sophomore and junior seasons.
- A three-year starter and four-year letterman who earned Associated Press second-team All-American honors in 1981-82. He also earned honorable mention All-America honors by Street & Smith's that same season.
- Earned All-Pac-10 honors in 1980-81 and 1981-82 and was team captain and MVP in 1981-82 and led ASU at the free throw line, making 117-of-143 (.818). Also led the Sun Devils in assists and steals for three straight seasons. Averaged 39.2 minutes in Pac-10 games in 1980-81.
- His 1,137 points ranked eighth on the school's career scoring list when he completed his Sun Devil career.
- Set school record (since broken) with 38-point effort against Arizona on Feb. 20, 1982. The 38 points is the most scored by a Sun Devil against the Wildcats in the history of the series. Lever made 16-of-18 free throws in the game.
- The Outstanding Player of the 1981 ASU Holiday Classic, as ASU beat New Mexico State and Vanderbilt for the title.
- Remains tied for the school record with eight steals, as he notched eight twice. He had eight vs. UC Irvine on Dec. 28, 1981, and had eight vs. Washington on Feb. 9, 1981.
- One of just three Sun Devils to notch at least 200 steals (236) and 400 assists (444) and is the ASU single-season steals leader with 76 in his senior season.
- A starter on the ASU squad which posted one of the biggest defeats of an Associated Press top-ranked team when it defeated No. 1 and unbeaten Oregon State 81-61 on March 7, 1981, in Corvallis on the final day of the regular season.



FAT LEVER'S ARIZONA STATE UNIVERSITY STATISTICS


Year	G	FG	FGA	PCT	FT	FTA	PCT	AST	STL	PTS	PPG
1978-79	29	38	92	.413	28	38	.737	51	29	104	3.6
1979-80	29	98	220	.445	72	103	.699	141	57	268	9.2
1980-81	28	120	259	.463	84	116	.724	147	74	324	11.6
1981-82	27	162	357	.454	117	143	.818	105	76	441	16.6
TOTALS	113	418	928	.450	301	400	.753	444	236	1137	10.1

SUN DEVIL LIONEL HOLLINS



2006 Pac-10 Hall of Honor Inductee
1975 Arizona State Hall of Fame Inductee
B.A., Sociology, 1986
Born: Oct. 19, 1953 (Arkansas City, Kan.)


- The sixth overall pick in the 1975 NBA Draft by the Portland Trail Blazers. One season later (1976-77), Hollins helped lead the Blazers to their only NBA championship. Established himself quickly by earning a spot on the 1976 All-Rookie team. In five years (1975-1980) with the Trail Blazers, he was a three-time All-Defensive team selection, while also earning a spot in the 1978 All-Star game.
- Played with the Trail Blazers (1975-80), Philadelphia 76ers (1980-82), San Diego Clippers (1982-83), Detroit Pistons (1983-84) and the Houston Rockets (1984-85). In 10 seasons, he played in the NBA Finals three times.
- Inducted into the Arizona State Hall of Fame as a charter member in 1975 after a solid-two career that saw his Sun Devil teams post records of 18-9 in 1973-74 and 25-4 in 1975 as Hollins started every game. The Ned Wulk-coached Sun Devils were 43-13 (.768) in his two years and tied for the Western Athletic Conference title in 1974-75 with a 12-2 record.
- Finished his ASU education more than a decade after his collegiate career was completed by earning a sociology degree in 1986. Scored 951 points in his 56 career games. Also posted 233 assists in career and led team in minutes played, averaging 31.1 in 1973-74 and 31.4 in his senior season. Sun Devils went 14-0 at home in his senior year in the newly opened University Activity Center.
- Earned *Sporting News* All-American first-team honors in 1974-75 and honorable mention from *Street & Smith's* as he led ASU to the NCAA Tournament in 1975. ASU beat tenth-ranked Alabama (97-94 in Tempe) and No. 16 UNLV (84-81 in Portland) before falling to top-ranked UCLA 89-75 in Portland. Game against Alabama drew an ASU-record home crowd of 14,733.
- Led the team in scoring both years, averaging 17.3 points in his junior season and 16.7 points in his senior year, and was named Team Most Valuable Player both seasons. Named Most Outstanding Player of 1974 ASU Holiday Classic. Played two years (1971-73) at Dixie Community College in St. George, Utah, before his Sun Devil career.



LIONEL HOLLINS' ARIZONA STATE UNIVERSITY STATISTICS

Year	G	FG	FGA	PCT	FT	FTA	PCT	AST	STL	PTS	PPG
1973-74	27-27	194	401	.484	79	120	.658	84	3.1	467	17.3
1974-75	29-29	194	409	.474	96	132	.727	149	5.1	484	16.7
TOTALS	56-56	388	810	.479	175	252	.694	233	4.2	951	17.0

SUN DEVIL EDDIE HOUSE



2007 Pac-10 Hall of Honor Inductee
Arizona State (1996-2000)
Guard, Ht. 6-1, Wt. 180
High School: Hayward HS, Union City, Calif.
Birthdate: May 14, 1978 (Berkeley, Calif.)


- Finished his career as ASU's leading scorer with 2,044 points and also the school's all-time steals leader with 258. Just the second player in Pac-10 history to notch 2,000 points and 250 steals (Gary Payton was the first).
- Did not miss a game in 124-game career and earned All-Pac-10 honors twice. Posted 12 30-point games in his career in seven arenas and in six states. Earned Pac-10 Player of the Year honors in his senior year, the first Sun Devil to earn the honor.
- One of the best-known players in the nation his senior year, led by his Pac-10 record matching 61-point outburst at California on Jan. 8 in a 111-108 double-overtime win. The first Pac-10 player to notch four 40-point games in one season as he had 46 vs. San Diego State, 42 vs. Penn State and 40 vs. UCLA. Posted eight 30-point games and set ASU records in points (736) and points per game (23.0). Tenth in Pac-10 in assists per game (3.47), second in steals (2.31) and sixth in free-throw percentage (.835). Outscored 55 Division I teams on Jan. 8 with his 61 points, and it marked just the sixth time since 1978 that a player had more than 60 points in a game involving two Division I teams. The 61 points matched Lew Alcindor's mark set in 1967. Was the only senior on a team with six true freshmen and led ASU to just its fourth 19-win season in the past 17 years, including a 10-8 mark in the Pac-10 that was tied with NCAA Sweet Sixteen participant UCLA for fourth place.
- Also became the first player to earn Pac-10 Player of the Week three straight weeks in one season and became just the fourth player to earn the award four times in a season. Ended the season as the nation's fourth-leading scorer at 23.0 points per game.
- As a junior, he was second in the league in scoring at 18.9 points per game and was fourth in the league in steals with 2.03 per game. Earned Pac-10 Player of the Week honors on Dec. 21 for his Dec. 19 effort at Texas A & M when he posted 34 points in a triple-overtime win. Also had 39 points vs. UNLV at America West Arena, 34 points at Oregon and had 31 points vs. Kansas State in Maui Invitational.
- In sophomore year (1997-98), House averaged 11.3 points and 2.0 steals per game, which was fifth in the Pac-10. He posted three 20-point games, including 22 vs. No. 2 Kansas on Nov. 26 in Madison Square Garden. Also had 24 vs. Eastern Michigan and 22 at UCLA.
- In freshman year (1996-97), he became the first ASU freshmen to notch 50 steals (59) and 100 assists (108) en route to earning Pac-10 All-Freshmen honors. Had season-high 24 points at No. 24 UCLA on Feb. 15, the most points by a Sun Devil freshmen in a road game since Jamal Faulkner had 27 at Oregon on Feb. 28, 1991.



EDDIE HOUSE'S ARIZONA STATE UNIVERSITY STATISTICS

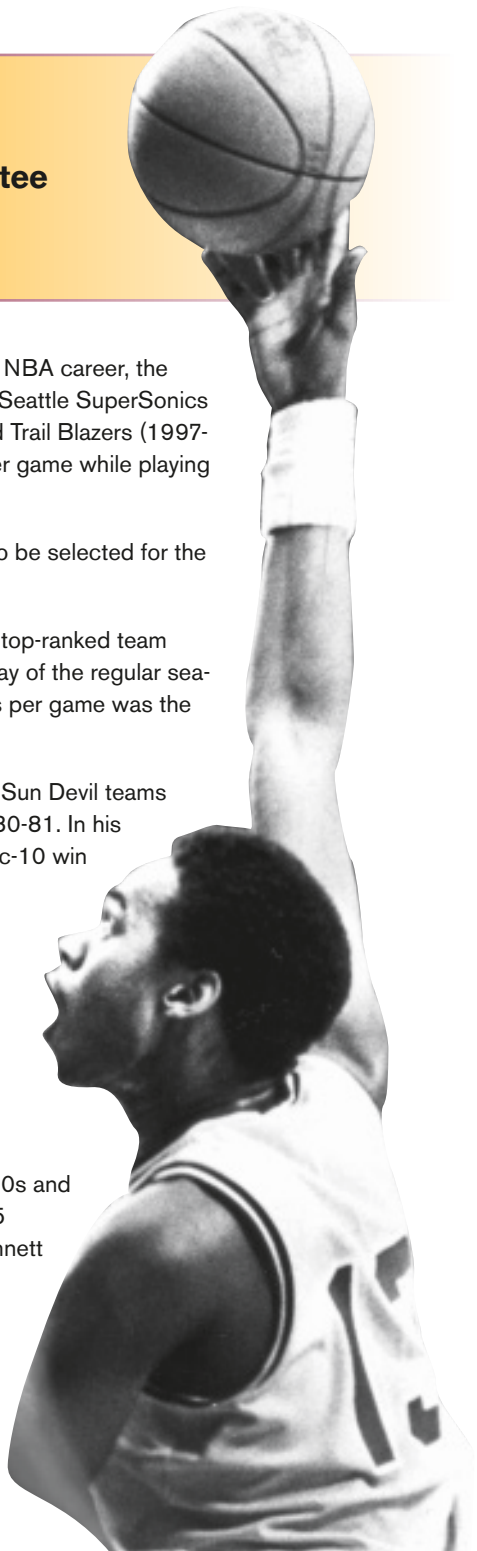
Year	G-GS	Min-Avg	FG-A	Pct	FG3-A	Pct	FT-A	Pct	Rb-Avg	F-D	Ast	To	Bk	St	Pts-Avg
99-00	32-31	1189-37.2	263-623	42.2	73-200	36.5	137-164	83.5	175-5.5	66-1	111	72	2	74	736-23.0
98-99	30-30	1106-36.9	206-477	43.2	65-167	38.9	91-115	79.1	147-4.9	87-2	93	84	3	61	568-18.9
97-98	32-31	983-30.7	143-331	43.2	55-137	40.1	22-29	75.9	96-3.0	80-1	93	43	6	64	363-11.3
96-97	30-22	886-29.5	151-363	41.6	57-179	31.8	18-28	64.2	84-2.8	66-1	108	39	8	59	377-12.6
Career	124-114	4164-33.6	763-1794	42.5	250-683	36.6	268-336	79.8	502-4.0	299-5	405	238	19	258	2044-16.5

SUN DEVIL ALTON LISTER



2008 Pac-10 Hall of Honor Inductee
2000 Arizona State Hall of Fame Inductee
Center, Arizona State (1978-81)

- The 21st overall pick in the 1981 NBA Draft by Milwaukee Bucks. Wearing No. 53 his entire NBA career, the 7-0 center played 16 NBA seasons with the Milwaukee Bucks from 1981-86 and 1994-95, Seattle SuperSonics (1986-89), Golden State Warriors (1989-93), Boston Celtics (1996-1997) and the Portland Trail Blazers (1997-98). Played in 953 NBA games and notched 6,298 points, with a career-best 11.6 points per game while playing in 75 games for Seattle in 1986-87.
- One of just two Sun Devil basketball players (Joe Caldwell in Tokyo in 1964 was the other) to be selected for the United States Olympic team, but his 1980 squad boycotted the games.
- A starter on the ASU squad which posted one of the largest defeats of an Associated Press top-ranked team when it defeated unbeaten Oregon State 81-61 on March 7, 1981, in Corvallis on the final day of the regular season. The 1980-81 Sun Devils were ranked as high as third that season and his 9.7 rebounds per game was the best by a Sun Devil in a 27-year span (1978-2004).
- Inducted into the Arizona State Hall of Fame in 2000 after a tremendous career that saw his Sun Devil teams post records of 16-14 in 1978-79 (first year in the Pac-10), 22-7 in 1979-80 and 24-4 in 1980-81. In his final two years, ASU was 15-3 (1979-80) and 16-2 (1980-81) in the Pac-10, the top two Pac-10 win totals in school history.
- A two-year starter and three-year letterman who earned honorable mention All-America honors by Associated Press and Street & Smith's in 1980-81. Also earned All-Pac-10 honors in 1980-81 and 1979-80 (honorable mention) and was named Team Most Improved Player in 1980-81 as he averaged 15.4 points and 9.7 boards in his senior year.
- Averaged 8.2 rebounds per game in his career (676) a mark that remains in the ASU top-10 list. Posted 27 double-doubles in 82-game career including a dozen in 1980-81.
- Posted 148 career blocks which set the school record that was not broken until the late 1990s and his eight blocks vs. Harvard on Dec. 28, 1978 remains tied for the school record. Blocked 55 shots in 1980 which set the school record, a mark that no one passed until 1995 (Mario Bennett with 115). Also blocked 49 shots in 1981.
- Earned All-Tournament honors at the 1978 ASU Holiday Classic, as ASU beat San Jose State and New Mexico for the title.
- Born October 1, 1958, in Dallas and a 1976 graduate of Woodrow Wilson High School in the Lakewood section of Dallas, as he was inducted into the schools Hall of Fame at its 60th anniversary in 1988.



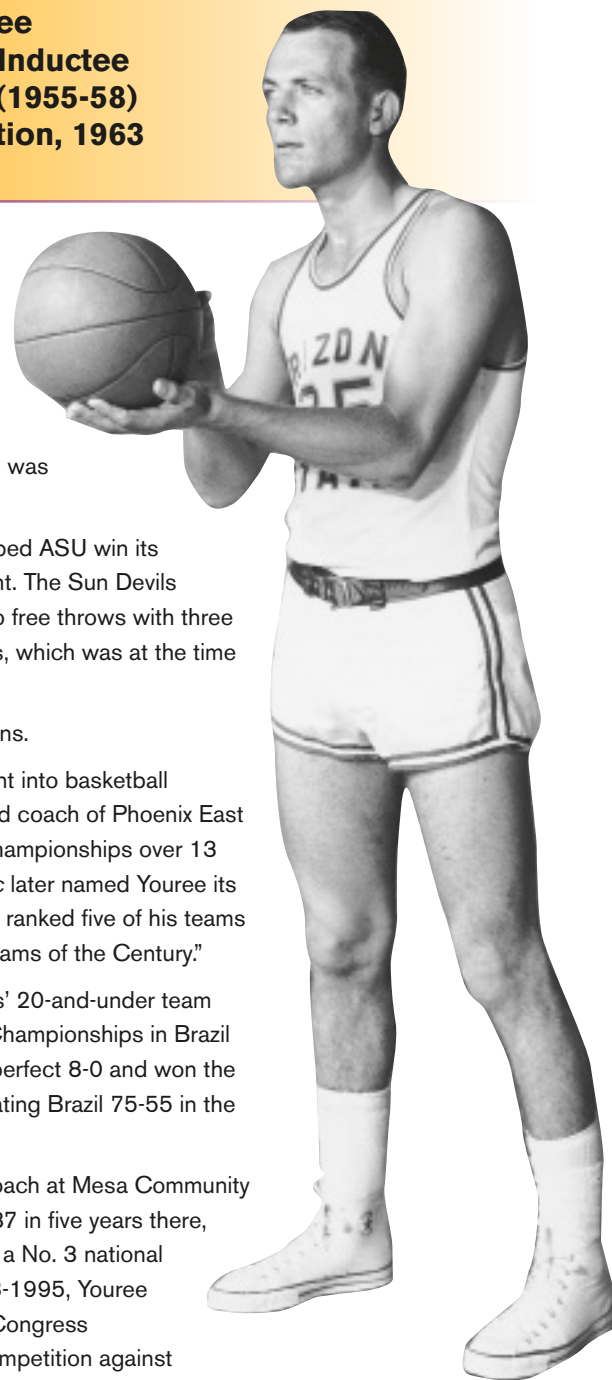
ALTON LISTER'S ARIZONA STATE UNIVERSITY STATISTICS

Year	G	FG	FGA	PCT	FT	FTA	PCT	REB	RPG	BK	PTS	PPG
1978-79	29-12	104	209	.498	47	84	.560	194	6.7	44	255	8.8
1979-80	27-27	133	264	.504	58	104	.558	231	8.6	55	324	12.0
1980-81	26-26	158	282	.560	85	123	.691	251	9.7	49	401	15.4
TOTALS	82-65	395	755	.523	170	311	.547	676	8.2	148	980	11.5

SUN DEVIL ROYCE YOREE



2009 Pac-10 Hall of Honor Inductee
1995 Arizona State Hall of Fame Inductee
Arizona State Three-Year Starter (1955-58)
B.A. Education, 1960; M.A. Education, 1963



- A three-year starter who left ASU as the school's career scoring leader (1,036 points) and was the first player in school history to surpass 1,000 points.
- Made 362 career free throws, which stood as the school's all-time record for 45 years until Ike Diogu surpassed his mark during the 2003-04 season. It is the longest-standing record in ASU men's basketball history.
- Led the Sun Devils in free throw percentage all three seasons he played for ASU, and was the team's leader in scoring with 13.9 points per game in 1955-56.
- As a senior in 1957-58, the first year for legendary head coach Ned Wulk, Youree helped ASU win its first Border Conference championship and receive its first bid to the NCAA Tournament. The Sun Devils secured the conference title in the regular season's final game, when Youree made two free throws with three seconds left give ASU a 78-76 win over Arizona. That game had a crowd of 5,100 fans, which was at the time the largest attendance for a basketball game in the state.
- Named second-team All-Border Conference in both the 1956-57 and 1957-58 seasons.
- Played three years of minor league baseball after his ASU career ended, and then went into basketball coaching in 1962 as an assistant at Phoenix's Maryvale High School. Became the head coach of Phoenix East High School in 1964, where he compiled a 5A record of 301-56 and won five state championships over 13

years. The *Arizona Republic* later named Youree its "Coach of the Century" and ranked five of his teams among the top 15 boys' "Teams of the Century."

- Coached the United States' 20-and-under team at the Junior Men's World Championships in Brazil in 1979. That team went a perfect 8-0 and won the World Championship, defeating Brazil 75-55 in the championship round.

- In 1982, became the co-coach at Mesa Community College, and he went 126-37 in five years there, including taking his team to a No. 3 national ranking in 1987. From 1988-1995, Youree coached in the Basketball Congress



International (BCI), guiding teams of Arizona's top high school basketball players in competition against top challengers from across the country. Then, he spent two years as an assistant coach at the University of San Diego and seven years as a regional scout for the NBA's Atlanta Hawks.

ROYCE YOREE'S ARIZONA STATE UNIVERSITY STATISTICS

Year	G	FG	FGA	PCT	FT	FTA	PCT	PTS	PPG
1955-56	26	121	288	.420	121	156	.775	363	13.9
1956-57	25	112	225	.498	135	171	.789	459	18.4
1957-58	25	104	258	.403	106	137	.773	314	12.5
TOTALS	76	337	771	.437	362	464	.781	1036	13.6

YEARLY TEAM STATS

SEASON		G	FG-FGA	FG%	FT-FIA	FT%	3-PT FG	3-PT FG%	REB/AVG	PF/D	A	BK	ST	PTS	AVG
1960-61	ASU	29	903-2143	.421	602-875	.688			1653/56.9	560/13				2409	83.1
	OPP.	29	810-2119	.382	486-764	.636			1446/49.9	590				2106	72.6
1961-62	ASU	27	979-2086	.469	476-719	.662			1615/59.8	547/17				2434	90.1
	OPP.	27	695-1924	.361	436-686	.668			1214/44.9	541/23				1826	67.4
1962-63	ASU	29	919-1947	.472	467-701	.666			1476/50.9	508/9				2305	79.5
	OPP.	29	791-2024	.391	428-635	.676			1226/42.3	551/22				2010	69.3
1963-64	ASU	27	868-1953	.444	466-665	.701			1361/50.4	554/23				2202	81.6
	OPP.	27	798-1891	.442	496-732	.678			1256/46.5	511/19				2090	77.5
1964-65	ASU	27	910-1936	.470	482-705	.684			1330/49.3	548/20				2302	85.2
	OPP.	27	913-2021	.452	486-710	.685			1251/46.3	546/17				2312	85.6
1965-66	ASU	26	770-1788	.431	464-669	.694			1258/48.4	535/21				2004	77.1
	OPP.	26	805-1843	.437	477-707	.675			1234/47.5	521/21				2087	80.3
1966-67	ASU	26	730-1955	.373	319-495	.644			1257/48.3	611/38				1779	68.4
	OPP.	26	788-1886	.418	487-725	.672			1480/56.9	504/16				2063	79.3
1967-68	ASU	28	848-2003	.423	495-768	.645			1451/51.8	668/28				2191	78.3
	OPP.	28	834-2078	.401	686-954	.719			1489/53.2	578/18				2354	84.1
1968-69	ASU	26	830-1840	.451	499-751	.665			1263/48.5	567/22	247			2159	83.0
	OPP.	26	832-1919	.434	528-749	.719			1267/48.7	537/27				2202	84.8
1969-70	ASU	26	846-1935	.437	423-650	.651			1298/49.9	543/18	273			2119	82.1
	OPP.	26	882-1950	.452	565-754	.749			1275/49.0	486/18	327			2329	89.6
1970-71	ASU	26	932-2038	.457	463-712	.648			1477/56.8	543/16	350			2347	90.2
	OPP.	26	836-2007	.416	476-724	.658			1297/49.9	539/22	260			2146	82.7
1971-72	ASU	26	901-1960	.460	387-625	.619			1423/54.7	518/11	375			2189	84.6
	OPP.	26	797-1997	.399	463-696	.665			1299/50.0	367/17	281			2057	79.0
1972-73	ASU	28	950-1923	.494	408-611	.668			1282/45.8	616/16	398			2308	82.5
	OPP.	28	817-1891	.432	456-663	.688			1175/41.9	595/15	332			2090	74.9
1973-74	ASU	27	914-1875	.487	357-537	.665			1183/43.8	583/16	468			2185	80.9
	OPP.	27	788-1893	.416	422-602	.701			1132/41.9	531/17	333			1998	74.0
1974-75	ASU	29	1026-2102	.488	466-668	.698			1264/43.6	700/27	493	37	163	2519	86.9
	OPP.	29	848-1803	.470	538-727	.740			1154/39.8	641/37	409	76	110	2232	77.0
1975-76	ASU	27	857-1735	.494	385-552	.697			943/34.9	609/23	392	48	188	2099	77.7
	OPP.	27	799-1621	.493	417-582	.716			956/35.4	553/25	389	49	180	2015	74.6
1976-77	ASU	28	926-1938	.478	465-671	.693			1205/43.0	579/16	385	69	192	2317	82.8
	OPP.	28	893-1879	.475	445-621	.717			1030/36.8	551/27	438	85	193	2231	79.7
1977-78	ASU	27	844-1799	.469	466-616	.756			1046/38.7	614/33	320	86	147	2150	79.6
	OPP.	27	832-1791	.465	507-740	.685			1094/40.5	566/17	450	84	187	2171	80.4
1978-79	ASU	30	948-1968	.482	436-657	.664			1290/43.0	681/12	471	165	211	2332	77.7
	OPP.	30	856-1985	.431	524-754	.695			1159/38.6	605/27	491	68	255	2236	74.5
1979-80	ASU	29	905-1750	.517	459-706	.650			1193/41.1	588/25	524	157	213	2269	78.2
	OPP.	29	817-1880	.435	418-633	.660			1042/35.9	649/31	444	46	229	2052	70.8
1980-81	ASU	28	894-1792	.499	429-632	.679			999/35.7	568/23	378	54	189	1904	68.0
	OPP.	28	762-1735	.439	376-577	.652			999/35.7	568/23	378	54	189	1904	68.0
1981-82	ASU	27	698-1539	.454	368-511	.720			977/36.2	569/16	350	92	204	1764	65.3
	OPP.	27	680-1562	.435	373-631	.591			981/36.3	471/10	364	51	172	1733	64.2
1982-83	ASU	33	970-2030	.478	485-725	.669			1248/37.8	758/32	514	106	240	2427	73.6
	OPP.	33	886-1845	.480	587-864	.679			1112/33.7	680/36	464	92	215	2359	71.5
1983-84	ASU	28	722-1589	.454	394-573	.688			1034/36.9	540/16	401	85	147	1838	65.7
	OPP.	28	701-1540	.455	424-602	.704			946/33.8	542/15	428	71	170	1826	65.2
1984-85	ASU	28	740-1557	.475	418-619	.675			929/33.2	639/23	392	106	173	1898	67.8
	OPP.	28	740-1575	.470	575-728	.707			1003/35.8	566/22	450	69	160	1995	71.3
1985-86	ASU	28	771-1623	.475	414-610	.679			903/32.3	575/26	440	79	192	1956	69.9
	OPP.	28	786-1556	.505	416-610	.682			979/35.0	583/21	480	73	167	1988	71.0
1986-87	ASU	28	758-1709	.444	408-547	.746	92-220	.418	975/34.8	553/23	390	53	200	2016	72.0
	OPP.	28	763-1575	.484	439-638	.688	80-206	.354	996/35.6	495/7	452	89	180	2045	73.0
1987-88	ASU	29	819-1698	.482	463-671	.690	125-328	.381	1023/35.3	557/8	465	70	208	2226	76.8
	OPP.	29	862-1760	.490	424-604	.701	147-374	.393	1022/35.2	576/28	494	80	214	2295	79.1

YEARLY TEAM STATS

SEASON		G	FG-FGA	FG%	FT-FTA	FT%	3-PT FG	3-PT FG%	REB/AVG	PF/D	A	BK	ST	PTS	AVG
1988-89	ASU	28	824-1620	.509	437-606	.721	144-335	.430	917/32.8	514/14	511	58	218	2229	79.6
	OPP.	28	899-1807	.498	415-613	.677	138-345	.400	1044/37.3	568/28	561	59	255	2351	84.0
1989-90	ASU	31	718-1629	.441	443-634	.699	152-446	.341	994/32.1	519/15	424	65	189	2031	65.5
	OPP.	31	785-1659	.473	390-563	.693	126-335	.376	1034/33.4	569/28	427	70	188	2086	67.3
1990-91	ASU	30	867-1818	.477	472-713	.662	172-498	.345	1053/35.1	575/14	544	84	245	2378	79.3
	OPP.	30	828-1783	.464	424-637	.666	138-367	.376	1104/36.8	574/18	465	68	196	2218	73.9
1991-92	ASU	33	823-1845	.466	437-686	.637	175-548	.319	1113/33.7	575/10	482	102	238	2258	68.4
	OPP.	33	878-1869	.470	379-574	.660	144-422	.341	1156/35.0	595/19	502	83	250	2279	69.1
1992-93	ASU	28	867-1999	.434	369-591	.624	263-772	.341	973/34.8	510/11	512	91	337	2366	84.5
	OPP.	28	889-1712	.519	398-600	.663	128-357	.359	1235/44.1	509/11	508	93	204	2304	82.3
1993-94	ASU	28	759-1729	.439	432-659	.656	208-628	.331	1018/36.4	528/20	387	81	238	2158	77.1
	OPP.	28	771-1658	.465	424-619	.685	143-246	.336	1074/38.4	567/17	441	78	199	2109	75.3
1994-95	ASU	33	954-2034	.469	465-750	.620	212-630	.337	1161/35.2	617/17	608	165	345	2585	78.3
	Opp.	33	859-1877	.458	476-669	.712	137-411	.333	1195/36.2	630/18	480	103	260	2331	70.6
1995-96	ASU	27	727-1713	.424	356-555	.641	170-530	.321	981/36.3	557/17	412	104	225	1980	73.3
	Opp.	27	758-1593	.476	457-681	.671	142-387	.367	1098/40.7	485/9	428	92	220	2115	78.3
1996-97	ASU	30	830-1953	.425	333-501	.665	188-562	.335	1041/34.7	549/13	533	172	299	2181	72.7
	Opp.	30	805-1784	.451	411-616	.667	212-548	.387	1258/41.9	486/9	537	103	203	2233	74.4
1997-98	ASU	32	1019-2118	.481	493-661	.746	172-478	.360	1169/36.5	558/17	639	114	290	2703	84.5
	Opp.	32	1018-2217	.459	444-663	.670	208-603	.345	1330/41.6	576/11	584	92	248	2688	84.0
1998-99	ASU	30	804-1820	.442	451-648	.696	177-532	.333	1101/36.7	595/19	512	77	249	2236	74.5
	Opp.	30	768-1664	.462	471-688	.685	160-473	.338	1047/34.9	575/16	448	109	203	2167	72.2
1999-00	ASU	32	924-2127	.434	529-726	.729	162-481	.337	1236/38.6	776/35	516	87	274	2539	79.3
	Opp.	32	788-1732	.455	653-944	.692	166-485	.342	1142/35.7	659/20	463	146	191	2395	74.8
2000-01	ASU	29	779-1757	.443	458-681	.673	105-356	.295	1144/39.4	678/37	458	119	183	2121	73.1
	Opp.	29	648-1530	.424	598-843	.709	166-475	.349	970/33.4	614/18	387	104	194	2060	71.4
2001-02	ASU	29	812-1784	.455	461-703	.656	144-431	.334	1074/37.0	691/23	475	77	208	2229	76.9
	Opp.	29	684-1502	.455	613-820	.748	161-473	.340	950/32.8	628/26	386	107	169	2142	73.9
2002-03	ASU	32	886-1838	.482	561-832	.674	131-404	.324	1162/36.3	626/14	506	139	173	2464	77.0
	Opp.	32	808-1806	.447	467-674	.693	174-515	.338	1031/32.2	723/25	446	126	187	2257	70.5
2003-04	ASU	27	646-1498	.431	547-744	.735	161-478	.337	961/35.6	567/17	426	86	150	2000	74.1
	Opp.	27	718-1594	.450	458-650	.705	174-487	.357	963/35.7	637/26	464	89	193	2068	76.6
2004-05	ASU	32	832-1841	.452	551-770	.716	218-627	.348	1174/36.7	604/13	530	116	201	2433	76.0
	Opp.	32	833-1862	.447	462-647	.714	182-540	.337	1081/33.8	677/18	440	90	231	2310	72.2
2005-06	ASU	28	655-1520	.431	410-568	.722	158-418	.378	927/33.1	562/24	403	90	180	1878	67.1
	Opp.	28	665-1493	.445	447-605	.739	181-468	.387	924/33.0	545/10	399	109	184	1958	69.9
2006-07	ASU	30	633-1534	.413	293-447	.655	196-615	.319	975/32.5	538/16	392	60	181	1755	58.5
	Opp.	30	630-1446	.436	408-588	.694	185-540	.343	917/30.6	481/10	393	79	206	1853	61.8
2007-08	ASU	34	768-1656	.464	491-664	.739	244-688	.355	1029/30.3	546/14	491	109	236	2271	66.8
	Opp.	34	718-1752	.410	410-562	.730	260-740	.351	1051/30.9	603/9	459	84	190	2106	61.9
2008-09	ASU	35	825-1718	.480	490-655	.737	288-778	.370	1085/31.0	557/15	544	401	201	2428	69.4
	Opp.	35	746-1814	.411	413-560	.738	212-665	.319	1043/29.8	611/16	424	419	205	2117	60.5
2009-10	ASU	33	743-1645	.452	445-625	.712	271-735	.369	1050/31.8	542/10	461	80	216	2202	66.7
	Opp.	33	678-1687	.402	401-587	.683	181-571	.317	1056/32.0	581/11	405	81	184	1938	58.7
2010-11	ASU	31	719-1674	.430	305-486	.628	240-684	.351	991/32.0	574/10	463	115	196	1983	64.0
	Opp.	31	708-1652	.429	452-649	.396	205-593	.346	1102-35.5	492	446	106	203	2073	66.9
2011-12	ASU	31	654-1439	.454	402-594	.677	181-497	.364	975-31.5	548/13	377	123	173	1891	61.0
	Opp.	31	701-1626	.431	443-623	.711	211-574	.368	929-30.0	553	421	77	230	2056	66.3
2012-13	ASU	35	902-1964	.459	458-706	.649	250-722	.346	1261-36.0	553-9	497	211	222	2512	71.8
	Opp.	35	861-2098	.410	414-559	.741	127-673	.337	1251-35.7	669-	449	116	241	2363	67.5
2013-14	ASU	33	836-1852	.451	546-787	.694	268-688	.390	1172-35.5	635-13	471	182	167	2486	75.3
	Opp.	33	821-1961	.419	474-732	.648	175-536	.326	1251-37.9	658	387	135	184	2291	69.4
2014-15	ASU	34	809-1818	.445	511-766	.667	231-660	.350	1184-34.8	638-12	431	79	199	2360	69.4
	Opp.	34	821-1821	.451	433-621	.697	188-519	.362	1055-31.0	701	422	144	208	2263	66.6
2015-16	ASU	32	796-1919	.415	499-726	.687	254-756	.336	1177-36.8	654-14	405	86	170	2345	73.3
	Opp.	34	830-1812	.458	224-634	.353	483-690	.700	1159-36.2	670-	483	150	186	2367	74.0

ASU HOLIDAY TOURNAMENT

ASU's 40-Year Holiday Tournament

Arizona State hosted an annual holiday tournament for 40 years. Through the years it operated under several names, such as the Sun Devil Classic (1963-'69 and 1974-'76), the Fiesta Classic (1977-'83), the Kactus Klassic (1984-'88), The Tribune Classic (1989-1997), the Fiesta Bowl Classic (1998-2004) and Sleep America Classic (2005-2006). ASU's annual tourney began in 1963 and ran from 1974-2007.

In the 40 tournaments, a number of outstanding players from around the nation competed in this Tempe tradition. Top names include 2001 NBA first-round draft picks Brandon Armstrong of Pepperdine and Rodney White of Charlotte, Kerry Kittles of Villanova, Earl Boykins of Eastern Michigan, Erick Dampier of Mississippi State, Rick Mount of Purdue, Rudy Tomjanovich of Michigan, Greg Anderson of Houston, Byron Larkin of Xavier, and Alec Kessler and Litterial Green of Georgia. And, of course, Sun Devil stars like Eddie House, Mario Bennett, Jumpin' Joe Caldwell, Fat Lever, Lionel Hollins, Ron Riley, Byron Scott and 2005 NBA Lottery selection Ike Diogu all were tournament MVPs.

Arizona State won 29 of the 40 events, including 13 of the final 18, with championship victories against Georgia, Texas, Northwestern, Detroit Mercy, Villanova, Vanderbilt, Eastern Michigan, Penn State, Northwestern, Nebraska, Valparaiso and Northern Arizona. ASU advanced to the championship 32 of the final 33 years, and 37 of 40 overall (the only exceptions in 1966, 1969 and 2000). ASU's all-time record in the tournament was 66-14 (.825).

TEAM RECORDS

SCORING

Highest Score (One Team) in Classic: 127 by Arizona State vs. Oklahoma, Dec. 20, 1963.

Highest Combined Score (Both Teams): 222 by Arizona State (127) and Oklahoma (95) 1963.

Most Points Scored in One Tournament: 723 by Arizona State, Michigan State, Oklahoma and California, Dec. 20-21, 1963.

Highest Scoring Average in Classic: 106.5 by Arizona State, 1997

Most Points Scored in Classic: 213 by Arizona State, 1997

FIELD GOALS

Most Field Goals in One Game (One Team): 50 by Michigan State vs. Oklahoma, Dec. 21, 1963.

Most Field Goals in One Game (Both Teams): 86 by Michigan State (50) and Oklahoma (36), Dec. 21, 1963.

Most Field Goals Scored in One Tournament: 285 by Arizona State, New Mexico, San Jose State, and Wichita State, Dec. 1-2, 1978.

FREE THROWS

Most Free Throws in One Game (One Team): 39 (of 48) by Arizona State vs. Oklahoma, Dec. 20, 1963.

Most Free Throw Attempts in One Game (one team): 48 by Arizona State vs. San Diego State, Dec. 4, 1987; 48 by Santa Clara vs. Memphis St., Dec. 5, 1975; and 48 by Arizona State vs. Oklahoma, Dec. 20, 1963.

Most Free Throws in One Tournament: 201 by Arizona State, Michigan State, Oklahoma and California, Dec. 20-21, 1963.

ATTENDANCE

Largest Single Game: 11,367, Dec. 29, 1990, by Michigan vs. Penn and ASU vs. Texas

Largest Tournament: 20,603, Dec. 29-30, 1995, by SMU, Penn, Detroit and ASU

INDIVIDUAL RECORDS

SCORING

Most Points in One Tournament: 77 by Greg Anderson (Houston), Dec. 5-6, 1986.

Most Points in One Game: 42, twice, by Eddie House (ASU) vs. Penn State Dec. 29, 1999, and by Derrick Dial (Eastern Michigan) vs. ASU, Dec. 28, 1997.

Best Scoring Average for One Tournament: 38.5 by Greg Anderson (Houston), Dec. 5-6, 1986.

FIELD GOALS

Most Field Goals in One Game: 18 by Greg Anderson (Houston) vs. ASU, Dec. 6, 1986.

Most Field Goal Attempts in One Game: 30 (made 16) by Pete Gent (Michigan State) vs. Oklahoma, Dec. 21, 1963.

Most Field Goals in One Tournament: 36 by Don Smith (Iowa State), at Phoenix, Dec. 20-21, 1966.

Most Field Goal Attempts in One Tournament: 45 (made 21) by Seabern Hill at Phoenix, Dec. 20-21, 1968.

FREE THROWS

Most Free Throws in One Game: 18 (23 attempts) by Ike Diogu (Arizona State) vs. Western Michigan, Dec. 30, 2003.

Most Free Throw Attempts in One Game: 23 (made 18) by Ike Diogu (Arizona State) vs. Western Michigan, Dec. 30, 2003.

Most Free Throws in One Tournament: 27 (of 30) by Bill Cook (Memphis St.), Dec. 5-6, 1975.

Most Free Throw Attempts in One Tournament: 30 (made 27) by Bill Cook (Memphis St.), Dec. 5-6, 1975.

REBOUNDS

Most Rebounds in One Game: 27 by Mark Landsberger (Arizona State) vs. San Diego St., Dec. 3, 1976.

Most Rebounds in One Tournament: 45 by Mark Landsberger (Arizona State) in 1976.

ASU HOLIDAY TOURNAMENT

2006

First Round

Davidson 83	Ohio 74
Arizona State 71	NC A&T 66

Consolation

Ohio 95	NC A & T 83
---------------	-------------

Championship

Davidson 75	Arizona State 70
-------------------	------------------

All-Tournament Team

Boris Meno, Davidson; Thomas Sander; Davidson; Jeff Pendergraph, Arizona State; Serge Angounou, Arizona State; Whitney Davis, Ohio

Outstanding Player: Jason Richards, Davidson

2005

First Round

NAU 70	USF 66
Arizona State 64	Boise State 49

Consolation

Boise State 59	USF 58
----------------------	--------

Championship

Arizona State 72	NAU 55
------------------------	--------

All-Tournament Team

Bryson Krueger, Arizona State; Ruben Boykin Jr., Northern Arizona; Steven Sir, Northern Arizona; Coby Karl, Boise State; Alan Wiggins, San Francisco

Outstanding Player: Kevin Kruger, Arizona State

2004

First Round

Valparaiso 69	Penn State 56
Arizona State 92	Long Island 63

Consolation

Penn State 80	Long Island 56
---------------------	----------------

Championship

Arizona State 89	Valparaiso 65
------------------------	---------------

All-Tournament Team

Marlon Smith, Penn State; Dan Oppland, Valparaiso; Ron Howard, Valparaiso; Steve Moore, Arizona State; Kevin Kruger, Arizona State

Outstanding Player: Ike Diogu, Arizona State

2003

First Round

Western Michigan 76	Winthrop 71
Arizona State 89	San Diego 70

Consolation

Winthrop 70	San Diego 66
-------------------	--------------

Championship

Western Michigan 81	Arizona State 76
---------------------------	------------------

All-Tournament Team

Ike Diogu, Arizona State; Mike Williams, Western Michigan; Stevie Moore, Arizona State; Tyrone Walker, Winthrop; Nick Lewis, San Diego

Outstanding Player: Ben Reed, Western Michigan

2002

First Round

Nebraska 60	UCSB 57
Arizona State 79	Bucknell 52

Consolation

Bucknell 67	UCSB 60
-------------------	---------

Championship

Arizona State 75	Nebraska 63
------------------------	-------------

All-Tournament Team

Mark Hill, USCB; Boakai Lalugba, Bucknell; Jake Muhleisen, Nebraska; Andrew Drevo, Nebraska; Tommy Smith, Arizona State

Outstanding Player: Ike Diogu, Arizona State

2001

First Round

Northwestern 52	La.-Lafayette 51
Arizona State 77	Canisius 54

Consolation

La.-Lafayette 73	Canisius 70
------------------------	-------------

Championship

Arizona State 77	Northwestern 60
------------------------	-----------------

All-Tournament Team

Hodari Mallory, Canisius; Anthony Johnson, La.-Lafayette; Winston Blake, Northwestern; Tavares Hardy, Northwestern; Curtis Millage, Arizona State

Outstanding Player: Chad Prewitt, Arizona State

2000

First Round

Pepperdine 81	Charlotte 70
Ohio 75	Arizona State 71

Consolation

Arizona State 91	Charlotte 78
------------------------	--------------

Championship

Pepperdine 78	Ohio 76 (OT)
---------------------	--------------

All-Tournament Team

Kelvin Gibbs, Pepperdine; Brandon Hunter, Ohio; Anthony Jones, Ohio; Shawn Redhage, Arizona State; Rodney White, Charlotte

Outstanding Player: Brandon Armstrong, Pepperdine

1999

First Round

Penn State 83	Manhattan 77
Arizona State 80	Bucknell 55

Consolation

Bucknell 70	Manhattan 66
-------------------	--------------

Championship

Arizona State 93	Penn State 85
------------------------	---------------

All-Tournament Team

Brian Muckle, Bucknell; Bruce Seals, Manhattan; Joe Crispin, Penn State; Jarrett Stephens, Penn State; Awvee Storey, Arizona State

Outstanding Player: Eddie House, Arizona State

1998

First Round

Arizona State 84	Navy 72
Alaska-Anchorage 80	SMU 72

Consolation

Navy 68	SMU 65
---------------	--------

Championship

Arizona State 85	Alaska-Anchorage 52
------------------------	---------------------

All-Tournament Team

Mike Batiste, Arizona State; Jim Hajdukovich, Alaska-Anchorage; Eddie House, Arizona State; Ed Kirk, Alaska-Anchorage; Skip Victor, Navy

Outstanding Player: Bobby Lazor, Arizona State

1997

First Round

Eastern Michigan 72	Boston 69
Arizona State 111	La Salle 78

Consolation

Boston 77	La Salle 65
-----------------	-------------

Championship

ASU 102	Eastern Michigan 90
---------------	---------------------

All-Tournament Team

Mike Batiste, Arizona State; Walter Brown, Boston; Earl Boykins, Eastern Michigan; Derrick Dial, Eastern Michigan; Jeremy Veal, Arizona State

Outstanding Player: Bobby Lazor, Arizona State

1996

First Round

St. Bonaventure 63	UAB 61
Arizona State 74	William & Mary 54

Consolation

UAB 57	William & Mary 55
--------------	-------------------

Championship

St. Bonaventure 68	Arizona State 57
--------------------------	------------------

All-Tournament Team

Mike Batiste, Arizona State; Eddie House, Arizona State; Shandue McNeill, St. Bonaventure; Carlos Williams, UAB; Tim Winn, St. Bonaventure

Outstanding Player: Rashaan Palmer, St. Bonaventure

1995

First Round

Detroit 77	Penn 65
Arizona State 62	SMU 58

Consolation

SMU 79	Penn 67
--------------	---------

Championship

Detroit 71	Arizona State 66
------------------	------------------

All-Tournament Team

Leon Derricks, Detroit; Tim Krug, Penn; Troy Matthews, SMU; Ron Riley, Arizona State; Jeremy Veal, Arizona State

Outstanding Player: Carl Pickett, Detroit

1994

First Round

Vanderbilt 93	Cleveland St. 64
Arizona State 65	Pacific 50

Consolation

Pacific 94	Cleveland St. 85
------------------	------------------

Championship

Arizona State 67	Vanderbilt 61
------------------------	---------------

All-Tournament Team

Corey Anders, Pacific; Craig Caldwell, Cleveland St.; Ronnie McMahan, Vanderbilt; Howard Pride, Vanderbilt; Ron Riley, Arizona State

Outstanding Player: Mario Bennett, Arizona State

1993

First Round

Villanova 90	Mississippi State 82
Arizona State 87	No. Arizona 71

Consolation

Mississippi State 85	No. Arizona 64
----------------------------	----------------

ASU HOLIDAY TOURNAMENT

Championship

Arizona State 73 Villanova 62 OT

All-Tournament Team

Isaac Burton, Arizona State; Dwayne Fontana, Arizona State; Kerry Kittles, Villanova; Ron Wilson, Villanova

Outstanding Player: Ron Riley, Arizona State

1992

First Round

Detroit Mercy 82 Richmond 70
Arizona State 103 Duquesne 81

Consolation

Duquesne 70 Richmond 65

Championship

Arizona State 100 Detroit Mercy 84

All-Tournament Team

Dwayne Fontana, Arizona State; Mark Gilbert, Duquesne; Dwayne Kelly, Detroit Mercy; Mike Lovelace, Detroit Mercy; Kenny Wood, Richmond

Outstanding Player: Stevin Smith, Arizona State

1991

First Round

Northwestern 76 Creighton 57
Arizona State 78 Brown 71

Consolation

Brown 80 Creighton 79

Championship

Arizona State 81 Northwestern 62

All-Tournament Team

Duan Cole, Creighton; Jamal Faulkner, Arizona State; Charles Howell, Northwestern; Rick Lloyd, Brown; Stevin Smith, Arizona State

Outstanding Player: Mario Bennett, Arizona State

1990

First Round

Texas 76 Michigan 74
Arizona State 94 Penn 62

Consolation

Michigan 84 Penn 62

Championship

Arizona State 89 Texas 82

All-Tournament Team

Isaac Austin, Arizona State; Demetrius Calip, Michigan; Dexter Cambridge, Texas; Locksley Collie, Texas; Dwayne Fontana, Arizona State

Outstanding Player: Jamal Faulkner, Arizona State

1989

First Round

Georgia 65 Wisconsin 64
Arizona State 92 Manhattan 70

Consolation

Wisconsin 63 Manhattan 48

Championship

Arizona State 62 Georgia 61

All-Tournament Team

Matt Anderson, Arizona State; Alec Kessler, Georgia; Litteral Green, Georgia; Danny Jones, Wisconsin; Kurt Portmann, Wisconsin

Outstanding Player: Alex Austin, Arizona State

1988

First Round

UC Santa Barbara 88 Iowa State 73
Arizona State 82 San Francisco 76

Consolation

Iowa State 99 San Francisco 73

Championship

UC Santa Barbara 84 Arizona State 80

All-Tournament Team

Victor Alexander, Iowa State; Carrick DeHart, UC Santa Barbara; Trent Edwards, Arizona State; Jay Goodman, Iowa State; Tarence Wheeler, Arizona State

Outstanding Player: Eric McArthur, UC Santa Barbara

1987

First Round

Richmond 64 Tulsa 60
Arizona State 91 San Diego State 68

Consolation

Tulsa 67 San Diego State 59

Championship

Richmond 76 Arizona State 63

All-Tournament Team

Arthur Thomas, Arizona State; John Jerome, Arizona State; Rodney Rice, Richmond; Scott Stapleton, Richmond; Tracy Moore, Tulsa

Outstanding Player: Peter Woolfolk, Richmond

1986

First Round

Houston 78 Mississippi Valley St. 69
Arizona State 97 Hawaii 72

Consolation

Hawaii 97 Mississippi Valley State 81

Championship

Houston 83 Arizona State 66

All-Tournament Team

Steve Beck, Arizona State; Arthur Thomas, Arizona State; Alan Andrus, Hawaii; George Ivory, Mississippi Valley State; Ricky Winslow, Houston

Outstanding Player: Greg Anderson, Houston

1985

First Round

Arizona State 63 Fordham 60
TCU 63 Brigham Young 50

Consolation

Brigham Young 75 Fordham 72

Championship

Arizona State 71 TCU 68

All-Tournament Team

Arthur Thomas, Arizona State; Eric Holloway, Arizona State; Carl Lott, TCU; Jeff Chatman, Brigham Young; Joe Paterno, Fordham

Outstanding Player: Chris Sandle, Arizona State

1984

First Round

Xavier 87 George Washington 79
Arizona State 81 Lehigh 64

Consolation

George Washington 76 Lehigh 49

Championship

Arizona State 71 Xavier 67

All-Tournament Team

Jim Deines, Arizona State; Mike Brown, George Washington; Byron Larkin, Xavier; Mike Polaha, Lehigh

Outstanding Player: Chris Sandle, Arizona State

1983

First Round

Seton Hall 58 St. Mary's 53
Arizona State 82 Western Carolina 67

Consolation

Western Carolina 82 St. Mary's 77

Championship

Arizona State 66 Seton Hall 53

All-Tournament Team

Chris Beasley, Arizona State; Billy Jordan, Arizona State; Quinton Lytle, Western Carolina; Tom Brown, Seton Hall

Outstanding Player: Eric Holloway, Arizona State

1982

First Round

Arizona State 79 Connecticut 64
South Carolina 67 Utah 63

Consolation

Connecticut 73 Utah 63

Championship

Arizona State 84 South Carolina 79

All-Tournament Team

Paul Williams, Arizona State; Karl Hobbs, Connecticut; Jimmy Foster, South Carolina; Norman Bailey, Connecticut

Outstanding Player: Byron Scott, Arizona State

1981

First Round

Vanderbilt 80 Cal St.-Long Beach 78
Arizona State 84 New Mexico St. 74

Consolation

Cal St.-Long Beach 85 New Mexico St. 70

Championship

Arizona State 65 Vanderbilt 53

All-Tournament Team

Warren Everett, Arizona State; Willie Jones, Vanderbilt; Jaime Pena, New Mexico State; Dino Gregory, Cal St.-Long Beach

Outstanding Player: Lafayette Lever, Arizona State

1980

First Round

Iowa 69 Cincinnati 64
Arizona State 92 Montana State 71

Consolation

Cincinnati 77 Montana State 75

Championship

Arizona State 96 Iowa 88

All-Tournament Team

David Kennedy, Cincinnati; Vince Brookins, Iowa; Kenny Arnold, Iowa; Sam Williams, Arizona State

Outstanding Player: Byron Scott, Arizona State

ASU HOLIDAY TOURNAMENT

1979

First Round

Arizona State 92 Southern Illinois 74
USC 67 Seattle 65 (OT)

Consolation

Seattle 86 Southern Illinois 74

Championship

USC 77 Arizona State 66

All-Tournament Team

Wayne Abrams, Southern Illinois; Jawann Oldham, Seattle; Kurt Nimphius, Arizona State; Don Carfino, USC

Outstanding Player: Purvis Miller, USC

1978

First Round

Arizona State 89 San Jose State 74
New Mexico 95 Wichita State 81

Consolation

San Jose State 82 Wichita State 80

Championship

Arizona State 104 New Mexico 100

All-Tournament Team

Mike Mendez, San Jose State; Alton Lister, Arizona State; Phil Abney, New Mexico; Cheese Johnson, Wichita State

Outstanding Player: Blake Taylor, Arizona State

1977

First Round

Arizona State 87 Iowa State 69
San Francisco 84 Tennessee 75

Consolation

Tennessee 81 Iowa State 76

Championship

Arizona State 89 San Francisco 79

All-Tournament Team

Andrew Parker, Iowa State; Reggie Johnson, Tennessee; James Hardy, San Francisco; Chubby Cox, San Francisco

Outstanding Player: Blake Taylor, Arizona State

1976

First Round

Arizona State 86 San Diego State 65
Oregon 57 Wichita State 49

Consolation

Wichita State 75 San Diego State 62

Championship

Oregon 57 Arizona State 47

All-Tournament Team

Will Connelly, San Diego State; Mike Drummond, Oregon; Lynbert Johnson, Wichita State; Mark Landsberger, Arizona State

Outstanding Player: Greg Ballard, Oregon

1975

First Round

Arizona State 69 Santa Clara 59
DePaul 100 Memphis State 91

Consolation

Santa Clara 93 Memphis State 86

Championship

Arizona State 74 DePaul 67

All-Tournament Team

Ron Norwood, DePaul; Korky Nelson, Santa Clara; Tony Zeno, Arizona State; Scott Lloyd, Arizona State

Outstanding Player: Bill Cook, Memphis State

1974

First Round

Nebraska 67 Cal St.-Long Beach 55
Arizona State 93 Montana 66

Consolation

Cal St.-Long Beach 78 Montana 56

Championship

Arizona State 83 Nebraska 62

All-Tournament Team

Jerry Fort, Nebraska; Mike Moon, Arizona State; Bob Gross, Cal St.-Long Beach; Scott Lloyd, Arizona State

Outstanding Player: Lionel Hollins, Arizona State

1969

First Round

Missouri 67 Arizona State 57
Washington 86 Northwestern 81

Consolation

Northwestern 101 Arizona State 91

Championship

Washington 92 Missouri 80

All-Tournament Team

Seabern Hill, Arizona State; Steve Hawes, Washington; George Irvine, Washington; Dave Pike, Missouri

Outstanding Player: Don Adams, Northwestern

1968

First Round

Purdue 98 California 81
Arizona State 88 Nebraska 76

Consolation

California 86 Nebraska 73

Championship

Arizona State 85 Purdue 80

All-Tournament Team

Seabern Hill, Arizona State; Herman Gilliam, Purdue; Bob Presley, California; Leroy Chalk, Nebraska

Outstanding Player: Rick Mount, Purdue

1967

First Round

Michigan 80 Oregon State 61
Arizona State 59 Oklahoma State 58

Consolation

Oregon State 49 Oklahoma State 48

Championship

Arizona State 92 Michigan 91

All-Tournament Team

Joe Smith, Oklahoma State; Jim Pitts, Michigan; Bob Edwards, Arizona State; Roger Dettler, Arizona State

Outstanding Player: Rudy Tomjanovich, Michigan

1966

First Round

Iowa State 89 USC 68
Texas 93 Arizona State 81

Consolation

USC 92 Arizona State 60

Championship

Iowa State 101 Texas 87

All-Tournament Team

Bill Hewitt, USC; John McConigle, Iowa State; Billy Arnold, Texas; Randy Lindner, Arizona State

Outstanding Player: Don Smith, Iowa State

1965

First Round

Seattle 86 Colorado 69
Arizona State 90 Baylor 87

Consolation

Colorado 89 Baylor 77

Championship

Arizona State 84 Seattle 81

All-Tournament Team

Tom Hatfield, Baylor; Chuck Gardner, Colorado; Malcolm Strong, Seattle; Darrell Hardy, Baylor

Outstanding Player: Freddie Lewis, Arizona State

1964

First Round

Murray State 65 Texas-El Paso 58
Arizona State 88 Washington State 77

Consolation

Washington State 67 Texas-El Paso 63

Championship

Arizona State 107 Murray State 96

All-Tournament Team

Andy Stoglin, Texas El-Paso; Randy Stoll, Washington State; Freddie Lewis, Arizona State; John Myers, Arizona State

Outstanding Player: Stewart Johnson, Murray State

1963

First Round

California 78 Michigan State 58
Arizona State 127 Oklahoma 95

Consolation

Michigan State 118 Oklahoma 100

Championship

Arizona State 71 California 66

All-Tournament Team

Willie Wilson, Oklahoma; Dan Wolthers, California; Dennis Dairman, Arizona State; Pete Gent, Michigan State

Outstanding Player: Joe Caldwell, Arizona State

OT GAMES/BIGGEST WINS, LOSSES

1962-63

H Wichita	L	90-92
H Denver	W	79-72
T-N Utah State	W	79-75

1965-66

H Southern Illinois	W	79-78
---------------------	---	-------

1966-67

H Brigham Young	L	74-78
-----------------	---	-------

1968-69

T-A Oregon State	L	42-46
------------------	---	-------

1969-70

T-N Rice	W	77-70
----------	---	-------

1973-74

T-A Oklahoma State	L	72-77
--------------------	---	-------

1976-77

A Arizona	L	91-92
H Brigham Young	W	86-84
H Arizona	W	95-89

1977-78

H Arizona	W	69-64
-----------	---	-------

1978-79

T-N Harvard	W	81-77
T-N Purdue	L	87-92

1979-80

H Kansas	W	73-65
A Oregon State	L	75-82

1980-81

A New Mexico	W	86-83
A Washington State	W	62-59 (2)
H UCLA	W	78-74 (3)
A California	W	84-81 (2)
A Oregon	W	78-77

1981-82

A Washington State	L	68-70 (2)
1982-83		
T-A DePaul	L	72-73
T-N Texas Tech	W	60-59
A Oregon	W	81-80
H Stanford	W	76-72

1983-84

H Washington State	W	64-62
--------------------	---	-------

1984-85

A Oregon State	W	83-82 (2)
H Oregon	W	65-64

1985-86

T-N Louisiana Tech	L	86-87
H California	W	69-67
A Stanford	W	77-75 (2)
A Oregon State	L	69-75
H UCLA	W	74-73
H Washington State	W	80-78 (2)

1986-87

A San Jose State	W	67-66
A Stanford	L	92-97

1987-88

A Washington State	W	66-65
H Oregon	L	82-87

1988-89

T-N Alabama	L	83-84
H USC	L	81-84

1989-90

A San Francisco	W	70-67 (2)
H California	L	66-68 (2)

1990-91

H USC	W	84-80
H Oregon	W	87-84

1991-92

H San Diego	W	59-56
H Louisville	L	62-63

1993-94

H SMU	W	68-58
H Villanova	W	73-62

1994-95

H Texas-San Antonio	L	85-87
H Washington	W	78-73
A #6 UCLA	L	77-82
A #12 Arizona	W	103-98 (2)

1995-96

H Oregon State	W	63-58
----------------	---	-------

1996-97

H Sam Houston State	W	85-81
H Oregon State	W	78-75

1997-98

N #2 Kansas	L	88-90
A #4 Stanford	W	90-87

1998-99

N Kansas State	L	80-84
A Texas A&M	W	96-91 (3)
A #7 UCLA	L	85-88
A #6 Stanford	L	77-87

1999-2000

A California	W	111-108 (2)
A USC	L	92-95
A Washington State	W	81-79
A Oregon State	W	77-74

2000-01

A Washington	L	68-70
--------------	---	-------

2001-02

H Portland State	L	69-79
------------------	---	-------

2002-03

N Utah	W	83-79
A Washington	W	79-77

2003-04

H UCLA	W	74-62
H USC	L	84-93

2004-05

N #14 Washington	L	90-95
------------------	---	-------

2005-06

H Minnesota	L	79-85
A Oregon State	W	65-63
A California	W	65-64 (2)

2006-07

H California	L	62-66
--------------	---	-------

2007-08

N Louisiana State	W	87-84
H Arizona	W	64-59
A California	W	99-90 (2)
H #7 Stanford	W	72-68

2008-09

N IUPUI	W	59-58
A UCLA	W	61-58
A Washington	L	70-73
A Washington State	L	49-51

2010-11

H UCLA	L	72-73
--------	---	-------

2012-13

H Utah	W	55-54
H USC	W	98-83
A Colorado	W	63-62
A UCLA	L	79-74
N Stanford	W	89-88

2013-14

A California	W	89-78
H Oregon State	W	86-82
H Arizona	W	69-66 (2)
A Oregon State	L	76-78

2014-15

H Lehigh	L	84-81 (3)
H Oregon	L	68-67
A Richmond	L	76-70

2015-16 (0-2)

N Marquette	L	73-78
A Washington	L	83-95

2016-17 (1-0)

N Stanford	W	90-88
------------	---	-------

Overtime Record: 61-40 (.603)**Triple Overtime Record:** 2-2 (.500)**Home Overtime Record:** 29-15 (.659)**Road Overtime Record:** 23-19 (.548)**Neutral Court Overtime Record:** 9-8 (.529)**ASU's Largest Margins of Victory**

65 vs. Pasadena College, 1961-62 (130-65; Feb. 17, 1962)
65 vs. Northern Arizona, 1961-62 (106-41)
60 vs. Hardin-Simmons, 1961-62 (110-50)
55 vs. Cal Poly SLO, 1994-95 (98-43)
53 vs. Camp Pendleton, 1948-49 (86-33)
52 vs. Western Illinois, Nov. 13, 2009 (87-35)
52 vs. Houston Baptist, 1996-97 (122-70)
51 vs. Washington State, Feb. 7, 2002 (96-45)
51 vs. DePauw, 1970-71 (124-73)
49 vs. Tulane, 1973-74 (119-70)
48 vs. Belmont, 2000-01 (92-44)
48 vs. Cal State - L.A., 1961-62 (114-66)
48 vs. Loyola Marymount, 1957-58 (108-60)
44 vs. Denver, 1961-62 (106-62)
42 vs. Delaware State, 2009-10 (76-34)
42 vs. W. New Mexico, 1963-64 (121-79)
42 vs. Jacksonville, 1996-97 (111-69)



Johnny Nash shoots over UCLA's Darren Daye in the longest home game in Arizona State history. The Sun Devils won the triple-overtime thriller, 78-74 on Jan. 16, 1981. Nash played all 55 minutes. The game is the only triple-overtime game held in Tempe.

Largest Margin Of Defeat

50 vs. Texas Tech, 1955-56 (113-63)
48 vs. W. Texas State 1941-42 (87-39)
46 at USC, 1997-98 (117-71)
46 vs. Kentucky @Bahamas, Nov. 28, 2016 (115-69)44
vs. New Mexico State, 1950-51 (96-52)
44 at UTEP, 1969-70 (108-64)
42 at Utah, Feb. 26, 2015 (83-41)
40 at New Mexico, 1966-67 (88-48)
40 at Arizona, 1987-88 (99-59)
39 vs. Fort Bliss, 1945-46 (72-33)
38 at #12 Arizona, Feb. 17, 2016 (99-61)

ASU vs. Pac-10/12 In Overtime

Opponent	ASU Record	Last OT Game
Arizona	5-1	Feb. 14, 2014
California	6-2	Jan. 29, 2014
Colorado	1-0	Feb. 16, 2013
Oregon	4-3	Jan. 30, 2015
Oregon State	5-3	Mar. 8, 2014
Stanford	6-2	Mar. 8, 2017
UCLA	3-4	Mar. 14, 2013
USC	2-3	Jan. 24, 2013
Utah	2-0	Jan. 2, 2013
Washington	2-4	Feb. 3, 2016
Washington State	5-2	Feb. 28, 2009


ALL-TIME SERIES RECORDS

Opponent	W	L	Opponent	W	L	Opponent	W	L	Opponent	W	L
Abilene Christian	1	0	Georgia	1	0	New Mexico Highlands	3	0	Southern Utah	5	0
Air Force	4	1	Georgia Tech	1	0	New Mexico Mines	2	2	Southwest Oklahoma State	1	0
Akron	1	1	Gilbert HS	3	1	New Mexico State	35	35	Southwestern (Texas)	1	0
Alabama	1	2	Globe HS	1	0	New Orleans	2	1	St. Bonaventure	0	1
Alabama State	1	0	Goldwater	1	0	Niagara	0	1	St. Francis, Pa.	1	0
Alaska-Anchorage	2	0	Grambling	1	0	North Carolina	0	1	St. John's	0	1
Alcorn State	1	0	Grand Canyon	1	0	North Carolina A & T	2	0	St. Joseph's	1	0
American P.R.	1	0	Hamline	0	1	North Carolina-Greensboro	0	1	St. Louis	2	1
Angelo State	1	0	Hardin-Simmons	22	12	North Carolina State	1	4	St. Mary's	0	1
Appalachian State	1	0	Harvard	2	0	North Dakota State	1	0	St. Michael's	1	0
Arizona	82	150	Hartford	1	0	North Texas	2	1	Stanford	337	48
Arizona All-Stars	0	1	Hawaii	8	4	Northeast Missouri State	1	0	Stephen F. Austin	3	0
Arizona Frosh	2	0	Holy Cross	1	1	Northeastern Illinois	1	2	Syracuse	2	0
Arkansas	1	1	Houston	3	3	Northern Arizona	78	59	Tempe HS	2	0
Arkansas-Little Rock	1	0	Houston Baptist	3	0	Northern Colorado	1	0	Temple	5	1
Arkansas-Pine Bluff	2	0	Idaho	4	0	Northern Iowa	0	1	Tennessee	0	3
Ball State	1	0	Idaho State	4	1	Northwestern	4	2	Texas	1	4
Baylor	2	5	Illinois	1	3	Occidental	2	0	Texas A&M	5	1
Belmont	2	0	Illinois State	1	0	Ohio	0	2	Texas Christian	2	2
Bethune-Cookman	1	0	Illinois Wesleyan	2	0	Ohio State	1	2	Texas Southern	1	0
Boise State	1	0	Indiana	0	1	Oklahoma	1	1	Texas State	1	0
Boston College	2	1	Indiana State	1	0	Oklahoma City	1	0	Texas Tech	21	22
Bradley	2	1	IUPUI	1	0	Oklahoma State	3	5	Texas Wesleyan	0	1
Brigham Young	22	27	Iona	0	1	Old Dominion	1	0	Texas-El Paso	52	45
Brown	1	0	Iowa	2	1	Oral Roberts	1	0	Texas-San Antonio	1	1
Bucknell	2	1	Iowa State	1	2	Oregon	42	40	Toledo	0	4
Cal Poly Pomona	4	1	Jackson State	3	0	Oregon State	44	42	Tulane	2	0
Cal Poly-SLO	3	0	Jacksonville	1	1	Pacific	3	3	Tulsa	2	2
Cal State Fullerton	2	0	Jerome HS	1	1	Pasadena College	2	0	U.S. International	2	0
Cal State Long Beach	3	2	Kansas	4	5	Pasadena Nazarene	0	1	U.S. Marines	1	0
Cal State Los Angeles	12	5	Kansas State	4	4	Penn State	2	0	UAB	1	0
Cal State Northridge	5	0	Kearney State	0	1	Pennsylvania	1	0	UC Irvine	3	0
Cal State San Bernardino	1	0	Kennesaw State	1	0	Pepperdine	8	11	UC Riverside	4	0
Cal State Sacramento	2	0	Kent State	3	1	Phoenix College	12	4	UC Santa Barbara	8	2
California	40	41	Kentucky	0	5	Phoenix HS	2	4	UCLA	19	68
California Western	1	0	La Salle	1	0	Phoenix Indians	11	1	USC	38	53
Camp Pendleton	2	2	Lafayette	1	0	Phoenix JC	2	0	USC Upstate	1	0
Canisius	2	0	Lamar	1	0	Portland State	4	2	UNLV	6	2
Centenary	1	2	Lehigh	1	1	Prairie View A & M	1	0	Utah	20	32
Central Arkansas	2	0	Long Beach State	3	2	Prescott Cowboys	1	0	Utah State	5	8
Central Connecticut State	1	0	Long Island	1	0	Prescott HS	2	0	Utah Valley State	0	1
Central State	1	0	Louisiana-Lafayette	1	1	Princeton	1	0	Valparaiso	1	0
Chandler HS	1	0	Louisiana State	2	0	Providence	0	1	Vanderbilt	3	0
Chaminade	3	0	Louisiana Tech	0	1	Purdue	2	4	Villanova	1	0
Chapman	0	2	Louisville	0	2	Regis College	2	0	Virginia	0	1
Charlotte	2	0	Loyola (Chicago)	2	0	Rhode Island	3	0	Wake Forest	1	0
Chicago State	1	0	Loyola (Marymount)	11	9	Rice	1	1	Wagner	1	0
Cincinnati	2	1	Loyola (New Orleans)	1	0	Richmond	0	3	Washington & Jefferson	0	3
Citadel	0	1	Luke Field	2	1	Rutgers	1	0	Washington (St. Louis)	1	1
Colgate	3	0	Luke Yellow Jackets	0	1	Sacramento State	2	1	Washington	37	44
College of Charleston	1	1	Maine	1	0	San Diego	3	0	Washington State	41	38
Colorado	7	7	Manhattan	3	0	San Diego Marines	2	3	Weber State	2	1
Colorado State	15	7	Mankato State	0	1	San Diego Navy	1	4	West Texas State	17	18
Connecticut	2	2	Marist	1	0	San Diego State	17	10	Western Carolina	1	0
Coppin State	2	0	Marquette	1	4	San Francisco	4	4	Western Illinois	1	0
Cornell	1	0	Marshall	0	1	San Jose State	8	6	Western Michigan	0	1
Creighton	5	5	Marstons	2	0	Santa Clara	5	2	Western New Mexico	3	1
CSU Bakersfield	1	0	Maryland	1	2	Seattle	3	6	Western State	1	1
Dartmouth	2	0	Maryland-Baltimore County	1	0	Seattle Pacific	2	0	Westminster	0	1
Davidson	0	2	McNeese State	1	0	Seton Hall	1	0	Whittier	7	1
Dayton	0	4	Memphis	2	1	Siena	0	1	Wichita State	5	6
Delaware State	4	0	Mercer	1	0	Southern California	40	55	William & Mary	1	0
Denver	4	1	Mesa HS	4	4	South Carolina	1	0	Williams Field	3	3
DePaul	2	4	Miami (Fla.)	2	1	Southern Illinois	3	1	Winthrop	1	0
DePauw	1	0	Miami (Ohio)	1	2	Southern Methodist	4	0	Wyoming	17	15
Detroit	4	1	Miami HS	1	0	Southern Mississippi	0	1	Xavier	2	1
Dixie College	2	3	Miami Miners	1	0						
Drake	0	1	Michigan	3	0						
Duke	0	1	Michigan State	0	1						
Duquesne	1	1	Mississippi Valley State	1	0						
East Tennessee State	1	0	Minnesota	1	4						
Eastern Arizona JC	8	7	Mississippi	0	1						
Eastern Michigan	1	0	Mississippi State	1	0						
Fairfield	0	1	Missouri	1	2						
Fairleigh Dickinson	1	0	Montana	3	0						
Florida	0	2	Montana State	5	0						
Florida A&M	1	0	Morgan State	1	0						
Florida Gulf Coast	1	0	Morehead State	1	0						
Fordham	1	0	Murray State	1	0						
Fort Bliss	0	1	Navy	2	0						
Fresno State	4	3	Nebraska	4	3						
Funk Jewelers	0	3	Nebraska Wesleyan	0	1						
Gardner-Webb	1	0	Nevada	2	1						
Georgetown	0	1	New Mexico	38	43						



ASU beat seventh-ranked Arizona on March 12, 1994, to close the regular season.

ALL-TIME SCORES



ASU beat No. 18 Texas A&M and No. 23 USC in Bobby Hurley's first season (2015-16) at Wells Fargo Arena.

H – Home A – Away
N – Neutral Site T – Tournament
E – Exhibition Y – NCAA Tournament Game
Z – NIT Game

1925-26

L 24 Arizona	30
W 23 Arizona	18
W 39 Prescott Cowboys	15
W 21 ASC	10
W 25 Arizona	19
L 21 Arizona	32
W 38 Miami Miners	26
W 38 E. Arizona JC	26
L 41 Phoenix College	42
W 45 Phoenix College	12
W 45 ASC	21
W 31 E. Arizona JC	28
(Won 9, Lost 3)	

1926-27

W 27 Phoenix College	26
L 22 ASC	31
W 51 Phoenix College	39
W 35 Phoenix College	18
L 18 Arizona	29
L 25 Arizona	32
L 29 Arizona	36
L 25 Arizona	43
W 30 ASC	24
W 36 ASC	24
W 49 Phoenix Indian	25
L 23 E. Arizona JC	30
(Won 6, Lost 6)	

1927-28

W 39 Phoenix College	26
L 32 Arizona	39
L 24 Arizona	38
W 40 ASC	25
W 37 Phoenix College	18
W 39 Phoenix Indian	19
W 47 Arizona	27
L 25 Arizona	30
W 30 E. Arizona JC	23
L 27 ASC	32
W 33 ASC	29
W 24 E. Arizona JC	23

L 22 Phoenix College	26
W 37 Phoenix Indian	27
W 32 Arizona Frosh	24
(Won 10, Lost 5)	

1928-29

L 19 So. California	44
L 21 ASC	42
L 26 E. Arizona JC	30
W 36 E. Arizona JC	17
L 18 Arizona	36
L 20 Arizona	54
L 24 Phoenix College	27
L 19 Phoenix College	35
W 40 Phoenix Indian	23
W 41 E. Arizona JC	39
L 22 E. Arizona JC	27
L 22 Arizona	56
L 21 Arizona	43
(Won 3, Lost 10)	

1929-30

W 38 Dixie College	37
L 29 Dixie College	40
L 30 Kearney St.	46
L 40 Arizona	50
L 23 Arizona	54
L 28 ASC	36
L 30 ASC	36
L 40 Arizona	48
W 34 Arizona	31
L 29 ASC	35
L 29 ASC	34
L 40 Texas Western	43
W 43 Texas Western	39
(Won 3, Lost 10)	

1930-31

W 37 Chandler High	17
W 36 Occidental	31
W 37 Occidental	28
L 29 Dixie College	49
L 20 ASC	27
W 36 ASC	18
W 28 Arizona	20
L 24 Arizona	26
W 34 E. Arizona JC	24
L 32 E. Arizona JC	40

L 24 New Mexico	29
W 34 New Mexico	26
W 38 Arizona	20
L 23 Arizona	28
W 36 ASC	34
W 25 ASC	23
W 49 New Mexico St.	31
W 52 New Mexico St.	36
(Won 12, Lost 6)	

1931-32

W 39 Dixie College	36
L 26 Dixie College	48
L 20 Arizona	39
L 38 Arizona	50
W 35 ASC	26
L 29 ASC	32
L 31 All-Stars (Arizona)	43
L 24 Arizona	51
L 26 Arizona	36
L 27 ASC	31
L 25 ASC	34
L 33 New Mexico	50
W 33 New Mexico	31
L 34 E. Arizona JC	47
W 42 E. Arizona JC	33
L 21 Texas Western	35
W 35 New Mexico St.	33
W 38 New Mexico St.	26
(Won 6, Lost 12)	

1932-33

L 30 Arizona	32
L 16 Arizona	21
W 24 Goldwater	14
W 24 ASC	14
W 38 ASC	30
L 21 Arizona	35
L 29 Arizona	30
L 21 E. Arizona JC	22
L 27 New Mexico St.	38
W 38 New Mexico St.	25
L 25 New Mexico	36
L 31 New Mexico	36
L 23 ASC	38
L 34 ASC	35
W 25 New Mexico	23
W 35 New Mexico St.	31

W 31 New Mexico St.	29
(Won 7, Lost 10)	

1933-34

L 52 Chapman	58
L 32 Arizona	33
L 26 Arizona	34
W 53 Texas Western	26
W 43 Texas Western	22
W 55 ASC	54
L 40 ASC	54
W 43 Arizona	41
L 34 Arizona	38
W 63 New Mexico St.	46
L 24 Arizona	39
L 26 Arizona	52
W 50 New Mexico St.	46
W 67 Texas Western	24
W 64 Texas Western	29
L 22 Texas Tech	30
W 27 Texas Tech	21
L 36 ASC	41
W 46 ASC	44
W 42 New Mexico	29
L 37 New Mexico	53
(Won 11, Lost 10)	

1934-35

W 53 Texas Western	26
W 43 Texas Western	22
W 67 Texas Western	24
W 64 Texas Western	29
L 28 ASC	50
L 47 ASC	55
W 46 ASC	44
L 36 ASC	41
L 24 New Mexico	33
L 23 New Mexico	27
L 23 Texas Tech	40
L 31 Texas Tech	34
L 30 Arizona	36
L 35 Arizona	40
W 40 Arizona	33
L 39 Arizona	49
(Won 6, Lost 10)	

1935-36

L 39 Western St.	46
L 52 Chapman	58
L 27 Arizona	34
L 39 Arizona	40
W 53 Texas Mines	26
W 43 Texas Mines	22
W 55 ASC	54
L 47 ASC	54
W 43 Arizona	41
L 34 Arizona	38
W 63 New Mexico St.	56
W 50 New Mexico St.	46
W 67 Texas Mines	24
W 64 Texas Mines	29
W 48 Texas Tech	34
L 38 Texas Tech	41
L 36 ASC	41
W 46 ASC	44
W 42 New Mexico	29
L 37 New Mexico	53
(Won 11, Lost 10)	

1936-37

L 27 Arizona	40
L 33 Arizona	51
W 45 Arizona	27
L 36 Arizona	37

ALL-TIME SCORES

W 41	ASC-Flagstaff	29
L 26	ASC-Flagstaff	27
L 38	New Mexico St.	64
L 39	New Mexico St.	51
L 34	Texas Tech	36
W 39	Texas Tech	38
W 49	ASC-Flagstaff	34
W 49	ASC-Flagstaff	29
L 33	Texas Tech	46
L 24	Texas Tech	45
L 33	New Mexico	38
W 41	New Mexico	30
L 38	New Mexico St.	49
W 44	New Mexico St.	27
W 40	Texas Mines	30
W 46	Texas Mines	44

1937-38

W 55	San Diego St.	46
L 27	San Diego St.	47
L 32	Chapman	49
W 52	Arizona	41
W 37	Arizona	34
L 45	New Mexico St.	50
L 48	New Mexico St.	61
L 36	ASC	37
W 43	ASC	31
L 39	New Mexico	49
W 42	New Mexico	27
L 44	New Mexico St.	57
L 47	New Mexico St.	69
L 35	Texas Western	50
L 38	Texas Western	40
L 35	Texas Western	42
W 40	Texas Western	35
W 49	Arizona	31
W 44	Arizona	38
W 46	ASC	30
L 17	ASC	35

1938-39

W 35	Arizona	33
W 40	Arizona	36
L 36	New Mexico St.	58
W 44	New Mexico St.	36
L 41	New Mexico Mines	42
W 51	New Mexico Mines	48
W 47	ASC	40
L 34	ASC	45
L 35	Texas Western	57
W 43	Texas Western	27
L 33	Texas Tech	48
L 27	Texas Tech	54
L 32	Texas Western	40
W 43	Texas Western	27
L 38	New Mexico	64
W 56	New Mexico	52
W 50	Arizona	43
L 44	Arizona	48
W 50	ASC	42
L 48	ASC	65
L 54	New Mexico	64
W 51	New Mexico	42
L 30	Baylor	41
L 24	Texas Wesleyan	27
W 50	SW Oklahoma St	20
W 54	Wichita St.	24

1939-40

L 28	N Mexico Western	31
------	------------------	----

W 41	N Mexico Western	40
L 35	Arizona	37
L 34	Arizona	36
W 30	New Mexico Mines	27
L 38	New Mexico Mines	43
W 35	ASC	24
W 29	ASC	27
L 40	Arizona	51
L 56	ASC	70
W 55	Texas Mines	50
L 46	New Mexico	51
L 26	New Mexico St.	61
L 37	New Mexico St.	43
W 39	Arizona	37
W 54	New Mexico	42
W 40	New Mexico	35
L 49	Texas Western	65
L 46	Texas Western	63

1940-41

L 29	Loyola (Calif.)	33
L 44	Loyola (Calif.)	55
W 44	Snow College	36
L 50	Texas Western	55
W 42	Texas Western	31
L 31	New Mexico	46
L 33	New Mexico	46
L 38	Arizona	55
W 53	ASC	43
L 47	ASC	49
L 44	New Mexico St.	46
L 50	New Mexico St.	59
W 41	Texas Western	39
W 44	Texas Western	39
W 44	Texas Western	41
W 56	New Mexico	45
W 51	Arizona	34
L 42	ASC	51
L 38	ASC	57

1941-42

L 29	West Texas St.	38
W 46	Hardins-Simmons	38
W 53	Texas Tech	39
L 45	Arizona	59
W 42	Arizona	41
W 43	ASC	27
L 27	New Mexico	37
W 44	New Mexico St.	37
W 36	Texas Western	28
W 40	New Mexico	33
W 51	Texas Western	40
W 50	New Mexico St.	39
L 39	West Texas St.	87
L 52	Texas Tech	61
W 50	Hardin-Simmons	43
L 34	ASC	46

1942-43

W 55	Marstons	39
W 35	Marstons	31
W 38	Williams Field	36
L 42	William Field	49
W 40	Williams Field	35
W 48	U.S. Marines	32
L 35	Arizona	49
W 41	Arizona	39
L 29	Arizona	43
L 40	Arizona	63
L 41	Texas Tech	46

W 46	ASC	28
W 47	ASC	42
L 35	ASC	49
W 44	ASC	34
W 53	ASC	37
L 34	New Mexico	41
W 50	New Mexico	40

1944-45

W 52	Arizona	44
W 48	Arizona	41
L 36	Arizona	39
L 37	Arizona	39

(Only Scores Available, 2-2)

1945-46

L 39	Funk Jewelers	45
L 41	Funk Jewelers	48
L 52	Funk Jewelers	53
W 50	Naval Station	37
L 47	Williams Field	58
L 31	Williams Field	47
L 30	Luke Field	41
W 39	Luke Field	27
W 46	Phoenix JC	36
W 61	Phoenix JC	48
L 32	New Mexico	44
L 44	New Mexico	50
L 39	New Mexico	59
L 33	Fort Bliss	72
W 48	New Mexico St.	28
W 39	ASC	36
L 31	ASC	36
L 30	Arizona	58
L 37	Arizona	60
W 57	Williams Field	30
L 35	Arizona	45
L 27	Arizona	44
W 54	Luke Field	26
W 62	New Mexico St.	47
W 46	Texas Mines	26
W 45	ASC	41
W 28	ASC	27

(Won 12, Lost 15)

1946-47

W 58	BYU	55
L 33	BYU	52
W 36	West Texas St.	35
W 45	Texas Tech	39
L 39	West Texas St.	56
W 53	Texas Tech	52
L 50	Hardin-Simmons	52
L 50	Arizona	61
L 41	Arizona	63
W 56	New Mexico	54
W 56	New Mexico St.	50
L 32	ASC	50
L 37	ASC	49
L 45	Hardin-Simmons	51
L 56	New Mexico	73
L 55	Texas Western	61
L 54	Texas Western	59
L 37	ASC	41
W 39	ASC	37

(Won 7, Lost 11)

1947-48

W 54	Pepperdine	47
L 38	Pepperdine	50
L 45	BYU	46
L 45	BYU	48
W 57	Loyola (Calif.)	53



Bill Kajikawa was head coach at ASU from 1949-1957 and posted 88 wins.

L 47	New Mexico	48
L 34	New Mexico St.	37
L 53	Texas Western	75
W 53	Texas Tech	41
W 63	West Texas St.	48
L 46	Arizona	47
W 48	ASC	35
W 51	Mexico National	26
W 60	New Mexico St.	28
W 47	New Mexico	27
L 38	West Texas St.	45
W 55	Texas Tech	53
W 58	Hardin-Simmons	50
W 40	Hardin-Simmons	28
L 58	Arizona	61
W 70	Texas Western	49
L 37	ASC	55
W 68	N.E. Missouri St. (T)	66
L 53	Mankato St. (T)	54

(Won 13, Lost 11)

1948-49

W 86	Camp Pendleton	33
W 58	San Diego St.	54 A D1
L 41	Loyola (Calif.)	48 A D2
L 48	Pepperdine	62 A D3
L 37	Pepperdine	49 A D4
W 60	Texas Western	39
W 50	Pepperdine	42 H D9
L 52	Pepperdine	53 H D10
W 53	Loyola (Calif.)	39 H D11
L 44	West Texas St.	63 A D16
L 47	Texas Tech	51 A D17
L 37	Hardin-Simmons	43 A D18
W 93	New Mex. Highlands	39 TA D30
W 55	South Western (TX)	35 TN D31
W 57	Central St.	40 TN J1
L 49	Hardin-Simmons	54 H J7
W 47	New Mexico	43 H J11
L 48	New Mexico St.	49 H J14
L 44	Arizona	45 H J24
W 60	Texas Tech	47 H F1
W 50	West Texas St.	40 H F2

ALL-TIME SCORES

L	55	Texas Western	56	A	F7
L	49	New Mexico St.	53	A	F8
W	60	Texas Western	39	H	F18
L	60	Arizona	63	A	F19
L	45	ASC	50	A	F21
L	44	ASC	47	H	F22
L	33	New Mexico	41		
(Won 12, Lost 16)					

1949-50

L	61	Texas Western	67		
L	53	UCLA	83		
L	40	Loyola (Calif)	47		
L	36	San Diego St.	54		
W	57	California Poly	40		
W	47	Washington	34		
L	51	Dayton	67		
L	41	Toledo	54		
L	63	Duquesne	67		
W	80	Texas Western	58		
W	76	New Mexico	51		
L	61	Arizona	81		
W	68	West Texas St.	63		
W	62	ASC	47		
L	51	Arizona	73		
L	46	Hardin-Simmons	52		
L	53	Texas Tech	62		
W	61	West Texas St.	54		
W	64	Texas Tech	52		
W	57	ASC	52		
W	96	New Mexico	75		
L	71	New Mexico	77		
L	56	New Mexico St.	69		
W	73	Texas Western	59		
W	70	Hardin-Simmons	56		
L	45	Wash. & Jefferson	63		
(Won 12, Lost 14)					

1950-51

L	71	USC	86		
L	49	UCLA	79		
W	76	San Diego St.	67		
W	80	Texas Western	74		
L	41	Washington	52		
L	62	Akron	64		
L	53	Wash. & Jeff.	54		
L	68	Dayton	92		
L	61	Westminster	85		
L	52	New Mexico St.	96		
L	46	New Mexico	51		
W	78	ASC	53		
W	66	ASC	58		
L	57	West Texas St.	62		
W	74	Hardin-Simmons	48		
L	66	Arizona	87		
L	62	West Texas St.	89		
L	61	Texas Tech	81		
L	72	Hardin-Simmons	81		
W	62	New Mexico St.	59		
W	56	New Mexico	53		
W	72	Texas Tech	71		
L	59	Arizona	71		
L	77	Texas Western	91		
(Won 8, Lost 16)					

1951-52

W	59	San Diego Marines	57	H	N28
L	56	UCLA	85	A	D1
L	67	Pendleton Marines	70	A	D3
L	53	San Diego Navy	59	A	D4
W	59	West Texas St.	50	H	D11
L	65	Holy Cross	78	TN	D28
L	67	Bucknell	75	TN	D29
L	56	Sienna	70	A	D31

OFFICIAL NCAA BASKETBALL BOX SCORE

DATE: MAR 12, 1981

TIME: 7:00 PM

VENUE: ASU Gym

SCORE: 78-74

ASU 78, UCLA 74

ASU 1st 20, UCLA 15

ASU 2nd 22, UCLA 20

ASU 3rd 20, UCLA 20

ASU 4th 16, UCLA 19

ASU 5th 0, UCLA 0

ASU 6th 0, UCLA 0

ASU 7th 0, UCLA 0

ASU 8th 0, UCLA 0

ASU 9th 0, UCLA 0

ASU 10th 0, UCLA 0

ASU 11th 0, UCLA 0

ASU 12th 0, UCLA 0

ASU 13th 0, UCLA 0

ASU 14th 0, UCLA 0

ASU 15th 0, UCLA 0

ASU 16th 0, UCLA 0

ASU 17th 0, UCLA 0

ASU 18th 0, UCLA 0

ASU 19th 0, UCLA 0

ASU 20th 0, UCLA 0

ASU 21st 0, UCLA 0

ASU 22nd 0, UCLA 0

ASU 23rd 0, UCLA 0

ASU 24th 0, UCLA 0

ASU 25th 0, UCLA 0

ASU 26th 0, UCLA 0

ASU 27th 0, UCLA 0

ASU 28th 0, UCLA 0

ASU 29th 0, UCLA 0

ASU 30th 0, UCLA 0

ASU 31st 0, UCLA 0

ASU 32nd 0, UCLA 0

ASU 33rd 0, UCLA 0

ASU 34th 0, UCLA 0

ASU 35th 0, UCLA 0

ASU 36th 0, UCLA 0

ASU 37th 0, UCLA 0

ASU 38th 0, UCLA 0

ASU 39th 0, UCLA 0

ASU 40th 0, UCLA 0

ASU 41st 0, UCLA 0

ASU 42nd 0, UCLA 0

ASU 43rd 0, UCLA 0

ASU 44th 0, UCLA 0

ASU 45th 0, UCLA 0

ASU 46th 0, UCLA 0

ASU 47th 0, UCLA 0

ASU 48th 0, UCLA 0

ASU 49th 0, UCLA 0

ASU 50th 0, UCLA 0

ASU 51st 0, UCLA 0

ASU 52nd 0, UCLA 0

ASU 53rd 0, UCLA 0

ASU 54th 0, UCLA 0

ASU 55th 0, UCLA 0

ASU 56th 0, UCLA 0

ASU 57th 0, UCLA 0

ASU 58th 0, UCLA 0

ASU 59th 0, UCLA 0

ASU 60th 0, UCLA 0

ASU 61st 0, UCLA 0

ASU 62nd 0, UCLA 0

ASU 63rd 0, UCLA 0

ASU 64th 0, UCLA 0

ASU 65th 0, UCLA 0

ASU 66th 0, UCLA 0

ASU 67th 0, UCLA 0

ASU 68th 0, UCLA 0

ASU 69th 0, UCLA 0

ASU 70th 0, UCLA 0

ASU 71st 0, UCLA 0

ASU 72nd 0, UCLA 0

ASU 73rd 0, UCLA 0

ASU 74th 0, UCLA 0

ASU 75th 0, UCLA 0

ASU 76th 0, UCLA 0

ASU 77th 0, UCLA 0

ASU 78th 0, UCLA 0

ASU 79th 0, UCLA 0

ASU 80th 0, UCLA 0

ASU 81st 0, UCLA 0

ASU 82nd 0, UCLA 0

ASU 83rd 0, UCLA 0

ASU 84th 0, UCLA 0

ASU 85th 0, UCLA 0

ASU 86th 0, UCLA 0

ASU 87th 0, UCLA 0

ASU 88th 0, UCLA 0

ASU 89th 0, UCLA 0

ASU 90th 0, UCLA 0

ASU 91st 0, UCLA 0

ASU 92nd 0, UCLA 0

ASU 93rd 0, UCLA 0

ASU 94th 0, UCLA 0

ASU 95th 0, UCLA 0

ASU 96th 0, UCLA 0

ASU 97th 0, UCLA 0

ASU 98th 0, UCLA 0

ASU 99th 0, UCLA 0

ASU 100th 0, UCLA 0

A couple of memorable box scores from 1981: On the left, ASU's 78-74 triple overtime win over eighth-ranked UCLA – one of the most exciting Pac-10 games ever. Nine of the 10 starters went on to NBA careers. On the right, fifth-ranked ASU's stunning 87-67 upset at unbeaten and top-ranked Oregon State on the final day of the regular season (March 7, 1981).

L	70	Wash. & Jeff.	81	A	J2
L	43	Niagara	70	A	J3
W	76	ASC	56	H	J11
W	68	Hardin-Simmons	62	H	J15
W	48	Texas Tech	47	H	J18
L	71	ASC	76	A	F2
L	69	West Texas St.	70	H	F8
L	69	Arizona	77	A	F11
W	60	Texas Western	56	A	F15
L	52	New Mexico St.	74	A	F16
W	70	Texas Western	52	H	F19
L	62	West Texas St.	75	A	F21
L	54	Texas Tech	75	A	F22
L	70	Hardin-Simmons	74	A	F23
L	44	New Mexico St.	57	H	F26
W	87	Arizona	59	H	F28
(Won 8, Lost 16)					

1952-53

L	76	San Diego Marines	83		
W	53	Camp Pendleton	48		
L	66	San Diego Navy	69		
L	80	Pepperdine	82		
L	72	Loyola	88		
L	56	San Diego Navy	83		
L	59	San Diego Marines	71		
L	64	Camp Pendleton	74		
L	49	Hardin-Simmons	50		
L	66	Texas Tech	74		
L	59	West Texas St.	64		
W	90	Texas Western	54		
W	69	New Mexico St.	60		
W	83	ASC	71		
W	75	Arizona	73		
W	78	Hardin-Simmons	70		
W	91	ASC	75		
L	60	Arizona	65		
W	68	New Mexico	65		
W	73	Texas Western	64		
W	80	Texas Tech	76		
W	60	West Texas St.	56		
W	68	New Mex. Western	51		
W	81	E. Tennessee (T)	79		
L	71	Neb. Wesleyan (T)	83		

(Won 13, Lost 12)

1953-54

L	70	Los Angeles St.	83	A	D10
L	60	San Diego St.	84	A	D11
W	76	Los Angeles St.	61	H	D15
L	71	Centenary	76	H	D17
W	94	California Poly	69	H	D18
L	50	San Jose St.	61	H	D19
L	59	San Diego St.	69	H	D22
L	65	Dayton	93	A	D26
L	69	Miami (Ohio)	104	A	D28
L	50	Maryland	65	TN	D30
L	57	Tennessee	69	TN	J1
L	82	Texas Tech	93	H	J9
L	65	Arizona	79	A	J22
L	69	Texas Western	83	A	J29
L	55	New Mexico St.	67	A	J30
W	74	New Mexico St.	63	H	F5
L	75	Arizona	82	H	F8
L	78	Hardin-Simmons	85	H	F12
W	79	West Texas St.	77	H	F3
L	76	West Texas St.	104	A	F18
L	67	Texas Tech	97	A	F19
L	77	Hardin-Simmons	90	A	F20
W	92	Texas Western	71	H	M2
(Won 5, Lost 18)					

1954-55

L	68	ASC	69		
L	58	Loyola	88		
L	66	Whittier	72		
W	75	Los Angeles St.	67		
L	65	San Diego Navy	81		
L	74	Pepperdine	81		
L	80	Seattle	88		
L	78	Portland	95		
L	57	Pacific	65		
L	81	ASC	82		
L	70	West Texas St.	82		
W	89	Hardin-Simmons	83		
L	82	St. Mary's	87		
W	71	New Mexico St.	54		
L	57	Texas Western	73		
W	101	San Diego Navy	70		

W	92	Arizona	74		
L	72	West Texas St.	97		
L	81	Texas Tech	107		
W	79	Hardin-Simmons	71		
W	90	Texas Western	77		
W	91	New Mexico St.	64		
W	77	Texas Tech	75		
W	104	Arizona	103		
(Won 10, Lost 14)					

1955-56

W	78	ASC	76		
W	82	San Diego St.	76		
W	56	Whittier	54		
W	67	Los Angeles St.	58		
L	59	Pepperdine	68		
L	64	Hamline	77		
W	66	Los Angeles St.	57		
W	81	San Jose St.	62		
L	59	California	64		
L	64	San Diego St.	89		
L	61	Pasadena Nazarene	72		
L	58	San Jose St.	69		
W	74	Texas Western	72		
W	59	New Mexico St.	54		
W	84	Texas Tech	77		
L	88	West Texas St.	90		
L	76	Arizona	89		
L	76	UCLA	99		
L	72	Hardin-Simmons	94		
L	63	Texas Tech	113		
L	93	West Texas St.	100		
L	84	Texas Western	97		
L	73	New Mexico St.	83		
W	71	Hardin-Simmons	65		
L	96	ASC	106		
L	85	ASC	105		
(Won 10, Lost 16)					

1956-57

W	82	ASC	71	H	N30
L	71	San Jose St.	82	A	D4
L	47	Santa Clara	61	A	D6
L	50	California	80	A	D7

www.theSunDevils.com 111

ALL-TIME SCORES

L 62	San Jose	66	A D5
W 75	Creighton	69	H D10
L 77	USC	79	A D16
L 48	Loyola (LA)	70	A D17
L 81	Texas	93	TH D20
L 60	USC	92	TH D21
L 63	Temple	82	TN D28
L 88	Texas	89	TN D29
L 59	DePaul	93	TN D30
W 73	Arizona	67	H J7
L 71	Utah	84	H J13
L 74	BYU (OT)	78	H J14
W 78	Loyola (LA)	70	H J21
W 79	Hawaii	64	H J24
L 50	Texas Western	56	A J26
L 48	New Mexico	88	A F2
L 78	Wyoming	97	A F4
L 59	Utah St.	90	H F11
L 72	Wyoming	78	H F17
L 50	New Mexico	64	H F18
L 65	Arizona	92	A F25
L 51	Texas Western	61	H F27
L 93	BYU	110	A M3
L 81	Utah	92	A M4
(Won 5, Lost 21)			

1967-68

L 75	San Jose St.	78	H D2
W 101	Pepperdine	83	H D4
W 87	Creighton	81	H D7
L 59	So. Illinois	62	H D9
L 105	Wichita St.	122	A D11
L 70	New Mexico St.	80	H D15
W 83	Colorado	79	H D16
W 59	Oklahoma St.	58	TH D21
W 92	Michigan	91	TH D22
L 73	Pacific	90	TN D27
L 68	Loyola (LA)	86	TN D28
L 69	Arizona	74	A J6
L 77	Utah (6)	109	A J12
L 78	BYU	94	A J13
W 80	Air Force	69	H J20
L 74	USF	93	A J27
L 62	New Mexico (4)	68	H F2
W 92	Wyoming	91	H F3
L 68	Hawaii	84	A F5
W 60	Hawaii	58	A F8
L 80	Utah St.	96	A F10
L 69	UTEP	87	H F12
W 78	Arizona	61	H F17
L 86	Wyoming	91	A F22
L 83	New Mexico (7)	105	A F24
W 99	BYU	97	H M1
W 83	Utah	82	H M2
L 81	UTEP	85	A M6
(Won 11, Lost 17)			

1968-69

L 81	Kent St.	92	H D5
W 110	Whittier	82	H D7
L 81	Colorado	112	A D12
L 75	USC	92	A D14
W 83	Nebraska	76	TH D20
W 85	Purdue (12)	80	TH D21
L 42	Oregon St. (OT)	46	TN D26
W 93	Syracuse	77	TN D27
L 81	California	93	TN D29
L 81	Seattle	86	H J2
L 83	UTEP	93	A J4
L 69	New Mexico St. (12)	85	A J6
L 80	Arizona	81	H J11
W 103	Utah St.	91	H J18
W 93	Utah	88	H J23
W 109	BYU	94	H J25

W 92	Loyola (LA)	71	H F1
W 78	New Mexico (18)	73	A F6
L 63	Wyoming	75	A F8
L 89	BYU	102	A F13
L 87	Utah	104	A F15
W 87	Wyoming	79	H F20
L 75	New Mexico	84	H F22
L 72	SW Louisiana	74	H F25
L 73	Arizona	90	A M1
W 95	UTEP	82	H M4
(Won 11, Lost 15)			

1969-70

L 76	C. Poly Pomona	77	H D1
L 56	Weber St.	59	H D3
L 68	Air Force	85	A D6
L 80	Wichita St.	98	A D9
L 88	New Mexico St. (3)	94	H D13
L 57	Missouri	67	TH D19
L 91	Northwestern	101	TH D20
L 62	Memphis St.	67	TN D26
W 93	Idaho	81	TN D27
W 77	Rice (OT)	70	TN D29
L 92	Utah	93	H J8
W 98	BYU	88	H J10
L 86	New Mexico	97	A J15
L 64	UTEP	108	A J17
L 95	USC (15)	108	H J24
L 79	Wyoming	89	H J29
W 74	Colorado St.	72	H J31
L 75	Arizona	97	A F7
L 91	BYU	97	A F12
L 93	Utah	107	A F14
L 102	Utah St.	112	A F16
L 81	UTEP	94	H F19
L 85	New Mexico	87	H F21
L 72	Colorado St.	79	A F26
L 94	Wyoming	112	A F28
L 89	Arizona	90	H M4
(Won 4, Lost 22)			

1970-71

W 117	San Diego St.	79	H D3
W 87	Loyola (LA)	78	H D4
L 84	Seattle	89	A D9
W 91	Fresno St.	81	A D11
L 68	USC (2)	88	A D12
W 104	Loyola (Ill.)	86	H D19
W 77	Loyola (N.O.)	75	TN D28
W 87	Detroit	74	TA D29
W 124	DePaul	73	H J2
L 81	Wyoming	89	A J7
W 80	Colorado St.	77	A J9
L 87	Hawaii	94	H J11
W 112	Arizona	83	H J16
W 117	No. Arizona	77	H J23
W 87	BYU	86	H J28
L 90	Utah	95	H J30
L 59	UTEP	74	A F4
W 92	New Mexico	80	A F6
W 103	Colorado St.	85	H F12
W 81	Wyoming	76	H F13
L 82	New Mexico St.	89	A F15
W 95	Arizona	83	A F20
L 97	Utah	106	A F26
L 74	BYU	83	A F27
W 90	New Mexico	63	H M5
L 81	UTEP	83	H M6
(Won 16, Lost 10)			

1971-72

W 95	USC (3)	78	H D1
W 96	UC-Riverside	87	H D4
W 91	Santa Barbara	71	H D6

W 98 (17)	Houston (12)	97	A D10
L 76 (17)	Houston (12)	88	A D11
W 96	No. Arizona	71	A D15
L 85	New Mexico St.	88	H D18
W 95	Fresno St.	75	H D20
W 109	Hawaii Marines	88	TE D27
W 74	Temple	67	TN D28
L 77	Hawaii (18)	87	TA D30
L 102	BYU (18)	111	A J7
L 64	Utah	72	A J8
W 81	Wyoming	67	H J14
W 99	Colorado St.	71	H J15
W 76	San Diego St.	73	A J22
W 96	Cal. St. (LA)	89	H J24
L 63	New Mexico	71	A J28
L 49	UTEP	70	A J29
W 91	Arizona	78	A F5
W 91	Utah	85	H F11
W 99	BYU (10)	95	H F12
W 88	Colorado St.	80	A F18
L 65	Wyoming	68	A F19
W 77	UTEP	74	H F25
W 82	New Mexico	69	H F26
W 83	Arizona	75	H M4
(Won 18, Lost 8)			

1972-73

W 75	North Texas St.	66	H D2
L 75	Creighton	86	A D8
W 85	Loyola (Ill.)	82	A D9
L 74	Cincinnati	76	A D11
W 85	San Diego	59	H D15
W 104	No. Arizona	72	H D16
W 81	Holy Cross	64	TN D29
L 74	Michigan St.	83	TN D30
W 67	New Mexico (16)	62	H J5
W 72	UTEP	57	H J6
W 71	St. Louis	67	H J10
W 63	Arizona	60	H J13
W 95	San Diego St.	70	H J20
L 77	Utah	87	A J25
L 67	BYU	81	A J27
W 77	Colorado St.	50	H F1
W 91	Wyoming	62	H F3
W 72	UTEP	57	H F8
L 86	New Mexico (20)	98	A F9
W 89	Centenary	79	H F12
W 110	Arizona	105	A F17
L 86	BYU	90	H F23
W 104	Utah	73	H F24
W 80	Wyoming	59	A M2
W 89	Colorado St.	87	A M3
W 103	Oklahoma City	78	Y M10
L 81 (16)	UCLA (1)	98	YA M15
L 80 (16)	Long Beach St. (3)	84	YA M17
(Won 19, Lost 9)			

1973-74

L 77	Santa Barbara	94	A N30
W 86	Wichita St.	63	H D3
W 72	No. Arizona	60	H D6
W 71	Kansas St. (13)	66	A D8
W 104	Idaho	71	H D12
L 70	USC (20)	79	A D15
W 88	Cincinnati	78	H D17
L 72	Oklahoma St.	77	TN D21
W 119	Tulane	79	TN D22
W 76	Utah St.	72	H D29
L 72	Colorado St.	74	A J3
W 91	Wyoming	69	A J4
W 73	UTEP	53	H J10
W 80	New Mexico (8)	68	H J12
W 77	Creighton	64	H J19
L 71	(20) BYU	89	A J24

W 82 (20)	Utah	74	A J26
L 90	Arizona	98	A F2
W 92	Wyoming	56	H F8
W 70	Colorado St.	63	H F9
L 72	New Mexico	89	A F14
L 48	UTEP	82	A F15
W 72	Utah	68	H F21
W 100	BYU	77	H F23
W 78	San Diego St.	68	A F26
W 108	Arizona (18)	95	H M2
L 74	Toledo	81	TN
(Won 18, Lost 9)			

1974-75

(University Activity Center opened)

W 103	Whittier	67	H D3
W 93	Montana	66	TH D6
W 83	Nebraska	62	TH D7
W 72	Wichita St.	70	A D9
W 84	St. Louis	70	A D10
W 80	Kansas St.	69	N D13
W 91	Illinois	69	H D14
W 96	San Diego St.	86	H D17
W 81	Boston College	73	TN D26
L 76	Oregon (19)	80	TN D28
W 80	Oregon St.	71	TN D30
W 76 (16)	Oregon St.	70	H J3
W 110 (12)	BYU	80	A J10
W 96 (12)	Utah	93	A J11
W 61 (9)	UTEP	56	H J17
W 93 (9)	New Mexico	76	H J18
L 80 (10)	Colorado St.	91	A J24
W 79 (10)	Wyoming	67	A J25
W 83 (12)	Arizona (15)	81	A F1
W 96 (8)	Utah	90	H F14
W 99 (8)	BYU	79	H F15
W 99 (8)	New Mexico	69	A F21
L 70 (8)	UTEP	75	A F22
W 94 (9)	Wyoming	76	H F28
W 104 (9)	Colorado St.	80	H M1
W 107 (9)	Arizona (19)	92	H M8
W 97 (8)	Alabama (10)	94	Y M15
W 84 (7)	UNLV (16)	81	Y M20
L 75 (7)	UCLA (1)	89	Y M22
(Won 25, Lost 4)			

1975-76

(#18 AP Preseason Poll)

W 90 (19)	Seattle Pacific	76	H D3
W 69 (19)	Santa Clara	59	TH D5
W 74 (7)	DePaul	67	TH D6
W 88 (19)	SMU	85	H D12
W 82 (19)	Idaho St.	81	N D13
L 83 (19)	Oregon St.	87	TN D19
W 85 (19)	Georgia Tech	70	TN D20
W 94	Estudiantes Monteverde (Spain)	83	TE D24
L 84	Palmeiras (Brazil)	92	TE D25
L 95	Real Madrid	120	TE D26
W 68	Hawaii	67	H J3
W 72	Long Beach St.	60	H J10
L 86	North Texas St.	89	A J12
L 72	Utah	80	H J16
W 83	BYU	68	H J17
W 71	USC	69	H J20
L 63	New Mexico	65	A J23
L 64	UTEP	69	A J24
W 70	Wyoming	67	H J30
W 98	Colorado St.	79	H J31
W 79	Montana	71	A F2
W 67	Arizona	63	H F7
L 89	BYU	93	A F13
L 83	Utah	87	A F14
L 63	UTEP	70	H F20
W 87	New Mexico	73	H F21

ALL-TIME SCORES

L 76 Colorado St.
L 72 Wyoming
W 93 Loyola Marymount
L 72 Arizona
(Won 17, Lost 10)

1976-77

L 91 Arizona (10) (OT)
W 86 San Diego St.
L 47 Oregon
W 104 Denver
W 92 Northwestern
L 65 Iowa St.
L 74 Illinois
W 88 Montana
W 73 Temple
L 96 San Francisco (3)
W 99 Hawaii
W 115 Portland
W 79 Long Beach St.
L 60 UTEP
L 81 New Mexico
W 86 BYU (OT)
L 66 Utah
L 69 Colorado St.
L 88 Wyoming
L 83 Arizona (19)
L 84 New Mexico
W 69 UTEP
L 72 Utah
W 84 BYU
W 107 Wyoming
W 86 Colorado St.
W 78 Utah St.
W 95 Arizona (17) (OT)
(Won 15, Lost 13)

1977-78

L 70 Arizona
L 62 Washington
W 87 Iowa St.
W 89 San Francisco (5)
L 75 Purdue
W 79 Houston
L 74 Kansas St. (19)
W 87 USC
W 81 Cal St.-LA
W 82 Oral Roberts
W 105 Boston College
L 90 San Francisco (19)
L 74 San Diego St.
L 84 New Mexico
W 79 UTEP
L 69 Utah
L 89 BYU
W 66 Wyoming
W 87 Colorado St.
W 69 Arizona (OT)
L 51 UTEP
L 92 New Mexico (6)
W 76 BYU
L 75 Utah
L 91 Colorado St.
W 90 Wyoming
L 75 Arizona
(Won 13, Lost 14)

1978-79**(First Year in Pac-10)**

W 84 Arizona
W 83 Cal St.-LA
W 89 San Jose St.
W 104 New Mexico
W 70 Washington

96 A F27
84 A F28
63 H M3
77 A M6

92 A N26
65 TH D3
57 TH D4
82 H D8
78 H D11
79 A D16
80 A D18
82 H D21
65 TN D27
114 TN D28
74 TA D29
92 H J4
78 A J8
69 A J13
85 A J15
84 H J20
77 H J22
79 A J28
92 A J29
99 A F5
91 H F11
54 H F12
77 A F17
65 A F19
93 H F24
68 H F26
71 A M1
89 H M5

72 H N25
68 A N28
69 TH D2
70 TH D3
76 H D8
78 H D10
101 H D14
76 A D16
76 H D17
66 TN D27
96 TN D28
102 TN D30
77 H J7
91 H J13
65 H J14
84 A J19
96 A J21
62 H J27
67 H J28
64 H F4
63 A F9
103 A F11
75 H F16
88 H F18
100 A F24
89 A F25
88 A M4

L 67 Washington St.
L 63 Purdue
W 91 No. Arizona
W 98 S.W. Louisiana
W 98 Missouri
W 81 Harvard (OT)
L 87 Purdue (OT)
W 62 Hawaii
L 59 California
W 80 Stanford
L 80 Oregon St.
W 65 Oregon
L 65 USC
L 79 UCLA (3)
L 73 San Diego St.
W 76 Arizona
L 61 Stanford
W 91 California
L 63 Oregon
W 85 Oregon St.
L 83 UCLA (2)
L 59 USC
L 80 Arizona
W 77 Washington
L 79 Washington St.
(Won 16, Lost 14)

1979-80

W 80 Houston
W 92 SIU Carbondale
L 66 USC
L 50 Kansas St.
W 91 Santa Clara
L 79 Tennessee
W 75 Washington St.
W 69 Washington
W 85 Arizona
W 73 Kansas (OT)
W 70 Stanford
W 74 California
W 103 Oregon
L 59 Oregon St. (9)
W 78 UCLA
W 81 USC
W 80 Grand Canyon
W 97 Arizona
W 69 California
W 93 Stanford
L 75 (19) Oregon St. (4) (OT)
W 88 (19) Oregon
W 67 (18) USC
W 92 (18) UCLA
W 78 (18) Arizona
L 58 (15) Washington St.
W 75 (15) Washington
W 99 (18) Loy. Marymount
L 75 (18) Ohio St. (10)
(Won 22, Lost 7)

1980-81

W 91 U.S. International
W 92 Montana St.
W 96 Iowa (12)
W 64 Kansas St.
W 86 (15) New Mexico
W 71 (14) Ohio St. (7)
W 88 (14) Illinois Wesleyan
L 53 (11) Tennessee
W 75 (11) New Orleans
L 67 (13) Oregon St. (2)
W 104 (13) Oregon
W 62 (14) Washington St.
W 90 (14) Washington
W 78 (12) UCLA (8) (3 OT)

84 A D9
73 A D11
52 H D16
78 H D21
78 H D23
77 TN D27
92 TN D28
60 TA D29
70 H J4
68 H J6
97 A J12
54 A J13
69 H J18
95 H J20
80 A J22
68 H J27
75 A F2
55 A F3
70 H F8
72 H F10
85 A F15
75 A F17
85 A F24
59 H M3
84 H M5

65 A D3
74 TH D7
77 TH D8
63 A D12
74 TN D14
82 TN D15
74 H D20
56 H D22
78 H D27
65 H D29
64 A J3
63 A J5
77 H J10
63 H J12
76 A J17
75 A J18
68 H J22
72 A J26
56 H J31
80 H F2
82 A F7
65 A F9
57 H F16
80 H F18
72 H F23
71 A F28
61 A M1
71 Y M7
89 Y M9

W 69 (12) USC
W 83 (7) Arizona
W 84 (5) Stanford
W 84 (5) California
W 77 (5) Washington St.
W 78 (5) Washington
W 77 (5) USC
L 61 (5) UCLA (8)
W 71 (7) Arizona
W 79 (5) Stanford
W 81 (5) California
W 78 (5) Oregon
W 87 (5) Oregon St. (1)
L 71 (3) Kansas (5)
(Won 24, Lost 4)

1981-82

L 62 Kansas
W 84 New Mexico St.
W 65 Vanderbilt
W 63 Illinois St.
L 49 Utah
W 86 Cal St.-LA
L 67 Toledo
W 88 Cal-Irvine
L 68 Marquette
L 43 Oregon St. (15)
L 65 Oregon
L 43 Washington St.
L 46 Washington
L 57 USC
L 59 UCLA
W 55 Arizona
W 70 California
W 66 Stanford
L 55 Washington
L 68 Wash. St. (2 OT)
L 60 UCLA
W 80 USC
W 82 Arizona
W 70 Stanford
L 65 California
W 80 Oregon
W 68 Oregon St.(4)
(Won 13, Lost 14)

1982-83

W 68 Texas Tech
L 72 DePaul (OT)
W 79 Connecticut
W 84 South Carolina
W 83 No. Arizona
L 77 Ohio St.
L 46 Kansas St.
W 62 Cal St.-N'ridge
L 47 Missouri (6)
L 54 Providence
W 60 Texas Tech (OT)
L 65 Marquette
W 75 USC
L 86 UCLA (6)
L 74 Washington St.
W 72 Washington
L 77 Iona
W 82 Arizona
L 59 Oregon St.
W 54 Oregon
W 72 California
L 80 Stanford
W 70 Washington
W 90 Washington St.
W 77 Arizona
W 81 Oregon (OT)
L 93 Oregon St.

55 H J17
65 H J24
66 A J31
81 A F2
63 H F7
76 H F9
61 A F12
64 A F19
66 A F21
54 H F26
68 H F28
77 A M5
67 A M7
88 Y M14

63 A N30
74 TH D4
53 TH D5
61 TN D11
53 TA D12
62 H D19
76 H D22
73 TN D28
74 TA D29
74 A J2
82 A J3
53 H J8
47 H J9
64 A J16
75 A J18
54 A J23
57 H J29
58 H J30
59 A F4
70 A F6
72 H F13
62 H F15
56 H F20
69 A F26
70 A F27
62 H M5
60 H M6

66 TN N26
73 TA N27
64 H D3
79 TH D4
66 TH D8
88 A D18
49 A D20
53 H D23
48 TN D27
56 TN D29
59 TN D30
71 H J4
68 H J8
87 H J10
75 A J13
68 A J15
87 N J19
69 H J22
68 H J27
52 H J29
65 A F3
86 A F5
54 H F10
78 H F12
70 A F19
80 A F26
108 A F28

W 79 California
W 76 Stanford (OT)
L 92 USC
W 78 UCLA (4)
W 87 Cal St.-Fullerton
L 76 Texas Christian
(Won 19, Lost 14)

1983-84

W 105 US International
W 82 W. Carolina
W 66 Seton Hall
L 70 No. Arizona
L 76 Oklahoma
L 60 Centenary
W 72 New Orleans
L 55 UTEP (18)
W 53 Penn St.
L 60 Connecticut
L 57 UCLA (6)
W 65 USC
W 64 Wash. St. (OT)
L 53 Washington
L 49 Arizona
L 62 Oregon St.
L 69 Oregon
L 58 Stanford
W 75 California
L 61 Washington (17)
W 67 Washington St.
L 64 Arizona
L 58 Oregon St. (20)
W 60 Oregon
W 76 UCLA
W 60 California
L 66 Stanford
W 76 USC
(Won 13, Lost 15)

1984-85

W 70 Angelo St.
L 66 Toledo
L 57 UTEP
W 81 Lehigh
W 71 Xavier
W 67 No. Arizona
W 76 Wichita St.
L 66 North Carolina (10)
L 73 Florida
L 52 Miami (Ohio)
L 60 Arizona
W 89 Stanford
W 77 California
L 61 UCLA
L 54 USC
L 72 Oregon
W 83 Oregon St. (10) (20T)
W 63 Washington St.
L 65 Washington
W 61 California
W 91 Stanford
L 63 Washington
L 60 USC
L 65 UCLA
L 64 Oregon St. (19)
W 65 Oregon
L 78 Washington St.
L 48 Arizona
(Won 12, Lost 16)

1985-86


W 86 Illinois Wesleyan
W 72 San Jose St.
W 83 Denver

69 H M3
72 H M5
94 A M10
76 A M12
83 HZ M18
78 HZ M21
71 H N29
67 TH D2
53 TH D3
71 A D6
89 A D10
75 TN D16
67 TN D17
60 H D22
50 TN D28
66 TN D29
79 A J5
48 H J7
62 H J12
57 H J14
71 A J20
67 A J26
80 A J28
64 H F2
60 H F4
70 A F9
41 A F11
65 H F17
69 H F23
56 H F25
67 H F27
54 A M1
74 A M3
73 A M6
57 H N26
79 A D1
68 A D3
64 TH D7
67 TH D8
61 H D15
69 TN D22
85 TN D23
87 N D29
68 N D30
61 H J5
74 A J10
70 A J12
64 H J17
73 H J19
81 A J24
82 A J26
59 H J31
72 H F2
60 H F7
75 H F9
81 A F11
76 A F14
69 A F16
75 H F21
64 H F23
86 A M2
68 A M9
67 H N29
66 H N30
65 H D3

ALL-TIME SCORES

W 63 Fordham	60 TH D6	L 81 UCLA	94 H J21	L 59 Oregon St. (16)	73 H M1	L 77 UCLA (8)	85 A M14
W 71 Texas Christian	68 TH D7	W 78 USC	74 H J23	W 75 Oregon	71 H M3	W 71 UC Santa Barbara	65 AZ M19
L 67 No. Arizona	77 A D12	L 59 Arizona (1)	99 A J28	W 57 Washington	51 TH M8	L 58 Utah	60 HZ M24
W 74 Seattle	59 H D21	W 62 Utah	60 H J30	W 83 Oregon St. (22)	75 TH M9	(Won 19, Lost 14)	
L 67 Nebraska	80 A D23	W 88 California	80 A F4	L 78 UCLA	79 TH M10	1992-93	
L 59 Wichita St.	74 TN D27	L 63 Stanford	96 A F6	L 71 Long Beach St.	86 HZ M16	L 98 BYU	108 A D1
L 86 La. Tech (OT)	87 TN D28	L 75 Oregon St.	78 H F11	(Won 15, Lost 16)		W 67 San Diego St.	64 H D8
L 53 Arizona	62 A J4	L 82 Oregon (OT)	87 H F13	1990-91		W 81 No. Arizona	67 H D21
W 69 California (OT)	67 H J9	L 73 UCLA	79 A F18	(NCAA Tournament)		W 93 NE Illinois	84 H D22
L 59 Stanford	66 H J11	L 70 USC	74 A F20	W 70 Kansas	68 H N23	W 103 Duquesne	81 TH D28
L 75 UCLA	86 A J16	L 73 Arizona (3)	101 H F27	W 89 So. Methodist	79 H N24	W 100 Detroit Mercy	84 TH D29
L 72 USC	81 A J18	L 73 Washington	77 H M3	W 118 No. Arizona	77 H N20	W 80 Ak.-Anchorage	79 H J2
W 76 Oregon	58 H J23	L 66 Washington St.	70 H M6	L 93 Drake	94 H D1	L 79 USC	87 A J7
W 71 Oregon St.	56 H J25	L 82 Washington	96 TN M10	W 59 New Mexico	54 H D5	L 85 UCLA (15)	89 A J9
L 58 Washington	72 A J30	(Won 13, Lost 16)		W 82 BYU	74 A D12	W 81 Washington St.	77 H J14
L 62 Washington St.	70 A F1	1988-89		W 100 So. Utah	71 H D21	W 94 Washington	85 H J16
W 77 Stanford (OT)	75 A F6	L 83 Alabama (OT)	84 TN N25	W 107 Montana St.	74 H D22	L 87 Arizona (11)	91 H J20
L 61 California	83 A F8	W 89 Baylor	73 TN N26	W 94 Pennsylvania	62 TH D28	L 59 Louisville	85 A J24
W 75 USC	67 H F13	W 106 Indiana St.	91 H D1	W 89 Texas	82 TH D29	W 82 Oregon St.	73 A J28
W 74 UCLA (OT)	73 H F15	W 99 Rhode Island	87 H D3	L 86 Washington St.	95 A J3	W 99 Oregon	84 A J30
L 69 Oregon St. (OT)	75 A F20	W 81 Texas Tech	75 A D8	W 68 Washington	60 A J5	W 90 California	83 H F4
L 65 Oregon	89 A F23	W 77 San Diego St.	72 H D17	L 68 UCLA (7)	82 H J10	W 109 Stanford	87 H F6
W 80 Wash. St. (20T)	78 H F27	L 59 Washington St.	65 H D20	W 84 USC (OT)	80 H J13	W 79 Washington	74 A F11
L 62 Washington	64 H M1	W 121 Washington	90 H D22	L 71 Arizona (6)	74 H J17	L 67 Washington St.	97 A F13
W 70 Arizona	63 H M9	W 82 San Francisco	76 TH D28	L 65 California	76 A J24	L 80 Arizona (4)	116 A F18
(Won 14, Lost 14)		L 80 UC Santa Barbara	84 TH D29	W 58 Stanford	47 A J27	W 89 Memphis St.	76 N F21
1986-87		L 60 California	84 A J5	W 53 Washington	41 H J31	W 103 Oregon	88 H F25
W 97 Hawaii	72 TH D5	L 65 Stanford	94 A J7	L 72 Washington St.	74 H F2	W 76 Oregon St.	61 H F27
L 66 Houston	83 TH D6	W 72 Oregon	70 H J12	L 44 UCLA (14)	64 A F7	W 75 Stanford	71 A M4
L 85 BYU	91 TA D12	L 65 Oregon St.	85 H J14	W 88 USC	83 A F9	L 67 California	91 A M6
L 78 Texas Christian	96 TN D13	L 84 UCLA	94 A J19	L 50 Arizona (6)	71 A F13	L 74 UCLA	77 H M11
W 67 S. Jose St. (OT)	66 A D20	W 67 USC	62 A J21	W 75 Stanford	57 H F21	W 101 USC	67 H M13
W 76 No. Arizona	54 H D22	L 71 Arizona (6)	96 H J26	W 87 California	78 H F24	L 68 Georgetown	78 HZ M18
L 63 Mississippi	76 TN D27	W 82 No. Arizona	70 H J28	W 99 Oregon (OT)	84 A F28	(Won 18, Lost 10)	
W 106 Manhattan	66 TN D28	L 60 Stanford (20)	75 H F2	L 69 Oregon St.	91 A M2	1993-94	
L 69 Oregon	77 A J2	L 63 California	73 H F4	W 87 Oregon	84 H M7	W 106 BYU	95 H N27
L 75 Oregon St.	81 A J4	L 83 Oregon St.	89 A F9	W 84 Oregon St.	69 H M9	L 69 Oklahoma St. (8)	87 N D2
L 51 UCLA	61 H J8	W 98 Oregon	94 A F11	W 79 Rutgers	76 Y M15	L 74 Boston College	78 N D5
L 62 USC	66 H J10	W 93 UCLA	86 H F16	L 90 Arkansas (2)	97 Y M17	W 100 Cal St. Northridge	81 H D17
L 72 Washington	81 A J15	L 81 USC (OT)	84 H F18	(Won 20, Lost 10)		L 75 NE Illinois	78 H D18
W 80 Washington St.	64 A J18	L 74 Arizona (2)	109 A F23	1991-92		W 68 So. Methodist (OT)	58 H D22
L 65 Stanford	69 H J22	L 72 Washington	83 A M2	(#24 AP Preseason Poll)		W 87 No. Arizona	71 TH D28
W 61 California	53 H J24	L 80 Washington St.	96 A M5	L 71 (25) Rice	77 TN N25	W 73 Villanova (OT)	62 TH D29
L 67 Arizona	82 H J29	L 82 USC	94 TN M9	W 74 (25) Lamar	64 TN N26	L 81 Arizona (9)	98 A J5
L 54 Arizona	66 A J31	(Won 12, Lost 16)		L 37 (25) Minnesota	69 TN N27	L 75 Saint Louis	77 N J8
L 71 Oregon St.	86 H F5	1989-90		W 69 Idaho St.	59 H D3	W 78 Stanford	67 H J13
L 62 Oregon	70 H F7	(Bill Frieder's First Year)		W 87 UT San Antonio	62 H D5	W 63 California (19)	60 H J15
W 69 USC	62 A F12	L 64 Oregon St.	87 A N30	W 71 New Mexico	69 A D7	W 87 USC	62 A J20
W 67 UCLA	64 A F16	L 61 Oregon	63 A D2	L 68 Kentucky (9)	94 A D14	L 81 UCLA (2)	98 A J22
W 71 Washington	70 H F19	L 64 BYU	65 H D5	W 88 Appalachian St.	57 H D21	W 88 Oregon St.	82 H J27
W 66 Washington St.	62 H F21	W 70 San Francisco (20T)	67 A D7	W 62 Miami, Fla.	57 H D23	W 84 Oregon	78 H J29
L 65 California	71 A F26	W 64 No. Arizona	47 A D16	W 78 Brown	71 TH D27	W 59 Washington	53 A F3
L 92 Stanford (OT)	97 A F28	W 80 Seattle Pacific	76 H D18	W 81 Northwestern	62 TH D28	L 70 Washington St.	73 A F5
W 76 Washington St.	60 TN M5	W 66 Dartmouth	55 H D19	W 59 San Diego (OT)	56 H J4	L 78 California (18)	95 A F10
L 83 UCLA (18)	99 TA M6	L 67 Kansas (2)	90 A D22	L 62 UCLA (2)	83 H J9	W 71 Stanford	69 A F12
(Won 11, Lost 17)		W 92 Manhattan	70 TH D28	L 64 USC	69 H J12	L 70 UCLA (8)	76 H F17
1987-88		W 62 Georgia	61 TH D29	W 95 Washington St.	86 A J16	L 56 USC	68 H F19
W 83 Texas Tech	68 H N27	W 75 Washington St.	64 H J4	W 68 Washington	62 A J19	L 80 Oregon	87 A F24
W 79 No. Arizona	75 A D1	W 63 Washington	48 H J6	L 55 Arizona (11)	92 A J22	W 80 Oregon St.	60 A F26
W 91 San Diego St.	68 TH D4	L 53 UCLA (19)	62 A J11	L 47 Oregon St.	61 H J30	L 71 Washington St.	80 H M3
L 63 Richmond	76 TH D5	L 59 USC	69 A J13	W 71 Oregon	62 H F1	W 73 Washington	55 H M5
L 85 Iowa St.	99 A D8	L 61 Arizona (23)	70 H J17	L 61 California	68 A F6	W 94 Arizona (7)	87 H M12
W 89 So. Utah St.	74 H D18	W 62 Miami (Fla.)	58 A J20	L 73 Stanford	86 A F8	L 67 BYU	74 AZ M17
W 66 Wash. St. (OT)	65 A D20	L 66 California (20T)	68 H J25	W 55 Washington	47 H F13	(Won 15, Lost 13)	
W 87 Washington	78 A D22	W 64 Stanford	53 H J27	W 71 Washington St.	70 H F16	1994-95	
W 79 Texas A&M	73 TN D27	W 58 Washington	56 A F2	W 77 Arizona (5)	74 H F20	(NCAA Sweet Sixteen)	
W 70 Mississippi St.	69 TN D29	W 68 Washington St.	57 A F4	L 62 Louisville (OT)	63 H F22	W 103 Texas A & M	73 TN N21
L 71 No. Carolina St.	83 TN D30	L 72 UCLA (19)	80 H F8	L 72 Oregon St.	80 A F27	W 79 Michigan (13)	62 TN N22
W 104 Stanford	80 H J7	L 63 USC	88 H F10	W 58 Oregon	48 A M1	W 97 Maryland (7)	90 TN N23
W 82 California	60 H J9	L 50 Arizona (20)	71 A F15	W 76 Stanford	71 H M5	W 74 (12) No. Arizona	50 H D1
L 84 Oregon	86 A J14	L 60 California	69 A F23	W 74 California	71 H M7	L 71 (12) New Mexico	87 A D3
L 68 Oregon St.	76 A J16	L 44 Stanford	57 A F25	L 66 USC	81 A M12		

ALL-TIME SCORES



ASU's teams from 1932-1962 competed in the Border Conference.

W 87 (13) UC Irvine	58 H D17
L 85 (13) UT S. Ant. (OT)	87 H D18
W 98 (15) Cal Poly SLO	43 H D20
W 72 (15) Oklahoma St.	69 H D22
W 65 (16) Pacific	50 TH D28
W 67 (16) Vanderbilt	61 TH D29
W 53 (15) Arizona (9)	52 H J5
W 71 (15) Old Dominion	52 H J7
L 91 (12) Stanford	75 A J12
W 73 (12) California (20)	68 A J14
W 81 (13) USC	71 H J19
L 72 (13) UCLA (4)	85 H J21
L 70 (13) Oregon St.	83 A J26
W 79 (13) Oregon (18)	76 A J28
W 78 (16) Washington (OT)	73 H F2
W 87 (16) Washington St.	60 H F5
W 100 (14) California	81 H F9
W 79 (14) Stanford (15)	70 H F11
L 77 (13) UCLA (6) (OT)	82 A F16
W 74 (13) USC	70 A F18
L 72 (15) Oregon	73 H F23
W 82 (15) Oregon St.	44 H F25
W 72 (15) Washington	71 A M2
L 71 (15) Washington St.	84 A M4
W 103 (18) Arizona (12) (20T)	98 A M11
W 81 (16) Ball St.	66 Y M16
W 64 (16) Manhattan	54 Y M18
L 73 (16) Kentucky (2)	97 Y M23
(Won 24, Lost 9)	

1995-96

W 103 Texas Southern	77 H N25
W 82 Southern Utah	76 H N28
L 85 Oklahoma State	90 A D2
L 79 New Mexico	86 H D5
W 85 Cal State Sacramento	73 H D16
W 76 Northern Arizona	62 H D22
W 62 Southern Methodist	58 TH D29
L 66 Detroit	72 TH D30
L 70 Stanford	83 A J4
L 82 California	97 A J6
L 76 Arizona (18)	108 A J10
L 73 UCLA (13)	87 H J18
L 67 USC	80 H J20
W 74 Oregon	73 A J25
W 93 Oregon State	75 A J27
L 58 Washington State	72 H F1
W 88 Washington	79 H F3

L 69 Arizona (16)	71 H F7
L 69 North Carolina State	89 N F11
W 69 USC	66 A F15
L 70 UCLA (18)	87 A F17
W 63 Oregon State (OT)	58 H F22
L 70 Oregon	81 H F24
L 64 Washington	75 A F29
L 78 Washington State	103 A M2
W 56 California	53 H M7
L 53 Stanford	67 H M9
(Won 11, Lost 16)	

1996-97**(Bill Frieder's last season)**

W 111 Jacksonville	69 H N22
L 68 College of Charleston	77 TN N27
L 53 UNC-Greensboro	55 TN N29
W 86 Maine	73 TN N30
W 85 Sam Houston State (OT)	81 H D2
W 68 Oklahoma State	67 H D7
W 122 Houston Baptist	70 H D10
W 83 Jackson State	69 H D20
L 79 Northeastern Illinois	86 H D22
W 74 William & Mary	57 TH D27
L 57 St. Bonaventure	68 TH D28
L 65 Stanford (21)	81 H J2
W 64 California	60 H J4
W 89 Chaminade	54 H J6
L 84 Arizona (7)	92 H J11
L 62 UCLA	79 A J16
L 56 USC	75 A J18
L 51 Oregon	76 H J23
W 78 Oregon State (OT)	75 H J25
L 61 Washington	72 A J30
L 55 Washington State	74 A F1
L 71 Arizona (14)	87 A F5
L 66 USC	72 H F13
L 81 UCLA (24)	92 H F15
L 67 Oregon State	71 A F20
L 77 Oregon	85 A F22
L 69 Washington	72 H F27
L 70 Washington State	74 H M1
L 66 California	84 A M6
L 63 Stanford (23)	86 A M8
(Won 10, Lost 20)	

1997-98**(Don Newman, Interim Coach)**

W 97 Cal State Northridge	91 H N16
W 107 Wagner	88 TH N19
W 87 Cincinnati	79 TA N21
L 88 Kansas (2) (OT)	90 TN N26
L 61 Connecticut (11)	82 TN N28
W 123 Delaware State	85 H D1
W 87 Northern Arizona	76 H D3
W 83 Portland State	66 H D6
L 68 Oklahoma State	79 N D10
W 83 Texas A & M	81 H D19
W 88 Weber State	79 H D22
W 111 La Salle	78 TH D27
W 102 Eastern Michigan	90 TH D28
W 84 USC	81 H J3
L 73 UCLA (10)	78 H J5
L 70 Washington	92 A J8
W 86 Washington State	85 A J11
L 99 Arizona (5)	127 A J15
L 61 Oregon State	70 H J22
W 67 Oregon	51 H J24
L 77 California	82 A J29
W 90 Stanford (4) (OT)	87 A J31
W 82 Washington State	68 H F5
W 94 Washington	85 H F7
L 82 Arizona (3)	83 H F14
L 73 Oregon	97 A F19
W 70 Oregon State	63 A F21
L 73 Stanford (8)	86 H F26
W 99 California	80 H F28
L 94 UCLA (19)	102 A M5
L 71 USC	117 A M7
L 73 Hawaii	90 AZ M11
(Won 18, Lost 14)	

1998-99**(First Year for Rob Evans)**

W 68 San Jose State	49 H N13
L 60 Northern Arizona	76 H N17
L 48 Utah (18)	65 TN N23
L 80 Kansas State (OT)	84 TN N24
W 78 Chaminade	64 TN N25
L 47 New Orleans	53 H D1
W 79 UNLV	70 N D5
W 80 Stephen F. Austin	63 H D8
W 96 Texas A & M (30T)	91 A D19
W 85 Marist	77 H D22
W 84 Navy	72 TH D28
W 85 Alaska-Anchorage	52 TH D29

L 70 USC	72 A J2
L 85 UCLA (7) (OT)	88 A J4
W 96 Washington	72 H J7
W 91 Washington State	63 H J9
L 73 Arizona (7)	74 H J14
L 51 Oregon State	81 A J21
W 64 Oregon	60 A J23
W 69 California	66 H J28
L 63 Stanford (3)	73 H J30
W 69 Washington State	64 A F4
L 85 Washington	93 A F6
L 80 Arizona (10)	86 A F10
L 75 Oregon	76 H F18
W 87 Oregon State	66 H F20
L 77 Stanford (6) (OT)	87 A F25
L 73 California	78 A F27
L 65 UCLA (12)	68 H M4
L 73 USC	84 H M6
(Won 14, Lost 16)	

1999-2000

W 79 Portland State	57 H N20
L 71 Texas (20)	88 TN N25
W 103 American P.R.	63 TN N26
L 64 Virginia	70 TN N27
W 72 Colorado State	57 H D1
W 74 Morgan State	56 H D4
L 67 Brigham Young	78 A D7
W 99 San Diego State	85 H D18
W 74 Santa Clara	55 H D21
W 80 Bucknell	55 TH D28
W 93 Penn State	85 TH D29
L 67 Stanford (1)	86 A J6
W 111 California (20T)	108 A J8
W 90 Washington	80 H J13
W 81 Washington State	64 H J15
L 92 USC (OT)	95 A J20
L 77 UCLA (25)	83 A J22
L 55 Arizona (5)	82 H J26
L 69 North Carolina State (21)	78 H J29
W 75 Oregon State	64 H F3
L 73 Oregon (23)	86 H F5
W 81 Washington State (OT)	79 A F10
W 81 Washington	67 A F12
W 104 UCLA	75 H F17
W 93 USC	81 H F19
L 82 Arizona (4)	89 A F26
L 74 Oregon	76 A M2
W 77 Oregon State (OT)	74 A M4
W 85 California	76 H M9
L 57 Stanford (2)	65 H M11
W 83 New Mexico State	77 HZ M15
L 57 North Carolina State	60 AZ M21
(Won 19, Lost 13)	

2000-2001

L 67 Tulsa (NIT)	69 TN N10
W 76 Winthrop (NCAA)	68 TN N11
W 94 Southern Utah (NCAA)	72 H N17
W 64 Colgate	50 H N21
W 76 Kent State (NCAA)	61 H N25
W 80 Brigham Young (NCAA)	52 H D2
L 62 San Diego State	64 A D16
W 59 Mercer	42 H D20
W 92 Belmont	44 H D22
L 71 Ohio	75 TH D29
W 91 Charlotte (NCAA)	78 TH D30
L 77 Stanford (2) (NCAA)	94 H J4
L 67 California (NCAA)	82 H J6
L 68 Washington (OT)	70 A J11
L 60 Washington State	81 A J13
L 83 UCLA (NCAA)	91 H J18
L 58 USC (24) (NCAA)	77 H J20
L 75 Arizona (12) (NCAA)	86 A J24

ALL-TIME SCORES

W 73 Oregon State	58 A F1
W 99 Oregon	72 A F4
L 57 Washington State	58 H F8
W 89 Washington	57 H F10
L 68 USC (NCAA)	80 A F15
L 68 UCLA (24) (NCAA)	73 A F17
L 58 Arizona (8) (NCAA)	88 H F21
W 86 Oregon	74 H M1
W 61 Oregon State	59 H M3
L 67 California (NCAA)	86 A M8
L 75 Stanford (1) (NCAA)	99 A M10
(Won 13, Lost 16)	

2001-2002

W 92 Stephen F. Austin	61 H N17
L 69 Portland State (OT)	79 H N20
L 70 Brigham Young (NIT)	82 A N24
W 73 UC Riverside	64 H N27
W 100 Prairie View A & M	62 H D1
W 71 Utah (NCAA)	62 N D4
W 72 Montana State	69 N D13
L 90 Oregon (NCAA)	103 A D20
L 57 Oregon State	62 A D22
W 77 Canisius	54 TH D28
W 77 Northwestern	60 TH D29
W 67 Oregon State	58 H J4
W 95 Oregon (NCAA)	88 H J6
L 68 Washington	81 A J10
W 81 Washington State	71 A J12
L 79 UCLA (9) (NCAA)	82 H J17
L 73 USC (18) (NCAA)	81 H J19
W 88 Arizona (10) (NCAA)	72 H J23
L 81 Stanford (18) (NCAA)	90 A J31
L 59 California (NCAA)	67 A F2
W 96 Washington State	45 H F7
W 86 Washington	74 H F9
L 61 USC (25) (NCAA)	83 A F14
W 69 UCLA (20) (NCAA)	68 A F16
L 75 Arizona (14) (NCAA)	83 A F20
L 80 California (21) (NCAA)	91 H F28
L 76 Stanford (17) (NCAA)	81 H M2
L 56 Arizona (15) (NCAA)	73 TN M7
L 91 UNLV (NIT)	96 ZA M12
(Won 14, Lost 15)	

2002-2003

(NCAA Tournament)

W 59 Morehead State	56 H N22
L 65 Kentucky (15) (NCAA)	82 N N25
W 101 Chamaine	72 N N26
W 83 Utah (20T) (NCAA)	79 N N27
W 85 Lafayette	62 H N30
L 60 Brigham Young (NCAA)	64 H D4
L 55 Utah (NCAA)	78 A D7
W 76 Nevada (NIT)	63 H D10
W 70 Purdue (NCAA)	53 N D21
W 79 Bucknell	52 H D27
W 75 Nebraska	63 H D28
W 67 Oregon State	47 A J2
L 73 Oregon (9) (NCAA)	94 A J4
W 89 Washington	57 H J9
W 96 Washington State	55 H J11
W 75 UCLA	64 A J16
L 74 USC	76 A J18
L 63 Arizona (1) (NCAA)	71 A J22
W 75 California (20) (NCAA)	70 H J30
L 57 Stanford (NCAA)	58 H F1
W 87 Washington State	54 A F6
W 79 Washington (OT)	77 A F8
W 108 USC	78 H F13
W 85 UCLA	69 H F15
L 72 Arizona (1) (NCAA)	92 H F22
L 77 Stanford (19) (NCAA)	88 A F27
L 72 California (23) (NCAA)	80 A M2
W 91 Oregon (NCAA)	77 H M6

W 74 Oregon State	64 H M8
L 82 Oregon (NCAA)	83 TN M13
W 84 Memphis (19) (NCAA)	71 Y M20
L 76 Kansas (6) (NCAA)	108 Y M22
(Won 20, Lost 12)	

2003-2004

W 89 Arkansas-Little Rock	72 H N22
W 83 Cal State Fullerton	76 H N24
W 77 UC Riverside	68 H N29
L 60 Nebraska (NIT)	66 A D3
W 70 Temple (NIT)	66 N D9
L 61 Northwestern	63 A D17
W 81 McNeese State	61 H D22
W 89 San Diego	70 H D29
L 76 Western Michigan (NCAA)	81 H D30
L 74 Arizona (4) (NCAA)	93 H J3
L 62 Stanford (4) (NCAA)	63 H J8
L 62 California	74 H J10
L 58 UCLA	66 A J15
W 100 USC	85 A J17
L 76 Oregon (NIT)	83 H J22
W 83 Oregon State	79 H J24
L 56 Washington State	63 A J29
L 81 Washington (NCAA)	90 A J31
L 51 Stanford (2) (NCAA)	81 A F5
L 83 California	85 A F7
W 74 UCLA (OT)	62 H F12
L 84 USC (OT)	93 H F14
L 61 Oregon State	68 A F19
W 86 Oregon (NIT)	75 A F21
L 70 Washington State	83 H F26
L 72 Washington (NCAA)	96 H F28
L 81 Arizona (22) (NCAA)	106 A M7
(Won 10, Lost 17)	

2004-2005

W 79 Jackson State	48 TH N21
W 67 Delaware State (NCAA)	56 TH N23
L 65 UTEP (NCAA)	66 TN N26
W 87 Vanderbilt (NIT)	68 TN N27
W 65 Temple (NIT)	62 A N30
W 67 Cal State Northridge	66 H D4
W 89 Fairleigh Dickinson (NCAA)	81 H D6
W 75 UC Riverside	59 H D12
W 90 Northwestern	55 H D20
W 68 Santa Clara	63 H D22
W 92 Long Island	63 TH D28
W 89 Valparaiso	65 TH D29
L 79 Arizona (14) (NCAA)	97 A J2
W 81 Stanford (NCAA)	69 A J6
W 79 California	70 A J8
L 82 UCLA (NCAA)	86 H J13
L 94 USC	98 H J15
L 66 Oregon State (NIT)	88 A J20
W 64 Oregon	51 A J22
W 68 Washington State	62 H J27
L 70 Washington (10) (NCAA)	79 H J30
W 74 Stanford (NCAA)	67 H F3
L 82 California	84 H F5
L 76 UCLA (NCAA)	95 A F10
L 71 USC	82 A F12
W 75 Oregon State (NIT)	73 H F17
W 66 Oregon	56 H F19
L 82 Washington (13) (NCAA)	90 A F24
L 55 Washington State	57 A F26
L 68 Arizona (11) (NCAA)	70 H M5
L 90 Washington (14) (OT) (NCAA)	95 N M10
L 78 UNLV (NIT)	89 ZA M17
(Won 18, Lost 14)	

2005-2006

W 82 Southern Utah	62 H N23
W 86 Alcorn State	74 H N26

W 73 UC Santa Barbara	57 H N28
W 83 North Texas	67 H N30
L 79 Minnesota (OT)	85 H D5
L 71 Utah Valley State	75 H D10
L 43 Iowa (22) (NCAA)	62 A D17
W 64 Boise State	49 TH D21
W 72 Northern Arizona (NIT)	55 TH D22
L 67 Washington (7) (NCAA)	91 A D29
L 49 Washington State	64 A D31
L 65 USC	66 H J5
L 60 UCLA (17) (NCAA)	61 H J7
L 53 Oregon	67 A J12
W 65 Oregon State (OT)	63 A J14
L 58 California (NCAA)	88 H J19
L 64 Stanford (NIT)	70 H J21
L 70 Arizona (NCAA)	80 H J25
L 60 UCLA (14) (NCAA)	69 A F2
W 68 USC	65 A F4
W 76 Oregon State	59 H F9
L 87 Oregon	98 H F11
L 69 Stanford (NIT)	82 A F16
W 65 California (20T) (NCAA)	64 A F18
L 47 Arizona (NCAA)	68 A F25
L 66 Washington (14) (NCAA)	91 H M2
W 68 Washington State	55 H M4
L 68 Oregon State	71 N M8
(Won 11, Lost 17)	

2006-2007

(First Year for Herb Sendek)

L 71 Northern Arizona	75 TH N13
W 69 CS San Bernardino	52 TH N15
L 67 Portland State	71 H N18
W 64 San Jose State	52 H N21
W 67 Iowa	64 H N25
W 66 Northern Colorado	52 H N28
L 63 Minnesota	66 A D2
L 58 Xavier (NCAA)	76 A D16
W 52 Colgate	36 H D19
W 71 North Carolina A&T	66 TH D21
L 70 Davidson (NCAA)	75 TH D22
L 60 Stanford (NCAA)	71 H D28
L 62 California (OT)	66 H D30
L 55 Washington State (NCAA)	75 A J4
L 53 Washington (24)	64 A J6
L 55 Oregon (15) (NCAA)	60 H J11
L 59 Oregon State	67 H J13
L 50 UCLA (3) (NCAA)	60 A J18
L 49 USC (NCAA)	58 A J20
L 47 Arizona (17) (NCAA)	71 A J24
L 61 Washington	66 H F1
L 47 Washington St. (18) (NCAA)	48 H F3
L 51 Oregon (NCAA) (13)	55 A F8
L 55 Oregon State	59 A F10
L 61 UCLA (5) (NCAA)	67 H F15
W 68 USC (22) (NCAA)	58 H F18
L 58 Arizona (NCAA)	61 H F25
L 53 Stanford (NCAA)	63 A M1
W 42 California	41 A M3
L 51 Washington	59 N M7
(Won 8, Lost 22)	

2007-2008

L 54 Illinois	75 TN N19
W 61 Princeton	42 TN N20
W 87 Louisiana State (OT)	84 TN N21
W 75 Cal Poly	41 H N26
W 91 Florida Gulf Coast	59 H N28
L 47 Nebraska (NIT)	62 A D2
W 77 Delaware State	38 H D5
W 60 Coppin State (NCAA)	43 H D8
W 77 Xavier (17) (NCAA)	55 H D15
W 66 Montana State	62 H D18
W 76 Idaho	65 H D22

W 95 Saint Francis (Pa.)	56 H D29
W 62 Oregon (NCAA)	54 H J3
W 72 Oregon State	53 H J5
W 64 Arizona (OT) (NCAA)	59 H J9
W 99 (22) California (OT) (NIT)	90 A J17
L 52 (22) Stanford (NCAA)	67 A J19
L 61 (24) Washington (CBI)	72 H J24
L 55 (24) Washington St. (6) (NCAA)	56 H J26
L 51 UCLA (5) (NCAA)	84 A J31
L 53 USC (NCAA)	67 A F2
W 59 Arizona (NCAA)	54 A F10
W 72 Stanford (7) (OT) (NCAA)	68 H F14
L 73 California (NIT)	76 H F16
L 47 Washington State (17) (NCAA)	59 A F21
W 77 Washington (CBI)	64 A F23
L 49 UCLA (4) (NCAA)	70 H F28
W 80 USC (NCAA)	66 H M1
L 61 Oregon (NCAA)	67 A M6
W 77 Oregon State	64 A M8
L 55 USC (NCAA)	59 N M13
W 64 Alabama State (NIT)	53 HZ M18
W 65 Southern Illinois (NIT)	51 HZ M20
L 57 Florida (NIT)	70 HZ M25
(Won 21, Lost 13)	

2008-2009

(NCAA Tournament)

W 80 (15) Mississippi Valley State	64 H N14
W 59 (15) San Diego State (NIT)	52 A N18
W 61 (15) Pepperdine	40 H N23
W 84 (14) Charlotte	56 N N27
L 78 (14) Baylor (NIT)	87 N N28
W 88 (14) UTEP (CBI)	58 N N30
W 81 (19) Jackson State	60 H D4
W 64 (19) Nebraska (NIT)	44 H D7
W 59 (20) IUPUI (OT)	58 N D14
W 76 (20) BYU (NCAA)	75 N D20
W 90 (20) Idaho State	55 H D23
W 84 (17) Central Connecticut State	47 H D29
W 90 (17) Stanford (CBI)	60 A J2
L 71 (17) California (NCAA)	81 A J4
W 69 (20) Oregon State (CBI)	38 H J8
W 76 (20) Oregon	58 H J10
L 49 (16) USC (NCAA)	61 A J15
W 61 (16) UCLA (9) (OT) (NCAA)	58 A J17
W 53 (17) Arizona (NCAA)	47 A J21
L 55 (14) Washington State (NIT)	65 H J29
L 71 (14) Washington (23) (NCAA)	84 H J31
W 66 (24) Oregon	57 A F5
W 49 (24) Oregon State (CBI)	38 A F7
W 74 (18) UCLA (11) (NCAA)	67 H F12
W 65 (18) USC (NCAA)	53 H F15
W 70 (14) Arizona (NCAA)	68 H F22
L 70 (14) Washington (21) (OT) (NCAA)	73 A F26
L 49 (14) Washington St. (OT) (NIT)	51 A F28
L 64 (21) Stanford (CBI)	74 H M5
W 83 (21) California (NCAA)	66 H M7
W 68 (23) Arizona (NCAA)	56 N M12
W 75 (23) Washington (13) (NCAA)	65 N M13
L 63 (23) USC (NCAA)	66 N M14
W 66 (19) Temple (NCAA)	57 Y M20
L 67 (19) Syracuse (13) (NCAA)	78 Y M22
(Won 25, Lost 10)	

2009-2010

W 87 Western Illinois	35 H N13
W 84 Texas State	62 TH N16
W 52 TCU	49 TH N17
W 104 San Francisco	65 H N20
L 53 Duke (7) (NCAA)	64 TN N25
W 71 LSU	52 TN N27
W 74 Arkansas-Pine Bluff (NCAA)	57 H N30
L 61 Baylor (NCAA)	64 H D3
L 68 BYU (NCAA)	81 A D8

ALL-TIME SCORES

W 76 Delaware State	34 H D12
W 55 San Diego State (NCAA)	52 H D19
W 69 UCSB (NCAA)	42 H D21
W 61 USC Upstate	52 H D23
L 70 UCLA	72 A D31
L 37 USC	47 A J2
W 68 Washington (24) (NCAA)	51 H J8
W 71 Washington State	46 H J10
W 76 Oregon	57 A J14
W 66 Oregon State (CBI)	57 A J16
L 58 Arizona	77 H J23
L 70 California (NCAA)	78 H J28
W 88 Stanford	70 H J30
W 81 Washington State	70 A F4
L 56 Washington (NCAA)	79 A F6
W 56 Oregon State (CBI)	46 H F11
W 61 Oregon	51 H F13
W 73 Arizona	69 A F21
W 68 Stanford	60 A F25
L 46 California (NCAA)	62 A F27
W 59 USC	54 H M4
W 56 UCLA	46 H M6
L 61 Stanford	70 N M13
L 66 Jacksonville (NIT)	67 HZ M16
(Won 22, Lost 11)	

2010-2011

L 62 New Mexico (NIT)	76 A N16
W 69 UAB (NCAA)	66 H N20
W 73 Houston Baptist	55 N N25
W 59 Weber State	58 N N26
L 58 St. John's (NCAA)	67 N N27
L 54 Baylor (11)	68 A D2
L 61 Richmond (NCAA)	67 H D5
W 71 Gardner-Webb	48 H D11
W 78 Nevada	75 A D17
W 72 Long Beach State	55 H D21
W 56 North Carolina A&T	50 H D23
L 58 Oregon State	80 A D30
W 60 Oregon (CBI)	55 A J1
L 41 Stanford	55 H J6
L 61 California (NIT)	65 H J8
W 69 Tulsa	59 H J12
L 69 Arizona (NCAA)	80 A J15
L 61 Washington State (NIT)	78 A J20
L 75 #20 Washington (NCAA)	88 A J22
L 61 USC	63 H J29
L 72 UCLA (OT) (NCAA)	73 H J27
L 62 California (NIT)	66 A F3
L 75 Stanford	83 A F5
L 52 #15 Arizona (NCAA)	67 H F13
L 62 Washington (NCAA)	79 H F17
W 71 Washington State (NIT)	69 H F19
L 53 UCLA (NCAA)	71 A F24
L 46 USC	62 A F26
W 73 Oregon (CBI)	53 H M3
W 80 Oregon State	66 H M5
L 69 Oregon (CBI)	76 N M9
(Won 12, Lost 19/4-14 Pac-10)	

2011-2012

W 72 Montana State	72 H N11
L 60 Pepperdine	66 H N15
L 71 New Mexico (NCAA)	76 H N18
L 44 Fairfield	55 N N24
W 84 Wake Forest	56 N N25
L 64 DePaul	68 N N27
W 67 Tulsa	64 A D3
L 61 Nevada (NIT)	69 H D7
W 60 North Dakota State (CBI)	57 H D10
L 68 Northern Arizona	69 H D17
L 61 Southern Miss (NCAA)	64 H D19
L 65 Fresno State	68 H D21
L 51 Arizona (NIT)	68 A D31
W 62 USC	53 A J5

L 58 UCLA	75 A J7
L 58 Oregon (NIT)	67 H J12
W 76 Oregon State (CBI)	66 H J14
L 54 Colorado (NCAA)	69 A J19
L 43 Utah	64 A J21
L 54 Washington (NIT)	60 H J26
W 71 Washington State (CBI)	67 H J28
L 44 Stanford (NIT)	68 A F2
L 47 California (NCAA)	68 A F4
W 57 Utah	52 H F9
L 49 Colorado (NCAA)	63 H F11
L 68 Washington (NIT)	77 A F16
L 50 Washington State (CBI)	72 A F18
L 57 UCLA	66 H F23
W 56 USC	52 H F25
W 87 Arizona (NIT)	80 H M4
L 65 Stanford (NIT)	85 N M7
(Won 10, Lost 21/6-12 Pac-12)	

2012-2013

W 79 Central Arkansas	64 H N10
W 97 Florida A&M	70 H M18
W 64 Cornell	53 H N20
W 83 Arkansas	68 N N23
L 73 Creighton (NCAA)	87 N N24
W 67 Arkansas-Pine Bluff	54 H N28
W 90 Sacramento State	70 H D1
W 71 Hartford (CIT)	63 H D5
W 87 Cal State Northridge	76 H D8
L 61 DePaul	78 H D12
W 61 Dartmouth	42 H D15
W 77 Texas Tech	62 A D22
W 68 Coppin State	52 H D29
W 55 Utah (OT)	54 H J2
W 65 Colorado (NCAA)	56 H J6
W 72 Oregon State	62 A J10
L 65 Oregon (NCAA)	68 A J13
L 54 Arizona (NCAA)	71 H J19
W 98 USC (OT)	83 H J24
W 78 UCLA (NCAA)	60 H J26
W 63 Washington State	58 A J31
L 92 Washington (NIT)	96 A F2
W 66 California (NCAA)	62 H F7
L 59 Stanford (NIT)	62 H F9
L 55 Utah	60 A F13
W 63 Colorado (OT) (NCAA)	62 A F16
W 69 Washington State	57 H F20
L 59 Washington (NIT)	68 H F23
L 74 UCLA (OT) (NCAA)	79 A F27
L 56 USC	57 A M2
L 58 Arizona (NCAA)	73 A M9
W 89 Stanford (OT) (NIT)	88 N M13
L 75 UCLA (NCAA)	80 N M14
W 83 Detroit (NIT)	68 HZ M20
L 86 Baylor (NIT)	89 AZ M22
(Won 22, Lost 13)	

2013-2014

W 96 UMBC	61 H N8
W 90 Miami (OH)	54 H N12
W 88 Idaho State	60 H N15
W 86 UNLV	80 A N19
W 70 Bradley	58 H N22
W 79 Marquette (25)	77 H N25
L 60 Creighton (NCAA) (20)	88 N N28
W 80 College of Charleston	80 N N29
L 57 Miami (Fla.)	60 N D1
W 78 DePaul	56 A D6
W 97 Grambling	55 H D14
W 70 Texas Tech	62 H D21
W 74 UC Irvine (NIT)	61 H D28
L 65 Washington	76 H J2
W 66 Washington State	47 H J5
W 79 USC	60 A J9

L 72 UCLA (NCAA)	87 A J12
L 68 Arizona (NCAA) (1)	91 A J16
W 79 Utah (NIT)	75 H J23
W 72 Colorado (NCAA)	51 H J25
W 89 California (OT) (NIT)	78 A J29
L 70 Stanford (NCAA)	76 A F1
W 86 Oregon State (CBI)	82 H F6
W 74 Oregon (NCAA)	72 H F8
W 69 Arizona (2 OT) (NCAA) (2)	66 H F14
L 52 Colorado (NCAA)	61 A F19
L 63 Utah (NIT)	86 A F23
W 76 Stanford (NCAA)	64 H F26
W 78 California (NIT)	60 H M1
L 78 Oregon (NCAA)	85 A M4
L 76 Oregon State (OT) (CBI)	78 A M8
L 58 Stanford (NCAA)	79 N M13
L 85 Texas (NCAA)	87 Y M20
(Won 21, Lost 12)	

2014-2015

W 86 Chicago State	50 H N14
W 49 Bethune-Cookman	39 H N17
W 68 Loyola-Marymount	44 H N20
L 73 Maryland (NCAA)	78 N N24
L 71 Alabama (NIT)	76 N N25
W 78 Colgate	71 H N29
W 77 UNLV	55 H D3
L 71 Texas A&M (NIT)	72 A D6
W 81 Pepperdine (CBI)	74 H D13
L 71 Marquette	78 A D16
L 81 Lehigh (3 OT)	84 H D20
W 93 Detroit	54 H D23
W 56 Harvard	46 H D28
L 49 Arizona (NCAA) (8)	73 A J4
L 47 Oregon State	55 A J8
L 56 Oregon (NCAA)	59 A J10
L 59 Utah (NCAA) (8)	76 H J15
W 78 Colorado (CBI)	72 H J17
W 79 California	44 A J22
L 70 Stanford (NIT)	89 A J24
W 73 Oregon State	55 H J28
L 67 Oregon (OT) (NCAA)	68 H J30
W 81 Arizona (NCAA) (6)	78 H F7
L 71 Washington State	74 A F13
W 78 Washington	68 A F15
W 68 UCLA (NCAA)	66 H F18
W 64 USC	59 H F22
L 41 Utah (NCAA) (13)	83 A F26
L 81 Colorado (CBI)	87 A M1
W 67 Stanford (NIT)	62 H M5
W 74 California	70 H M7
L 64 USC	67 N M11
W 68 UCONN (NIT)	61 HZ M18
L 70 Richmond (OT) (NIT)	76 HZ M22
(Won 18, Lost 16)	

2015-2016

L 63 Sacramento State	66 H N13
W 83 Belmont (NIT)	74 H N16
W 91 Kennesaw State	91 H N18
W 79 NC State	76 N N23
L 73 Marquette (OT)	78 N N24
W 70 UCSB	68 H N29
W 79 Creighton (NIT)	77 A D2
W 67 Texas A&M (NCAA) (18)	54 H D5
L 58 Kentucky (5)	72 A D12
W 56 UNLV	66 A D16
W 98 Houston Baptist (CBI)	79 H D19
W 80 Stephen F. Austin (NCAA)	73 H D22
W 75 Cal State-Bakersfield	59 H D28
L 82 Arizona (NCAA) (8)	94 H J3
L 65 USC (NCAA)	75 A J7
L 74 UCLA	81 A J9
W 84 Washington State	73 H J14

L 85 Washington	89 H J16
L 70 California (NCAA)	75 A J21
L 73 Stanford	75 A J23
W 86 Oregon State (NCAA)	68 H J28
L 74 Oregon (NCAA) (23)	91 H J31
L 83 Washington (OT) (NIT)	95 A F3
W 67 Washington State	55 A F6
W 74 USC (NCAA) (23)	67 H F12
L 65 UCLA	78 H F14
L 61 Arizona (NCAA) (12)	99 A F17
L 46 Utah (NCAA) (22)	81 A F25
L 69 Colorado (NCAA)	79 A F28
W 74 Stanford	64 H M3
L 65 California (NCAA) (25)	68 H M5
L 66 Oregon State (NCAA)	75 N M9

2016-2017

W 88 Portland State	70 H N11
W 96 Cal Poly	74 H N13
L 63 Northern Iowa	82 N N17
W 80 Tulane	71 N N18
L 60 Davidson	68 N N20
W 127 Citadel	110 H N23
L 69 Kentucky (1) (NCAA)	115 N N28
W 97 UNLV	73 H D3
L 64 Purdue (NCAA)	97 N D6
W 74 San Diego State	67 A D10
L 70 New Mexico State (NCAA)	81 H D17
L 85 Creighton (9) (NCAA)	96 H D20
W 98 Central Arkansas	62 H D22
W 98 Stanford	93 A D30
L 65 California (NIT)	81 A J1
W 78 Colorado (NIT)	77 H J5
L 82 Utah (NIT)	88 H J7
L 75 Arizona (16) (NCAA)	91 A J12
L 80 UCLA (3) (NCAA)	102 A J19
L 79 USC (NCAA)	82 A J22
W 86 Washington	75 H J25
L 83 Washington State	91 H J29
L 70 Oregon (13) (NCAA)	71 A F2
W 81 Oregon State	68 A F4
L 43 California (NIT)	68 H F8
W 75 Stanford	69 H F11
W 83 Washington	81 A F16
L 71 Washington State	86 A F18
L 75 UCLA (5) (NCAA)	86 H F23
W 83 USC (NCAA)	82 H F26
L 60 Arizona (7) (NCAA)	73 H M4
W 98 Stanford (OT)	88 N M8
L 57 Oregon (5) (NCAA)	80 N M9
(15-18/7-11)	

Note: The number in parentheses before opponent denotes ASU's Associated Press ranking before the game, and the number in parentheses after designates opponent's AP ranking before the game. Beginning in 2000-2001, the notations of NCAA, CBI and NIT designates postseason tournament of that opponent.

**ASSOCIATED PRESS
PRESEASON RANKINGS**

2008-09: 15th

1991-92: 24th

1975-76: 18th

1963-64: 6th

**USA TODAY
PRESEASON RANKINGS**

2008-09: 15th

1991-92: 22nd

POSTSEASON SUMMARY



Derek Glasser scored a career-high 22 points to lead ASU to a 2009 NCAA Tournament win over Tempe in Miami. He made four three-pointers in the win as ASU reached 25 wins for the first time since 1975.

2016-2017

Pac-12 Tournament at Las Vegas

ASU 98, Stanford 88 (OT)
Oregon 80, ASU 57

2015-2016

Pac-12 Tournament at Las Vegas

Oregon State 75, ASU 66

2014-2015

Pac-12 Tournament at Las Vegas

USC 67, ASU 64

NIT at Storrs

ASU 68, UCONN 61

NIT at Richmond

Richmond 76, ASU 70 (OT)

2013-2014

Pac-12 Tournament at Las Vegas

Stanford 79, ASU 58

NCAA at Milwaukee

Texas 87, ASU 85

2012-2013

Pac-12 Tournament at Las Vegas

ASU 89, Stanford 88 (OT)

UCLA 80, ASU 75

NIT at Tempe

ASU 83, Detroit 68

NIT at Waco

Baylor 89, ASU 86

2011-2012

Pac-12 Tournament at Los Angeles

Stanford 85, ASU 65

2010-2011

Pac-10 Tournament at Los Angeles

Oregon 76, ASU 69

2009-2010

Pac-10 Tournament at Los Angeles

Stanford 70, ASU 61

NIT at Tempe

Jacksonville 67, ASU 66

2008-2009

Pac-10 Tournament at Los Angeles

ASU 68, Arizona 56

ASU 75, Washington 65

USC 66, ASU 63

NCAA Tournament

ASU 66, Temple 57 (Miami)

Syracuse 78, ASU 67 (Miami)

2007-2008

Pac-10 Tournament at Los Angeles

USC 59, ASU 55

NIT at Tempe

ASU 64, Alabama State 53

ASU 65, Southern Illinois 51

Florida 70, ASU 57

2006-2007

Pac-10 Tournament at Los Angeles

Washington 59, ASU 51

POSTSEASON SUMMARY

2005-2006

Pac-10 Tournament at Los Angeles

Oregon State 71, ASU 68

2004-2005

Pac-10 Tournament at Los Angeles

Washington 95, ASU 90 (OT)

NIT at Las Vegas

UNLV 89, ASU 78

2002-2003

NCAA Tournament

ASU 84, Memphis 71 (Oklahoma City)

Kansas 108, ASU 76 (Oklahoma City)

Pac-10 Tournament at Los Angeles

Oregon 83, ASU 82

2001-2002

Pac-10 Tournament at Los Angeles

Arizona 73, ASU 56

NIT at Las Vegas

UNLV 96, ASU 91

1999-2000

NIT at Tempe

ASU 83, New Mexico State 77

NIT at Raleigh

NC State 60, ASU 57

1997-98

NIT at Honolulu

Hawaii 90, ASU 73

1994-95

NCAA Tournament

ASU 81, Ball State 66 (Memphis)

ASU 64, Manhattan 54 (Memphis)

Kentucky 97, ASU 73 (Birmingham)

1993-94

NIT at Provo

BYU 74, ASU 67

1992-93

NIT at Tempe

Georgetown 78, ASU 68

1991-92

NIT at Santa Barbara

ASU 71, UCSB 65

NIT at Tempe

Utah 60, ASU 58

1990-91

NCAA Tournament

ASU 79, Rutgers 76 (Atlanta)

Arkansas 97, ASU 90 (Atlanta)

1989-90

Pac-10 Tournament at Tempe

ASU 57, Washington 51

ASU 83, Oregon State 75

UCLA 79, ASU 78

NIT at Tempe

Long Beach State 86, ASU 71

1988-89

Pac-10 Tournament at Los Angeles

USC 94, ASU 82

1987-88

Pac-10 Tournament at Tucson

Washington 96, ASU 82

1986-87

Pac-10 Tournament at Los Angeles

ASU 76, Washington State 60

UCLA 99, ASU 83

1982-83

NIT at Tempe

ASU 87, CS Fullerton 83

Texas Christian 78, ASU 76

1980-81

NCAA Tournament

Kansas 88, ASU 71 (Wichita)

1979-80

NCAA Tournament

ASU 99, Loyola Marymount 71 (Tempe)

Ohio State 89, ASU 75 (Tempe)

1975

NCAA Tournament

ASU 97, Alabama 94 (Tempe)

ASU 84, UNLV 81 (Portland)

UCLA 89, ASU 75 (Portland)

1973-74

Commissioners' Invitational at St. Louis

Toledo 81, ASU 74

1972-73

NCAA Tournament

ASU 103, Oklahoma City 78 (Logan)

UCLA 98, ASU 81 (L.A.)

Long Beach State 84, ASU 80 (L.A.)

1963-64

NCAA Tournament

Utah State 92, ASU 90 (Corvallis)

1962-63

NCAA Tournament

ASU 79, Utah State 75, OT (Eugene)

ASU 93, UCLA 79 (Provo)

Oregon State 83, ASU 65 (Provo)

1961-62

NCAA Tournament

Utah State 78, ASU 73 (Corvallis)

1960-61

Conference at Tempe

ASU 86, N.M. State 72

NCAA Tournament

ASU 72, Seattle 70 (Portland)

ASU 86, USC 71 (Portland)

Utah 88, ASU 80 (Portland)

1958-59

Border Conference at Las Cruces

N.M. State 78, ASU 57

1957-58

NCAA Tournament

Idaho State 72, ASU 68 (Berkeley)

1952-53

NAIA Championships at Kansas City

ASU 81, East Tennessee State 79

Nebraska Wesleyan 83, ASU 71

1947-48

NAIA Championships at Kansas City

ASU 68, Northeast Missouri 66

Mankato State 54, ASU 53

ASU'S POSTSEASON SUMMARY

NCAA: 13-15 (14 appearances)

NIT: 6-12 (12 appearances)

Pac-10/12: 6-16 (.250)

Border Conference: 1-1

Commissioners': 0-1

NAIA: 2-2

Postseason Total: 29-47 (.382)

2017-18 Men's Basketball Schedule

NOVEMBER

10	vs		Idaho State
14	vs		San Diego State
17	vs		Northern Arizona Continental Tire Invitational, Wells Fargo Arena, Tempe
19	vs		UC Irvine Continental Tire Invitational, Wells Fargo Arena, Tempe
23	vs		Kansas State Continental Tire Invitational, Orleans Arena, Las Vegas
24	vs		Xavier/George Washington Continental Tire Invitational, Orleans Arena, Las Vegas



DECEMBER

2	vs		San Francisco
8	vs		St. John's Hoopball Classic, Staples Center, Los Angeles
10	at		Kansas
17	vs		Vanderbilt
19	vs		Longwood
22	vs		Pacific
30	at		Arizona

JANUARY

4	at		Colorado
7	at		Utah
11	vs		Oregon
13	vs		Oregon State
17	at		Stanford
20	at		California
25	vs		Utah
27	vs		Colorado

FEBRUARY

1	at		Washington
4	at		Washington State
8	vs		USC
10	vs		UCLA
15	vs		Arizona
22	at		Oregon
24	at		Oregon State

MARCH

1	vs		California
3	vs		Stanford

BOBBY HURLEY, HEAD COACH / NCAA CAREER ASSIST LEADER
1992 FINAL FOUR MOP / TWO-TIME NCAA CHAMPION