



GAME 11 | 14/15 BYU at 21/22 Arizona State | Saturday, Nov. 23 | 1:30 p.m. MT | Tempe, AZ | Mountain America Stadium | ESPN | BYU Radio | [www.BYUCougars.com](http://www.BYUCougars.com)



## BROADCAST INFO

TV, Kickoff time . . . . . ESPN, 1:30 p.m. MT  
Dave Pasch (play-by-play), Dusty Dvoracek (analyst),  
Taylor McGregor (sideline)  
Radio . . . . . BYUradio SiriusXM 143/BYURadio.org,  
BYU Radio App/KSL 1160 AM/102.7 FM, , Greg Wrubell (play-by-  
play), Hans Olsen (analyst), , Mitchell Juergens (sideline)  
Radio start . . . . . 11:30 a.m. MT  
TV Pregame show . . . . . BYUtv, 11:30 a.m. MT

## 21 ARIZONA STATE

8-2 OVERALL 5-2 BIG 12 (5-0 HOME, 3-2 AWAY, 0-0 NEUTRAL)

Head Coach . . . . . Kenny Dillingham (2nd year)

Alma Mater . . . . . Arizona State, 2012

Career Record . . . . . 11-11

Record at ASU . . . . . same

Dillingham vs. BYU . . . . . 0-0

## 14 BYU COUGARS

9-1 OVERALL 6-1 BIG 12 (4-1 HOME, 5-0 AWAY, 0-0 NEUTRAL)

Head Coach . . . . . Kalani Sitake (9th year)

Alma Mater . . . . . BYU, 2000

Career Record . . . . . 70-42

Record at BYU . . . . . same

Sitake vs. ASU . . . . . 1-0



## 2024 SCHEDULE (local times)

DATE	OPPONENT	TIME/RESULT	TV
8/31	Southern Illinois	W 41-13	ESPN+

BYU opened the season with a 41-13 win over SIU behind 348 passing yards and 3 TDs from quarterback Jake Retzlaff. LJ Martin scored two touchdowns, one on the ground and one through the air in the win where BYU rolled up 527 total yards.

9/6	at SMU	W 18-15	ESPN2
-----	--------	---------	-------

A defensive battle that featured BYU holding the potent SMU offense out of the end zone for the first time since 2016. The Cougars overcame 3 turnovers by picking up 3 takeaways of their own, including two in the red zone to win 18-15.

9/14	at Wyoming	W 34-14	CBSSN
------	------------	---------	-------

Quarterback Jake Retzlaff had 353 yards of total offense and three touchdowns while Keelan Marion had a 100-yard kick return for a touchdown to add the exclamation point on a 34-14 dominant victory in Laramie.

9/21	No. 13 Kansas State	W 38-9	ESPN
------	---------------------	--------	------

BYU scored touchdowns on offense, defense and special teams to win in dominant fashion 38-9 over No. 13 Kansas State in front of a crowd of 64,201 at LaVell Edwards Stadium. BYU rattled off 31 unanswered points en route to victory.

9/28	at Baylor	W 34-28	FS1
------	-----------	---------	-----

The Cougars jumped out to an early 21-0 lead in the first quarter and hung on to a 34-28 victory after a comeback effort by the Bears. Safety Crew Wakley intercepted Baylor in the final minute to secure the win.

10/12	Arizona	W 41-19	FOX
-------	---------	---------	-----

The FOX Big Noon Kickoff visited Provo and the Cougars delivered. With a 14-7 lead after halftime, BYU cashed in on back-to-back turnovers to push the lead to three scores and went on to win 41-19 over the Wildcats to get bowl eligible at 6-0.

10/18	Oklahoma State	W 38-35	ESPN
-------	----------------	---------	------

Oklahoma State took a 35-31 lead with 1:13 remaining. BYU drove 75 yards, featuring a 4th down catch by Chase Roberts, a 27-yard Jake Retzlaff run and a 35-yard TD to Darius Lassiter with 10 seconds left to win the game.

10/26	at UCF	W 37-24	ESPN
-------	--------	---------	------

BYU overpowered UCF 37-24 behind 252 rushing yards and three total touchdowns from Jake Retzlaff. The Cougar defense got two takeaways and held the Knights to just 379 total yards on the day to stay unbeaten.

11/9	at Utah	W 22-21	ESPN
------	---------	---------	------

Trailing 21-19 with under 2 minutes to go, after a costly Utah penalty, BYU went 65 yards to set up a game-winning field goal from 44 yards out. Will Ferrin's kick split the uprights with 3 seconds left and defeated the Utes 22-21 to improve to 9-0.

11/16	Kansas	L 17-13	ESPN
-------	--------	---------	------

Too many mistakes and two turnovers doomed the Cougars in the first loss of 2024. BYU rallied in the fourth quarter to the red zone with under two minutes to play but failed to convert on fourth down for a chance to win it.

11/23	at Arizona State	1:30 p.m.	ESPN
-------	------------------	-----------	------

Another former Western Athletic Conference opponent matches up with BYU in a road contest in the desert before Thanksgiving. BYU last visited Tempe for Arizona State in 1997 when the Cougars won on a fourth-quarter field goal 13-10.

11/30	Houston	TBA	TBA
-------	---------	-----	-----

The Houston Cougars visit LaVell Edwards Stadium for just the second time. Their last visit was in 2014 when BYU won 33-25 behind Taysom Hill and Jamaal Williams combining for 299 rushing yards and three touchdowns.



## STORYLINES

**THE SERIES.** BYU an Arizona State are meeting for the 29th time. The Cougars trail in the series 8-20 and the two schools spent time together in the Western Athletic Conference from 1965 to 1977. BYU won the last meeting 27-17 in Provo in 2021. Jaren Hall threw for 214 yards and two touchdowns while running back Tyler Allgeier ran for 69 yards and another score but his most memorable play was forcing a fumble after an interception to get the ball back for the Cougars in the fourth quarter. Like the 2024 matchup, both schools were ranked in the Top 25 (ASU 19, BYU 23). The last time the teams played in Tempe, BYU won 13-10 on a fourth-quarter field goal back in 1997.

**TOP 25 MATCHUP.** BYU and Arizona State are meeting as ranked teams with the Cougars at 14/15 and ASU at 21/22. The two schools were both ranked the last time they matched up as well in 2021. BYU was No. 23 and the Sun Devils No. 19 in the AP Poll. This is the first ranked on ranked matchup for the Cougars this year.

**FLIPPING THE SCRIPT.** Arizona State was picked last in the Big 12 media preseason poll, while BYU was picked 13th out of 16 teams. BYU leads the conference after 10 weeks of the season, tied with Colorado, who was picked 11th at 6-1 and Arizona State right behind at 5-2 at the top of the standings. Of the teams picked in the top 5 in the preseason poll, only Kansas State (picked 2nd) has a winning record in Big 12 play at 4-3. Utah is 1-6 (1st), Oklahoma State (3rd) 0-7 and Arizona (5th) 2-5. All received first-place votes in the preseason poll.

**COMPETING AS A RANKED TEAM.** BYU is No. 14 in the Associated Press Top 25 and No. 15 in the Coaches Poll. BYU is 27-8 under head coach Kalani Sitake when playing as a ranked team. The appearance in the AP poll is the 288th overall by the Cougars in program history, which is 35th among all teams.

**STRENGTH OF RECORD.** BYU leads the Big 12 and is No. 8 nationally in the ESPN Football Power Index strength of record metrics (SOR). Arizona State is second in the conference with a SOR of 18, with Colorado at 21, Iowa State 22 and Kansas State at 24. The ESPN SOR reflects chance that an average Top 25 team would have team's record or better, given the schedule.

## ASU

		BYU
30.8	Scoring Offense	31.6
22.8	Scoring Defense	19.5
22.3	First Downs	21.9
190.5	Rushing Offense	163.0
122.3	Rushing Defense	139.2
208.9	Passing Offense	234.3
216.6	Passing Defense	176.1
399.4	Total Offense	397.3
338.9	Total Defense	315.3
16.4	Kickoff Return	26.7
16.0	Punt Return	10.1
48.6	Penalties (YPG)	39.1
38.2	Net Punting	40.3
31:56	Time of Possession	31:53
47.1	3rd Down %	31.9
52.6	4th Down %	77.2
18-134	Sacks-Yards	14-122
15-113	Sacks Allowed	14-77
80.5	Red Zone %	89.5
ASU	HISTORICAL	BYU
1897	First Year of Football	1922
638	Wins	625
13	10-Win Seasons	18
33	Bowl Games	40
17	Conference Titles	23
-	National Titles	1
291	Weeks in AP Poll	288
-	Weeks at No. 1	4
17	Consensus All-Americans	14
-	Heisman Winners	1
255	NFL Draft Picks	152
26	First Round Picks	12



## GAME NOTES FEED

For live in-game notes, milestones and interesting facts, follow @BYUGameNotes during the game on X.



## TABLE OF CONTENTS

Media Information	2	By the Numbers	10-12
Opponent Info	6	Offensive Player Notes	12-15
About the Program	3	Defensive Player Notes	16-20
Faith, Football & Missions	4	Kalani Sitake	21
Big 12/Polls	5	Coaching Staff	22
Opponent Info	6	The Last Time	23-24
Roster/Pronunciation	7	Box Scores	25-32
Depth Chart	8	2024 Season Stats	33-53
Scoring Drives/Weekly Awards/ Superlatives	9		

## 100 SEASONS OF BYU FOOTBALL



BYU football is turning 100 this fall as it plays its 100th season in 2024. Leading up to and throughout this milestone season, BYU Athletics will be providing fans with a variety of opportunities to celebrate and reminisce over the rich history and tradition of Cougar football while cheering on the 2024 team in its second season as a member of the Big 12 Conference. Fans can participate and follow the latest announcements, news and updates about the 100 seasons of BYU football by going to [BYUCougars.com/100](http://BYUCougars.com/100) and the [BYUCougars app](http://BYUCougars.app).



ATHLETIC COMMUNICATIONS CONTACTS

Assistant AD—Strategic Football Communications Brett Pyne  
Cell. . . . . 801-367-1631  
Email . . . . . brett\_pyne@byu.edu  
Director of FB Media Relations (Interviews/Credentials) . . . . . Kenny Cox  
Cell. . . . . 801-420-7703  
Email . . . . . kenny\_cox@byu.edu  
Sr. Assistant AD—Broadcast Relations (Sideline) . . . . . Duff Tittle  
Cell. . . . . 801 372-4401  
Email . . . . . duff\_tittle@byu.edu  
Associate AD - Communications and Media Strategy  
(Athletic Director, Administration Requests) . . . . . Jon McBride  
Email . . . . . jonathanmcbride@byu.edu  
LaVell Edwards Stadium Press Box. . . . . 801-422-2609  
Website . . . . . www.byucougars.com  
Twitter .@BYUCougars, @BYUgamenotes, @BYUCougarsPR  
Facebook . . . . . facebook.com/byufootball  
Address . . . . . SAB 331, Provo, UT 84602

2024 QUICK FACTS

Location . . . . . Provo, Utah 84602  
Elevation . . . . . 4,553 feet  
Enrollment. . . . . 34,737  
Founded . . . . . October 16, 1875  
Owned . . . . . The Church of Jesus Christ of Latter-day Saints  
Nickname . . . . . Cougars  
Mascot . . . . . Cosmo the Cougar  
Colors . . . . . Blue and White  
Stadium . . . . . LaVell Edwards Stadium (62,073)  
Surface . . . . . Natural Grass  
BYU President . . . . . Shane Reese (BYU, 1994)  
Athletics Director . . . . . Tom Holmoe (BYU, 1983)  
Head Coach . . . . . Kalani Sitake (BYU, 2000)  
Seasons . . . . . 9th year  
Career Record. . . . . 70-42  
Record at BYU. . . . . Same  
Defensive Set . . . . . Multiple  
Offensive Set. . . . . Multiple  
2024 Record. . . . . 9-1 (6-1)  
2024 National Ranking/high. . . . . 14/6  
Lettermen Returning/Lost . . . . . 51/27  
Offensive Letterman R/L . . . . . 23/10  
Defensive Lettermen R/L . . . . . 27/15  
Specialist Lettermen R/L . . . . . 1/2  
Total Starters Ret./Lost. . . . . 13/9  
Offensive Starters Ret./Lost . . . . . 7/4  
Defensive Starters Ret./Lost . . . . . 6/5  
Kicker/Punter Starters Ret./Lost . . . . . 1/1  
National Championships. . . . . 1 (1984)  
Conference Championships . . . . . 23 (last 2007)\*  
Bowl Appearances . . . . . 40  
Bowl Record . . . . . 17-22-1  
Last Bowl Appearance . . . . . 2022 New Mexico Bowl  
Last Bowl Victory . . . . . 2022 New Mexico Bowl, 24-23 vs. SMU  
First Year of Football . . . . . 1922  
Total games played . . . . . 1,095  
All-time Record . . . . . 625-444-26 (.583)  
Total home games . . . . . 498  
All-time Home Record . . . . . 342-150-6 (.693)  
Total games at Edwards Stadium . . . . . 350  
Stadium Record. . . . . 264-86 (.754)  
Total road games . . . . . 537  
All-time Road Record. . . . . 252-266-19 (.487)  
Total neutral games . . . . . 60  
All-time Neutral Record . . . . . 31-28-1 (.525)  
Total games in the Big 12 . . . . . 16  
All-time Big 12 Record. . . . . 8-8



**BRETT PYNE**  
Assistant AD—Strategic Football Communications  
(Coach Sitake, Visiting Team)  
Office: (801) 422-4912  
Cell: (801) 367-1631  
Email: brett\_pyne@byu.edu



**KENNY COX**  
Director of Football Media Relations & Communications  
(Interview Requests, Credentials)  
Office: (801) 422-5202  
Cell: (801) 420-7703  
Email: kenny\_cox@byu.edu



**DUFF TITTLE**  
Sr. Assistant AD—Broadcast Relations (Sideline)  
Office: (801) 422-4910  
Cell: (801) 372-4401  
Email: duff\_tittle@byu.edu @dufftittle

MEDIA AVAILABILITY — SUBJECT TO CHANGE

<b>MON 11/18</b> 12:00 p.m. MT Head coach Kalani Sitake availability via Zoom  12 p.m. MT Coordinators Corner BYUtv App, BYUtv.org, BYU Radio App, ESPN+	<b>TUE 11/19</b> 5:10 p.m. MT Defense Coaches and Players available after practice  6:30 p.m. MT BYU Football with Kalani Sitake BYUtv App, BYUtv.org, ESPN+	<b>WED 11/20</b> 5:00 p.m. MT Offense Coaches and Players available after practice	<b>THU 10/21</b> No Media Availability	<b>FRI 11/22</b> No Media Availability	<b>SAT 11/23</b> BYU vs. Kansas LaVell Edwards Stadium 8:15 p.m. MT ESPN Head coach Kalani Sitake and select players available at postgame press conference
--	---	---	---	---	--

View the 2024 BYU FOOTBALL ALMANAC



WEEKLY GAME NOTES

Thank you for your coverage of BYU football for the 2024 season. These game notes have been designed to provide local, regional and national media with useful information about the BYU football program, specific to this week's game. Additional information on BYU's history and tradition, along with much more in-depth team information can be found at BYUCougars.com. Should you need additional information such as photographs, video or other inquiries, please contact a member of the BYU Athletic Communications staff.

SOCIAL MEDIA

BYU Athletics X: @BYUCougars  
BYU Football X: @BYUFootball  
BYU Game Notes X: @BYUgamenotes (Follow this account for the most up-to-date notes and milestones during games)  
BYU Athletic Communications: @BYUCougarsPR (Follow this account for news and press releases)  
Instagram: BYUCougars, BYUfootball  
Facebook: BYU Football  
Head coach Kalani Sitake: @kalanifitsitake  
Use the hashtags: #BYUFootball #GoCoug

BYUCOUGARS.COM

Please visit byucougars.com for press releases, updated player and coach bios, statistics, game notes, press conference transcripts and schedules. In addition, the site features numerous video highlights, interviews and features posted daily. On game day, use BYUCougars.com/pressbox

COLLEGE PRESS BOX

Collegepressbox.com is the official media website for BYU football and all FBS schools. Users may access and download weekly game notes, quotes, statistics, media guides, headshots, logos and more for BYU and other FBS schools. Login information will be distributed to accredited media or you can apply for a password by sending an email to password@collegepressbox.com.

LIVE RADIO AND STREAMING

Listen to Greg Wrubell, Hans Olsen and Mitchell Juergens as they present radio play-by-play on BYU Radio. Broadcasts can be heard via BYU Radio SiriusXM 143/KSL Newsradio 1160 AM/102.7 FM and network affiliates in Utah and Idaho. Live audio is also streamed at BYURadio.org and on the BYU Radio App.

BYUtv PREGAME AND POSTGAME SHOWS

Watch the football pregame show Countdown to Kickoff two hours before every kickoff and after the game tune into BYU Football Postgame on BYUtv and byutv.org.

MEDIA AVAILABILITY

If you have a specific interview request for the week's availability sessions for defense and offense send to Kenny Cox (kenny\_cox@byu.edu) no later than 24 hours before each media availability session. The requests help determine the interviews for the week in the general zoom or smaller group or individual Zoom depending on the requests and the player/coach availability.

ATHLETIC STAFF INTERVIEWS

Interview requests for director of athletics Tom Holmoe or any other member of the athletic administration should be directed to associate director of athletics for communications Jon McBride at jonathanmcbride@byu.edu.

POSTGAME MEDIA AVAILABILITY

After home games, postgame press conference will be conducted in person at LaVell Edwards Stadium. At the discretion of the visiting team, opponent interviews will be conducted in person in the visiting media room. Coach Sitake and select players will be available following the NCAA mandatory cooling off period. A direct video feed will also be sent to the press box from the BYU postgame press conference. A basic transcript of Sitake's comments from the postgame press conference will be provided with additional player quotes upon availability. For road games, BYU will conduct interviews in-person as directed by site host.

POLICY REMINDERS

Other than during the recognized interview times indicated, interviews and information inquiries must be initiated and arranged through the Athletic Communications office prior to being conducted. Media members should not contact directly BYU players, coaches, support staff or other athletic department personnel for any reason. Some players may not be available depending on circumstances such as classes, exams or other obligations. We support and maintain the philosophy that reports submitted via blog, Twitter or any other form of social media or mass communication should maintain the same standards of professional conduct, judgment and ethics as would any reports broadcast or published by your organization under the scrutiny of standard professional editorial guidelines and principles. We request your cooperation in our efforts to maintain a professional environment.

THIS IS COUGAR COUNTRY


- Entering 2024, the Cougars rank **tied for No. 9 in total wins over the past 50 seasons, winning 431 games**. Only Ohio State, Oklahoma, Alabama, Georgia, Michigan, Nebraska, Penn State and Florida State have won more games.
- **BYU ranks No. 23 in bowl invitations with 40 games**.
- The Cougars have also spent 266 weeks in the Associated Press Top 25, tied for **No. 36 overall in college football**.
- BYU boasts **23 total conference championships** in its history, which **ranks tied No. 16 in college football**.
- Players at BYU have **won the Heisman Trophy (1)**, Maxwell Award (1), Doak Walker Award (1), Outland Trophy (2), Sammy Baugh (7) and Davey O'Brien Awards (4).
- BYU has had **14 consensus All-Americans** and touts **seven College Football Hall of Fame members**, including legendary head coach LaVell Edwards.
- **BYU won the 1984 National Championship**, one of just 42 schools to claim a title.
- The Cougars have **19 players currently on NFL rosters**. Those 19 include **wide receiver Puka Nacua (Rams)**, who recently set the NFL's rookie records for receptions and receiving yards, and LB **Fred Warner (49ers)**, regarded as one of the league's best defenders and two-time Super Bowl Champion LB **Kyle Van Noy (Ravens)**.
- **Kansas City head coach Andy Reid is also a BYU football alum (78-80)**, playing offensive line for the Cougars and getting his coaching start under LaVell Edwards. Reid is coming off of back-to-back Super Bowl rings, and three in the last five years. Reid is the NFL's active leader with 262 career regular-season wins, 26 postseason wins and is No. 4 in all-time wins in the NFL.



**REMEMBERING LAVELL EDWARDS**  
Legendary BYU head football coach LaVell Edwards passed away Dec. 29, 2016 at the age of 86 surrounded by his wife Patti and their family.

Edwards, a coaching icon in college football, led the Cougars for 29 seasons from 1972 to 2000. He amassed 257 victories, which ranks eighth in NCAA Division I history. In addition, Edwards led BYU to the 1984 National Championship and was inducted into the College Football Hall of Fame in 2004. Before Edwards, BYU had won just 173 games in over 49 seasons and had never been to a bowl game. Since Edwards, the Cougars have won 438 games and attended 40 bowl games.

Known for his stoic sideline demeanor and quick-witted humor, Edwards was once labeled by USA Today as a "national coaching treasure." Beloved not only in coaching circles and all of Cougar Nation, but especially by the many hundreds of players under his tutelage, including current head coach Kalani Sitake who was a fullback and team captain for the Cougars.



**LAVELL EDWARDS STADIUM**  
LaVell Edwards Stadium with its 62,073-seat capacity is home to BYU football. Originally Cougar Stadium, it was built in 1964 and seated 30,000. It was expanded in 1982 to seat 65,000 permanent seats before official capacity became 63,470 after various refurbishments. In 2024, new seating renovations and other upgrades changed capacity to 62,073. It was renamed LaVell Edwards Stadium in 2000 at Coach Edwards' final home game of his career.  
*Stadium record: 264-85 (.756) 2024: 4-0*

POLYNESIAN PIPELINE

The Polynesian Islands have become a hotbed for recruiting in recent years, but BYU has been one of the pioneers in bringing these players from Tonga, Samoa, the Hawaiian Islands and all of Polynesia to the forefront of college football since the early 1950s. More than 40 members of the current roster are of Polynesian descent.

Kalani Sitake was named BYU's 14th head coach on Dec. 19, 2015, becoming the first Tongan head football coach in the NCAA. His staff includes Polynesians Fesi Sitake Harvey Unga, Justin Ena, Jack Damuni, Al Pupunu and Vince Feula.

FORMER PLAYERS ON STAFF

There are 17 former BYU football players on the football and athletic administration staff. Members of the staff were part of Cougar teams that won the 1980 "Miracle Bowl," the 1984 National Championship, 1996 Cotton Bowl along with many other accolades.

Tom Holmoe	DB	1978-82	Athletic Director
Kalani Sitake	RB/FB	1994, 97-00	Head Football Coach
Chad Lewis	TE	1993-96	Associate AD/Development
Lee Johnson	P	1980-84	Assistant Development Director
Robbie Bosco	QB	1981-85	Varsity Club/Development
Aaron Roderick	WR	1996-98	Pass Game Coordinator/Quarterbacks
Kevin Gilbride	QB	1998	Tight Ends
Jernaro Gilford	DB	1999-03	Cornerbacks
Justin Ena	LB	1997-01	Linebackers
Kelly Poppinga	LB	2006-07	Special Teams Coordinator/DE
Harvey Unga	RB	2006-09	Running backs
Jack Damuni	DB	1993-94	Director of Football Relations
Vince Feula	DL	2004-05	Director of Recruiting
Gavin Fowler	DB	2011, 14-18	Football Analyst
Coleby Clawson	LB	2008-09	Director of FB Athletic Performance
Terrance Motley	OL	2011	Director of FB Rehabilitation
Braden Brown	OL	2008-12	Director FB Mental Health

FAMILY AFFAIR			
FATHERS AND SONS		BROTHERS IN ARMS	
BYU has a family legacy unique to many other institutions. This year's squad features 13 players with fathers who also played football at BYU.		BYU also has five sets of brothers on the current roster	
Weston Covey, WR	Sean Covey QB (1983-86-89)	Hagen McKenzie	Cole and Cody Marcus and Dominique
Raider Damuni, S	Jack Damuni S (1993-94)	Moa Nelson	Aisea and Sione John and Jackson
Nathan Hoke, DE	Chris Hoke DL (1994, 97-2000)	Pay	Connor and Trevor
Brayden Keim, OL	Mike Keim OL (1987-90)	MARRIED PLAYERS	
Marcus/Dom McKenzie	Brian McKenzie RB (1996-97)	There are 27 members of the team that are married and 5 have children.	
Noah Moeaki, TE	John Moeaki LB, 1994	AVERAGE AGE	
Connor/Trevor Pay, OL	Garry Pay, OL (1986, 89-92)	The average age of BYU's player is 21.5 years old entering the 2024 season. BYU's youngest player turned 18 in the summer just before the season started while its oldest is 27.	
Preston Rex, S	Byron Rex TE (1986, 89-92)		
Chase Roberts, WR	Kyle Roberts DB (1987, 90-93)		
Petey Tuipulotu, S	Peter Tuipulotu RB (1987-91)		
Carson Tujague, DE	Garrett Tujague OL, 1989-91		



## THE CHURCH OF JESUS CHRIST OF LATTER-DAY SAINTS

The Church of Jesus Christ of Latter-day Saints is a worldwide faith of over 17 million members centered on the belief that everyone on earth is a son or daughter of a loving God and that His Son, Jesus Christ, saved the world from sin and death. Jesus Christ invites all of God's children to come unto, follow, and become more like Him. The Church has over 30,000 congregations in more than 160 countries and territories.

## BYU'S HISTORY

The establishment of the Brigham Young Academy in 1875 offered an academically stimulating and gospel-oriented education to 29 students. The one-acre school grounds presided over by Karl G. Maeser have since developed into nearly 600 acres and more than 300 buildings. Today, BYU provides an outstanding education in an atmosphere consistent with the standards and principles of its sponsor, The Church of Jesus Christ of Latter-day Saints. The University is widely recognized for its deep commitments to inspired religious values and rigorous intellectual learning.

## MISSIONS

Missionary service has been a staple within the BYU football program since its inception. There are 56 current BYU football players have served full-time, voluntary missions for The Church of Jesus Christ of Latter-day Saints. Each year, it is close to half of the team. While those within the Church understand the details of what a mission entails, they can be foreign to those not of the faith.

The Church's missionary program is one of its most recognized characteristics. Latter-day Saint missionaries can be seen on the streets of hundreds of major cities in the world as well as in thousands of smaller communities. Missions last 18 months to two years. They are voluntary and self-funded. BYU student-athletes who chose to serve missions do so out of a love for Jesus Christ and a desire to serve others. Some BYU student-athletes elect to fulfill their missionary service after they graduate high school and defer their enrollment to BYU. Others take a break from studying and competing at BYU and perform their missionary service partway through their time as a student-athlete. Missionaries receive their assignment from Church headquarters and are sent to countries all throughout the world where governments allow the Church to operate. Missionaries do not request their area of assignment and do not know beforehand whether they will be required to learn a language. Due in part to the many international missionary service experiences among BYU students, more than 60 percent of the BYU student body speaks a second language.

- **56 players on the current roster served missions**
- **They served in 32 different countries**
- **They speak 14 different languages**

We request that those referring to missions use terms such as "serving a mission," "full-time mission," "two-year mission," "missionary service," "Latter-day Saint mission," and "a mission for The Church of Jesus Christ of Latter-day Saints." We request that those referring to missions do not refer to missions as "mission trips," "Mormon missions" or "LDS missions." More information about using the full name of The Church of Jesus Christ of Latter-day Saints in the Church's style guide.

## HONOR CODE

The Honor Code helps maintain this learning environment. Initiated by students in 1949, the Honor Code helps accomplish the mission to build disciples of Jesus Christ. As faculty, administration, staff, and students voluntarily commit to conduct their lives in accordance with the principles of the gospel of Jesus Christ, they strive to maintain the highest standards in their personal conduct regarding honor, integrity, morality, and consideration of others.




Wide receiver Koa Eldredge served in Milwaukee, Wisconsin, but served in a Hmong community learning the language and culture.



Linebacker Ace Kaufusi served in San Jose, California, speaking English.



Running back Enoch Nawahine spent his service in Zambia (Africa) and learned to speak Chichewa.



Offensive lineman Connor Pay went to the Washington, D.C. south mission.

## Players on the 2024 team who have served missions

Talan Alfrey	Uruguay - Spanish
Tyler Batty	Madrid, Spain - Spanish
Weston Covey	Ukraine, Germany and Poland - Russian and Polish
Jovesa Damuni	Santiago, Chile - Spanish
Raider Damuni	Oakland, California - Tongan
Sam Dawe	Singapore and Malaysia - Malay and Chinese
Matthias Dunn	Cordoba, Argentina - Spanish
Koa Eldredge	Milwaukee, Wisconsin - Hmong
Ethan Erickson	Tokyo, Japan - Japanese
Mason Fakahua	Auckland New Zealand - Tongan
Will Ferrin	Vancouver, Canada
Lucky Finau	Birmingham, Alabama
Isaiah Glasker	Montevideo, Uruguay - Spanish
Jake Griffin	Durban, South Africa
Cole Hagen	Washington, DC - Spanish
Cody Hagen	San Bernardino, California - Mandarin
Dallin Havea	McAllen, Texas - Spanish
Sione Hingano	Roseville, California
Nathan Hoke	Bahia Blanca, Argentina - Spanish
Weston Jones	San Diego, California - Spanish
Jarinn Kalama	Mexico - Spanish
Ace Kaufusi	San Jose, California
Brayden Keim	Scotland and Ireland
David Latu	San Jose, California
Logan Lutui	Auckland, New Zealand - Tongan
Orion Maile-Kaufusi	Oakland, California
Sonny Makasini	Nuku'alofa, Tonga - Tongan
Marcus McKenzie	Little Rock, Arkansas
Dominique McKenzie	Atlanta, Georgia
Bruce Mitchell	Seattle, Washington
Sione Moa	Kingston, Jamaica - Patwa
Sione I Moa	San Bernardino, California
Noah Moeaki	Belem, Brazil - Portuguese
Enoch Nawahine	Lusaka, Zambia - Chichewa
Ray Paulo	Atlanta, Georgia
Connor Pay	Washington, DC
Trevor Pay	Birmingham, Alabama
Viliami Po'uha	Birmingham, Alabama
Rowan Reay	Rome, Italy - Italian
Landon Rehkow	Las Vegas, Nevada
Preston Rex	Osorno, Chile - Spanish
Dalton Riggs	Nuku'alofa, Tonga - Tongan
Chase Roberts	Calgary, Canada - Tagalog
Hinckley Ropati	Quezon City, Philippines - Tagalog
Bodie Schoonover	Cape Town, South Africa
Nuuletau Sellesin	Houston, Texas - Spanish
Ethan Slade	Santiago, Chile - Spanish
Mata'ava Ta'ase	Tokyo, Japan - Japanese
Marquis Taliulu	Houston, Texas
Malae Tanuvasa	Reno, Nevada
Petey Tuipulotu	San José, Costa Rica - Spanish
Carson Tujague	Botswana and Namibia
Payton Vansteenkiste	St. Louis, Missouri
Tanner Wall	Maceio, Brazil - Portuguese
Crew Wakley	Dallas, Texas
Will Zundel	Luanda, Angola - Portuguese

## Coaches who have served missions

Kalani Sitake	Oakland, California
Jay Hill	Puerto Rico - Spanish
Aaron Roderick	Bogota, Colombia - Spanish
Fesi Sitake	Riverside, California
Kelly Poppinga	Ecuador - Spanish
Sione Po'uha	Pittsburgh, Pennsylvania



BIG 12 STANDINGS												
TEAM	BIG 12	PCT.	HOME	AWAY	NEUTRAL	STREAK	OVERALL	PCT.	HOME	AWAY	NEUTRAL	STREAK
BYU	6-1	.857	3-1	3-0	0-0	L1	9-1	.900	4-1	5-0	0-0	L1
Colorado	6-1	.857	3-1	3-0	0-0	W4	8-2	.800	4-1	4-1	0-0	W4
Arizona State	5-2	.714	3-0	2-2	0-0	W3	8-2	.800	5-0	3-2	0-0	W3
Iowa State	5-2	.714	3-1	2-1	0-0	W1	8-2	.800	5-1	3-1	0-0	W1
Kansas State	4-3	.571	2-1	2-2	0-0	L2	7-3	.700	4-1	3-2	0-0	L2
Baylor	4-3	.571	2-1	2-2	0-0	W4	6-4	.600	4-1	2-3	0-0	W4
TCU	4-3	.571	2-2	2-1	0-0	W1	6-4	.600	3-2	3-2	0-0	W1
Texas Tech	4-3	.571	2-2	2-1	0-0	L1	6-4	.600	4-2	2-2	0-0	L1
West Virginia	4-3	.571	1-3	3-0	0-0	L1	5-5	.500	2-4	3-1	0-0	L1
Cincinnati	3-4	.429	2-1	1-3	0-0	L3	5-5	.500	3-2	2-3	0-0	L3
Houston	3-4	.429	2-1	1-3	0-0	L1	4-6	.400	3-2	1-4	0-0	L1
Kansas	3-4	.429	2-1	1-3	0-0	W2	4-6	.400	3-2	1-4	0-0	W2
Arizona	2-5	.286	1-3	1-2	0-0	W1	4-6	.400	3-3	1-3	0-0	W1
UCF	2-5	.286	1-3	1-2	0-0	L1	4-6	.400	3-3	1-3	0-0	L1
Utah	1-6	.143	0-3	1-3	0-0	L6	4-6	.400	2-3	2-3	0-0	L6
Oklahoma State	0-7	.000	0-3	0-4	0-0	L7	3-7	.300	2-3	1-4	0-0	L7

YEAR TWO IN THE BIG 12 CONFERENCE

BYU looks to take a step forward in year two in the Big 12 Conference. Year one was a learning experience with a 2-7 league record for the Cougars after finishing the Independence Era with a record of 99-56. The 99 wins tied for No. 18 in college football over those 11 seasons. After joining the conference last year along with Cincinnati, Houston and UCF, now the Big 12 grows in 2024 with Arizona, Arizona State, Utah and Colorado following the departure of Texas and Oklahoma.

BIG 12 BIOGRAPHY

The Big 12 enters its 29th year as one of the nation’s premier conferences in college athletics under the leadership of Commissioner Brett Yormark. Since joining the Conference in August 2022, Yormark has elevated the Big 12 to new heights, emphasizing marketing, brand building and instilling an innovative strategy that has resonated across the college athletics landscape. Starting Aug. 2, 2024, the Conference is composed of 16 universities spanning 10 states and four time zones. The Big 12 members include Arizona, Arizona State, Baylor, BYU, UCF, Cincinnati, Colorado, Houston, Iowa State, Kansas, Kansas State, Oklahoma State, TCU, Texas Tech, Utah and West Virginia.

The Big 12 began play in 1996 and is the home of 87 team NCAA national championships, and 764 individual national champions. The Big 12 Conference office is located in Irving, Texas. The league sponsors 25 sports. Men’s sports include baseball, basketball, cross country, football, golf, indoor track & field, outdoor track & field, swimming & diving, tennis and wrestling. Women’s sports include basketball, beach volleyball, cross country, equestrian, golf, gymnastics, indoor track & field, lacrosse, outdoor track & field, rowing, soccer, softball, swimming & diving, tennis and volleyball. The Conference currently conducts postseason championships for 24 of its 25 sports. The league has been home to more than 800 Academic All-America recipients.

BIG 12 COMPOSITE SCHEDULE														
	9/31	10/7	10/14	10/21	10/28	11/05	11/12	11/19	11/26	12/03	12/10	12/17	12/24	12/31
BYU	New Mexico	Northern Arizona	at Kansas State (at home)	BYU	at Utah	Texas Tech	at BYU	Colorado	West Virginia	at USC	BYU	Hawaii (at home)	at TCU	Arizona State
Arizona State	Wyoming	Mississippi State	at Texas Tech	at Texas Tech	BYU	Kansas	Utah (at home)	at Cincinnati	BYU	at Oklahoma State	UCF	at Kansas State	BYU	at Arizona
Colorado	Texas Tech	at Utah	at Iowa State	at Colorado	BYU	at Iowa State	BYU	at Texas Tech	Missouri State	TCU	BYU	at West Virginia	at Houston	Kansas
BYU	Southern Illinois	at SMU	at Wyoming	Kansas State	at Baylor	BYU	Arizona	Missouri State (at home)	at UCF	BYU	at Utah	Kansas	at Arizona State	Houston
UCF	BYU	San Francisco	at TCU	BYU	Colorado	at Florida	Cincinnati	at Iowa State	BYU	BYU	at Arizona State	BYU	at West Virginia	BYU
Cincinnati	Texas	Pittsburgh	at Miami (FL)	Houston	at Texas Tech	BYU	at USC	Arizona State	at Colorado	BYU	West Virginia (at home)	at Iowa State	at Kansas State	TCU
BYU	NC State	at Nebraska	at Colorado State	Baylor	at UCF	BYU	Kansas State	at Arizona	Cincinnati	BYU	at Texas Tech	BYU	at Kansas	Missouri State (at home)
UT	BYU	at Oklahoma	BYU	at Cincinnati	Iowa State	at TCU	BYU	at Kansas	Utah	Kansas State	BYU	at Arizona	Baylor	at BYU
BYU	North Dakota	at Texas	BYU	at Kansas State	at Houston	Baylor	at West Virginia	UCF	BYU	Texas Tech	at Kansas	Cincinnati	at Utah	Kansas State
BYU	Louisiana	at Illinois	BYU	at West Virginia	TCU	at Arizona State	BYU	Houston	at Kansas State	BYU	Iowa State	at BYU	Colorado	at Baylor
BYU	UT Martin	at Idaho	Arizona (at home)	at USC	Missouri State	BYU	at Colorado	at West Virginia	Kansas	at Houston	BYU	Arizona State	Cincinnati	at Iowa State
BYU	San Diego State	Arizona	at Tulsa	Utah	at Kansas State	West Virginia	BYU	at BYU	at Baylor	Arizona State	at TCU	BYU	Texas Tech	at Colorado
TCU	at Stanford	BYU	BYU	at Kansas	Houston (at home)	BYU	at Utah	Texas Tech	at Baylor	Missouri State	BYU	Arizona	at Cincinnati	
BYU	BYU	at Washington State	at North Texas	Arizona State	Cincinnati	at Arizona	BYU	BYU	at TCU	at Iowa State	Colorado	BYU	at Oklahoma State	West Virginia
BYU	Colorado State	Baylor	at Utah State	at Oklahoma State	Arizona	BYU	at Arizona State	TCU	at Houston	BYU	at Colorado	Iowa State	at UCF	
BYU	Penn State	BYU	at Pittsburgh	Kansas	BYU	at Missouri State	Iowa State	Kansas State	at Arizona	BYU	at Cincinnati	Baylor	BYU	at Texas Tech

AP Top 25

RK	TEAM	REC	PTS	TREND
1	Oregon (62)	11-0	1550	-
2	Ohio State	9-1	1485	-
3	Texas	9-1	1413	-
4	Penn State	9-1	1319	-
5	Indiana	10-0	1310	-
6	Notre Dame	9-1	1191	↑2
7	Alabama	8-2	1130	↑2
8	Georgia	8-2	1113	↑3
9	Ole Miss	8-2	1083	↑1
10	Tennessee	8-2	953	↓4
11	Miami	9-1	945	↑1
12	Boise State	9-1	880	↑1
13	SMU	9-1	810	↑1
14	BYU	9-1	785	↓7
15	Texas A&M	8-2	687	-
16	Colorado	8-2	583	↑2
17	Clemson	8-2	559	-
18	Army	9-0	555	↓2
19	South Carolina	7-3	444	↑4
20	Tulane	9-2	323	↑5
21	Arizona State	8-2	322	NR
22	Iowa State	8-2	256	NR
23	UNLV	8-2	125	NR
24	Illinois	7-3	74	NR
25	Washington State	8-2	61	↓6

Complete Rankings

Others receiving votes: Missouri 56, Memphis 38, Kansas State 36, Syracuse 21, Louisville 15, Pittsburgh 6, LSU 6, Louisiana 5, Vanderbilt 4, James Madison 2, Duke 2, Colorado State 2, Georgia Tech 1

Dropped from rankings: Kansas State 20, LSU 21, Louisville 22, Missouri 24

AFCOA Coaches Poll

RK	TEAM	REC	PTS	TREND
1	Oregon (55)	11-0	1375	-
2	Ohio State	9-1	1316	-
3	Texas	9-1	1263	-
4	Penn State	9-1	1158	↑1
5	Indiana	10-0	1109	↑1
6	Notre Dame	9-1	1096	↑1
7	Alabama	8-2	996	↑2
8	Georgia	8-2	993	↑2
9	Ole Miss	8-2	984	↑2
10	Miami	9-1	847	↑2
11	Tennessee	8-2	823	↓7
12	SMU	9-1	744	↑1
13	Boise State	9-1	714	-
14	Texas A&M	8-2	646	↑1
15	BYU	9-1	633	↓7
16	Clemson	8-2	569	-
17	Army	9-0	509	-
18	Colorado	8-2	464	↑2
19	South Carolina	7-3	379	↑4
20	Tulane	9-2	280	NR
21	Iowa State	8-2	268	↑4
22	Arizona State	8-2	251	NR
23	UNLV	8-2	93	NR
24	Memphis	9-2	77	NR
25	Kansas State	7-3	67	↓6

Complete Rankings

Others receiving votes: Washington State 65, Illinois 56, Missouri 44, Syracuse 18, James Madison 11, Duke 9, Pittsburgh 7, Louisiana 5, Louisville 2, Sam Houston 1, Vanderbilt 1, LSU 1, Colorado State 1

Dropped from rankings: Washington State 18, Missouri 21, LSU 22, Louisville 24



Saturday, Nov. 23 | ESPN

Mountain America Stadium (53,599) | Tempe, AZ

GENERAL INFO

University Established: 1885  
Enrollment: 57,144 (Tempe)  
2023 Season: 3-9 (2-7, tied for 9th in the Pac-12)  
Conference Championships: 17  
National Championships: none  
Bowl Game appearances: 33  
All-Time Record: 643-425-24

COACHING STAFF

Head Coach: Kenny Dillingham (Arizona State 2012)  
2nd season as head coach at ASU (11-11)  
• 2007–2012 Chaparral HS (AZ) (QB)  
• 2013 Chaparral HS (AZ) (OC/QB)  
• 2014–2015 Arizona State (OA)  
• 2016 Memphis (GA)  
• 2017 Memphis (QB/TE)  
• 2018 Memphis (OC/QB)  
• 2019 Auburn (OC/QB)  
• 2020–2021 Florida State (OC/QB)  
• 2022 Oregon (OC/QB)  
• 2023–present Arizona State

Assistant Coaches

Matt Butterfield	Chief of Staff/Sr Coaching Advisor/Pro Liaison
Charlie Ragle	Assistant Head Coach/Special Teams Coordinator
Brian Ward	Defensive Coordinator
Marcus Arroyo	Offensive Coordinator/Quarterbacks
Shaun Aguano	Assistant Coach - Running Backs
Hines Ward	Assistant Coach, Wide Receivers
Saga Tuitele	Assistant Coach - Offensive Line
A.J. Cooper	Assistant Coach - LB / Run Game Coord.
Bryan Carrington	Assistant Coach - Cornerbacks
Jason Mohns	Assistant Coach - Tight Ends
Diron Reynolds	Assistant Coach - Defensive Line

BYU-Arizona State Series

- 29th overall meeting, Arizona State leads the series 20-8

Last time

2021, BYU won 27-17 in Provo

Did you know?

ASU's Kenny Dillingham is the second-youngest coach in the FBS right now at 34 years old. Utah State interim head coach nate Dreiling is the youngest by about 6 months. Dillingham also never played college football after suffering an injury in HS and going right into coaching.

ARIZONA STATE 2024 SCHEDULE		
Date	Opponent	Result/Location
Aug. 31	Wyoming	W 48-7
Sept. 7	Mississippi State	W 30-23
Sept. 12	at Texas State	W 31-28
Sept. 21	at Texas Tech	L 30-22
Oct. 5	Kansas	W 35-31
Oct. 11	Utah	W 27-19
Oct. 19	at Cincinnati	L 24-14
Nov. 2	at Oklahoma State	42-21
Nov. 9	UCF	W 35-31
Nov. 16	at Kansas State	W 24-14
Nov. 23	BYU	Tempe, AZ
Nov. 30	at Arizona	Tucson, AZ

Statistic	National Rank	Conference Rank	Value	National Leader	Value	Conference Leader	Value
3rd Down Conversion Pct (133 ranked)	16	2	0.471	Miami (FL)	0.565	Kansas	0.500
3rd Down Conversion Pct Defense (133 ranked)	84	12	0.410	Utah	0.241	Utah	0.241
4th Down Conversion Pct (133 ranked)	76	11	0.526	Minnesota	0.875	Iowa St.	0.800
4th Down Conversion Pct Defense (133 ranked)	62	6	0.526	Louisiana Tech	0.214	Kansas St.	0.368
Blocked Kicks (48 ranked)	48	8	1	Louisville	6	TCU	4
Blocked Kicks Allowed (132 ranked)	96	14	2	52 teams tied	0	7 teams tied	0
Blocked Punts (17 ranked)	17	3	1	UNLV	5	Colorado	2
						Iowa St.	2
Blocked Punts Allowed (133 ranked)	1	1	0	87 teams tied	0	12 teams tied	0
Completion Percentage (133 ranked)	79	8	0.605	Oregon	0.736	Colorado	0.722
Defensive TDs (44 ranked)	2	1	4	Tulane	6	Arizona St.	4
Fewest Penalties (133 ranked)	73	11	62	Iowa	31	West Virginia	43
Fewest Penalties Per Game (133 ranked)	73	11	6.20	Iowa	3.10	West Virginia	4.30
Fewest Penalty Yards (133 ranked)	49	9	486	Iowa	297	Iowa St.	312
Fewest Penalty Yards Per Game (133 ranked)	50	9	48.60	Iowa	29.70	Iowa St.	31.20
First Downs Defense (133 ranked)	78	8	202	Ohio St.	141	Utah	151
First Downs Offense (133 ranked)	31	4	223	Miami (FL)	275	UCF	240
Fumbles Lost (133 ranked)	18	2	3	6 teams tied	1	Iowa St.	2
Fumbles Recovered (127 ranked)	59	4	5	Duke	12	Colorado	10
				Memphis	12		
Kickoff Return Defense (133 ranked)	18	4	16.72	Arizona	0.00	Arizona	0.00
Kickoff Returns (133 ranked)	121	15	16.40	Oregon	32.00	BYU	26.73
Net Punting (133 ranked)	84	10	38.24	Southern California	46.18	Baylor	43.89
Passes Had Intercepted (133 ranked)	6	1	4	Army West Point	1	Arizona St.	4
Passes Intercepted (130 ranked)	27	4	11	BYU	17	BYU	17
				James Madison	17		
				California	17		
Passing Offense (133 ranked)	85	12	208.9	Miami (FL)	368.2	TCU	329.6
Passing Yards Allowed (133 ranked)	62	6	216.6	Texas	136.7	Iowa St.	153.4
Passing Yards per Completion (133 ranked)	36	7	12.98	Army West Point	18.66	Kansas	13.57
Punt Return Defense (133 ranked)	120	11	13.75	Alabama	0.71	West Virginia	3.33
Punt Returns (133 ranked)	10	3	16.00	UAB	22.29	Baylor	20.71
Red Zone Defense (133 ranked)	69	7	0.839	Army West Point	0.500	Colorado	0.730
Red Zone Offense (133 ranked)	98	14	0.806	Ohio St.	0.974	Kansas	0.971
Rushing Defense (133 ranked)	37	3	122.3	Indiana	72.2	Kansas St.	101.8
Rushing Offense (133 ranked)	31	5	190.5	Army West Point	334.9	UCF	262.8
Sacks Allowed (133 ranked)	44	9	1.50	Army West Point	0.33	Kansas	0.90
						Oklahoma St.	0.90
Scoring Defense (133 ranked)	53	7	22.8	Ohio St.	10.3	Iowa St.	18.6
Scoring Offense (133 ranked)	44	8	30.8	Miami (FL)	45.0	Texas Tech	35.5
Tackles for Loss Allowed (133 ranked)	36	6	4.60	New Mexico	2.36	Baylor	3.50
Team Passing Efficiency (133 ranked)	34	4	144.58	Army West Point	187.91	Colorado	161.28
Team Passing Efficiency Defense (133 ranked)	35	4	118.29	Notre Dame	88.89	BYU	99.04
Team Sacks (133 ranked)	78	9	1.80	Ole Miss	4.60	Colorado	3.30
Team Tackles for Loss (133 ranked)	110	16	4.5	Ole Miss	10.3	Colorado	7.3
Time of Possession (133 ranked)	20	3	31:56	Tulane	34:55	Utah	33:22
Total Defense (133 ranked)	44	6	338.9	Texas	249.0	BYU	315.3
Total Offense (133 ranked)	55	10	399.4	Miami (FL)	544.8	UCF	464.6
Turnover Margin (133 ranked)	14	1	0.90	James Madison	1.90	Arizona St.	0.90
						BYU	0.90
Turnovers Gained (133 ranked)	34	5	16	James Madison	25	BYU	22
				Notre Dame	25		
Turnovers Lost (133 ranked)	8	1	7	Army West Point	3	Arizona St.	7
Winning Percentage (133 ranked)	14	2	0.800	Army West Point	1.000	BYU	0.900
				Indiana	1.000		
				Oregon	1.000		



## NUMERICAL ROSTER

No.	Name	Pos.
0	Epps, Kody	WR
0	Robinson, Jakob	CB
1	Harper, Micah	S
1	Hill, Keanu	TE
2	Collins, Marque	CB
2	Roberts, Chase	WR
3	Bohanon, Gerry	QB
3	Damuni, Raider	S
4	Bamba, Mory	CB
4	Davis, Miles	RB
5	Lassiter, Darius	WR
7	Ropati, Hinckley	WR
7	Wakley, Crew	S
10	Bourquet, Treyson	QB
10	Satuala, Faletau	S
11	Kingston, Parker	WR
11	Taggart, Harrison	LB
12	Retzlaff, Jake	QB
12	Rex, Preston	S
13	Bagnah, Isaiah	DE
13	Phillips, Jojo	CB
15	Ebunoha, Chika	WR
15	Hillstead, McCae	QB
16	Glasker, Isaiah	QB
16	Hagen, Cole	QB
17	Kelly, Jack	LB
17	Marion, Keelan	WR
18	Hagen, Cody	WR
18	Kaufusi, Ace	LB
19	Lugo, Noah	QB
20	Eldredge, Koa	CB
20	Tallulu, Marquis	WR
21	Johnson, Evan	CB
21	Nawahine, Enoch	RB
22	Fakahua, Mason	TE
22	Prassas, Tommy	S
23	Haunga, Pokaiaua	RB
23	Kabeya, Jonathan	CB
24	Alexander III, Therrian	CB
25	Alfrey, Talan	S
26	Slade, Ethan	S
27	Leach, Matthias	S
27	Martin, LJ	RB
28	Damuni, Jovesa	RB
28	Wall, Tanner	S
29	Dunlap, Jayden	CB
29	Reay, Rowan	WR
30	Hall, Miles	LB
30	Moa, Sione I	RB
31	Doe, Kevin	CB
32	McKenzie, Marcus	CB
32	Zundel, Will	TE
33	Bryant-Strother, Choe	LB
34	Miska, Charles	RB
34	Kaufusi, Maika	LB
35	Kalama, Jarinn	S
35	Vander Haar, Sam	P
36	Tjuague, Carson	DE
37	Tanuvasa, Malae	S
38	VanSteenkiste, Payton	S
39	Rehkov, Landon	P
41	Moa, Sione	LB
42	Paulo, Ray	TE
42	Tuipulotu, Petey	S
43	Skidmore, Cannon	LS
44	Asiata, Ephraim	DE
44	Ferrin, Will	K
45	Nacua, Tei	WR
45	Po'uha, Vilami	DE
46	Hoke, Nathan	DE
46	Riggs, Dalton	LS
48	Schoonover, Bodie	DE
49	Coleman, Nason	TE
49	Finau, Lucky	LB
50	Havea, Dallin	DT
50	Jatta, Isaiah	OL
51	Makasini, Sonny	OL
52	Clifford, David	OL
52	Maile-Kaufusi, Orion	DE
54	Esera, Siale	LB
54	Nelson, Jackson	OL
55	Leausa, Austin	OL
55	Taumoepeau, John	DE
56	Eichorn, Jake	DE
56	Sellesin, Nuuletau	LB
58	Moa, Aisea	LB
58	Lutui, Logan	OL
61	Lapuaho, Weylin	OL
63	Mitchell, Bruce	OL
64	Keim, Brayden	OL
66	Hingano, Sione	OL
67	Pay, Trevor	OL
70	Pay, Connor	OL
71	Tupou, Ikinasio	OL
72	Brown, Joe	OL
73	Jones, Weston	OL
74	Ostler, Trevin	OL
76	Dave, Sam	OL
76	Etienne, Caleb	OL
77	Griffin, Jake	OL
77	Chidester, Kaden	TE
80	Swanson, Ryner	TE
82	Moeaki, Noah	WR
83	Covey, Weston	WR
84	Zombo, Prince	WR
85	Olsen, Anthony	TE
87	Erickson, Ethan	TE
88	Ta'ase, Mata'ava	TE
88	McKenzie, Dominique	WR
90	Latu, David	DT
91	Johnson, Dallin	DT
92	Batty, Tyler	DE
93	Mangelson, Blake	DT
94	Nelson, John	DT
95	Toomalatalai, Luke	DT
96	Leulu, Joseph	DT
97	Dunn, Matthias	K
97	Fonohema, Kinilau	DE
98	Tuala, Sani	DE
99	Singh, Joshua	DT

#	NAME	POS.	HT.	WT.	YR.	HOMETOWN/LAST SCHOOL
24	Alexander III, Therrian	CB	6-2	170	Fr.	Ellenwood, GA / Southwest Dekalb HS
25	Alfrey, Talan	S	6-2	205	R-Jr.	Auburn, WA / Auburn Mountainview HS
44	Asiata, Ephraim	DE	6-3	210	Fr.	West Valley, UT / Herriman HS
13	Bagnah, Isaiah	DE	6-4	245	R-Sr.	Lethbridge, Can. / Boise State
4	Bamba, Mory	CB	6-3	195	R-Jr.	Menomonee Falls, WI / Tyler JC
92	Batty, Tyler	DE	6-5	275	Sr.	Payson, UT / Payson HS
3	Bohanon, Gerry	QB	6-3	225	R-Sr.	Earle, AR / USF/Baylor
10	Bourquet, Treyson	QB	6-2	210	R-Sr.	Tucson, AZ / Western Michigan
86	Bowers, Jackson	TE	6-5	245	R-Fr.	Mesa, AZ / Mountainview HS
72	Brown, Joe	OL	6-4	305	Fr.	Cedar Hills, UT / Lone Peak HS
33	Bryant-Strother, Choe	LB	6-3	235	Jr.	Atlanta, GA / UCLA
79	Chidester, Kaden	OL	6-8	310	R-Fr.	Richfield, UT / Richfield HS
52	Clifford, David	OL	6-4	285	Fr.	Poway, CA / Poway HS
49	Coleman, Nason	TE	6-2	230	R-Fr.	Chandler, AZ / Chandler HS
2	Collins, Marque	CB	5-11	175	R-Sr.	Sacramento, CA / Weber State
83	Covey, Weston	WR	5-11	185	Fr.	Alpine, UT / Lone Peak HS
28	Damuni, Jovesa	RB	6-0	195	Fr.	Providence, UT / Ridgeline HS
3	Damuni, Raider	S	6-1	200	So.	Provo, UT / Timpvio HS
4	Davis, Miles	RB	6-0	215	R-Jr.	Las Vegas, NV / Las Vegas HS
75	Dawe, Sam	OL	6-3	310	R-Sr.	Spanish Fork, UT / Spanish Fork HS
31	Doe, Kevin	CB	6-3	205	R-Fr.	Salt Lake City, UT / East HS
29	Dunlap, Jayden	CB	6-0	180	R-Jr.	Carson, CA / Cerritos College
97	Dunn, Matthias	K	6-0	205	R-Sr.	Heber City, UT / Wasatch HS
15	Ebunoha, Chika	CB	6-0	190	R-Sr.	Tucson, AZ / Marana HS
56	Eichorn, Jake	OL	6-5	300	R-Jr.	Beaver, UT / Weber State
20	Eldredge, Koa	S	5-11	200	So.	Honolulu, HI / Punahou HS
0	Epps, Kody	WR	5-11	187	R-Jr.	Los Angeles, CA / Mater Dei HS
87	Erickson, Ethan	TE	6-5	240	R-Jr.	Laie, HI / Kahuku HS
54	Esera, Siale	LB	6-3	250	So.	Provo, UT / Timpvio HS
76	Etienne, Caleb	OL	6-8	320	R-Sr.	New Orleans, LA / Oklahoma State
22	Fakahua, Mason	TE	6-2	245	Sr.	Cedar City, UT / Cedar City HS
44	Ferrin, Will	K	6-3	175	R-Jr.	Kaysville, UT / Boise State
49	Finau, Lucky	LB	5-11	225	R-Fr.	Sandy, UT / Alta HS
97	Fonohema, Kinilau	DE	6-5	210	Fr.	Mapleton, UT / Springville HS
16	Glasker, Isaiah	LB	6-5	235	R-Sr.	South Jordan, UT / Bingham HS
77	Griffin, Jake	OL	6-5	291	R-Fr.	Mesa, AZ / Red Mountain HS
18	Hagen, Cody	WR	6-0	185	Fr.	Draper, UT / Corner Canyon HS
16	Hagen, Cole	QB	6-1	190	R-Fr.	Draper, UT / Corner Canyon HS
30	Hall, Miles	LB	6-1	230	R-Fr.	St. George, UT / Skyline HS
1	Harper, Micah	S	5-10	195	R-Jr.	Chandler, AZ / Basha HS
23	Haunga, Pokaiaua	RB	5-11	200	Fr.	Orem, UT / Timpvio HS
50	Havea, Dallin	DT	6-2	275	Fr.	Orem, UT / Provo HS
1	Hill, Keanu	TE	6-4	240	R-Sr.	Eules, TX / Trinity HS
15	Hillstead, McCae	QB	5-10	190	So.	Lehi, UT / Utah State
66	Hingano, Sione	OL	6-5	290	Fr.	Chandler, AZ / Chandler HS
46	Hoke, Nathan	LB	6-3	235	Fr.	Pittsburgh, PA / North Allegheny HS
50	Jatta, Isaiah	OL	6-6	320	Sr.	San Diego, CA / Colorado
91	Johnson, Dallin	DT	6-3	295	Fr.	Springville, UT / Springville HS
21	Johnson, Evan	CB	6-0	180	R-Sr.	Monterey, CA / Stevenson HS
73	Jones, Weston	OL	6-5	305	R-Fr.	Romeo, MI / Romeo HS
23	Kabeya, Jonathan	CB	5-10	173	Fr.	Richland Hills, TX / Nelson HS
35	Kalama, Jarinn	S	6-3	200	Fr.	Hurricane, UT / Wasatch HS
19	Kaufusi, Ace	LB	6-4	230	So.	Kahuku, HI / Kahuku HS
34	Kaufusi, Maika	LB	6-3	230	R-Fr.	Cottonwood Heights, UT / Alta HS
64	Keim, Brayden	OL	6-9	315	R-Sr.	Sandy, UT / Alta HS
17	Kelly, Jack	LB	6-2	240	R-Jr.	Kearns, UT / Weber State
11	Kingston, Parker	WR	5-11	185	R-Sr.	Layton, UT / Roy HS
61	Lapuaho, Weylin	OL	6-4	310	Jr.	South Jordan, UT / Utah State
5	Lassiter, Darius	WR	6-2	210	R-Sr.	Chandler, AZ / Eastern Michigan
90	Latu, David	DT	6-4	305	Jr.	Bountiful, UT / Snow College
27	Leach, Matthias	S	6-3	175	Fr.	Fort Worth, TX / Chisolm Trails HS
55	Leausa, Austin	OL	6-5	315	Jr.	Jordan, UT / Southern Utah
96	Letuli, Iosefa	DT	6-5	225	Fr.	Honolulu, HI / Kaimuki HS
19	Lugo, Noah	QB	6-2	195	Fr.	Haslet, TX / Eaton HS
59	Lutui, Logan	DE	6-2	255	R-Sr.	West Valley City, UT / Weber State/Hunter HS
53	Maile-Kaufusi, Orion	DE	6-3	235	Fr.	Salt Lake City, UT / East HS
51	Makasini, Sonny	OL	6-4	315	R-Sr.	Provo, UT / Timpvio HS
93	Mangelson, Blake	DE	6-5	270	Sr.	Nephi, UT / Juab HS
17	Marion, Keelan	WR	6-0	195	R-Jr.	Atlanta, GA / Uconn
27	Martin, LJ	RB	6-2	225	So.	El Paso, TX / Canutillo HS
89	McKenzie, Dominique	WR	5-11	175	Fr.	St. George, UT / Pine View HS
32	McKenzie, Marcus	CB	5-11	185	So.	St. George, UT / Pine View HS
34	Miska, Charles	RB	5-11	200	Fr.	Lorton, VA / South County HS
63	Mitchell, Bruce	OL	6-4	295	R-Sr.	Kamas, UT / South Summit HS
58	Moa, Aisea	DE	6-2	245	R-Sr.	North Ogden, UT / Weber HS
41	Moa, Sione	LB	6-1	230	R-Jr.	North Ogden, UT / Weber HS
30	Moa, Sione I	RB	5-10	215	Fr.	Provo, UT / Timpvio HS
82	Moeaki, Noah	TE	6-3	240	Fr.	American Fork, UT / American Fork HS
45	Nacua, Tei	WR	6-2	180	Fr.	Provo, UT / Timpvio HS
21	Nawahine, Enoch	RB	5-10	205	R-Jr.	Kahuku, HI / Utah State
54	Nelson, Jackson	OL	6-7	250	Fr.	Salem, UT / Salem Hills HS
94	Nelson, John	DT	6-4	290	Sr.	Salem, UT / Salem Hills HS
85	Olsen, Anthony	TE	6-4	245	R-Sr.	Salt Lake City, UT / Olympus HS
74	Ostler, Trevin	OL	6-4	305	R-Sr.	Bountiful, UT / Bountiful HS
42	Paulo, Ray	TE	6-3	255	R-Sr.	Pago Pago, Samoa / Allan Hancock College
70	Pay, Connor	OL	6-5	315	Sr.	Highland, UT / Lone Peak HS
67	Pay, Trevor	OL	6-3	285	Fr.	Highland, UT / Lone Peak HS
13	Phillips, Jojo	WR	6-5	205	R-Fr.	Lancaster, CA / Sierra Canyon HS
45	Po'uha, Vilami	DE	6-3	260	Fr.	South Jordan, UT / Bingham HS
22	Prassas, Tommy	S	6-2	190	Fr.	Chandler, AZ / Basha HS
29	Reay, Rowan	WR	6-4	188	Fr.	Provo, UT / Timpvio HS
39	Rehkov, Landon	P	6-1	190	R-Fr.	Veradale, WA / Central Valley HS
12	Retzlaff, Jake	QB	6-1	205	R-Jr.	Corona, CA / Riverside City College
12	Rex, Preston	S	6-0	195	R-Sr.	San Clemente, CA / San Clemente HS
47	Riggs, Dalton	LS	6-3	230	R-Sr.	Eagle, ID / Eagle HS
2	Roberts, Chase	WR	6-4	210	R-Jr.	Highland, UT / American Fork HS
0	Robinson, Jakob	CB	5-11	170	Sr.	Orem, UT / Orem HS / Utah State
7	Ropati, Hinckley	RB	5-9	220	R-Sr.	Downey, CA / Cerritos College
10	Satuala, Faletau	S	6-4	200	Fr.	Bountiful, UT / Bountiful HS
48	Schoonover, Bodie	DE	6-3	255	R-Sr.	American Fork, UT / American Fork HS
56	Sellesin, Nuuletau	DE	6-1	260	R-Jr.	Woods Cross, UT / Weber State
99	Singh, Joshua	DT	6-0	285	R-Jr.	Orem, UT / Orem HS
43	Skidmore, Cannon	LS	6-2	200	Fr.	Mesa, AZ / Red Mountain HS
26	Slade, Ethan	S	6-0	195	R-Jr.	Orem, UT / Orem HS
80	Swanson, Ryner	TE	6-4	245	Fr.	Laguna Beach, CA / Laguna Beach HS
88	Ta'ase, Mata'ava	TE	6-3	255	Sr.	Mesa, AZ / Southern Utah
11	Taggart, Harrison	LB	6-1	230	R-Sr.	Draper, UT / Oregon
20	Tallulu, Marquis	WR	6-4	220	Sr.	Tacoma, WA / Cal
37	Tanuvasa, Malae	S	6-0	190	R-Fr.	Highland, UT / Skyridge High School
55	Taumoepeau, John	DT	6-2	285	Jr.	Renton, WA / Snow College
95	Toomalatalai, Luke	DT	6-2	315	Jr.	Las Vegas, NV / Long Beach City College
98	Tuala, Sani	DE	6-5	280	So.	Sydney, Australia / Citrus College
42	Tuipulotu, Petey	S	6-3	205	R-Sr.	Fort Mill, SC / Nation Ford HS
36	Tjuague, Carson	DE	6-3	235	Fr.	Crozet, VA / West Albemarle
71	Tupou, Ikinasio	OL	6-6	290	Fr.	Palo Alto, CA / Palo Alto HS
35	Van Der Haar, Sam	P	6-0	219	R-Sr.	Melbourne, Australia / Pittsburgh
38	VanSteenkiste, Payton	S	5-11	195	Fr.	Rigby, ID / Rigby HS
7	Wakley, Crew	S	6-0	200	R-Jr.	Sandy, Utah / Utah State
28	Wall, Tanner	S	6-1	200	R-Jr.	Arlington, VA / Yorktown HS
84	Zombo, Prince	WR	5-11	190	Fr.	Peoria, AZ / Liberty HS
32	Zundel, Will	TE	6-5	240	Fr.	Highland, UT / American Fork HS



LISTEN TO EACH  
PLAYER SAY HIS  
NAME HERE!



Therrian Alexander III	Thare-ee-an
Talan Alfrey	Tallen AL-free
Ephraim Asiata	AH-see-AHTah
Isaiah Bagnah	BAN-Yah
Mory Bamba	More-ee BOM-bah
Gerry Bohanon	Gary Bo-HAN-an
Choe Bryant-Strother	Chay Bryant Straw-ther
Marque Collins	Mark
Jovesa Damuni	Jo-ves-uh Dah-MOO-nee
Raider Damuni	Dah-MOO-nee
Dawe	Daw
Chika Ebunoha	Chee-kah Eb-oo-no-hah
Jake Eichorn	Eye-corn
Siale Esera	See-all-ay Es-sare-uh
Caleb Etienne	EE-tee-en
Mason Fakahua	FAH-ka-HOO-ah
Lucky Finau	Fee-naw
Kinilau Fonohema	Kih-nee-lau Fo-no-hem-uh
Pokaiaua Haunga	Po-kye-ow-uh Ha-oong-ah
Havea	Ha-VAY-uh
Sione Hingano	See-OH-nay Hing-GAH-no
Isaiah Jatta	JAW-tuh
Jonathan Kabeya	Ka-BAY-uh
Jarinn Kalama	Jare-in Ka-law-muh
Ace Kaufusi	Kah-foo-see
Maika Kaufusi	Mike-uh Kah-foo-see
Brayden Keim	Kime (Like Dime with a K)
Weylin Lapuaho	Way-lin Lah-poo-ah-ho
David Latu	LAH-too
Austin Leausa	Lay-OO-suh
Iosefa Letuli	EE-oh-sef-uh Leh-TOO-lee
Noah Lugo	LOO-go
Logan Lutui	Loo-TOO-ee
Orion Maile-Kaufusi	MY-lay Kah-foo-see
Sonny Makasini	Mah-kah-see-nee
Blake Mangelson	Maing-gull-son
Keelan Marion	KEE-lan Mary-an
Aisea Moa	EYE-say-uh Mo-uh
Sione Moa	See-OH-nay Mo-uh
Tei Nacua	Tay Nah-KOO-uh
Enoch Nawahine	Ee-nick Nah-wah-hee-nay
Ray Paulo	PAWL-oh
Vilami Po-uha	Vil-ee-AH-mee Po-OO-ha
Rowan Reay	Row-an Ray
Landon Rehkow	Ree-co
Jake Retzlaff	Retz-Loff
Jacob Robinson	Jacob
Hinckley Ropati	ROH-pah-tee
Faletua Satuala	Fall-eh-tau Sah-too-all-uh
Bodie Schoonover	Skoo-nover
Nuuletau Sellsies	Noo-oo-leh-tau Sell-eh-sin
Joshua Singh	Sing
Ma'tava Ta'ase	Ma-TAH-vah TAH-say
Marquis Taliuili	Mar-kees TALL-ee-oo-lee
John Taumoeoeau	Tou-moy-pay-ow
Luke To'omalatai	Toh-oh-mall-uh-tye
Sani Tuala	Say-nee TOO-ALL-uh
Carson Tuijague	Too-jay
Ikiasio Tupou	ee-KEE-NAH See-oh-oh TOO-p
Petey Tuijiloto	TOO-ee-Poo-loh-too
Crew Wackley	Wake-lee
Prince Zombo	ZAWM-bo

## OFFENSE

<b>QB</b>	12	Jake Retzlaff	6-1	205	R-Jr.
	3	Gerry Bohanon	6-3	225	R-Sr.
<b>RB</b>	27	LJ Martin	6-2	225	So.
	-or-	7	Hinckley Ropati	5-9	R-Sr.
	30	Sione I Moa	5-10	215	Fr.
	-or-	4	Miles Davis	6-0	R-Jr.
	-or-	21	Enoch Nawahine	5-10	R-Jr.
<b>WR</b>	23	Pokai Haunga	5-11	200	Fr.
<b>WR</b>	2	Chase Roberts	6-4	210	R-Jr.
	11	Parker Kingston	5-11	185	R-So.
<b>WR</b>	5	Darius Lassiter	6-2	210	R-Sr.
	18	Cody Hagen	6-0	185	Fr.
<b>WR</b>	17	Keelan Marion	6-0	195	R-Jr.
	-or-	13	Jojo Phillips	6-5	R-Fr.
<b>TE</b>	88	Mata'ava Ta'ase	6-3	255	Sr.
	-or-	42	Ray Paulo	6-3	R-Sr.
	-or-	1	Keanu Hill	6-4	R-Sr.
	80	Ryner Swanson	6-4	245	Fr.
<b>LT</b>	76	Caleb Etienne	6-8	320	R-Sr.
	50	Isaiah Jatta	6-6	320	Sr.
<b>LG</b>	61	Weylin Lapuaho	6-4	305	Jr.
	63	Bruce Mitchell	6-4	300	R-So.
<b>C</b>	70	Connor Pay	6-5	315	Sr.
	63	Bruce Mitchell	6-4	300	R-So.
	-or-	51	Sonny Makasini	6-4	R-So.
<b>RG</b>	55	Austin Leausa	6-5	315	Jr.
	-or-	63	Bruce Mitchell	6-4	R-So.
	-or-	51	Sonny Makasini	6-4	R-So.
<b>RT</b>	50	Isaiah Jatta	6-6	320	Sr.
	55	Austin Leausa	6-5	315	Jr.

## DEFENSE

DE	92	Tyler Batty	6-5	275	Sr.
	48	Bodie Schoonover	6-3	265	R-So.
	-or- 45	Viliami Po'uha	6-3	260	Fr.
N	94	John Nelson	6-4	290	Sr.
	99	Joshua Singh	6-0	285	R-Jr.
	90	David Latu	6-4	305	Jr.
T	93	Blake Mangelson	6-5	275	Sr.
	95	Luke Toomalatai	6-2	315	Jr.
	-or- 55	John Taumoepeau	6-2	285	Jr.
OE	59	Logan Lutui	6-2	255	R-Sr.
	-or- 13	Isaiah Bagnah	6-4	245	R-Sr.
	44	Ephraim Asiata	6- 3	210	Fr.
SAM	16	Isaiah Glasker	6-5	235	R-So.
	58	Aisea Moa	6-2	245	R-So.
	-or- 33	Choe Bryant-Strother	6-3	235	R-Jr.
MACK	11	Harrison Taggart	6-1	235	R-So.
	54	Siale Esera	6-3	250	So.
	-or- 41	Sione Moa	6-1	230	R-Jr.
ROVER	17	Jack Kelly	6-2	240	R-Jr.
	19	Ace Kaufusi	6-4	230	So.
	30	Miles Hall	6-1	230	R-Fr.
SS	7	Crew Wakley	6-0	200	R-Jr.
	-or- 3	Raider Damuni	6-1	200	So.
	-or- 1	Micah Harper	5-10	195	R-Jr.
	25	Talan Alfrey	6-2	205	R-Jr.
	-or- 26	Ethan Slade	6-0	195	R-Jr.
FS	28	Tanner Wall	6-1	200	R-Jr.
	22	Tommy Prassas	6-2	190	Fr.
	-or- 10	Faletau Satuala	6-4	200	Fr.
NICK	0	Jakob Robinson	5-11	170	Sr.
	23	Jonathan Kabeya	5-10	173	Fr.
	26	Ethan Slade	6-0	195	R-Jr.
CB	0	Jakob Robinson	5-11	170	Sr.
	21	Evan Johnson	6-0	180	R-So.
	29	Jayden Dunlap	6-0	180	R-Jr.
CB	2	Marque Collins	5-11	175	R-Sr.
	-or- 4	Mory Bamba	6-3	195	R-Jr.
	24	Therrian Alexander III	6-2	170	Fr.

## SPECIALISTS

<b>P</b>	35	Sam Vander Haar	6-0	219	R-So.	<b>H</b>	35	Sam Vander Haar	6-0	219	R-So.
	39	Landon Rehkow	6-1	190	R-Fr.		39	Landon Rehkow	6-1	190	R-Fr.
<b>KO</b>	44	Will Ferrin	6-3	175	R-Jr.	<b>LS</b>	47	Dalton Riggs	6-3	230	R-So.
	97	Matthias Dunn	6-0	205	R-So.		43	Cannon Skidmore	6-2	200	Fr.
<b>PK</b>	44	Will Ferrin	6-3	175	R-Jr.	<b>RET</b>	11	Parker Kingston	5-11	185	R-So.
	97	Matthias Dunn	6-0	205	R-So.		-or- 17	Keelan Marion	6-0	200	R-Jr.
							-or- 2	Chase Roberts	6-4	210	R-Jr.



2024 SCORING DRIVES

QTR	DPP.	SCORING PLAY	PLAYS-YDS-TOP
1	SIU	Hinckley Ropati 1-yard run (Will Ferrin kick)	13-65-07:12
1	SIU	Jojo Phillips 57-yard pass from Jake Retzlaff (Will Ferrin kick)	4-86-1:21
2	SIU	Will Ferrin 50-yard field goal	5-43-0:46
3	SIU	LJ Martin 7-yard pass from Jake Retzlaff (Will Ferrin kick)	7-75-03:41
3	SIU	Mata'ava Ta'ase 19-yard pass from Jake Retzlaff (Will Ferrin kick)	3-38-1:27
4	SIU	LJ Martin 1-yard run (Will Ferrin kick)	5-37-2:25
4	SIU	Will Ferrin 41-yard field goal	9-42-4:11
1	SMU	Mata'ava Ta'ase 16-yard pass from Jake Retzlaff (Will Ferrin kick)	8-75-3:23
3	SMU	Enoch Nawahine 9-yard run (Keanu Hill pass from Jake Retzlaff good)	7-61-4:19
4	SMU	Will Ferrin 26-yard field goal	9-67-4:19
1	Wyoming	Keanu Hill 20-yard pass from Jake Retzlaff (Will Ferrin kick)	7-44-3:24
2	Wyoming	Kody Epps 3-yard pass from Jake Retzlaff (Will Ferrin kick)	9-74-4:23
2	Wyoming	Will Ferrin 49-yard field goal	7-43-2:04
3	Wyoming	Keelan Marion 100-yard kickoff return (Will Ferrin kick)	--
3	Wyoming	Will Ferrin 37-yard field goal	8-45-4:07
3	Wyoming	Darius Lassiter 20-yard pass from Jake Retzlaff (Will Ferrin kick)	5-77-2:33
2	Kansas State	Will Ferrin 31-yard field goal	13-62-6:57
2	Kansas State	Tommy Prassas 30-yard fumble return (Will Ferrin kick)	--
2	Kansas State	Chase Roberts 23-yard pass from Jake Retzlaff (Will Ferrin kick)	2-29-0:28
3	Kansas State	Darius Lassiter 3-yard pass from Jake Retzlaff (Will Ferrin kick)	2-27-0:57
3	Kansas State	Parker Kingston 90-yard punt return (Will Ferrin kick)	--
4	Kansas State	Sione Moa 21-yard run (Will Ferrin kick)	6-38-3:22
1	Baylor	Miles Davis 26-yard pass from Jake Retzlaff (Will Ferrin kick)	7-75-4:08
1	Baylor	Chase Roberts 2-yard pass from Jake Retzlaff (Will Ferrin kick)	4-20-2:12
1	Baylor	Jake Retzlaff 17-yard rush (Will Ferrin kick)	7-69-2:41
2	Baylor	Darius Lassiter 44-yard pass from Jake Retzlaff (Will Ferrin kick)	10-85-5:28
2	Baylor	Will Ferrin 54-yard field goal	8-39-1:40
3	Baylor	Will Ferrin 37-yard field goal	13-46-5:11
2	Arizona	Parker Kingston 20-yard pass from Jake Retzlaff (Will Ferrin kick)	10-75-4:57
2	Arizona	LJ Martin 33-yard pass from Parker Kingston (Will Ferrin kick)	7-99-3:40
3	Arizona	Chase Roberts 9-yard pass from Jake Retzlaff (Will Ferrin kick)	1-9-0:05
3	Arizona	Will Ferrin 33-yard field goal	4-0-0:57
3	Arizona	Will Ferrin 39-yard field goal	10-54-4:25
4	Arizona	LJ Martin 1-yard run (Will Ferrin kick)	6-75-3:24
4	Arizona	Isaiah Glasker 21-yard interception return (Will Ferrin kick)	--
1	Oklahoma State	Jake Retzlaff 4-yard run (Will Ferrin kick)	6-75-3:03
2	Oklahoma State	LJ Martin 1-yard run (Will Ferrin kick)	1-1-0:04
3	Oklahoma State	LJ Martin 8-yard run (Will Ferrin kick)	7-69-4:01
3	Oklahoma State	Keelan Marion 34-yard pass from Jake Retzlaff (Will Ferrin kick)	4-44-2:01
4	Oklahoma State	Will Ferrin 41-yard field goal	11-52-5:11
4	Oklahoma State	Darius Lassiter 35-yard pass from Jake Retzlaff (Will Ferrin kick)	8-75-1:03
1	UCF	Jake Retzlaff 29-yard run (Will Ferrin kick)	8-75-4:28
2	UCF	Will Ferrin 41-yard field goal	18-69-8:17
2	UCF	LJ Martin 15-yard run (Will Ferrin kick)	8-92-4:58
2	UCF	Chase Roberts 62-yard pass from Jake Retzlaff (Will Ferrin kick)	4-75-0:32
3	UCF	Mata'ava Ta'ase 1-yard pass from Jake Retzlaff (Will Ferrin kick)	10-72-6:03
3	UCF	Will Ferrin 37-yard field goal	4-8-2:08
4	UCF	Will Ferrin 36-yard field goal	11-57-6:04
1	Utah	Will Ferrin 23-yard field goal	12-57-5:47
2	Utah	Keelan Marion 96-yard kickoff return (Will Ferrin kick)	--
3	Utah	Will Ferrin 33-yard field goal	6-39-2:14
4	Utah	Jake Retzlaff 1-yard run (Keanu Hill pass from Jake Retzlaff failed)	9-95-4:57
4	Utah	Will Ferrin 44-yard field goal	11-65-1:53
2	Kansas	Will Ferrin 33-yard field goal	11-42-5:30
2	Kansas	Hinckley Ropati 30-yard pass from Jake Retzlaff (Will Ferrin kick)	8-69-4:31
3	Kansas	Will Ferrin 35-yard field goal	17-66-10:26

MOST PLAYS IN A SCORING DRIVE: 18 (UCF)  
MOST YARDS IN SCORING DRIVE: 99 (Arizona)  
MOST TIME ELAPSED IN A SCORING DRIVE: 10:26 (Kansas)  
FEWEST PLAYS IN A SCORING DRIVE: 1 (twice)  
FEWEST YARDS IN SCORING DRIVE: 0 (Arizona), 9 (Arizona)  
LEAST TIME ELAPSED IN SCORING DRIVE: 0:04 (Oklahoma State)

Scoring by quarter	1st	2nd	3rd	4th	OT	Total
BYU	66	95	99	56	-	316
Opponents	31	80	23	61	-	195

PLAYERS OF THE WEEK (Selected by the coaching staff)

SOUTHERN ILLINOIS

Offensive Player of the Game: QB Jake Retzlaff, WR Chase Roberts  
Defensive Player of the Game: CB Jakob Robinson  
Special Teams Player of the Game: S Tanner Wall  
Scout Team Player of the Week: OL Trevor Pay, S Payton VanSteenkiste

SMU

Offensive Player of the Game: OL Caleb Etienne  
Defensive Player of the Game: CB Marque Collins, DT Blake Mangelson  
Special Teams Player of the Game: S Tanner Wall  
Scout Team Player of the Week: RB Charles Miska, DE Carson Tujague

WYOMING

Offensive Player of the Game: WR Chase Roberts  
Defensive Player of the Game: CB Evan Johnson  
Special Teams Player of the Game: Kick Return Team, K Will Ferrin  
Scout Team Player of the Week: LB Siale Esera, TE Will Zundel

KANSAS STATE

Offensive Player of the Game: RB Sione I Moa  
Defensive Player of the Game: CB Jakob Robinson  
Special Teams Player of the Game: PR Parker Kingston  
Scout Team Player of the Week: LB Petey Tuipulotu, QB McCae Hillstead

BAYLOR

Offensive Player of the Game: OL Brayden Keim  
Defensive Player of the Game: DE Tyler Batty, S Crew Wakley  
Special Teams Player of the Game: P Sam Vander Haar  
Scout Team Player of the Week: DB Chika Ebunoha, QB Treyson Bourguet, OL Sione Hingano

ARIZONA

Offensive Player of the Game: OL Bruce Mitchell  
Defensive Player of the Game: LB Isaiah Glasker  
Special Teams Player of the Game: P Sam Vander Haar, WR Cody Hagen  
Scout Team Players of the Week: DE Kinei Fonohema, S Jarin Kalama, WR Marquis Taliulu, WR Rowan Reay

OKLAHOMA STATE

Offensive Player of the Game: WR Darius Lassiter  
Defensive Player of the Game: S Tommy Prassas,  
Special Teams Player of the Game: S Ethan Slade  
Scout Team Players of the Week: LB Maika Kaufusi, DE Nathan Hoke, WR Dominique McKenzie

UCF

Offensive Player of the Game: QB Jake Retzlaff  
Defensive Player of the Game: LB Isaiah Glasker, DE Blake Mangelson  
Special Teams Player of the Game: K Will Ferrin  
Scout team players of the week: DB Matthias Leach, RB Jovesa Damuni

UTAH

Offensive Player of the Game: WR Chase Roberts  
Defensive Player of the Game: CB Marque Collins  
Special Teams Player of the Game: K Will Ferrin and KR Keelan Marion  
Scout Team Players of the Week: TE Will Zundel and DE Carson Tujague

2024 BYU SUPERLATIVES

Overall record	9-1
Current streak	Lost 1
Home record	4-1
Current home streak	Lost 1
Road record	5-0
Current road streak	Won 5
Neutral record	0-0
Current neutral streak	Won 1
Day games	3-0
Current day streak	Won 3
Night games	6-1
Current night streak	Lost 1
Thursday games	0-0
Current Thursday streak	Won 1
Friday games	1-0
Current Friday streak	Won 3
BYU wins toss	3-1
BYU loses toss	6-0
BYU scores first	7-0
Opp. scores first	2-1
BYU leads after 1Q	7-0
BYU trails after 1Q	2-1
Tied after 1Q	1-0
BYU leads at half	6-0
BYU trails at half	3-0
Tied at the half	0-1
BYU leads after 3Q	8-1
BYU trails after 3Q	1-0
Tied after 3Q	0-0
OT Games	0-0
BYU has more yards	7-1
Opp. has more yards	2-0
Yards even	0-0
BYU has more turnovers	1-1
Opp. has more turnovers	5-0
Turnovers are equal	3-0
Record in August	1-0
Streak	Won 1
Record in September	4-0
Streak	Won 5
Record in October	3-0
Streak	Won 3
Record in November	1-1
Streak	Lost 1
Vs. top-25 teams	1-0
Streak	Won 1
Vs. non-ranked teams	7-1
Streak	Lost 1
Vs. FCS Teams	1-0
Streak	Won 19
On ESPN	4-1
On ESPN2	1-0
On ESPNJ	0-0
On ESPN3	0-0
On ESPNWS	0-0
On ESPN+	1-0
On ABC	0-0
On NBC	0-0
On FOX	1-0
On FS1	1-0
On FS2	0-0
On CBS Sports	1-0
On SEC Network	0-0
On BYUtv	0-0
Royal Helmet/Royal Jersey/Royal Pants	1-0
Navy helmet/White jersey/white pants	1-0
Royal helmet, white jersey, white pants	1-0
White helmet/white jersey/white pants (96 throwbacks)	1-0
White helmet/white jersey/white pants (royal trim)	1-0
White helmet (royal mask)/royal jersey/white pants	1-0
White helmet (white mask)/royal jersey/white pants	1-0
Royal helmet, white jersey, royal pants	1-0
Royal helmet, royal jersey, royal pants	1-0
Royal helmet, royal jersey, white pants	0-1



STATISTIC	NATIONAL RANK	CONFERENCE RANK	VALUE	NATIONAL LEADER	VALUE	CONFERENCE LEADER	VALUE
3rd Down Conversion Pct (133 ranked)	121	15	0.319	Miami (FL)	0.565	Kansas	0.5
3rd Down Conversion Pct Defense (133 ranked)	77	9	0.404	Utah	0.241	Utah	0.241
4th Down Conversion Pct (133 ranked)	5	2	0.773	Minnesota	0.875	Iowa St.	0.8
4th Down Conversion Pct Defense (133 ranked)	48	5	0.5	Louisiana Tech	0.214	Kansas St.	0.368
Blocked Kicks (48 ranked)				Louisville	6	TCU	4
Blocked Kicks Allowed (132 ranked)	1	1	0	52 teams tied	0	7 teams tied	0
Blocked Punts (17 ranked)				UNLV	5	Colorado	2
						Iowa St.	2
Blocked Punts Allowed (133 ranked)	1	1	0	87 teams tied	0	12 teams tied	0
Completion Percentage (133 ranked)	103	13	0.582	Oregon	0.736	Colorado	0.722
Defensive TDs (44 ranked)	17	2	2	Tulane	6	Arizona St.	4
Fewest Penalties (133 ranked)	19	5	48	Iowa	31	West Virginia	43
Fewest Penalties Per Game (133 ranked)	19	5	4.8	Iowa	3.1	West Virginia	4.3
Fewest Penalty Yards (133 ranked)	13	4	391	Iowa	297	Iowa St.	312
Fewest Penalty Yards Per Game (133 ranked)	12	4	39.1	Iowa	29.7	Iowa St.	31.2
First Downs Defense (133 ranked)	21	2	173	Ohio St.	141	Utah	151
First Downs Offense (133 ranked)	41	8	219	Miami (FL)	275	UCF	240
Fumbles Lost (133 ranked)	34	5	4	6 teams tied	1	Iowa St.	2
Fumbles Recovered (127 ranked)	59	4	5	Duke	12	Colorado	10
				Memphis	12		
Kickoff Return Defense (133 ranked)	84	10	20.68	Arizona	0	Arizona	0
Kickoff Returns (133 ranked)	5	1	26.73	Oregon	32	BYU	26.73
Net Punting (133 ranked)	49	4	39.88	Southern California	46.18	Baylor	43.89
Passes Had Intercepted (133 ranked)	79	8	9	Army West Point	1	Arizona St.	4
Passes Intercepted (130 ranked)	1	1	17	BYU	17	BYU	17
				James Madison	17		
				California	17		
Passing Offense (133 ranked)	59	9	234.3	Miami (FL)	368.2	TCU	329.6
Passing Yards Allowed (133 ranked)	16	2	176.1	Texas	136.7	Iowa St.	153.4
Passing Yards per Completion (133 ranked)	22	2	13.47	Army West Point	18.66	Kansas	13.57
Punt Return Defense (133 ranked)	81	6	8.25	Alabama	0.71	West Virginia	3.33
Punt Returns (133 ranked)	42	6	10.08	UAB	22.29	Baylor	20.71
Red Zone Defense (133 ranked)	110	14	0.9	Army West Point	0.5	Colorado	0.73
Red Zone Offense (133 ranked)	32	5	0.895	Ohio St.	0.974	Kansas	0.971
Rushing Defense (133 ranked)	58	8	139.2	Indiana	72.2	Kansas St.	101.8
Rushing Offense (133 ranked)	62	9	163	Army West Point	334.9	UCF	262.8
Sacks Allowed (133 ranked)	37	6	1.4	Army West Point	0.33	Kansas	0.9
						Oklahoma St.	0.9
Scoring Defense (133 ranked)	23	2	19.5	Ohio St.	10.3	Iowa St.	18.6
Scoring Offense (133 ranked)	38	6	31.6	Miami (FL)	45	Texas Tech	35.5
Tackles for Loss Allowed (133 ranked)	49	8	5	New Mexico	2.36	Baylor	3.5
Team Passing Efficiency (133 ranked)	51	7	140.07	Army West Point	187.91	Colorado	161.28
Team Passing Efficiency Defense (133 ranked)	3	1	99.04	Notre Dame	88.89	BYU	99.04
Team Sacks (133 ranked)	115	14	1.4	Ole Miss	4.6	Colorado	3.3
Team Tackles for Loss (133 ranked)	98	14	4.8	Ole Miss	10.3	Colorado	7.3
Time of Possession (133 ranked)	23	5	31:53	Tulane	34:55	Utah	33:22
Total Defense (133 ranked)	20	1	315.3	Texas	249	BYU	315.3
Total Offense (133 ranked)	57	12	397.3	Miami (FL)	544.8	UCF	464.6
Turnover Margin (133 ranked)	14	1	0.9	James Madison	1.9	Arizona St.	0.9
						BYU	0.9
Turnovers Gained (133 ranked)	6	1	22	James Madison	25	BYU	22
				Notre Dame	25		
Turnovers Lost (133 ranked)	54	5	13	Army West Point	3	Arizona St.	7
Winning Percentage (133 ranked)	4	1	0.9	Army West Point	1	BYU	0.9
				Indiana	1		
				Oregon	1		

TEAM BY THE NUMBERS

- 17

BYU leads the nation with 17 interceptions this season. The Cougars are tied with JMU and Cal in the top spot.
- 11

The nation's best team at intercepting the ball also has picks by 11 different players, more than any other FBS team.
- 131

BYU was the 131st out of 134 FBS teams to experience a loss this season after starting 9-0 before falling to Kansas.
- 22

BYU has gained 22 turnovers this season after picking up 1 more against Kansas (1 INT). The Cougars 22 takeaways are tied for No. 6 nationally.
- 77.3

The Cougar offense is converting 4th down at a high clip of 77.3 percent, converting 17 of 22 attempts. The 22 attempts is tied for 31st nationally and the success rate of 77.3 percent is No. 5.
- 4.8

BYU is averaging just 4.8 penalties per game to rank tied for No. 19 nationally.
- 99.04

The Cougar defense is No. 3 nationally in pass efficiency defense, allowing an efficiency rating of just 99.04. BYU has held five opponents below an efficiency rating of 90.
- 0.9

BYU's turnover margin is 0.9, good for No. 14 nationally. The Cougars have 22 turnovers gained to just 13 turnovers lost.
- 34+

BYU has scored 34 or more points against five of seven Big 12 opponents it has faced this season (38 vs. Kansas State, 34 at Baylor, 41 vs. Arizona, 38 vs. Oklahoma State, 37 at UCF). Last year, BYU hit 34 or more in just 2 of its 9 Big 12 contests. The Cougars are averaging 31.9 ppg in conference play.



STATISTIC	PLAYER	NATL RANK	CONF RANK	VALUE	NATIONAL LEADER	VALUE	CONFERENCE LEADER	VALUE
All Purpose (199 ranked)					Ashton Jeanty, Boise St.	199.1	Cam Skattebo, Arizona St.	169.11
Blocked Kicks (2 ranked)					Ricky White III, UNLV	4		
Combined Kick Returns (200 ranked)	Keelan Marion	19	3	400	Kaden Wetjen, Iowa	751	Jeremiah Patterson,	583
	Parker Kingston	151	18	128				
Completion Percentage (119 ranked)	Jake Retzlaff	96	11	0.586	Dillon Gabriel, Oregon	0.738	Shedeur Sanders,	0.729
Completions Per Game (100 ranked)	Jake Retzlaff	62	10	17	Kyle McCord, Syracuse	30.4	Shedeur Sanders,	28
Field Goal Percentage (108 ranked)	Will Ferrin	24	3	0.864	Alex Raynor, Kentucky	1	Gino Garcia, Texas Tech	0.938
					Ryan Fitzgerald, Florida St.	1		
					Connor Gibbs, Southern Miss.	1		
Field Goals Per Game (132 ranked)	Will Ferrin	5	1	1.9	Kenneth Almendares, Louisiana	2.2	Will Ferrin, BYU	1.9
					Caden Chittenden, UNLV	2.2		
Forced Fumbles (30 ranked)					Red Murdock, Buffalo	0.5	Antwan Peek Jr.,	0.4
					Davin Vann, NC State	0.5		
Fumbles Recovered (74 ranked)	Jack Kelly	74	7	1	Sam Howard, Tulane	5	6 players tied	2
	Tommy Prassas	74	7	1				
	Jakob Robinson	74	7	1				
	Ethan Slade	74	7	1				
	Harrison Taggart	74	7	1				
Interceptions Per Game (114 ranked)	Jakob Robinson	39	7	0.3	Nohl Williams, California	0.7	Mello Dotson, Kansas	0.5
	Marque Collins	114	19	0.2				
	Isaiah Glasker	114	19	0.2				
	Crew Wakley	114	19	0.2				
	Tanner Wall	114	19	0.2				
Kickoff Return TDs (3 ranked)	Keelan Marion	1	1	2	Rayshawn Pleasant, Tulane	2	Keelan Marion, BYU	2
					Keelan Marion, BYU	2		
Kickoff Returns (54 ranked)	Keelan Marion	4	1	28.6	C'Quan Jnopierre, FIU	30.3	Keelan Marion, BYU	28.6
Passes Defended (18 ranked)					Michael Coats Jr., Nevada	1.5	A.J. Haulcy, Houston	1.2
Passing Efficiency (119 ranked)	Jake Retzlaff	50	7	140.9	Jaxson Dart, Ole Miss	188.6	Shedeur Sanders,	163
Passing TDs (145 ranked)	Jake Retzlaff	23	5	19	Cameron Ward, Miami (FL)	32	Shedeur Sanders,	27
Passing Yards (130 ranked)	Jake Retzlaff	38	8	2,283	Cameron Ward, Miami (FL)	3,494	Josh Hoover, TCU	3,233
Passing Yards Per Game (130 ranked)	Jake Retzlaff	45	9	228.3	Cameron Ward, Miami (FL)	349.4	Josh Hoover, TCU	323.3
Passing Yards per Completion (119 ranked)	Jake Retzlaff	22	4	13.43	Ethan Crawford, Southern Miss.	16.98	Jalon Daniels, Kansas	13.69
Points Responsible For (198 ranked)	Jake Retzlaff	26	5	140	John Mateer, Washington St.	232	Shedeur Sanders,	186
	Will Ferrin	88	15	92				
Points Responsible For Per Game (195)	Jake Retzlaff	31	5	14	John Mateer, Washington St.	23.2	Shedeur Sanders,	18.6
	Will Ferrin	99	15	9.2				
Punt Return TDs (2 ranked)	Parker Kingston	2	1	1	Kam Shanks, UAB	2	8 players tied	1
Punt Returns (52 ranked)					Kam Shanks, UAB	22.3	Josh Cameron, Baylor	20.7
Punting (75 ranked)					Alex Mastromanno, Florida St.	48.9	Jack Bouwmeester, Utah	44.6
Receiving TDs (169 ranked)	Darius Lassiter	109	17	4	Nick Nash, San Jose St.	14	Jack Bech, TCU	9
	Chase Roberts	109	17	4			Travis Hunter, Colorado	9
	Mata'ava Ta'ase	169	28	3			Jordyn Tyson, Arizona St.	9
Receiving Yards (200 ranked)	Chase Roberts	72	12	659	Nick Nash, San Jose St.	1,282	Tetairoa McMillan,	1,136
	Darius Lassiter	109	19	576				
Receiving Yards Per Game (200 ranked)	Chase Roberts	69	12	65.9	Nick Nash, San Jose St.	128.2	Tetairoa McMillan,	113.6
	Darius Lassiter	76	14	64				
Receptions Per Game (198 ranked)	Darius Lassiter	107	17	4.2	Nick Nash, San Jose St.	9.5	Josh Kelly, Texas Tech	7.6
	Chase Roberts	110	18	4.2				
Rush Yards Per Carry (157 ranked)					Devon Dampier, New Mexico	7.72	RJ Harvey, UCF	6.78
Rushing TDs (164 ranked)	LJ Martin	122	14	5	Ashton Jeanty, Boise St.	26	RJ Harvey, UCF	19
	Jake Retzlaff	164	20	4				
Rushing Yards (200 ranked)	LJ Martin	128	15	501	Ashton Jeanty, Boise St.	1,893	RJ Harvey, UCF	1,328
Rushing Yards Per Game (199 ranked)					Ashton Jeanty, Boise St.	189.3	RJ Harvey, UCF	132.8
Sacks (120 ranked)	Jack Kelly	120	9	0.4	Mike Green, Marshall	1.5	Brendan Mott, Kansas St.	0.8
Scoring (196 ranked)	Will Ferrin	16	2	9.2	Ashton Jeanty, Boise St.	16.2	RJ Harvey, UCF	12.8
Solo Tackles (18 ranked)					Carson Schwesinger, UCLA	6.9	Jacob Rodriguez, Texas	6.1
Tackles For Loss (18 ranked)					Mike Green, Marshall	2		
Total Interceptions (86 ranked)	Jakob Robinson	29	5	3	Nohl Williams, California	7	Mello Dotson, Kansas	5
	Marque Collins	86	14	2				
	Isaiah Glasker	86	14	2				
	Crew Wakley	86	14	2				
	Tanner Wall	86	14	2				
Total Offense (200 ranked)	Jake Retzlaff	34	7	259.5	Jaxson Dart, Ole Miss	371.3	Josh Hoover, TCU	322.7
Total Points Scored (150 ranked)	Will Ferrin	15	2	92	Ashton Jeanty, Boise St.	162	RJ Harvey, UCF	128
Total Tackles (497 ranked)	Harrison Taggart	158	18	6.3	Shaun Dolac, Buffalo	13.7	Jacob Rodriguez, Texas	10.1
	Isaiah Glasker	368	43	4.9				
Total Touchdowns (119 ranked)	LJ Martin	119	20	7	Ashton Jeanty, Boise St.	27	RJ Harvey, UCF	21
Yards per Pass Attempt (119 ranked)	Jake Retzlaff	39	6	7.87	Jaxson Dart, Ole Miss	11.44	Josh Hoover, TCU	8.55
Yards per Reception (200 ranked)	Chase Roberts	78	10	15.69	Dont'e Thornton Jr., Tennessee	25.25	Eric McAlister, TCU	22.08
	Darius Lassiter	96	14	15.16				

INDIVIDUAL BY THE NUMBERS

- 16

Sixteen different BYU players have scored touchdowns this season. The school record is 20, set in 1996.
- 100+

Chase Roberts recorded 100+ receiving yards in 2 games (108 vs. SIU, 129 at Wyoming). He has four 100-yard games in his career. Darius Lassiter had his first 100-yard game at BYU with 120 at Baylor and posted 129 against Oklahoma State.
- 19

QB Jake Retzlaff's 19 passing touchdowns ranks No. 23 nationally and 5th in the Big 12.
- 62

Jake Retzlaff's 62-yard pass to Chase Roberts at UCF was a career long for both players.
- 5

Four different players have recovered fumbles for the Cougars—Jack Kelly, Tommy Prassas, Jakob Robinson, Harrison Taggart and Ethan Slade.
- 11-20

CB Jakob Robinson recorded his second INT of the year vs. Arizona. He is No. 2 at BYU in career interceptions (since 2000). He also has 20 pass breakups after another vs. Oklahoma State, giving him 20 for his career, tied for No. 4 at BYU since 2000.
- 11


11 different Cougars have recorded interceptions, the highest number by any team in the FBS—Isaiah Glasker (2) Tanner Wall (2), Crew Wakley (2), Harrison Taggart, Jakob Robinson (3), Blake Mangelson, Marque Collins (2), Tyler Batty, Evan Johnso, Tommy Prassas and Faletau Satuala.
- 14.0

QB Jake Retzlaff is No. 30 nationally, respinsible for 14.0 points per game (passing/rushing TDs). In 13 career starts, Retzlaff has 29 total touchdowns (22 passing, 7 rushing).





## #12 | JAKE RETZLAFF | QB | 6-1 | 205 | R-JR. | CORONA, CA | RIVERSIDE CITY COLLEGE




- Parents are Steve and Max Retzlaff
- Major: Exercise Science
- Started final 4 games for BYU in 2023
- Ranked No. 1 quarterback in ESPN's Junior College 50 for 2023 and No. 46 overall
- Completed 312 of 493 passes for 4,596 yards and 44 touchdowns with an efficiency rating of 165.4 in 2022
- Also ran for 515 yards and six touchdowns in 2022
- Named All-California First-Team Offense at Riverside City College
- Posted nine games with 300+ passing yards, including six 400-yard games and two with 500+
- Threw for five or more touchdowns in six games at RCC
- Broke RCC record passing for 529 yards and six touchdowns in 59-36 win over Mt. San Jacinto (2022)
- Led RCC to California Community College State Championship game and a 12-1 record in 2022



STATS	GP	CMP	ATT	CMP%	YDS	YDS/AT	TD	INT	LNG	RTG	CAR	YDS	AVG	TD	LNG
2024	10	170	290	58.6	2,283	7.87	19	8	62	140.9	78	312	4.0	4	29
CAREER	14	233	415	56.1	2,931	7.06	22	11	62	127.7	129	428	3.3	7	29

## #27 | LJ MARTIN | RB | 6-2 | 225 | SO. | EL PASO, TX | CANUTILLO HS



- Parents are Genevieve & John Marti and has one sibling
- Led BYU with 109 carries, 518 yards and four rushing touchdowns as a true freshman (2023)
- Named to Doak Walker Preseason Watch List and Earl Campbell Tyler Rose Award Watch List (2024)
- Father, John, played basketball at Western New Mexico
- Mother, Genevieve, played softball at Western New Mexico
- Speaks Spanish
- Ran for 2,137 yards and 23 touchdowns as a senior (2022)
- Led Canutillo to Texas 5A Division II Regional Semifinal (2021)
- Rushed for 2,737 yards and 29 touchdowns, caught 15 passes for 376 yards and six touchdowns, completed two passes for 31 yards and a touchdown and returned a kickoff for a touchdown as a junior at Canutillo (2021)



STATS	GP	CAR	YDS	AVG	TD	LNG	REC	YDS	AVG	TD	LNG
2024	7	90	501	5.6	5	39	6	56	9.3	2	33
CAREER	17	199	1,019	5.1	9	55	17	101	5.9	3	33

## #7 | HINCKLEY ROPATI | RB | 5-9 | 220 | R-SR. | DOWNEY, CA | CERRITOS JUNIOR COLLEGE



- Parents are Pologa and Lina Folau Ropati
- Second of seven children
- Wife's name is Taylin, married spring 2023. Taylin played soccer at Utah Valley
- Major in Communications
- Served mission for The Church of Jesus Christ of Latter-day Saints to the Philippines
- Missed the 2023 season with injury
- Played in nine games in 2022, made one start and totaled 36 carries for 189 yards and one touchdown while hauling in six passes for 97 yards and a touchdown
- At Cerritos rushed for 647 yards on 109 carries with 10 touchdowns during the 2019 season



STATS	GP	CAR	YDS	AVG	TD	LNG	REC	YDS	AVG	TD	LNG
2024	7	65	357	5.5	1	26	4	50	12.5	1	31
CAREER	21	105	561	5.0	2	43	10	147	14.7	2	48

## #1 | KEANU HILL | TE | 6-4 | 240 | R-SR. | BEDFORD, TX | TRINITY HS




- Parents are Lloyd and Hannah
- Major: Exercise and Wellness
- Fluent in ASL
- Enters 2024 as BYU's active career leader in receptions (73), receiving yards (1,212) and receiving touchdowns (11)
- Father was an All-American at Texas Tech and played for the Chicago Bears
- Uncle Roy Williams played for Dallas Cowboys
- Recorded 36 receptions for 572 yards (15.9 per catch) and seven touchdowns as the Cougars' second-leading receiver in 2022.
- Career-high 160 receiving yards in 38-24 win over Wyoming in 2022.



STATS	GP	REC	YDS	AVG	TD	LNG
2024	10	11	102	9.3	1	20
CAREER	55	84	1,314	15.6	12	68

#2 | CHASE ROBERTS | WR | 6-4 | 210 | R-JR. | HIGHLAND, UT | AMERICAN FORK HS



- Parents are Kyle and Jessica
- Dad, Kyle, played football at BYU as a defensive back (1987, 1990-93)
- Served mission for The Church of Jesus Christ of Latter-day Saints in Calgary, Alberta (2019-21)
- Fluent in Tagalog
- Named to Athlon Sports Preseason All-Big 12 Fourth Team (2024)
- Named to East-West Shrine Bowl Watch List (2024)
- Named to Academic All-Big 12 First Team (2023)
- Led BYU with 42 receptions, 573 yards and five touchdowns last season
- Has played in 23 career games for the Cougars, starting 14



STATS	GP	REC	YDS	AVG	TD	LNG
2024	10	42	659	15.7	4	62
CAREER	33	106	1,589	15.0	12	62

#5 | DARIUS LASSITER | WR | 6-2 | 210 | R-SR. | CHANDLER, AZ | EASTERN MICHIGAN



- Mother's name is Ericka
- Father, the late Kwamie Lassiter, played football at Kansas, then for the Cardinals, Chargers and Rams in the NFL
- Brother, Kwamie II and Kwinton, both played football at Kansas
- Honorable Mention All-Big 12 honoree (2023)
- Finished third on the team with 29 receptions for 365 yards and four touchdowns in 10 games in 2023 after transferring from Eastern Michigan
- While appearing in all 13 games for Eastern Michigan in 2022, he caught 40 passes for 471 yards and four touchdowns to help the Eagles to a 9-4 season
- At Butler, Lassiter appeared in 17 games with 51 receptions, 913 yards and 13 touchdowns



STATS	GP	REC	YDS	AVG	TD	LNG
2024	9	38	576	15.2	4	57
CAREER (includes E.Mich.)	32	107	1,412	13.2	12	57

#17 | KEELAN MARION | WR | 6-0 | 195 | R-JR. | ATLANTA, GA | UCONN



- Parents are Kevin & Nicole
- Major: Geography
- Father, Kevin, played at Stanford
- UConn transfer
- Played at UConn from 2020-22
- Collegiate career-long 63-yard reception (UConn, 2021)
- In 2021, Marion started all 12 games for the Huskies as a redshirt freshman receiver, leading the team in receiving yards with 474 on 28 catches and five touchdowns
- Had 20 receptions for 216 yards in 2023 at BYU while rushing 9 times for 40 yards and 3 touchdowns
- Has two kick returns for touchdowns in 2024 (100 yards at Wyoming and 96 yards at Utah)



2024

STATS	GP	REC	YDS	AVG	TD	LNG
2024	10	16	262	16.4	1	52
CAREER (includes UConn)	39	68	1,041	15.3	7	52

#76 | CALEB ETIENNE | OL | 6-8 | 320 | R-SR. | NEW ORLEANS, LA | OKLAHOMA STATE



- Mother is Leslie Etienne
- Fiancé's name is Sataizha
- 3-year-old son, Caleb Jr.
- Major: Sociology
- Joined BYU as an Oklahoma State transfer, having started all 13 games for the Cowboys in 2022 at left tackle
- Began his college career at Fort Scott Community College in 2019
- NJCAA All-American in 2019 as a freshman at Fort Scott
- Became the No. 2-rated junior college offensive tackle by 247Sports
- Started 4 games last season at BYU, playing in all 13







CHART TOPPERS (CAREER AT BYU)

Passing Yards

1. Ty Detmer	15,031
2. Max Hall	11,365
3. John Beck	11,021
4. Jim McMahon	9,536
5. Robbie Bosco	8,400

Passing Completions

1. Ty Detmer	958
2. Max Hall	903
3. John Beck	885
4. Jim McMahon	653
5. Robbie Bosco	638

Passing Attempts

1. Ty Detmer	1,530
2. John Beck	1,418
3. Max Hall	1,382
4. Jim McMahon	1,060
5. Taysom Hill	1,049

Passing Touchdowns

1. Ty Detmer	121
2. Max Hall	94
3. Jim McMahon	84
4. John Beck	79
5. Robbie Bosco/John Walsh	66

Rushing Yards

28. Virgil Carter	1,225
31. Scott Phillips	1,157
33. Bryan Kariya	1,101
37. Eric Lane	1,062
38. LJ Martin	1,019

Rushing Attempts

22. Mark Atuaia	301
27. Todd Christensen	270
34. Kalin Hall	251
47. Zach Wilson	212
48. LJ Martin	199

Rushing Touchdowns

T31. 4 tied	13
T35. 5 tied	11
T40. 4 tied	10
T44. LJ Martin	9

Receptions

22. Gunner Romney/Neil Pau'u	123
24. Jonny Harline	121
33. Chad Lewis	111
34. Chase Roberts	106
T62. Keanu Hill	84
77. Kody Epps	73

Receiving Yards

24. Clay Brown	1,691
25. Michael Reed	1,613
26. Micah Matsuzaki	1,604
27. Chase Roberts	1,589
43. Keanu Hill	1,314

Receiving Touchdowns

T16. Four tied	15
T20. Margin Hooks, Bryce Doman	14
T22. 7 tied	13
T29. Keanu Hill	12
T29. Chase Roberts	12

NOTEABLE OFFENSIVE PLAYERS 2024 SEASON/CAREER HIGH (@BYU)

#0 KODY EPPS, WR

Rec.	3, at Wyoming/9, Arkansas (22)	Rec.	
Rec. Yds	17, twice/125, Arkansas (22)	Rec. Yds	
Rec. TD	1, at Wyoming/2, Notre Dame (22)	Rec. TD	
Long Rec.	17, SMU/53, Notre Dame (22)	Long Rec.	

#1 KEANU HILL, WR

Rec.	3, at Wyoming/6, UTU (22)	Rec.	
Rec. Yds	36, at Wyoming/160, Wyoming (22)	Rec. Yds	
Rec. TD	1, at Wyoming/3, UTU (22)	Rec. TD	
Long Rec.	20, at Wyoming/68, Wyoming (22)	Long Rec.	

#2 CHASE ROBERTS, WR

Rec.	7, SIU/8, Baylor (22)	Rec.	
Rec. Yds	129, at Wyoming/131, Cincinnati (23)	Rec. Yds	
Rec. TD	1, four times/1, 12 times	Rec. TD	
Long Rec.	62, at UCF/same	Long Rec.	

#3 GERRY BOHANON (at BYU)

Passing attempts	3, at Wyoming/same	Rec.	
Passing completions	3, at Wyoming/same	Rec. Yds	
Passing yards	27, at Wyoming/same	Rec. TD	
Passing TD	-	Long Rec.	
Long pass	14, at Wyoming/same	Rush	
Rush att	3, at Wyoming	Rush yards	
Rush yds	11, at Wyoming	Rush TD	
Rush TD	-	Long Rush	
Long rush	7, at Wyoming		

#4, MILES DAVIS, RB

Rec.	2, SMU/4, Wyoming (22)	Rec.	
Rec. Yds	26, at Baylor/30, Wyoming (22)	Rec. Yds	
Rec. TD	1, at Baylor/same	Rec. TD	
Long Rec.	26, at Baylor/same	Long Rec.	
Rush	8, at Wyoming/13, Wyoming (22)	Rush	
Rush yards	37, SMU/131 (Wyoming (22)	Rush yards	
Rush TD	-/2, North Alabama (21)	Rush TD	
Long Rush	37, SMU/70, Wyoming (2)	Long Rush	

#5 DARIUS LASSITER, WR (at BYU)

Rec.	8, at Baylor/8, twice	Rec.	
Rec. Yds	129, Oklahoma State/same	Rec. Yds	
Rec. TD	1, four times/1, eight times	Rec. TD	
Long Rec.	57, SMU/same	Long Rec.	

#7, HINCKLEY ROPATI, RB

Rec.	2, Kansas/3, Boise State (22)	Rec.	
Rec. Yds	34, Kansas/82, Boise State (22)	Rec. Yds	
Rec. TD	1, Kansas/1, twice	Rec. TD	
Long Rec.	30, Kansas/48, Boise State (22)	Long Rec.	
Rush	13 twice/16, Utah Tech (22)	Rush	
Rush yards	83, at UCF/85, Stanford (22)	Rush yards	
Rush TD	1, SIU/1, Stanford (22)	Rush TD	
Long Rush	26, Oklahoma State/43, Stanford (22)	Long Rush	

#11 PARKER KINGSTON, WR

Rec.	4, at UCF/6, WVU (23)	Rec.	
Rec. Yds	37, at UCF/57, WVU (23)	Rec. Yds	
Rec. TD	1, Arizona/1, twice	Rec. TD	
Long Rec.	36, SIU/42, TCU (23)	Long Rec.	

#12 JAKE RETZLAFF, QB (at BYU)

Passing attempts	36, at Wyoming/42, WVU (23)	Rec.	
Passing completions	22, at Wyoming/24, WVU (23)	Rec. Yds	
Passing yards	348, SIU/same	Rec. TD	
Passing TD	3, three times/same	Long Rec.	
Long pass	62, same/same		
Rush att	14, at UCF/17, Iowa State (23)		
Rush yds	81, Oklahoma State/same)		
Rush TD	1, four times/2, Oklahoma State (23)		
Long rush	29, twice/same		

#13 JOJO PHILLIPS, WR

Rec.	2, three times/same	Rec.	
Rec. Yds	70, SIU/same	Rec. Yds	
Rec. TD	1, SIU/twice	Rec. TD	
Long Rec.	57, SIU/same	Long Rec.	

#17 KEELAN MARION, WR (at BYU)

Rec.	5, Kansas/6, WVU (23)	Rec.	
Rec. Yds	61, SIU/same	Rec. Yds	
Rec. TD	1, Oklahoma State/same	Rec. TD	
Long Rec.	52, SIU/same	Long Rec.	

#21, ENOCH NAWAHINE RB

Rec.	1, Kansas State	Rec.	
Rec. Yds	1, Kansas State	Rec. Yds	
Rec. TD	-	Rec. TD	
Long Rec.	1, Kansas State	Long Rec.	
Rush	19, at Baylor	Rush	
Rush yards	51, at Baylor	Rush yards	
Rush TD	1, at SMU	Rush TD	
Long Rush	12, at Baylor	Long Rush	

#23, POKAI HAUNGA RB

Rec.	2, at Baylor	Rec.	
Rec. Yds	22, at Baylor	Rec. Yds	
Rec. TD	-	Rec. TD	
Long Rec.	13, at Baylor	Long Rec.	
Rush	7, at Baylor	Rush	
Rush yards	35, at Wyoming	Rush yards	
Rush TD	-	Rush TD	
Long Rush	12, at Wyoming	Long Rush	

#27 LJ MARTIN, RB

Rec.	3, Arizona/4, TCU (23)	Rec.	
Rec. Yds	46, Arizona/same)	Rec. Yds	
Rec. TD	1, twice/three times	Rec. TD	
Long Rec.	33, Arizona/same	Long Rec.	
Rush	20, Oklahoma State/23, Arkansas (23)	Rush	
Rush yards	120, Oklahoma State/same	Rush yards	
Rush TD	2, Oklahoma State/2, three times	Rush TD	
Long Rush	24, Oklahoma State/55, Texas Tech (23)	Long Rush	

#30, SIONE MOA RB

Rec.	3, Kansas State	Rec.	
Rec. Yds	17, Kansas State	Rec. Yds	
Rec. TD	-	Rec. TD	
Long Rec.	12, Kansas State	Long Rec.	
Rush	15, Kansas State	Rush	
Rush yards	76, Kansas State	Rush yards	
Rush TD	1, Kansas State	Rush TD	
Long Rush	24, Kansas State	Long Rush	

#80 RYNER SWANSON, TE

Rec.	2, Kansas State	Rec.	
Rec. Yds	18, at UCF	Rec. Yds	
Rec. TD	-	Rec. TD	
Long Rec.	18, at UCF	Long Rec.	

#87 ETHAN ERICKSON, TE


Rec.	-/1, three times	Rec.	
Rec. Yds	-/19, Iowa State (23)	Rec. Yds	
Rec. TD	-/1, Utah State (22)	Rec. TD	
Long Rec.	-/19, Iowa State (23)	Long Rec.	

#88 MATA'AVE TA'ASE, TE (at BYU)

Rec.	4, Kansas/same	Rec.	
Rec. Yds	42, SMU/same	Rec. Yds	
Rec. TD	1, three times/same	Rec. TD	
Long Rec.	26, SMU/same	Long Rec.	



## #92 | TYLER BATTY | DE | 6-5 | 275 | SR. | PAYSON, UT | PAYSON HS




- Parents are Peg and Layne and has two brothers and four sisters
- Married to Alaina (2021)
- Started an equine therapy nonprofit, Edward's Hands
- Served a mission for The Church of Jesus Christ of Latter-day Saints in Malaga and Madrid Spain
- Entered this season having played in 40 games, starting 32, for the Cougars (2020-23)
- Named to Preseason All-Big 12 Team (2024) and Rotary Lombardi Award Watch List (2024)
- Enters 2024 ranked 5th among active P5 players w/101 career QB pressures (Pro Football Focus)
- One of 11 FBS players named to All-State AFCA Good Works Team (2023)
- Led BYU in tackles-for-loss and quarterback hurries in each of last two seasons (22-23)
- First career pick (at any level) set up TD in win vs. then No. 13 Kansas State



STATS	GP	GS	TACKLES	SOLO	AST	TFL	SACK	FF	PDEF	INT	TD	QBH
2024	10	10	38	20	18	4.5	1.5	0	3	1	0	6
CAREER	50	42	203	109	94	31	16.5	3	3	1	0	21

## #13 | ISAIAH BAGNAH | DE | 6-4 | 245 | R-SR. | CALGARY, AB | BOISE STATE




- Parents are Tracy Thomann & Albert Bagnah
- Major: Sociology
- Business Administration degree from Boise State
- Grew up playing six different instruments (piano, trumpet, drums, bass, electric and acoustic guitar)
- Speaks French
- Played in 12 games for BYU last season, starting 8
- Posted 27 tackles in 2023
- Played in 25 games over four seasons at Boise State
- Played defensive end and linebacker at Boise State
- Recorded 59 tackles (32 solo) with 10 sacks and a forced fumble during Boise State career



STATS	GP	GS	TACKLES	SOLO	AST	TFL	SACK	FF	PDEF	INT	TD	QBH
2024	10	5	19	8	11	2	1	0	2	0	0	2
CAREER	47	21	104	52	52	16	12	2	3	0	0	3

## #94 | JOHN NELSON | DT | 6-4 | 290 | SR. | SALEM, UT | SALEM HILLS HS



- Parents are David Nelson and Amberli Gustin
- Major: Economics
- Younger brother, Jackson, joined BYU as an offensive lineman in 2024
- His mom played basketball for BYU from 1989-1994
- His dad played basketball for Boise State, while his grandpa played football for the Broncos
- His brother and sister both played college basketball, younger brother Jackson plays OL for BYU
- Named to Athlon Sports Preseason All-Big 12 Fourth Team (2024)
- Has appeared in 33 games at BYU with 11 starts
- Has played both defensive end and defensive tackle for the Cougars; now playing DT



STATS	GP	GS	TACKLES	SOLO	AST	TFL	SACK	FF	PDEF	INT	TD	QBH
2024	10	10	19	10	9	2	1	0	3	0	0	2
CAREER	43	21	65	39	26	10.5	4.5	0	7	0	0	5

## #93 | BLAKE MANGELSON | DE | 6-5 | 275 | SR. | NEPHI, UT | JUAB HS




- Parents are Michael and Angie
- Wife's name is Hannah
- Major: Family Life
- Prepped at Juab High School
- Recorded 159 tackles, including 72 solo, in 30 games for the Wasps
- Contributor each season at BYU, playing four straight years without a redshirt season
- Switched from DE to DT in 2023, played in 12 games with three starts and 27 tackles
- Bulkied up in 2024 to become key starter on the interior of BYU's defensive front
- Named to Academic All-Big 12 First Team (2023)
- Named to CSC Academic All-District Team (2023)



STATS	GP	GS	TACKLES	SOLO	AST	TFL	SACK	FF	PDEF	INT	TD	QBH
2024	10	10	35	15	20	5.5	2	0	2	1	0	2
CAREER	38	14	80	33	47	10.5	2.5	0	5	1	0	5



## #17 | JACK KELLY | LB | 6-2 | 240 | R-JR. | KEARNS, UT | WEBER STATE



- Parents are Mark and Melissa Kelly
- Major: Business Management
- Grew up competing in BMX dirt track racing, BMX dirt track champion
- Transfer from Weber State after prepping at Kearns High School
- Named to Butkus Award Watch List (2024)
- Played in 28 games for the Weber State, totaling 85 tackles, 20 tackles for loss, 16.5 sacks, five forced fumbles, two fumble recoveries, seven pass breakups and an interception
- Posted 56 total tackles including 12.0 tackles for loss last season
- Led the Big Sky Conference with 10.5 sacks in 2023
- Also led the Big Sky with four forced fumbles and two fumble recoveries last season



STATS	GP	GS	TACKLES	SOLO	AST	TFL	SACK	FF	PDEF	INT	TD	QBH
2024	10	10	39	25	14	7	4	1	1	0	0	9
CAREER	38	32	123	75	48	27	20.5	6	8	1	0	15

## #11 | HARRISON TAGGART | LB | 6-1 | 230 | R-SO. | DRAPER, UT | OREGON



- Parents are Ryan & Holly Taggart
- Major: Physiology; also speaks French
- Sister, Maddy, a hurdler for BYU track and field
- Transfer from Oregon, where he played 3 games as a true freshman in 2022 (redshirt season)
- Was a consensus top-40 linebacker as a four-star prep recruit out of Corner Canyon High School in Draper, Utah (rated among the top 300 overall players in the country at 285th by ESPN)
- Taggart helped CC Chargers to a 40-2 overall record, two state championships and a state runner-up finish as a three-year letterman
- Finished his prep career with 237 tackles (151 solo) with 22 tackles for loss, 7.5 sacks, two interceptions and two forced fumbles while averaging 7.2 tackles per game



STATS	GP	GS	TACKLES	SOLO	AST	TFL	SACK	FF	PDEF	INT	TD	QBH
2024	10	10	63	32	31	1.5	0	1	4	1	0	4
CAREER	25	14	91	46	45	2	0	1	4	1	0	5

## #16 | ISAIAH GLASKER | LB | 6-5 | 235 | R-SO. | SOUTH JORDAN, UT | BINGHAM HS




- Parents are Stephen and Melissa Glasker
- Major: Marketing
- Missionary Service: Served a full-time mission for The Church of Jesus Christ of Latter-day Saints in Montevideo, Uruguay
- Father, Stephen, played baseball at BYU and in the minor leagues (Texas Rangers)
- Mother, Melissa, played volleyball at BYU
- Sister, Torre, played volleyball at the University of Utah (2016-17) and UC Santa Barbara (2018-19)
- Sister, Naomi, played volleyball at Yavapai College (2021-22), where she transferred from Utah State Eastern (2020)
- Prepped at Bingham High School where he had a standout two-way career playing offense and defense



STATS	GP	GS	TACKLES	SOLO	AST	TFL	SACK	FF	PDEF	INT	TD	QBH
2024	10	6	49	30	19	10.5	2.5	1	6	2	1	2
CAREER	18	6	52	31	21	10.5	2.5	1	6	2	1	2

## #0 | JAKOB ROBINSON | CB/NICKEL | 5-11 | 170 | SR. | OREM, UT | UTAH STATE



- Parents are Eric and Janee and has five brothers and one sister
- Named to College Football Network Preseason All-Big 12 Second Team (2024)
- Named to Athlon Sports Preseason All-Big 12 Third Team (2024)
- Named to Phil Steele Preseason All-Big 12 Third Team (2024)
- Jim Thorpe Award Semifinalist (2023)
- Honorable Mention All-Big 12 honoree (2023)
- Two-time Thorpe Award National Defensive Back of the Week (2023)
- College Football Network Big 12 Midseason National Cornerback of the Year (2023)
- BYU's second-leading returning tackler with 59 stops in 2023
- 11 career Picks (\*2nd BYU), including 4 in 2023; 20 career PBU (\*T4th BYU) \*(official NCAA def. stats since 2000)



STATS	GP	GS	TACKLES	SOLO	AST	TFL	SACK	FF	PDEF	INT	TD	QBH
2024	10	10	32	20	12	5	0	1	7	3	0	2
CAREER	51	33	179	123	56	8.5	1	1	31	11	1	3

#2 | MARQUE COLLINS | CB | 5-11 | 175 | R-SR. | SACRAMENTO, CA | WEBER STATE




- Parents are Mark & Ricki Collins
- Prepped at Cosumnes Oaks High School
- Played in 46 games at Weber State (2018-23)
- Helped the Wildcats to three Big Sky Championships and four FCS Playoff appearances
- Career stats at Weber State included 100 tackles (70 solo), 19 pass breakups and five interceptions
- Honorable Mention All-Big Sky (2021)
- Recorded his first interception as a Cougar, and sixth of his collegiate career, with key pick to end a scoring threat in 18-15 win at SMU
- Awarded Co-Defensive Player of the Game by coaching staff for performance versus SMU



STATS	GP	GS	TACKLES	SOLO	AST	TFL	SACK	FF	PDEF	INT	TD	QBH
2024	10	9	19	12	7	1	0	0	10	2	0	1
CAREER	56	39	119	82	37	5.5	0.5	0	34	7	0	1

#28 | TANNER WALL | S | 6-1 | 200 | R-JR. | ARLINGTON, VA | YORKTOWN HS



- Parents are Ryan and Sher Wall
- Wife's name is Corinne, married May 2024
- Major: Begins BYU's MBA program Fall 2024
- Missionary Service: Served a full-time mission for The Church of Jesus Christ of Latter-day Saints in Maceio, Brazil (2018-2020)
- Fluent in Spanish and Portuguese
- Tallied 55 catches for 857 yards & 17 TDs as a senior at Yorktown HS, totaling 1,650 all-purpose yards
- Also played defense for the Patriots, with 131 tackles, 9 TFL, 2 interceptions, and 8 PBU
- 6A Liberty Conference Player of the Year
- At BYU moved from WR to DB in 2023, but suffered season-ending injury. Earned starting role in 2024



STATS	GP	GS	TACKLES	SOLO	AST	TFL	SACK	FF	PDEF	INT	TD	QBH
2024	10	10	32	19	13	0	0	0	2	2	0	0
CAREER	28	13	55	28	27	0	0	0	2	2	0	0

#7 | CREW WAKLEY | S | 6-0 | 200 | R-JR. | SANDY, UT | UTAH STATE



- Parents are Shawn & Sallianne Wakley: Married to Kimber Smith
- Major: History
- Missionary Service: served a full-time mission for The Church of Jesus Christ of Latter-day Saints in Fort Worth, Texas
- Grandfather, Ron Wakley, played running back at BYU (1967-69), led BYU in rushing in 1967
- Brother, Kale, plays football at Utah Tech
- Transfer from Utah State, played in 4 games in 2021; DNP in 2020 but was Academic All-Mountain Wes
- Tied with Jakob Robinson for BYU's second-leading returning tackler from 2023 with 59 stops a season ago
- Named to East-West Shrine Bowl Watch List (2024)



STATS	GP	GS	TACKLES	SOLO	AST	TFL	SACK	FF	PDEF	INT	TD	QBH
2024	10	8	42	30	12	1	1	0	3	2	0	0
CAREER	26	15	101	61	40	4.5	1	0	10	3	0	1

#44 | WILL FERRIN | K | 6-3 | 175 | R-JR. | KAYSVILLE, UT | BOISE STATE



- Parents are Jim & Margo
- Wife, Courtney, is an elementary school teacher; Two brothers played lacrosse at BYU
- Major: Business Management
- Missionary Service: Served a full-time mission for The Church of Jesus Christ of Latter-day Saints in Vancouver, Canada
- Named to College Football Network Preseason All-Big 12 Third Team (2024)
- Ranks 10th all-time at BYU in single-season FG% (.786, 11-14, 2023)
- Named to CSC Academic All-District Team (2023)
- Made a long of 49 yards last season (Oklahoma); 32 of 33 on PATs last year
- 11 games with multiple FGs at BYU, including 7 games this season, career-high 3 FG at UCF & at Utah



STATS	GP	FGM	FGA	PCT	LONG	PAT ATT	PAT M	PCT
2024	10	19	22	86.4%	54	35	35	100.0%
CAREER	32	30	36	83.3%	54	67	68	98.5%

## DEFENSIVE RECORDS SINCE 2000

(Only defensive statistics since 2000 are officially recognized by the NCAA)

## Individual Career Sacks

1. **30 Jan Jorgensen (2006-09)**
2. 27 Bronson Kaufusi (2012-15)
3. 26 Kyle Van Noy (2010-13)
4. 19 Brady Poppinga (2001-04)
5. 17 Corbin Kaufusi (2016-2018)
- 16 **Tyler Batty (2020-present)**

## Individual Career Forced Fumbles

1. **11 Kyle Van Noy (2010-13)**
2. 6 Andrew Rich (2008-10)
- 6 Aaron Francisco (2001-04)
3. 5 Bronson Kaufusi (2012-2015)
4. 4 Four players tied with 4

## Individual Career Fumble Recoveries

1. **7 Dayan Ghanwoloku (2016-19)**
2. 6 Jan Jorensen (2006-09)
- 6 Shawn Doman (2006-09)
4. 5 Spencer Hadley (2008, 11-13)
- 5 Fred Warner (2014-2017)

## Individual Career Interceptions

1. **13 Kai Nacua (2013-16)** *\*older brother of Puka*
2. **11 Jakob Robinson (2021-present)**
3. 10 Andrew Rich (2008-10)
4. 9 Jernaro Gifford (1999, 2001-03)

## Individual Career Pass Breakups

1. **23 Robertson Daniel (2013-14)**
- 23 **Daniel Sorensen (2008, 11-13)**
3. 21 Brian Logan (2009-10)
4. 20 Preston Hadley (2011-12)
- 20 **Jakob Robinson (2021-present)**
5. 19 Kaleb Hayes (2021-22)

## Individual Career Total Tackles

1. **330 Aaron Francisco (2001-04)**
2. 311 Max Tooley (2018-23)
3. 294 Cameron Jensen (2004-06)
4. 275 David Nixon (2003, 06-08)
5. 267 Paul Walkenhorst (2000-05)
6. 264 Fred Warner (2014-2017)

## BYU SPECIAL TEAMS BY THE NUMBERS

2TD

Keelan Marion w/96-y KO return TD at Utah is one of only 3 FBS players this year with 2 KO TDs, and first Cougar since Stacy Corley in 1989). With 100-y return at Wyo, Marion became first Cougar since Adam Hine' (99 yards) in 2014 w/KO TD. Prior 100-y return was James Dye in 1996).

50+

Kicker Will Ferrin made a career-long 54-yard field goal at Baylor and also connected on a 50-yarder vs. Southern Illinois. The prior BYU kicker to connect from 50 yards was 2020 Lou Groza finalist Jake Oldroyd hitting 3 50+ in 2020, w/career-best 54. Owen Pochman holds the school record of 56 yards (2000, vs. UNM).

70

Ray Guy Award Watchlist punter Sam Vander Haar (Melbourne, Australia) flipped the field with a career-long 70-yarder to the Baylor 3-yard line in BYU's win over the Bears. He also ran 22 yards on a fake punt to convert 4th-&-10, which led to points. On the year he is averaging 42.9 yards on 28 punts with 13 inside the 20.

90+

Punt returner Parker Kingston returned K-State's only punt for a 90-yard TD, BYU's first punt return TD since JD Falslev's 71-yd score vs. Middle Tennessee in 2013. Kingston covered some 137 yards, retreating after a mishandled catch, going from one sideline to the other, before racing for the score.

## NOTEABLE DEFENSIVE PLAYERS 2023 GAMES/STARTS/SEASON/CAREER HIGH (@BYU)

## DEFENSE

## #0 JAKOB ROBINSON DB

Tackles 8, vs. K-St./10, TTU, at Ark. (23)  
Solo 4, vs. K-St./8, TTU (23)  
Assisted 4, K-St./6, at Arkansas (23)  
TFL 2, at SMU/same  
QBH 1, at Baylor/same (SUU (23)  
PBU 3, at WYO/same, also vs. Oklahoma (23)  
INT 1, at Utah, Ariz., SIU/2, twice  
FR 1, at SMU/same  
FF 1, K-State/same

## #1 MICAH HARPER S

Tackles 5, K-St./10, Utah State '22  
Solo 2, K-St./5, Utah State '22  
Assisted 3, K-St. / 5, Utah State, '22  
TFL - /1.5 WYO, '22  
PBU 1, K-St./same (6 times)  
FF - / 1 (twice in '22)  
FR - / 1 (22)

## #2 MARQUE COLLINS CB (AT BYU)

Tackles 4, OKST, at Baylor  
Solo 3, OKST, at Baylor  
Assisted 2, at Utah  
TFL 1, at Utah  
Sack -  
QBH 1, Arizona  
INT 1, vs. Kansas, at SMU  
PBU 2, at Utah, SIU

## #3 RAIDER DAMUNI S

Tackles 4, at Utah, at WYO/5, Cincy, '23  
Solo 4, at WYO/SAME  
Assisted 4 at Utah/ same (at WVU, '23)  
Forced Fumble -/1, OkSt, '23  
PBU -, / 1, WVU, '23

## #7 CREW WAKLEY S

Tackles 7, K-St./11, TTU ('23)  
Solo 6, K-St./same  
Assisted 2, Kansas, at Utah, Ariz., at SMU/6, at Texas, TTU ('23)  
TFL 1, at Baylor/1.5, at Texas ('23)  
Sack 1, at Baylor /same  
Fumble recovery -  
INT 1, at Utah, at Baylor/ same (also Texas ('23)  
PBU 1, at UCF, Iowa St./ same at WVU, at Texas, TTU ('23)

## #11 HARRISON TAGGART LB

Tackles 11, OKST/same  
Solo 6, OKST, Ariz./ same  
Assisted 7, K-St./same  
TFL 1, at WYO/ same  
FF 1, at SMU/same  
FR 1, Arizona/same  
PBU 1, at SMU, SIU/same  
INT 1, K-St./same  
QBH 2, at SMU/same

## #13 ISAIAH BAGNAH, DE (at BYU)

Tackles 4, K-St./7, Cincy (23)  
Solo 2, at UCF, at WYO/3, at TCU, vs. Cincy (23)  
Assisted 3, K-St./6, at Arkansas (23)  
TFL 1.5, SIU/same  
Sack 1, SIU/same also 1, at Texas (23)  
QBH 1, Ariz., at SMU/ same (also, Sam Houston (23)  
PBU 1 OKST, Ariz./same, at TCU (23)  
FF 1, at Texas (23)  
FR 1, at Texas (23)

## #16 ISAIAH GLASKER LB

Tackles 8, OKST/ same  
Solo 5, Arizona/ same  
Assisted 5, at Utah/ same  
TFL 2, Arizona/ same  
Sack 1, Arizona, at WYO/ same  
PBU 1, Kan, at UCF, at SMU/same  
INT 1, at UCF, Arizona/same

## #17 JACK KELLY LB (AT BYU)

Tackles 7, at Utah/same  
Solo 4, Kansas/same  
Assisted 4, at Utah/same  
TFL 2, K-St./same  
Sack 1, OKST, K-St., at WYO, at SMU/same  
QBH 3, at SMU/same  
FF 1, K-St./same  
PBU 1, at Baylor/same

## #21 EVAN JOHNSON

3, at SMU, v.SIU/same  
Solo 2, 3 times/same  
Assisted 1, 2 times/same 4 times  
INT 1, at WYO/same  
PBU 1, Arizona / same, (also USU, '22  
QBH 1, at UCF/same

## #25 TALAN ALFREY S

3, at WYO, at SMU/10, twice  
Solo 3, at SMU/7, Oklahoma (23)  
Assisted 2, at WYO/5, USU (22)  
Fumble recovery -/1, USU (22)  
INT -/1, at Liberty (22)  
PBU -/1, twice (22)

## #26 ETHAN SLADE S

3, OKST/8, three times  
Solo 3, OKST/7, at TCU (23)  
Assisted 2, SIU/5, at Arkansas (23)  
TFL 1, vs. SH (23)  
Fumble recovery 1, at Utah/same  
INT 1, TTU (23)  
PBU 1, TTU (23)

## #28 TANNER WALL

5, at SMU/6, at Ark, Kan '23  
Solo 4, K-St./same  
Assisted 3, Arizona/5, at ARK, '23  
INT 1, OKST, Arizona/same

## #54 SIALE ESERA LB

2, SIU/8 at Texas (23)  
Solo 1, at Baylor/2, three times (23)  
Assisted 2, SIU/8 at Texas (23)  
TFL -/1, at Texas (23)  
QBH 1, Arizona /same

## #59 LOGAN LUTUI DE

3, at WYO/4, at Ore. (22)  
Solo 1, 5 times, last Kansas/2, v. Okla (23)  
Assisted 2, at WYO/3 at Ore., (22)  
TFL 1, Kansas, SIU/ same  
PBU 2, at Baylor/ same  
QBH 2, Arizona /same

## #92 TYLER BATTY DE

8, Kansas/9, TTU, at Arkansas (23)  
Solo 4, Ariz., at Baylor/6, TTU (23)  
Assisted 6, Kansas/same  
Sack 1, at Baylor/ 3, LA Tech ('20)  
TFL 1.5, Kansas/3, LA Tech ('20)  
QBH 2, K-St./same (3 times)  
F. Fumble -/1, three times  
FR -/1, twice  
INT 1, K-St./same  
PBU 1, Kansas, at SMU/same

## #93 BLAKE MANGELSON DT

Tackles 7, at SMU/same (also, at Texas (23)  
Solo 4, at Baylor/same  
Assisted 5, at SMU/same, (also, at Texas (23)  
TFL 2.5, at SMU/same  
Sack 1, at UCF, at SMU/same  
QBH 1, at SMU, SIU/same  
Fumble recovery -  
INT 1, at Baylor/same  
PBU 1, at UCF/same (3 times)

## #94 JOHN NELSON DT

5 at Utah/same (3 times)  
Solo 3, at Utah, at Baylor/4, twice  
Assisted 3, K-St./same  
Sack -/1, three times  
TFL 1, at Utah/same (7 times)  
QBH 1, Kansas, at SMU/2, Arkansas (22)  
PBU 1, Kan, OKST, at Baylor/2 at TCU (23)

## #99 JOSH SINGH DT

3, Ariz., at SMU/same  
Solo 1, Ariz., at SMU/2, at TCU (23)  
Assisted 2, at Utah, Ariz., at SMU/same  
TFL 1, Ariz. /same, also v. Texas Tech (23)

## SPECIALISTS

## #11 PARKER KINGSTON KR

Kick Returns -/3, SUU (23)  
Kick Ret.Yards -/87, SUU (23)  
Long Kick Ret -/41, SUU (23)  
Punt Returns 3, at Utah/same (also, Oklahoma (23)  
Punt Ret. Yrds 90, K-St./same  
Long Punt Ret 90, K-St./same  
Punt Return for TD 90/K-St./same

## #17 KEELAN MARION KR

Kick Returns 3, at Utah, at SMU/5, at Texas (23)  
Kick Ret.Yards 131, 3 returns, at Utah/same  
Long Kick Ret 100, at WYO/same  
Kick Return for TD twice...96 at Utah, 100, at WYO/same

## #44 WILL FERRIN K

FGM 3, at Utah, at UCF/same  
FGA 3, at Utah, at UCF, at Baylor, SIU/same  
Long FG 54, at Baylor/same  
PATM 5, Ariz., K-St./SIU/same (6 times)  
PATA 5, Ariz., K-St., SIU/6, SUU (23)

## CRAZY GOOD SPECIAL TEAMS PLAY

**Kicker Will Ferrin was named the Big 12 Special Teams Co-Player of the Week** for his performance in BYU's 37-24 win at UCF. Ferrin was perfect on the day, going 3-3 on field goal attempts with kicks of 36, 37 and 41 yards. He also converted all four extra-point kicks, accounting for 13 points. His three field goals was a new single-game best. **In addition, Ferrin along with holder Sam Vander Haar and deep snapper Dalton Riggs was honored with the Pop-Tarts Crazy Good Play of the Week** for their double snap fake field goal late in the first quarter of the UCF game. The play eventually led to a field goal that gave BYU a 10-0 lead.



# KALANI SITAKE - HEAD COACH

**YEARS AT BYU:** 9th year at BYU (70-42) **YEARS OVERALL:** 9th year as head coach, 24 years in coaching



Kalani Sitake (kah-lah-nee see-tah-kay) is in his ninth season overseeing the BYU football program in 2024.

In his 24rd overall season as a coach, Sitake leads the program he once played for under legendary Hall of Fame coach LaVell Edwards. A former Cougar running back (1994, 1997-2000), Sitake is the 14th head coach in BYU history and just the fourth since 1972, when Edwards took over the program. Sitake is the first former player under Edwards to be named head coach at BYU.

With a **career record of 70-42 (.625)**, Sitake and his program moved from the ranks of FBS independents to join the Big 12 Conference in 2023 and look to take another step forward in 2024 in year two of the league. **Off to an 9-1 start in 2024, Sitake has helped his teams achieve a combined 43-17 (.717) record in the last five seasons.**

During his tenure in independence, Sitake helped the Cougars achieve notable wins over Arkansas, Baylor, Wisconsin, Michigan State, Mississippi State, Tennessee, USC, Utah, Arizona, Arizona State, Washington State and Boise State, among others. He has also championed BYU's Built4Life career development and NIL program. Built4Life is designed to support BYU student-athletes in developing critical life skills, facilitating professional development opportunities and connecting classroom learning directly to relevant employment opportunities.

During his coaching career, Sitake has helped his teams to 14 bowl games. Sitake has been on the winning side 11 times in bowl appearances, including a 4-2 mark as a head coach.

Named BYU's head coach on December 19, 2015, Sitake returned to his alma mater from Oregon State, where he served as assistant head coach and defensive coordinator in 2015 under head coach Gary Andersen. Sitake took the helm at BYU after 15 years in the college coaching profession, which included seven seasons serving as a defensive coordinator and four years as an assistant head coach.

Prior to Oregon State, Sitake spent 10 seasons at the University of Utah under head coach Kyle Whittingham, also a former Cougar. Sitake started at Utah in 2005 as the linebackers coach and was promoted to defensive coordinator in 2009 before also being named assistant head coach in 2012. While at Utah, Sitake coached several Pac-12 and Mountain West Conference honorees, including Morris Trophy winners Star Lotulelei (2011) and Nate Orchard (2014).

During his career, Sitake has helped mentor 33 NFL Draft picks, including 13 Cougars since taking over the program. Last year's draft saw left tackle Kingsley Suamataia selected by the Kansas City Chiefs. In 2023, three Cougars drafted included Blake Freeland (4th round), Jaren Hall (5th round) and Puka Nacua (5th round). Nacua earned All-Pro status while finishing as the Offensive Rookie of the Year runner-up after a record-breaking first season in the league. In 2022, RB Tyler Allgeier went to the Atlanta Falcons, where he set a Falcon's rushing record for a rookie with a 1,000-yard season. Allgeier followed the footsteps of other recent Cougar draft picks under Sitake, such as No. 2 overall pick Zach Wilson and offensive tackle Brady Christensen among five players drafted in the 2021, linebackers Sione Takitaki and Fred Warner in 2019 and 2018 and running back Jamaal Williams in 2017. Among their many accomplishments, Williams, BYU's all-time rushing leader, also rushed for more than 1,000 yards in 2022 while leading the NFL in rushing touchdowns, while Warner again earned All-Pro honors being widely regarded as one of the top linebackers in the NFL.

Sitake began his coaching career in 2001 as the defensive backs and special teams coach at Eastern Arizona before becoming a defensive graduate assistant at BYU in 2002 under Gary Crowton. Sitake then joined the staff at Southern Utah where he coached running backs, tight ends and offensive line during the 2003 and 2004 seasons.

He began his BYU playing career in 1994 prior to serving a two-year mission for The Church of Jesus Christ of Latter-day Saints to Oakland, California. After returning and redshirting in 1997, Sitake was a three-year starter at fullback for the Cougars from 1998-2000 under Edwards. A team captain as a senior, Sitake's last game as a player was also the last game coached by the legendary Edwards, who was a great mentor for Sitake.

Born in Nuku'alofa, Tonga, and raised in Laie, Hawai'i and Provo, Utah, Sitake is the nation's first FBS head football coach of Tongan descent. He graduated from BYU in 2000 with a bachelor's degree in English. Sitake and his wife Timberly have four children.

**kah-lah-nee  
see-tah-kay**



## NOTABLES

- 33 NFL Draft picks
- 14 bowl games
- 7 Freshman All-Americans

## NFL DRAFT PICKS

- Zach Wilson (1st Rd (2nd overall, New York)
- Star Lotulelei (1st Rd, Carolina)
- Kingsley Suamataia (2nd Rd, Kansas City)
- Koa Misi (2nd Rd, Miami)
- Eric Rowe (2nd Rd, Philadelphia)
- Nate Orchard (2nd Rd, Cleveland)
- Paul Kruger (2nd Rd, Baltimore)
- Sean Smith (2nd Rd, Miami)
- Eric Weddle (2nd Rd, San Diego)
- Brady Christensen (3rd Rd, Carolina)
- Fred Warner (3rd Rd, San Francisco)
- Jeremiah Poutasi (3rd Rd, Tennessee)
- Sione Takitaki (3rd Rd, Cleveland)
- Jamaal Williams (4th Rd, Green Bay)
- Keith McGill (4th Rd, Oakland)
- Paul Soliai (4th Rd, Miami)
- Blake Freeland (4th Rd, Indianapolis)
- Jaren Hall (5th Rd, Minnesota)
- Puka Nacua (5th Rd, LA Rams)
- Tyler Allgeier (5th Rd, Atlanta)
- Treston Decoud (5th Rd, Houston)
- Robert Johnson (5th Rd, Tennessee)
- Stevenson Sylvester (5th Rd, Pittsburgh)
- Brandon Burton (5th Rd, Minnesota)
- Spencer Toone (5th Rd, Tennessee)
- Brice McCain (6th Rd, Houston)
- Kaelin Clay (6th Rd, Tampa Bay)
- Khyiris Tonga (7th Rd, Chicago)
- Chris Wilcox (7th Rd, Tampa Bay)
- Dax Milne (7th Rd, Washington)
- R.J... Stanford (7th Rd, Carolina)
- Joe Kruger (7th Rd, Philadelphia)
- Trevor Reilly (7th Rd, New York Jets)

## PLAYING CAREER

- 1994, 1997-2000 BYU fullback
- Team captain 2000
- Signed with Cincinnati Bengals in 2001

## EDUCATION/FAMILY

- Bachelor of Arts - English (2000)
- Married to Timberly Fiddle
- 4 children: Skye, Sadie, Kelaokalani, Sylvia
- Birthplace: Nuku'alofa, Tonga

## SITAKE COACHING EXPERIENCE

2016–	BYU	Head Coach
2015	Oregon State	Assistant HC/DC
2012-14	Utah	Assistant HC/DC/LB
2009-12	Utah	Def. Coordinator/LB
2005-08	Utah	Linebackers
2004	Southern Utah	Offensive Line/TE
2003	Southern Utah	Running Backs/TE
2002	BYU	GA-Defense
2001	Eastern Arizona	DB/Sp. Teams



# Coaches and Support Staff

Athletic Director . . . . . Tom Holmoe  
 Head Coach . . . . . Kalani Sitake  
 Associate HC/DC/Safeties . . . . . Jay Hill **(Box)**  
 OC/Quarterbacks . . . . . Aaron Roderick **(Box)**  
 Passing Game Coordinator/WR . . . . . Fesi Sitake  
 Special Teams Coordinator/DE . . . . . Kelly Poppinga  
 Offensive Line/Run Game Coord. . . . . TJ Woods  
 Linebackers . . . . . Justin Ena **(Box)**  
 Tight Ends . . . . . Kevin Gilbride  
 Cornerbacks . . . . . Jernaro Gilford  
 Defensive Tackles . . . . . Sione Po'uha  
 Running Backs . . . . . Harvey Unga  
 Senior Analyst . . . . . Chad Kauha'aha'a  
 Offensive Analyst . . . . . Tyson McDaniel  
 Offensive Analyst . . . . . Matt Mitchell  
 Offensive Analyst . . . . . Al Pupunu  
 Offensive Analyst . . . . . Raelon Singleton  
 Defensive Analyst . . . . . Randy Coy, Jr.  
 Defensive Analyst . . . . . Gavin Fowler  
 Offensive Grad Assistant . . . . . Brandon Kipper  
 Offensive Grad Assistant . . . . . Karter Shaw  
 Defensive Grad Assistant . . . . . Wesley Johnson  
 Defensive Grad Assistant . . . . . Hayden Livingston  
 Assistant AD for Health & Performance . . . . . Coleby Clawson  
 Director of Sports Science . . . . . Skyler Mayne  
 Director of Strength & Conditioning . . . . . Ryan Phillis  
 Associate Director of S & C . . . . . Tanner Maher  
 Strength & Conditioning Coach . . . . . Christian Tupou  
 Strength & Conditioning Coach . . . . . Zach Shaw  
 Strength & Conditioning Coach . . . . . Tim Ismail  
 Director of Rehabilitation . . . . . Terrance Motley  
 Director of Nutrition . . . . . Dan Wilcox  
 Director of Football Mental Health . . . . . Braden Brown  
 Director of Football Athletic Training . . . . . Brett Mortensen  
 Asst. Dir. Football Athletic Training . . . . . Jackie Knight  
 Football Athletic Trainer . . . . . TJ Bass  
 Football Athletic Trainer . . . . . Paul Webb  
 Chief of Staff . . . . . Jon Swift  
 Director of Player Personnel . . . . . Justin Anderson  
 Director of Player Development . . . . . Mike Hall  
 Director of Recruiting . . . . . Brandon Bradley  
 Director of On-Campus Recruiting . . . . . Annie Barham  
 Director of Alumni Relations . . . . . Jack Damuni  
 Director of Scouting . . . . . Vince Feula  
 Director of Equipment Operations . . . . . Josh Hewitt  
 Football Equipment Manager . . . . . Josh Weier  
 Director of Compliance for Football . . . . . Kurt Hunsaker  
 Director of FB Video & Technology . . . . . Brayden Woodall  
 Operations Assistant . . . . . Clay Aucoin  
 Executive Assistant to HC . . . . . Christiana Roberts



**KALANI SITAKE**  
Head Coach  
BYU, 2000



**JAY HILL**  
Associate HC/DC/S  
(BOX) Utah, 2000




**AARON RODERICK**  
OC/QB  
(BOX) BYU, 1998



**FESI SITAKE**  
PGC/WR  
Southern Utah, 2011



**KELLY POPPINGA**  
Special Teams/DE  
BYU, 2007



**TJ WOODS**  
OL/RGC  
Azusa Pacific, 2002



**JUSTIN ENA**  
LB  
(BOX) BYU, 2001



**KEVIN GILBRIDE**  
TE  
Hawaii, 2003



**JERNARO GILFORD**  
CB  
BYU, 2004



**SIONE PO'UHA**  
DT  
Utah, 2016



**HARVEY UNGA**  
RB  
BYU, 2012



## TEAM OFFENSE

### SCORED 70 POINTS OR MORE:

BYU: 2015, vs. Wagner (W, 70-6)  
Opp: 2001, vs. Hawai'i (L, 72-45)

### SCORED 60-69 POINTS:

BYU: 2021, vs. Virginia (W, 66-49)  
Opp: 2001, Hawai'i (L, 72-45)

### SCORED 50-59 POINTS:

BYU: 2022, vs. Utah Tech (W, 52-26)  
Opp: 2022, Arkansas (L, 52-35)

### SCORED 30+ POINTS IN UNDER 8 MINUTES:

BYU: 2024, 31 pts in 6:25, vs. K-State (W, 38-9)

### SCORED DOUBLE-DIGITS EVERY QUARTER:

BYU: 2020, 14, 28, 14, 10 vs. North Alabama (W, 66-14)  
Opp: 2007, 14, 17, 14, 10 at Tulsa (L, 47-55)

### TOUCHDOWNS ON THE FIRST TWO DRIVES:

BYU: 2024, at Baylor (W, 34-28)  
Opp: 2023, at West Virginia (L, 37-7)

### TOUCHDOWNS ON FIRST MULTIPLE DRIVES:

BYU: 2020, vs. North Alabama (W, 66-14)—on first 6 drives  
BYU: 2021, vs. Idaho State (W, 59-14)—on first 5 drives  
BYU: 2024, at Baylor (W, 34-28)—on first 4 drives  
BYU: 2022, at. USF (W 50-21)—on first 3 drives

### TOUCHDOWNS EACH DRIVE OF 1ST HALF:

BYU: 2020, vs. North Alabama (W 66-14)

### TOUCHDOWN DRIVE OF 95+ YARDS:

BYU: 2024, 95 yards, at Utah (W, 22-21)  
BYU: 2024, 99 yards, vs. Arizona (W, 41-19)

### DID NOT SCORE A TOUCHDOWN:

BYU: 2023, at No. 7 Texas (L, 35-6)  
Opp: 2024, No. 13 K-State (W, 38-9) & at SMU (W, 18-15)

### TOTAL OFFENSE 700 YARDS OR MORE:

BYU: 2021, 734, Virginia (W, 66-49)

### TOTAL OFFENSE 600 YARDS OR MORE:

BYU: 2022, 676, vs. Utah Tech (W, 52-26)  
Opp: 2022, 644, Arkansas (L, 52-35)

### TOTAL OFFENSE 500-599 YARDS:

BYU: 2024, 527, vs. SIU (W, 41-13)  
Opp: 2023, 503, Oklahoma State (L 40-34)

### TOTAL OFFENSE 200 YARDS OR LESS:

BYU: 2018, 194, at Washington (L, 35-7)  
Opp: 2020, 185 vs. Sam Houston

### PASSING 500 YARDS OR MORE:

BYU: 2007, 537 at Tulsa (L, 47-55)  
Opp: 2016, 505 vs. Toledo (W, 55-53)

### PASSING 400-499 YARDS:

BYU: 2022, 456, vs. Utah Tech (W, 52-26)  
Opp: 2023, 447, at TCU (L, 44-11)

### PASSING 300-399 YARDS:

BYU: 2024, 318, at Wyoming (W, 34-14)  
Opp: 2024, 324, at Baylor (W, 34-28)

### PASSING 51-100 YARDS:

BYU: 2016, 96 vs. Wyoming (W, 24-21)  
Opp: 2019, 72 at USF (L, 27-23)

### PASSING 50 YARDS OR LESS:

BYU: 2022, 47, vs. SMU (W 24-23)  
Opp: 2020, 30 at Navy (W, 55-3)

### PASSING 10 COMPLETIONS OR LESS:

BYU: 2022, 7, vs. SMU (W 24-23)  
Opp: 2020, 4 at Navy (W, 55-3)

### PASSING 6 TOUCHDOWNS OR MORE:

BYU: 2012, 6 at New Mexico State (W, 50-14)

### PASSING 5 TOUCHDOWNS:

BYU: 2022, 5, vs. Utah Tech (W, 52-26)  
Opp: 2022, 5 Arkansas (L, 52-35)

### PASSING 4 TOUCHDOWNS:

BYU: 2023, 4 vs. SUU (W, 41-16)  
BYU: 2023, 4 at TCU (L, 44-11)

### RUSHING 300 YARDS OR MORE:

BYU: 2022, 314, at USF (W, 50-21)  
Opp: 2023, 336, at West Virginia (L, 37-7)

### RUSHING 250-299 YARDS:

BYU: 2024, 252 at UCF (W, 37-24)  
BYU: 2024, 255 vs. OKST (W, 38-35)  
Opp: 2024, 269 vs. OKST (W, 38-35)

### RUSHING 200-249 YARDS:

BYU: 2023, 217, vs. No. 14 Oklahoma (L, 31-24)  
Opp: 2024, 228, vs. K-State (W, 38-9)

### RUSHING 51-100 YARDS:

BYU: 2024, 92 vs. K-State (W, 38-9)  
Opp: 2024, 73 vs. Kansas (L, 17-13)  
Opp: 2024, 63 at Baylor (W, 34-28)

### RUSHING 50 YARDS OR LESS:

BYU: 2023, 9, at Kansas (L, 38-27)  
Opp: 2023, 38, vs. Sam Houston (W 14-0)

### RUSHING ZERO YARDS OR LESS:

BYU: 2017, minus-5 vs. LSU (L, 27-0)  
Opp: 2012, minus-5 vs. WSU (W, 30-6)

### RUSHING 60 ATTEMPTS OR MORE:

BYU: 2014, 62 vs Houston (W, 33-25)  
Opp: 2010, 65 at Air Force (L, 14-35)

### RUSHING 50-59 ATTEMPTS:

BYU: 2024, 52 at UCF (W, 37-24)  
Opp: 2022, 50, vs. SMU (W 24-23)

### RUSHING 4 TOUCHDOWNS OR MORE:

BYU: 2021, 6 vs. Virginia (W, 66-49)  
BYU: 2020, 4 vs. LA Tech (W, 45-14)  
Opp: 2023, 4 at Oklahoma State (L 40-34)

### FIRST DOWNS 30 OR MORE:

BYU: 2022, 30, vs. Utah Tech (W, 52-26)  
BYU: 2021, 36 vs. Virginia (W, 66-49)  
Opp: 2023, 30 at West Virginia (L, 37-7)

### FIRST DOWNS 10 OR LESS:

BYU: 2018, 7 at Washington (L, 35-7)  
Opp: 2020, 10, Idaho State (W, 59-14)

### THIRD-DOWN CONVERSION 70-74%:

BYU: 2011, 71% (10/14) vs. New Mexico St (W, 42-7)  
Opp: 2005, 78% (7/9) at Wyoming (W, 35-21)

### THIRD-DOWN CONVERSION 75-79%:

BYU: 2011, 79% (11/14) at Oregon State (W, 38-28)  
Opp: 2018, 75% (9/12) at Washington (L, 35-7)

### THIRD-DOWN CONVERSION 80% OR MORE:

BYU: 2015, 89% vs. Wagner (W, 70-6)  
Opp: 2022, 80% (12-15) Arkansas (L, 52-35)

### THIRD-DOWN CONVERSION 90% OR MORE:

BYU: 2010, 92% (12/13) vs. Colorado State (W, 49-10)

## INDIVIDUAL OFFENSE

### ALL-PURPOSE 200-299 YARDS:

BYU: 2021, T. Allgeier, 204, vs. UAB (Bowl) (L, 23-17)  
Opp: 2022, D. Hunter 244, Liberty (L, 41-14)

### ALL-PURPOSE 300 YARDS OR MORE:

BYU: 2007, A. Collie 366 at Tulsa (L, 47-55)

### ALL-PURPOSE 3 PLAYERS 100 YARDS OR MORE:

BYU: 2022, C.Brooks, 147; K. Hill, 137; H. Nyberg, 113, Utah Tech (W, 52-26)  
BYU: 2021, T. Allgeier 291, P.Nacua 135, S.Nacua 114 vs. Virginia (W, 66-49)  
Opp: 2023, O/ Gordon, 176, B. Presley 136, L. Johnson 132 at Ok. St. (L 40-34)

### ALL-PURPOSE 2 PLAYERS 100 YARDS OR MORE:

BYU: 2024, at Utah, K.Marion, 162, C.Roberts, 100 (W, 22-21)  
BYU: 2024, OKST, D.Lassiter, 129, LJ Martin, 120 (W, 38-35)  
BYU: 2024, at Wyoming, C.Roberts, 129, K.Marion, 127 (W, 34-14)  
Opp: 2024, at UCF, RJ Harvey, 137, J.Jones, 116 (W, 37-24)

### TOUCHDOWNS SCORED 4 OR MORE IN QUARTER:

BYU: 1952, D. Felt (4 rushing) at San Jose State (L, 44-27) NCAA Record

### TOUCHDOWNS SCORED 3 IN QUARTER:

BYU: 2022, K. Hill (3 receiving, 2Q) vs. Utah Tech (W, 52-26)

### TOUCHDOWNS SCORED 4 OR MORE IN A HALF:

BYU: 2010, L. Ashworth (4 receiving) at CSU (W, 49-10)\*

### TOUCHDOWNS SCORED 3 IN A HALF:

BYU: 2022, K. Hill (3 receiving, 1st Half) vs. Utah Tech (W, 52-26)  
Opp: 2023, O. Gordon (3 rushing, 2nd half) at Oklahoma St. (L 40-34)

## INDIVIDUAL PASSING

### PASSING 600 YARDS OR MORE:

BYU: 1993, J. Walsh 619 at Utah State (L, 56-58)  
Opp: Never

### PASSING 500-599 YARDS:

BYU: 2007, M. Hall 537 at Tulsa (L, 55-47)  
Opp: 2016, L. Woodside 505 vs. Toledo (W, 55-53)

### PASSING 400-499 YARDS:

BYU: 2022, J. Hall, 456, vs. Utah Tech (W, 52-26)  
Opp: 2019, C. McDonald 493 vs. Hawai'i (L, 38-34)

### PASSING NO TOUCHDOWNS:

BYU: 2023, J. Retzlaff, at Oklahoma State (L, 40-34)  
Opp: 2024, J. Daniels vs. Kansas (L, 17-13)

### PASSING 25-29 COMPLETIONS:

BYU: 2022, J. Hall 29, at Boise State (W, 31-28)  
Opp: 2024, N. Fafita, 26, vs. Arizona (W, 41-19)

### PASSING 30-39 COMPLETIONS:

BYU: 2023, K. Slovis, 30, at Kansas (L, 38-27)  
Opp: 2023, A. Bowman, 31 at Oklahoma State (L 40-34)

### PASSING 40-49 COMPLETIONS:

BYU: 2005, J. Beck 41 vs. Boston College (L, 3-20)

### PASSING 50-59 ATTEMPTS:

BYU: 2023, K. Slovis 51 at Kansas (L, 38-27)  
BYU: 2015, T. Mangum 53 vs. UConn (W, 30-13)  
Opp: 2024, N. Fafita, 52, vs. Arizona (W, 41-19)

### PASSING 60 ATTEMPTS OR MORE:

BYU: 2014, C. Stewart 63 vs. NEV (L, 42-35)

### PASSING 7 TOUCHDOWNS OR MORE:

BYU: 2008, M. Hall 7 vs. UCLA (W, 59-0)

### PASSING 6 TOUCHDOWNS:

BYU: 2012, J. Lark 6 at New Mexico State (W, 50-14)

### PASSING 5 TOUCHDOWNS:

BYU: 2022, J. Hall, vs. Utah Tech (W, 52-26)  
BYU: 2014, C. Stewart, at California (W, 42-35)  
Opp: 2022, KJ Jefferson, Arkansas (L, 52-35)

### PASSING 4 TOUCHDOWNS:

BYU: 2023, K. Slovis vs. SUU (W, 41-16)  
BYU: 2022, J. Hall vs. Wyoming (W, 38-24)  
Opp: 2023, J. Hoover at TCU (L, 44-11)

### PASSING 3 TOUCHDOWNS:

BYU: 2024, J. Retzlaff at Baylor (W, 34-28)  
Opp: 2024, S. Robertson at Baylor (W, 34-28)

### NON-QB PASSING TOUCHDOWN:

BYU: 2024, P.Kingston 33 yards to LJ Martin vs. Arizona (W, 41-19)  
BYU: 2023, P.Kingston 26 yards to I. Rex vs. Iowa State (L, 45-13)  
BYU: 2022, P.Kingston 37 yards to D. Smith at Arkansas (W, 38-31)  
BYU: 2023, C.Roberts 22 yards to J.Hall vs. No. 9 Baylor (W, 26-20)  
BYU: 2019, M. Simon 44-yards to M. Bushman vs. Liberty (W, 31-24)

## INDIVIDUAL RECEIVING

### RECEIVING 150-199 YARDS:

BYU: 2022, P. Nacua 157 at Boise State (W, 31-28)  
Opp: 2019, J. Ward 159 vs. Hawai'i (L, 38-34)

### RECEIVING 200 YARDS OR MORE:

BYU: 2008, D. Pitta 213 vs. Northern Iowa (W, 41-17)

### RECEIVING 10-14 RECEPTIONS:

BYU: 2022, P. Nacua, 14 (for 157), at Boise State (W, 31-28)  
Opp: 2022, J. Hobert, 11 (for 100), Utah Tech (W, 52-26)  
Opp: 2022, M. Mayer, 11 (for 118), Notre Dame (L, 28-20)

### RECEIVING 15 RECEPTIONS OR MORE:

BYU: 2014, M. Mathews 16 vs. NEV (L, 42-35)

### 10 or MORE RECEIVERS WITH AT LEAST 1 CATCH:

BYU: 2024, 10 vs. SIU, (W, 41-13)  
BYU: 2022, 10 at Oregon (L, 41-20)  
Opp: 2024, 10, vs. Arizona (W, 41-19)

### RECEIVING 3 TOUCHDOWNS:

BYU: 2022, K. Hill, vs. Utah Tech (W, 52-26)  
BYU: 2020, D. Milne at Houston (W, 43-26)  
Opp: 2022, M. Landers, Arkansas (L, 52-35)

### RECEIVING 4 TOUCHDOWNS OR MORE:

BYU: 2012, C. Hoffman 5 at New Mexico State (W, 50-14)

### RECEIVING 50-69 YARD TOUCHDOWN:

BYU: 2024, 62, C. Roberts, at UCF (W, 37-24)  
BYU: 2024, 57, JJ Phillips, vs. SIU (W, 41-13)  
Opp: 2023, J. Noel 66 yards from R. Becht vs. Iowa State (L, 45-13)

### RECEIVING 70-79 YARD TOUCHDOWN:

BYU: 2020, D. Milne 78 at Houston (W, 43-26)  
Opp: 2023, X. White, 72, Texas Tech (W, 27-14)

### RECEIVING 80-YARD or more TOUCHDOWN:

BYU: 2015, M. Juergens 84 vs. Boise State (W, 35-24)  
Opp: 2022, D. Osborne, 80, Utah Tech (W, 52-26)

### RECEIVING THREE 100-YARD RECEIVERS:

BYU: 2007, M.Reed 132, A.Collie 121, D.Pitta 113, vs. Tulsa (L, 55-47)

### RECEIVING TWO 100-YARD RECEIVERS:

BYU: 2022, P. Nacua 141, K. Egps 125, vs. Arkansas (L, 52-35)  
BYU: 2021, G. Romney 119, P. Nacua 102 vs. USF (W, 24-16)  
Opp: 2022, D. Osborne, 138; J. Hobert, 100, Utah Tech (W, 52-26)

## INDIVIDUAL RUSHING

### RUSHING 20-29 CARRIES:

BYU: 2024, LJ Martin 20, vs. OKST (W, 38-35)  
Opp: 2022, Tyler Lavine, 23 vs. SMU (W, 24-23)

### RUSHING 30-34 CARRIES:

BYU: 2021, T. Allgeier 32 at Washington St. (W, 21-19)  
Opp: 2023, O. Gordon 34 at Oklahoma State (L 40-34)

### RUSHING 35 CARRIES OR MORE:

BYU: 1976, J. Blanc 36 vs. Wyoming (L, 29-34)  
Opp: 2003, J. Jones 35 at Notre Dame (L, 33-14)

### RUSHING 100-149 YARDS:

BYU: 2024, LJ Martin 101, at UCF (W, 37-24)  
BYU: 2024, LJ Martin 120, vs. OKST (W, 38-35)  
Opp: 2024, RJ Harvey, 127, at UCF (W, 37-24)  
Opp: 2024, O. Gordon 107, vs. OKST (W, 38-35)

### RUSHING 150-199 YARDS:

BYU: 2023, A. Robbins, 182, vs. No. 14 Oklahoma (L, 31-24)  
Opp: 2023, O. Gordon 166, at Oklahoma State (L 40-34)

### RUSHING 200 YARDS OR MORE:

BYU: 2021, T. Allgeier, 266 vs. Virginia (W, 66-49)  
Opp: 2022, D. Hunter, 213, at Liberty (L, 41-14)

### RUSHING THREE 100-YARD RUSHERS:

BYU: 2001, L. Staley 142, B. Doman 116, B. McDonald 110; vs. Tulane (W, 70-35)

### RUSHING TWO 100-YARD RUSHERS:

BYU: 2016, J. Williams 170 & T. Hill 101 vs. West Virginia (L, 35-32)  
Opp: 2023, J. White, 146, CJ Donaldson, 102, at W.Va. (L, 37-77)

### RUSHING 5 TOUCHDOWNS OR MORE:



**RUSHING 4 TOUCHDOWNS:**

BYU: 2018, Katoa 4 vs. New Mexico State (W 45-10)  
Opp: 2002, C. Harridge 4 Air Force (L, 52-9)

**RUSHING 3 TOUCHDOWNS:**

BYU: 2021, T. Allgeier 3 vs. UAB (BowI) (L, 23-17)  
Opp: 2014, P. Lynch 3 vs. Memphis (L, 55-48 2OT)

**RUSHING 50-69-YARD TOUCHDOWN:**

BYU: 2022, C. Brooks, 52 at USF (W, 50-21)  
Opp: 2024, O. Gordon 50 vs. OKST (W, 38-35)

**RUSHING 70-YARD TOUCHDOWN OR MORE:**

BYU: 2022, M. Davis 70, Wyoming (W, 38-24)  
BYU: 2022, P. Nacua, 75, at USF (W, 50-21)  
Opp: 2022, D. Hunter, 80, at Liberty (L, 41-14)

## TEAM DEFENSE

**TACKLES 90-99:**

BYU: 2023, 92 vs. Cincinnati (W, 35-27)  
Opp: 2016, 93 at Cincinnati (W, 20-3)

**TACKLES 100 OR MORE:**

BYU: 2017, 107 at Mississippi State (L, 35-10)  
Opp: 2013, 117 at Houston (W, 47-46)

**TACKLES 3 WITH DOUBLE-DIGITS:**

BYU: 2023, M. Tooley 16, AJ Vongphachanh 10, H. Taggart 10 vs. Cincinnati (W, 35-27)  
Opp: 2017, A. Ramseur 12, D. Sutton 10, J. Williams 10 at ECU (L, 33-17)

**TACKLES 4 WITH DOUBLE-DIGITS:**

BYU: 2009, Denney 13, Johnson 11, Doman 11, Jorgensen 10 vs. Air Force (W, 38-21)  
Opp: 2013, Oliphant 16, Taylor 15, McDonald 13, Mathews 12, Stewart 10, McMillian 10 at HOU (W, 47-46)

**SACKS 5 OR MORE:**

BYU: 2020, 5 at Navy (W, 55-3)  
Opp: 2021, 5 at Baylor (L, 38-24)

**TURNOVERS CAUSED 4-5:**

BYU: 2024, 4 vs. Arizona (W, 41-19)  
BYU: 2023, 5 vs. Texas Tech (W, 27-14)  
BYU: 2019, 4 vs. No. 19 ASU (W, 27-17)  
Opp: 2019, 4 at SDSU (L, 13-3)

**TURNOVERS CAUSED 6 OR MORE:**

BYU: 2016, 6 at Utah (L, 19-20)  
Opp: 2017, 7 at Utah State (L, 40-24)

**INTERCEPTIONS 4 OR MORE:**

BYU: 2006, 4 vs. UNLV (W, 52-7)  
Opp: 2017, 4 vs. UMass (L, 16-10)

**FUMBLES RECOVERED 3-4:**

BYU: 2017, 4 vs. San Jose State (W, 41-20)  
Opp: 2014, 3 at Boise State (L, 21-16)

**FUMBLES RECOVERED 5 OR MORE:**

Opp: 2011, 6 vs. Utah (L, 54-10)

**FUMBLES FORCED 5 OR MORE:**

BYU: 2008, 5 vs. Northern Iowa (W, 41-17)  
Opp: 2011, 7 vs. Utah (L, 54-10)

**SCORED A DEFENSIVE TOUCHDOWN:**

BYU: 2024, INT, 21 yds (I. Glasker) vs. Arizona (W, 41-19)  
BYU: 2024, FR, 30 yds (T. Prassas) vs. K-State (W, 38-9)  
BYU: 2023, INT (E. Heckard) at Oklahoma State (L 40-34)  
Opp: 2023, INT, (B. Bowlman) vs. No. 14 Oklahoma (L, 31-24)  
Opp: 2023, INT, (M. Bradford) at TCU (L, 44-11)

**SCORED TWO DEFENSIVE TOUCHDOWNS:**

BYU: 2016, 2 INT returns at Boise State (L, 27-27)  
Opp: 2023, FR & INT vs. Kansas (L, 38-27)

**RETURNED AN INT FOR A TOUCHDOWN:**

BYU: 2024, INT (I. Glasker, 21 yards) vs. Arizona (W, 41-19)  
BYU: 2023, INT (E. Heckard, 13 yards) at Oklahoma State (L 40-34),  
Opp: 2023, INT, (B. Bowlman, 100yds) vs. No. 14 Oklahoma (L, 31-24)  
Opp: 2023, INT (M. Bradford, 35yds) at TCU (L, 44-11)

**RETURNED TWO INTS FOR TOUCHDOWNS:**

BYU: 2016, Fred Warner & Dayan Lake at Boise State (L, 28-27)  
Opp: 2019, F. Bernard & J. Blackmon vs. Utah (L, 30-12)

**FUMBLE RECOVERY/RETURN FOR TD:**

BYU: 2024, FR, 30 yds (T. Prassas) vs. K-State (W, 38-9)  
Opp: 2023, FR vs. Kansas (L, 38-27)

**SAFETY WAS SCORED:**

BYU: 2022, at USF, (W, 50-21)  
Opp: 2022, vs. Notre Dame (L, 28-20))

## INDIVIDUAL DEFENSE

**TACKLES 15 OR MORE:**

BYU: 2023, AJ Vongphachanh, 15 at Oklahoma State (L 40-34)  
Opp: 2021, N. Jackson, 16 Virginia. (W, 66-49)

**TACKLES FOR LOSS 4 OR MORE:**

BYU: 2015, B. Kaufusi 4 vs. Fresno State (W 52-10)  
Opp: 2014, T. Plummer 4.5 at UCF (L, 31-24)

**SACKS 2:**

BYU: 2020, E. Tuioti-Mariner vs. N. Alabama (w, 66-14)  
Opp: 2019, A. Grier 2 at USF (L, 27-23)

**SACKS 3:**

BYU: 2020, T. Batty 3 vs. LA Tech (W, 45-14)  
Opp: 2014, M. Brown 3 at Texas (W, 41-7)

**SACKS 4 OR MORE:**

BYU: 1999, S. Gali 4 vs. New Mexico (W, 31-7)  
Opp: 2008, J. Hughes 4 vs. TCU (L, 32-7)

**INTERCEPTION RETURNED FOR A TD:**

BYU: 2024, I. Glasker vs. Arizona, 21 yds (W, 41-19)  
BYU: 2023, E. Heckard at Oklahoma State, 13 yards (L 40-34)  
Opp: 2023, B. Bowlman vs. No. 14 Oklahoma, 100 yards (L, 31-24)  
Opp: 2023, M. Bradford at TCU, 35 yards (L, 44-11)

**INTERCEPTIONS 2:**

BYU: 2023, E. Heckard at Oklahoma State (L 40-34)  
Opp: 2019, K. Bethley vs Hawai'i (L, 38-34)

**INTERCEPTIONS 3 OR MORE:**

BYU: 2015, K. Nacua vs. Boise State (W, 35-24)  
Opp: 2017, J. Davis at Utah State (L, 40-24)

**FUMBLE WAS RETURNED FOR A TD:**

BYU: 2024, FR, 30 yds (T. Prassas) vs. K-State (W, 38-9)  
Opp: 2023, C. Bryant at Kansas 22 yards (L, 38-27)

**FUMBLE FORCED 2:**

BYU: 2015, B. Kaufusi 2 at Missouri (L, 20-16)  
Opp: 2012, K. Smith 2 at San Jose State (L, 20-14)

**FUMBLE RECOVERIES 3 OR MORE:**

BYU: 2005, J. Luetgterodt at Wyoming (W, 35-21)

## SPECIAL TEAMS

**SCORED 15 OR MORE POINTS KICKING:**

BYU: 2013, J. Sorensen 16 vs. Texas (W, 40-21)  
Opp: 2014, I. Frye 15 vs. Uva (W, 41-33)

**FIELD GOAL 45-49 YARDS:**

BYU: 2024, W. Ferrin, 49, at Wyoming (W 34-17)  
Opp: 2024, T. Loop, 47, vs. Arizona (W, 41-19)

**FIELD GOAL 50 YARDS OR MORE:**

BYU: 2024, W. Ferrin, at Baylor, 54 yards (W, 34-28)  
BYU: 2024, W. Ferrin, vs. Southern Illinois, 50 yards (W, 41-13)  
Opp: 2024, C. Rogers, 53, 52 at SMU (W, 18-15)

**FIELD GOAL 54 OR YARDS:**

BYU: 2024, W. Ferrin, at Baylor, 54 yards (W, 34-28)  
BYU: 2020, J. Oldroyd 54 yards vs. Troy (W, 48-7)

**FIELD GOAL BLOCK:**

BYU: 2018, C. Kaufusi vs. McNeese (W 30-3)  
Opp: 2016, D. Grant, USF vs. J. Smith, BYU (W, 35-27)

**FIELD GOAL BLOCKED FOR A TOUCHDOWN:**

BYU: 2001, R. Denney at SDSU (W, 59-21)

**FIELD GOALS 4 OR MORE CONVERTED:**

BYU: 2018, S. Southam 4 vs. Arizona (W, 28-23)  
Opp: 2024, C. Rogers, 5 at SMU (W, 18-15)

**FIELD GOAL GAME-WINNING:**

BYU: 2024, W. Ferrin, 44, at Utah (W, 22-21)  
BYU: 2018, vs. Wisconsin (W, 24-21)  
Opp: 2022, vs. ECU (L, 27-24)

**CONVERTED FAKE FG:**

BYU: 2024, W. Ferrin, 8-yard run on 4&5, at UCF (W, 37-24)

**PAT 10 OR MORE CONVERTED:**

BYU: 2001, M. Payne 10 vs. Tulane (W, 70-35)  
2015, T. Samson 10 vs. Wagner (W, 70-6)

**BLOCKED A PAT:**

BYU: 2023, S. Moala at Oklahoma State (L 40-34)  
Opp: 2012, B. Yap vs. Hawaii (W, 47-0)

**TWO-POINT CONVERSION SUCCESSFUL:**

BYU: 2023, K. Slovis pass to C. Roberts, at TCU (L, 44-11)  
Opp: 2023, A. Bowman pass to R. Owens, at Oklahoma St. (L 40-34)

**KICKOFF RETURN TEAM 150 YARDS OR MORE:**

BYU: 2011, 167 vs. TCU (L, 38-28)  
Opp: 2022, 239, at USF (W, 50-21)

**KICKOFF RETURN 100 TOTAL YARDS OR MORE:**

BYU: 2024, K. Marion, 131 on 3 returns at Utah (W, 22-21)  
BYU: 2024, K. Marion 116 on 2 returns at Wyoming (W, 34-14)  
Opp: 2022, B. Battie, 150, at USF (W, 50-21)

**KICKOFF RETURN 50-99 YARDS:**

BYU: 2024, K. Marion, 96, at Utah (W, 22-21)  
BYU: 2016, A. Hifo 66 vs. Wyoming (W, 24-21)  
Opp: 2023, I. Sategna, 88, at Arkansas (W, 38-31)

**KICKOFF RETURN 100 YARDS:**

BYU: 2024, K. Marion at Wyoming (W, 34-14)  
BYU: 1996, J. Dye vs. UTEP (W, 40-18)

**KICKOFF RETURN FOR A TOUCHDOWN:**

BYU: 2024, K. Marion, 96, at Utah (W, 22-21)  
BYU: 2024, K. Marion, 100, at Wyoming (W, 34-14)  
Opp: 2023, I. Sategna, 88, at Arkansas (W, 38-31)

**KICKOFF RETURN FOR A TD ON THE ROAD:**

BYU: 2024, K. Marion, 96, at Utah (W, 22-21)  
BYU: 2024, K. Marion, 100 yards, at Wyoming (W, 34-14)  
BYU: 1998, M. Rigell, 96 yards, at Hawaii (W, 31-9)

**TWO KO RETURN FOR A TD IN SAME SEASON**

BYU: 2024, K. Marion, at Utah, at Wyoming (2024)  
1989, S. Corley, vs. Air Force (1989)  
\*Corley KR TDs happened in the same game

**PUNT RETURN TEAM 100 YARDS OR MORE:**

BYU: 2013, 107 vs. Mid. Tenn. (W, 37-10)

**PUNT RETURN PLAY BY PLAYER OF 40 YARDS +:**

BYU: 2024, P. Kingston 90 (TD) vs. K-State (W, 38-9)  
BYU: 2022, Hobbs Nyberg, 42 vs. Notre Dame in Vegas (L, 28-20)  
Opp: 2023, Xavier Worthey, 74 for TD, at No. 7 Texas (L, 35-6)

**PUNT RETURN FOR A TD:**

BYU: 2024, P. Kingston 90 (TD) vs. K-State (W, 38-9)  
BYU: 2013, J. Falsiev vs. MTSU (W, 37-10)  
Opp: 2023, Xavier Worthey, 74 for TD, at No. 7 Texas (L, 35-6)

**PUNT WAS BLOCKED:**

BYU: 2022, by H. Taggart, vs. SUU (W, 41-10)  
Opp: 2015, by T. Hicks vs. ECU (W, 45-38)

**PUNT BLOCKED FOR A TOUCHDOWN:**

BYU: 2021, by K. Hill, Idaho State (W, 59-14)  
Opp: 2015, by T. Hicks (rec. by Y. Bowden for TD) vs. ECU (W, 45-38)

**PUNT 60-69 YARDS:**

BYU: 2023, R. Rehkov 65, at Oklahoma State (L 40-34)  
Opp: 2023, R. Sanborn 64, at No. 7 Texas (L, 35-6)

**PUNT 70-79 YARDS:**

BYU: 2024, S. Vander Haar, 70 at Baylor (W, 34-28)  
Opp: 2011, T. Campbell 73 at Ole Miss (W, 14-13)

**PUNT 80 YARDS OR MORE:**

BYU: 2021, R. Rehkov 83 vs. No. 19 ASU (W, 27-17)

**PUNT AVERAGE 50 OR MORE (min. 3):**

BYU: 2024, S. Vander Haar, 51.0 on 3 punts, at Baylor (W, 34-28)  
Opp: 2023, R. Sanborn 54.0 at No. 7 Texas (L, 35-6)

**DID NOT PUNT DURING ENTIRE GAME:**

BYU: 2015, vs. Wagner (W 70-6)

**CONVERTED FAKE PUNT:**

BYU: 2024, S. Vander Haar, 22-yard run on 4&10, at Baylor (W, 34-28)

## GENERAL

**DEFEATED A RANKED OPPONENT:**

BYU: 2024, No. 13 K-State (W, 38-9)  
BYU: 2022, No. 21/25 BYU vs. No. 9/8 Baylor (W, 26-20)  
Opp: 2024, Kansas over No. 6 BYU (L, 17-13)  
Opp: 2022, Notre Dame over No. 16 BYU (L, 28-20)

**DEFEATED A RANKED OPP (BEING UNRANKED):**

BYU: 2024, No. 13 K-State (W, 38-9)  
Opp: 2024, Kansas over No. 6 BYU (L, 17-13)

**WON SCORING W/10 SECONDS OR LESS:**

BYU: 2024, 4 seconds, 44-yd FG W. Ferrin, at Utah (W, 22-21)  
BYU: 2024, 10 seconds, 35-yd TD Retzlaff to Lasiter, OKST (W, 38-35)  
BYU: 2015, 0 seconds, 42-yd TD Mangum to Mathews, Neb (W, 33-28)

**THE LAST TIME OVERTIME WAS PLAYED:**

BYU: 2023, at Oklahoma State (L 40-34, 2 OT)

**TEAM WAS AHEAD AT HALF AND LOST:**

BYU: 2023, at Oklahoma State (Ahead 24-6 and lost 40-34 in 2 OT)  
Opp: 2024, at Utah (ahead 21-10 and lost 22-21)  
Opp: 2024, vs. OKST (ahead 21-14 and lost 38-35)  
Opp: 2024, at SMU (ahead 9-7 and lost 18-15)

**SHUTOUT BY OPPONENT IN FIRST HALF:**

BYU: 2023, at West Virginia (L, 37-7)  
Opp: 2023, vs. Sam Houston (W 14-0)

**SHUTOUT BY OPPONENT IN SECOND HALF:**

BYU: 2022, at Liberty, (L, 41-14)  
Opp: 2023, at Utah (W 22-21)  
Opp: 2023, vs. Sam Houston (W 14-0)

**SHUTOUT BY OPPONENT:**

BYU: 2017, vs. LSU (L, 27-0)  
Opp: 2023, vs. Sam Houston (W 14-0)

**PENALTIES 10 OR MORE:**

BYU: 2024: 10 (67 yards) at Utah (W, 22-21)  
BYU: 2023: 10 (98 yards) at WWU (L, 37-7)  
BYU 2022: 11 (132 yds) vs. Utah Tech (W, 52-26)  
Opp: 2024: 10 (90 yards) at Utah (W, 22-21)  
Opp: 2023, 10 (78 yards) at WWU (L, 37-7)

**PENALTY YARDS 100 OR MORE:**

BYU: 2022, 132 yds, vs. Utah Tech (W, 52-26)  
Opp: 2023, 14 for 125 at Arkansas (W, 38-31)

**PENALTIES 1 OR LESS:**

BYU: 2022, vs. Notre Dame, 1 (5 yards), (L, 28-20)  
Opp: 2022, OKST, 1 (5 yards), W, 38-35)  
Opp: 2022, vs. Notre Dame, 1 (10 yards), (L, 28-20)

**NO TURNOVERS:**

BYU: 2023, vs. Cincinnati (W, 35-27)  
Opp: 2022, Baylor vs. No. 21/25 BYU (W, 26-20)

**4 OR MORE TURNOVERS:**

BYU: 2021, 4, Boise St. (L, 26-17)  
Opp: 2023, 5, Texas Tech (L, 27-14)

**TIME OF POSSESSION 40 MINUTES OR MORE:**

BYU: 2024, 40.28 at UCF (W, 37-24)  
BYU: 2020, 40.07 vs. Troy (W, 48-7)  
Opp: 2022, 40:55 vs. Notre Dame (L 28-20)

**MULTIPLE PUNT RET FOR TD ALLOWED/SEASON**

BYU: 2023, 2 (at Arkansas 88 yards; at No. 7 Texas, 74 yards)



	SIU	BYU
Score	13	41
FIRST DOWNS	12	27
RUSHES-YARDS (NET)	25-123	47-179
PASSING-YARDS (NET)	108	348
Passes Att-Comp-Int	26-13-1	30-20-0
TOTAL OFFENSE PLAYS-YARDS	51-231	77-527
Fumble Returns-Yards	0-0	0-0
Punt Returns-Yards	0-0	2-24
Kickoff Returns-Yards	1-21	1--4
Interception Returns-Yards	0-0	1-3
Punts (Number-Avg)	7-45.7	7-42.0
Fumbles-Lost	0-0	2-0
Penalties-Yards	6-68	3-15
Possession Time	20:46	39:14
Third-Down Conversions	4-12	7-15
Fourth-Down Conversions	0-1	3-4
Red-Zone Scores-Chances	1-1	5-6

Southern Ill.

Rushing	No.	Gain	Loss	Net	TD	Lg	Avg
Williams,DJ	15	137	16	121	2	38	8.1
Lester Jr.,Shaun	5	9	4	5	0	4	1
Geelen,Paul	1	2	0	2	0	2	2

Passing	C-A-I	Yds	TD	Long	Sack
Williams,DJ	10-20-1	98	0	43	2
Simmons,Hunter	3-6-0	10	0	5	0

Receiving	No.	Yards	TD	Long	Tgt
Lewis,Keontez	2	49	0	43	3
Hezekiah,Nah'shawn	2	22	0	14	3
Davis III,Vinson	2	7	0	10	3
Hartson,Willtrell	2	5	0	3	2

Punting	No.	Yds	Avg	Long	In20	TB
Geelen,Paul	7	320	45.7	65	3	0

Punt Returns	No.	Yards	TD	Long
--------------	-----	-------	----	------

Kick Returns	No.	Yards	TD	Long
Marrero Jr.,Tae	1	21	0	21

Tackles	UA-A	Total	Sacks	TFL
Bohanek,Colin	3-9	12	0.5	0.5
Bogle,Ben	4-4	8	1	1
Brown,Iverson	4-3	7	0	0

Qtr	Time	Scoring Play	V-H
1st	06:16	BYU - Ropati,Hinckley 1 yd TD RUSH (PAT Kick by Ferrin,Will GOOD) , 13-65 07:12	0-7
1st	01:56	BYU - Phillips,Jojo 57 yd TD PASS from Retzlaff,Jake (PAT Kick by Ferrin,Will GOOD) , 4-86 01:21	0-14
2nd	00:46	SIU - Williams,DJ 4 yd TD RUSH , 8-70 02:43	6-14
2nd	00:00	BYU - Ferrin,Will 50 yd FG , 5-43 00:46	6-17
3rd	11:19	BYU - Martin,LJ 7 yd TD PASS from Retzlaff,Jake (PAT Kick by Ferrin,Will GOOD) , 7-75 03:41	6-24
3rd	08:12	BYU - Ta'ase,Mata'ava 19 yd TD PASS from Retzlaff,Jake (PAT Kick by Ferrin,Will GOOD) , 3-38 01:27	6-31
3rd	04:19	SIU - Williams,DJ 38 yd TD RUSH (PAT Kick by Geelen,Paul GOOD) , 8-75 03:53	13-31
4th	12:35	BYU - Martin,LJ 1 yd TD RUSH (PAT Kick by Ferrin,Will GOOD) , 5-37 02:25	13-38
4th	07:09	BYU - Ferrin,Will 41 yd FG , 9-42 04:11	13-41

BYU

Rushing	No.	Gain	Loss	Net	TD	Lg	Avg
Martin,LJ	13	68	1	67	1	19	5.2
Ropati,Hinckley	13	57	0	57	1	16	4.4
Davis,Miles	5	24	0	24	0	12	4.8

Passing	C-A-I	Yds	TD	Long	Sack
Retzlaff,Jake	20-30-0	348	3	57	2

Receiving	No.	Yards	TD	Long	Tgt
Roberts,Chase	7	108	0	25	8
Marion,Keelan	3	61	0	52	4
Phillips,Jojo	2	70	1	57	2
Epps,Kody	2	8	0	5	4

Punting	No.	Yds	Avg	Long	In20	TB
Vander Haar,Sam	2	84	42.0	48	1	0

Punt Returns	No.	Yards	TD	Long
Kingston,Parker	2	24	0	17

Kick Returns	No.	Yards	TD	Long
Marion,Keelan	1	-4	0	0

Tackles	UA-A	Total	Sacks	TFL
Kelly,Jack	3-2	5	0	0.5
Taggart,Harrison	0-3	3	0	0
Bagnah,Isaiah	1-2	3	1	1.5



	BYU	SMU
Score	18	15
FIRST DOWNS	16	18
RUSHES-YARDS (NET)	35-134	36-117
PASSING-YARDS (NET)	202	144
Passes Att-Comp-Int	29-15-2	36-17-1
TOTAL OFFENSE PLAYS-YARDS	64-336	72-261
Fumble Returns-Yards	2-0	1-0
Punt Returns-Yards	2-7	4-12
Kickoff Returns-Yards	3-53	2-22
Interception Returns-Yards	1-0	2-47
Punts (Number-Avg)	6-41.2	6-48.3
Fumbles-Lost	2-1	2-2
Penalties-Yards	5-45	7-69
Possession Time	30:53	29:07
Third-Down Conversions	2-13	3-16
Fourth-Down Conversions	2-3	2-4
Red-Zone Scores-Chances	3-3	2-5

BYU

Rushing	No.	Gain	Loss	Net	TD	Lg	Avg
M.Davis	3	39	2	37	0	37	12.3
J.Retzlaff	10	45	10	35	0	12	3.5
H.Ropati	8	33	1	32	0	13	4

Passing	C-A-I	Yds	TD	Long	Sack
TEAM	0-1-0	0	0	0	0
J.Retzlaff	15-28-2	202	1	57	1

Receiving	No.	Yards	TD	Long	Tgt	YAC
D.Lassiter	2	62	0	57	5	40
M.Ta'ase	2	42	1	26	3	14
C.Roberts	2	26	0	14	5	1
K.Marion	2	22	0	11	3	15

Punting	No.	Yds	Avg	Long	In20	TB
S.Vander Haar	3	128	42.7	46	0	0
L.Rehkow	3	119	39.7	49	0	0

Punt Returns	No.	Yards	TD	Long
P.Kingston	2	7	0	9

Kick Returns	No.	Yards	TD	Long
K.Marion	3	53	0	24

Tackles	UA-A	Total	Sacks	TFL
H.Taggart	4-4	8	0	0.5
B.Mangelson	2-5	7	1	2.5
I.Glasker	2-4	6	1	1

Qtr	Time	Scoring Play	V-H
1st	07:16	BYU - M.Ta'ase 16 yd TD PASS from J.Retzlaff (PAT KICK by W.Ferrin GOOD) , 8-75 3:23	7-0
2nd	13:06	SMU - C.Rogers 53 yd FG , 5-16 1:46	7-3
2nd	06:03	SMU - C.Rogers 52 yd FG , 10-36 3:26	7-6
2nd	00:42	SMU - C.Rogers 38 yd FG , 9-50 2:04	7-9
3rd	09:28	SMU - C.Rogers 28 yd FG , 11-24 4:13	7-12
3rd	01:15	BYU - E.Nawahine 9 yd TD RUSH (PAT PASS caught by K.Hill GOOD) , 7-61 4:19	15-12
4th	06:17	SMU - C.Rogers 45 yd FG , 6-17 2:51	15-15
4th	01:58	BYU - W.Ferrin 26 yd FG , 9-67 4:19	18-15

SMU

Rushing	No.	Gain	Loss	Net	TD	Lg	Avg
B.Smith	14	79	4	75	0	30	5.4
K.Jennings	9	38	0	38	0	15	4.2
J.Knighton	8	36	1	35	0	17	4.4

Passing	C-A-I	Yds	TD	Long	Sack
P.Stone	2-4-0	4	0	2	3
K.Jennings	15-32-1	140	0	20	0

Receiving	No.	Yards	TD	Long	Tgt	YAC
K.Smith	4	46	0	20	5	21
B.Smith	4	21	0	10	4	47
J.Bailey	3	34	0	17	7	10
J.Knighton	2	16	0	11	4	16

Punting	No.	Yds	Avg	Long	In20	TB
I.Pearson	4	193	48.3	52	0	1

Punt Returns	No.	Yards	TD	Long
R.Daniels, Jr.	3	14	0	20
B.Smith	1	-2	0	0

Kick Returns	No.	Yards	TD	Long
B.Smith	2	22	0	13

Tackles	UA-A	Total	Sacks	TFL
A.Moses	4-5	9	0	1
A.Walker	2-5	7	0	0.5
C.Sanders Jr.	2-4	6	0	0





	BYU	WYO
Score	34	14
FIRST DOWNS	23	12
RUSHES-YARDS (NET)	28-140	33-77
PASSING-YARDS (NET)	318	140
Passes Att-Comp-Int	39-25-1	32-14-1
TOTAL OFFENSE PLAYS-YARDS	67-458	65-217
Fumble Returns-Yards	0-0	0-0
Punt Returns-Yards	1-0	0-0
Kickoff Returns-Yards	2-116	1-25
Interception Returns-Yards	1-0	1-0
Punts (Number-Avg)	4-36.8	4-43.8
Fumbles-Lost	0-0	1-0
Penalties-Yards	9-80	4-48
Possession Time	33:07	26:53
Third-Down Conversions	2-11	7-18
Fourth-Down Conversions	3-3	1-2
Red-Zone Scores-Chances	4-4	2-2

BYU

Rushing	No.	Gain	Loss	Net	TD	Lg	Avg
J.Retzlaff	6	62	0	62	0	28	10.3
P.Haunga	5	35	0	35	0	12	7
S.Moa	6	20	3	17	0	11	2.8

Passing	C-A-I	Yds	TD	Long	Sack
G.Bohanon	3-3-0	27	0	14	0
J.Retzlaff	22-36-1	291	3	30	0

Receiving	No.	Yards	TD	Long	Tgt	YAC
C.Roberts	6	129	0	30	8	27
K.Hill	3	36	1	20	6	24
D.Lassiter	3	27	1	20	9	5
K.Epps	3	17	1	7	4	10

Punting	No.	Yds	Avg	Long	In20	TB
S.Vander Haar	3	134	44.7	45	1	0
L.Rehkow	1	13	13.0	13	0	0

Punt Returns	No.	Yards	TD	Long
P.Kingston	1	0	0	0

Kick Returns	No.	Yards	TD	Long
K.Marion	2	116	1	100

Tackles	UA-A	Total	Sacks	TFL
R.Damuni	4-0	4	0	0
H.Taggart	3-1	4	0	1
I.Glasker	3-1	4	0	1

Wyoming

Rushing	No.	Gain	Loss	Net	TD	Lg	Avg
E.Svoboda	9	41	10	31	1	15	3.4
S.Scott	5	21	0	21	1	15	4.2
D.Jones	14	22	5	17	0	7	1.2

Passing	C-A-I	Yds	TD	Long	Sack
E.Svoboda	14-32-1	140	0	36	1

Receiving	No.	Yards	TD	Long	Tgt	YAC
T.King	3	52	0	36	5	19
J.Sargent	2	18	0	12	4	7
C.Nanke	1	24	0	24	1	4
A.Brown	1	15	0	15	1	5

Punting	No.	Yds	Avg	Long	In20	TB
J.Culbreath	8	350	43.8	50	0	0

Punt Returns	No.	Yards	TD	Long
--------------	-----	-------	----	------

Kick Returns	No.	Yards	TD	Long
T.King	1	25	0	25

Tackles	UA-A	Total	Sacks	TFL
I.White	6-4	10	0	0
S.Harsh	3-4	7	0	1
K.Parks	5-1	6	0	0

Qtr	Time	Scoring Play	V-H
1st	05:58	BYU - K.Hill 20 yd TD PASS from J.Retzlaff (PAT KICK by W.Ferrin GOOD) , 7-44 3:24	7-0
2nd	09:12	BYU - K.Epps 3 yd TD PASS from J.Retzlaff (PAT KICK by W.Ferrin GOOD) , 9-74 4:23	14-0
2nd	05:11	WYO - E.Svoboda 2 yd TD RUSH (PAT KICK by J.Hoyland GOOD) , 11-75 4:01	14-7
2nd	00:45	BYU - W.Ferrin 49 yd FG , 7-43 2:04	17-7
3rd	14:45	BYU - K.Marion 100 yd TD KICKOFF RETURN (PAT KICK by W.Ferrin GOOD) ,	24-7
3rd	09:42	BYU - W.Ferrin 37 yd FG , 8-45 4:07	27-7
3rd	00:02	BYU - D.Lassiter 20 yd TD PASS from J.Retzlaff (PAT KICK by W.Ferrin GOOD) , 5-77 2:33	34-7
4th	06:29	WYO - S.Scott 1 yd TD RUSH (PAT KICK by J.Hoyland GOOD) , 12-76 5:10	34-14

Quickie Stats  
Kansas St. vs. BYU (Final)  
09/21/2024 at Provo, Utah



	KSU	BYU
Score	9	38
<b>FIRST DOWNS</b>	17	14
<b>RUSHES-YARDS (NET)</b>	43-224	27-92
<b>PASSING-YARDS (NET)</b>	139	149
Passes Att-Comp-Int	29-16-2	21-15-0
<b>TOTAL OFFENSE PLAYS-YARDS</b>	72-363	48-241
Fumble Returns-Yards	0-0	1-30
Punt Returns-Yards	1-7	1-90
Kickoff Returns-Yards	2-40	1-18
Interception Returns-Yards	0-0	2-15
Punts (Number-Avg)	1-57.0	1-41.5
Fumbles-Lost	3-1	0-0
Penalties-Yards	8-50	2-20
Possession Time	33:03	26:57
Third-Down Conversions	8-17	3-9
Fourth-Down Conversions	0-3	1-1
Red-Zone Scores-Chances	3-3	2-2

**Kansas St.**

<b>Rushing</b>	No.	Gain	Loss	Net	TD	Lg	Avg
D.Giddens	19	96	3	93	0	26	4.9
A.Johnson	11	84	10	74	0	30	6.7
D.Edwards	6	41	0	41	0	12	6.8

<b>Passing</b>	C-A-I	Yds	TD	Long	Sack
A.Johnson	15-28-2	130	0	20	1
J.Knuth	1-1-0	9	0	9	0

<b>Receiving</b>	No.	Yards	TD	Long	Tgt	YAC
J.Brown	4	51	0	20	8	10
K.Johnson	4	30	0	9	5	13
G.Oakley	3	22	0	9	3	13
W.Anciaux	1	9	0	9	1	19

<b>Punting</b>	No.	Yds	Avg	Long	In20	TB
S.McClannan	1	57	57.0	57	0	0

<b>Punt Returns</b>	No.	Yards	TD	Long
D.Edwards	1	7	0	7

<b>Kick Returns</b>	No.	Yards	TD	Long
D.Edwards	2	40	0	25

<b>Tackles</b>	UA-A	Total	Sacks	TFL
A.Romaine	3-6	9	0	0.5
M.Sigle	3-2	5	0	0
K.Garber	3-1	4	0	0.5

**BYU**

<b>Rushing</b>	No.	Gain	Loss	Net	TD	Lg	Avg
S.Moa	15	79	3	76	1	24	5.1
E.Nawahine	5	25	0	25	0	10	5
K.Marion	1	3	0	3	0	3	3

<b>Passing</b>	C-A-I	Yds	TD	Long	Sack
J.Retzlaff	15-21-0	149	2	24	2

<b>Receiving</b>	No.	Yards	TD	Long	Tgt	YAC
D.Lassiter	3	26	1	13	5	5
S.Moa	3	17	0	12	3	11
C.Roberts	2	47	1	24	3	0
R.Swanson	2	11	0	10	2	6

<b>Punting</b>	No.	Yds	Avg	Long	In20	TB
S.Vander Haar	4	166	41.5	46	3	0

<b>Punt Returns</b>	No.	Yards	TD	Long
P.Kingston	1	90	1	90

<b>Kick Returns</b>	No.	Yards	TD	Long
K.Marion	1	18	0	18

<b>Tackles</b>	UA-A	Total	Sacks	TFL
H.Taggart	3-7	10	0	0
J.Robinson	3-4	7	0	0
C.Wakley	6-1	7	0	0

Qtr	Time	Scoring Play	V-H
1st	08:01	KSU - C.Tennant 32 yd FG , 12-53 5:36	3-0
2nd	09:07	KSU - C.Tennant 27 yd FG , 16-87 8:05	6-0
2nd	02:10	BYU - W.Ferrin 31 yd FG , 13-62 6:57	6-3
2nd	01:08	BYU - T.Prassas 30 yd TD FUMB RETURN (PAT KICK by W.Ferrin GOOD) ,	6-10
2nd	00:29	BYU - C.Roberts 23 yd TD PASS from J.Retzlaff (PAT KICK by W.Ferrin GOOD) , 2-29 0:28	6-17
3rd	13:01	BYU - D.Lassiter 3 yd TD PASS from J.Retzlaff (PAT KICK by W.Ferrin GOOD) , 2-27 0:57	6-24
3rd	10:45	BYU - P.Kingston 90 yd TD PUNT RETURN (PAT KICK by W.Ferrin GOOD) ,	6-31
3rd	05:12	KSU - C.Tennant 28 yd FG , 12-64 5:33	9-31
4th	12:02	BYU - S.Moa 21 yd TD RUSH (PAT KICK by W.Ferrin GOOD) , 6-38 3:22	9-38



Scoring Summary report  
BYU vs Baylor (Sep 28, 2024)  
BYU (5-0, 2-0) vs Baylor (2-3, 0-2)

Date: Sep 28, 2024  
Site: Waco, Texas  
Stadium: McLane Stadium  
Attendance: 39583

FULL GAME	BYU	BU
FIRST DOWNS	20	21
Rushing	7	4
Passing	12	16
Penalty	1	1
NET YARDS RUSHING	149	63
Rushing Attempts	36	28
Average Per Rush	4.1	2.2
Rushing Touchdowns	1	1
Yards Gained Rushing	158	97
Yards Lost Rushing	9	34
NET YARDS PASSING	218	324
Completions-Attempts-Int	18-33-2	27-48-2
Average Per Attempt	6.6	6.8
Average Per Completion	12.1	12.0
Passing Touchdowns	3	3
TOTAL OFFENSE YARDS	367	387
Total offense plays	69	76
Average Gain Per Play	5.3	5.1
Fumbles: Number-Lost	0-0	0-0
Penalties: Number-Yards	4-50	6-45
PUNTS-YARDS	3-153	3-148
Average Yards Per Punt	51.0	49.3
Net Yards Per Punt	44.3	48
Inside 20	1	0
50+ Yards	1	2
Touchbacks	0	0
Fair catch	1	0
KICKOFF-YARDS	7-433	5-274
Average Yards Per Kickoff	61.9	54.8
Net Yards Per Kickoff	38.9	35.8
Touchbacks	2	2
Fair Catch Yards	17	0
Punt returns: Number-Yards-TD	2-4-0	1-20-0
Average Per Return	2.0	20.0
Kickoff returns: Number-Yds-TD	2-16-0	4-94-0
Average Per Return	8.0	23.5
Interceptions: Number-Yds-TD	2-0-0	2-2-0
Fumble Returns: Number-Yds-TD	0-0-0	0-0-0
Miscellaneous Yards	0	0
Possession Time	31:04	28:56
1st Quarter	09:04	05:56
2nd Quarter	08:55	06:05
3rd Quarter	06:38	08:22
4th Quarter	06:27	08:33
Third-Down Conversions	4-13	3-13
Fourth-Down Conversions	1-1	4-7
Red-Zone Scores-Chances	3-3	3-3
Touchdowns	2	3
Field goals	1	0
Sacks By: Number-Yards	3-30	0-0
PAT Kicks	4-4	4-4
2Pts Conversions	0-0	0-0
Field Goals	2-3	0-1
Points off Turnover	7	0

RUSHING	No.	Gain	Loss	Net	TD	Lg	Avg
Jake Retzlaff	6	53	0	53	1	17	8.8
Enoch Nawahine	19	56	5	51	0	12	2.7
Sam Vander Haar	1	22	0	22	0	22	22.0
Pokaiaua Haunga	7	23	2	21	0	11	3.0
Parker Kingston	1	4	0	4	0	4	4.0
TEAM	2	0	2	-2	0	0	-1.0
Totals:	36	158	9	149	1	22	4.1

PASSING	C-A-I	Yds	TD	Long	Sack
Jake Retzlaff	18-32-2	218	3	44	0
Parker Kingston	0-1-0	0	0	0	0
Totals:	18-33-2	218	3	44	0

RECEIVING	TAR	No.	Yards	YAC	TD	Long
Darius Lassiter	13	8	120	46	1	44
Chase Roberts	7	4	26	13	1	10
Pokaiaua Haunga	2	2	22	29	0	13
Miles Davis	2	1	26	9	1	26
Keelan Marion	2	1	12	0	0	12

RUSHING	No.	Gain	Loss	Net	TD	Lg	Avg
Bryson Washington	13	33	2	31	0	11	2.4
Sawyer Robertson	12	59	30	29	1	20	2.4
Dominic Richardson	3	5	2	3	0	4	1.0
Totals:	28	97	34	63	1	20	2.2

PASSING	C-A-I	Yds	TD	Long	Sack
Sawyer Robertson	27-48-2	324	3	34	3
Totals:	27-48-2	324	3	34	3

RECEIVING	TAR	No.	Yards	YAC	TD	Long
Hal Presley	14	8	82	24	0	24
Josh Cameron	12	7	125	14	2	34
Bryson Washington	6	6	37	34	0	14
Ashtyn Hawkins	8	5	74	18	1	21
Gavin Yates	2	1	6	1	0	6

SCORING SUMMARY

Qtr	Time	Scoring Play	V-H
1st	10:52	BYU - #4 M.Davis 26 yd pass from #12 J.Retzlaff (#44 W.Ferrin kick), 7-75, 04:08	7-0
1st	08:26	BYU - #2 C.Roberts 2 yd pass from #12 J.Retzlaff (#44 W.Ferrin kick), 4-20, 02:12	14-0
1st	03:39	BYU - #12 J.Retzlaff 17 yd rush (#44 W.Ferrin kick), 7-69, 02:41	21-0
1st	00:03	BU - #13 S.Robertson 20 yd rush (#96 C.Hawkins kick), 8-80, 03:30	21-7
2nd	09:32	BYU - #5 D.Lassiter 44 yd pass from #12 J.Retzlaff (#44 W.Ferrin kick), 10-85, 05:28	28-7
2nd	02:10	BU - #34 J.Cameron 1 yd pass from #13 S.Robertson (#96 C.Hawkins kick), 7-57, 03:27	28-14
2nd	00:30	BYU - #44 W.Ferrin 54 yd FG, 8-39, 01:40	31-14
3rd	08:44	BU - #6 A.Hawkins 15 yd pass from #13 S.Robertson (#96 C.Hawkins kick), 13-66, 06:09	31-21
3rd	03:33	BYU - #44 W.Ferrin 37 yd FG, 13-46, 05:11	34-21
4th	10:07	BU - #34 J.Cameron 23 yd pass from #13 S.Robertson (#96 C.Hawkins kick), 6-68, 02:32	34-28



**Quickie Stats**  
**Arizona vs. BYU (Final)**  
**10/12/2024 at Provo, Utah**



	ZONA	BYU
Score	19	41
<b>FIRST DOWNS</b>	25	22
<b>RUSHES-YARDS (NET)</b>	32-114	27-147
<b>PASSING-YARDS (NET)</b>	275	251
Passes Att-Comp-Int	52-26-3	33-19-0
<b>TOTAL OFFENSE PLAYS-YARDS</b>	84-389	60-398
Fumble Returns-Yards	1-0	1-0
Punt Returns-Yards	1-12	0-0
Kickoff Returns-Yards	0-0	0-0
Interception Returns-Yards	0-0	3-24
Punts (Number-Avg)	1-36.0	1-42.0
Fumbles-Lost	1-1	1-1
Penalties-Yards	8-51	3-39
Possession Time	32:39	27:21
Third-Down Conversions	11-19	4-11
Fourth-Down Conversions	1-4	1-2
Red-Zone Scores-Chances	3-3	4-5

**Arizona**

Rushing	No.	Gain	Loss	Net	TD	Lg	Avg
K.Reescano	9	48	0	48	0	14	5.3
Q.Conley	13	42	3	39	1	13	3
N.Fifita	7	37	13	24	0	12	3.4

Passing	C-A-I	Yds	TD	Long	Sack
N.Fifita	26-52-3	275	1	39	1

Receiving	No.	Yards	TD	Long	Tgt	YAC
T.McMillan	5	78	0	39	9	7
M.Lemonious-Craig	5	43	1	16	7	33
Q.Conley	4	29	0	13	6	30
K.Burnett	3	34	0	15	6	15

Punting	No.	Yds	Avg	Long	In20	TB
M.Salgado-Medina	1	36	36.0	36	1	0

Punt Returns	No.	Yards	TD	Long
J.Patterson	1	12	0	12

Kick Returns	No.	Yards	TD	Long
--------------	-----	-------	----	------

Tackles	UA-A	Total	Sacks	TFL
G.Smith	5-2	7	0	0
O.Goss	3-3	6	0	0
D.Johnson	3-3	6	0	0

**BYU**

Rushing	No.	Gain	Loss	Net	TD	Lg	Avg
H.Ropati	9	65	0	65	0	15	7.2
L.Martin	11	52	3	49	1	16	4.5
J.Retzlaff	6	29	1	28	0	16	4.7

Passing	C-A-I	Yds	TD	Long	Sack
P.Kingston	1-1-0	33	1	33	0
J.Retzlaff	18-32-0	218	2	38	0

Receiving	No.	Yards	TD	Long	Tgt	YAC
D.Lassiter	5	86	0	38	11	31
C.Roberts	5	61	1	17	6	28
L.Martin	3	46	1	33	3	13
K.Hill	3	29	0	16	3	20

Punting	No.	Yds	Avg	Long	In20	TB
S.Vander Haar	3	126	42.0	49	2	0

Punt Returns	No.	Yards	TD	Long
--------------	-----	-------	----	------

Kick Returns	No.	Yards	TD	Long
--------------	-----	-------	----	------

Tackles	UA-A	Total	Sacks	TFL
H.Taggart	6-3	9	0	0
C.Wakley	4-2	6	0	0
T.Batty	4-2	6	0	0

Qtr	Time	Scoring Play	V-H
1st	03:27	ZONA - M.Lemonious-Craig 14 yd TD PASS from N.Fifita (PAT KICK by T.Loop GOOD) , 11-95 4:52	7-0
2nd	13:30	BYU - P.Kingston 20 yd TD PASS from J.Retzlaff (PAT KICK by W.Ferrin GOOD) , 10-75 4:57	7-7
2nd	06:30	BYU - L.Martin 33 yd TD PASS from P.Kingston (PAT KICK by W.Ferrin GOOD) , 7-99 3:40	7-14
3rd	14:50	BYU - C.Roberts 9 yd TD PASS from J.Retzlaff (PAT KICK by W.Ferrin GOOD) , 1-9 0:00	7-21
3rd	13:11	BYU - W.Ferrin 33 yd FG , 4-0 0:57	7-24
3rd	06:12	ZONA - T.Loop 47 yd FG , 8-22 3:40	10-24
3rd	01:47	BYU - W.Ferrin 39 yd FG , 10-54 4:25	10-27
4th	09:02	ZONA - T.Loop 21 yd FG , 18-72 7:45	13-27
4th	05:38	BYU - L.Martin 1 yd TD RUSH (PAT KICK by W.Ferrin GOOD) , 6-75 3:24	13-34
4th	02:58	ZONA - Q.Conley 2 yd TD RUSH (PAT PASS to N.Fifita FAILED) , 10-75 2:40	19-34
4th	01:02	BYU - I.Glasker 21 yd TD INT RETURN (PAT KICK by W.Ferrin GOOD) ,	19-41



	OSU	BYU
Score	35	38
FIRST DOWNS	22	24
RUSHES-YARDS (NET)	37-269	36-255
PASSING-YARDS (NET)	152	218
Passes Att-Comp-Int	29-18-2	28-13-3
TOTAL OFFENSE PLAYS-YARDS	66-421	64-473
Fumble Returns-Yards	0-0	0-0
Punt Returns-Yards	0-0	0-0
Kickoff Returns-Yards	3-54	1-21
Interception Returns-Yards	3-42	2-47
Punts (Number-Avg)	1-52.0	1-30.0
Fumbles-Lost	0-0	0-0
Penalties-Yards	1-5	2-15
Possession Time	31:43	28:17
Third-Down Conversions	9-13	5-10
Fourth-Down Conversions	2-2	2-2
Red-Zone Scores-Chances	4-4	3-3

Oklahoma St.

Rushing	No.	Gain	Loss	Net	TD	Lg	Avg
O.Gordon II	16	108	1	107	2	50	6.7
G.Rangel	5	83	6	77	0	54	15.4
R.Fields Jr.	8	38	0	38	0	22	4.8

Passing	C-A-I	Yds	TD	Long	Sack
A.Bowman	11-19-1	85	1	21	0
G.Rangel	6-9-1	51	1	17	1
B.Presley	1-1-0	16	1	16	0

Receiving	No.	Yards	TD	Long	Tgt	YAC
B.Presley	5	43	1	21	8	31
O.Gordon II	3	20	1	17	4	16
T.Shetton	2	33	0	18	3	10
R.Owens	2	20	0	17	2	7

Punting	No.	Yds	Avg	Long	In20	TB
W.Pahl	1	52	52.0	52	0	0

Punt Returns	No.	Yards	TD	Long
--------------	-----	-------	----	------

Kick Returns	No.	Yards	TD	Long
B.Presley	2	34	0	21
C.Cabiness	1	20	0	20

Tackles	UA-A	Total	Sacks	TFL
K.Hylton	8-3	11	0	0
P.Robertson	8-3	11	0	0
L.Rawls	3-3	6	0	0

BYU

Rushing	No.	Gain	Loss	Net	TD	Lg	Avg
L.Martin	20	122	2	120	2	24	6
J.Retzlaff	9	86	5	81	1	29	9
H.Ropati	6	47	0	47	0	26	7.8

Passing	C-A-I	Yds	TD	Long	Sack
TEAM	0-1-0	0	0	0	0
H.Ropati	0-1-1	0	0	0	0
J.Retzlaff	13-26-2	218	2	50	1

Receiving	No.	Yards	TD	Long	Tgt	YAC
D.Lassiter	6	129	1	50	9	15
C.Roberts	3	25	0	10	4	8
K.Marion	2	56	1	34	3	14
R.Swanson	1	6	0	6	2	4

Punting	No.	Yds	Avg	Long	In20	TB
S.Vander Haar	1	30	30.0	30	1	0

Punt Returns	No.	Yards	TD	Long
--------------	-----	-------	----	------

Kick Returns	No.	Yards	TD	Long
K.Marion	1	21	0	21

Tackles	UA-A	Total	Sacks	TFL
H.Taggart	6-5	11	0	0
I.Glasker	4-4	8	0	1
C.Wakley	5-1	6	0	0

Qtr	Time	Scoring Play	V-H
1st	11:57	BYU - J.Retzlaff 4 yd TD RUSH (PAT KICK by W.Ferrin GOOD) , 6-75 3:03	0-7
1st	09:42	OSU - O.Gordon II 50 yd TD RUSH (PAT KICK by L.Ward GOOD) , 5-75 2:15	7-7
2nd	14:01	BYU - L.Martin 1 yd TD RUSH (PAT KICK by W.Ferrin GOOD) , 1-1 0:04	7-14
2nd	07:55	OSU - O.Gordon II 17 yd TD PASS from G.Rangel (PAT KICK by L.Ward GOOD) , 10-75 6:06	14-14
2nd	00:32	OSU - O.Gordon II 2 yd TD RUSH (PAT KICK by L.Ward GOOD) , 7-76 3:12	21-14
3rd	05:51	BYU - L.Martin 8 yd TD RUSH (PAT KICK by W.Ferrin GOOD) , 7-69 4:01	21-21
3rd	03:43	BYU - K.Marion 34 yd TD PASS from J.Retzlaff (PAT KICK by W.Ferrin GOOD) , 4-44 2:01	21-28
4th	14:50	OSU - A.Bowman 16 yd TD PASS from B.Presley (PAT KICK by L.Ward GOOD) , 9-79 3:47	28-28
4th	09:39	BYU - W.Ferrin 41 yd FG , 11-52 5:11	28-31
4th	01:13	OSU - B.Presley 6 yd TD PASS from A.Bowman (PAT KICK by L.Ward GOOD) , 17-76 8:22	35-31
4th	00:10	BYU - D.Lassiter 35 yd TD PASS from J.Retzlaff (PAT KICK by W.Ferrin GOOD) , 8-75 1:03	35-38

**Quickie Stats**  
**#0 BYU vs. #0 UCF (Final)**  
**10/26/2024 at Orlando, Florida**



	BYU	UCF
Score	37	24
<b>FIRST DOWNS</b>	29	18
<b>RUSHES-YARDS (NET)</b>	51-252	29-181
<b>PASSING-YARDS (NET)</b>	228	198
Passes Att-Comp-Int	24-16-0	27-14-2
<b>TOTAL OFFENSE PLAYS-YARDS</b>	75-480	56-379
Fumble Returns-Yards	0-0	1-0
Punt Returns-Yards	1-6	0-0
Kickoff Returns-Yards	0-0	2-22
Interception Returns-Yards	2-6	0-0
Punts (Number-Avg)	2-41.5	4-43.5
Fumbles-Lost	2-1	1-0
Penalties-Yards	8-50	5-55
Possession Time	40:28	19:32
Third-Down Conversions	7-15	2-10
Fourth-Down Conversions	2-2	2-2
Red-Zone Scores-Chances	5-5	3-3

**BYU**

Rushing	No.	Gain	Loss	Net	TD	Lg	Avg
L.Martin	15	101	0	101	1	20	6.7
H.Ropati	13	86	3	83	0	20	6.4
J.Retzlaff	14	61	23	38	1	29	2.7

Passing	C-A-I	Yds	TD	Long	Sack
J.Retzlaff	16-24-0	228	2	62	3

Receiving	No.	Yards	TD	Long	Tgt	YAC
D.Lassiter	4	54	0	20	5	13
P.Kingston	4	37	0	20	4	14
C.Roberts	2	75	1	62	5	34
R.Swanson	1	18	0	18	1	0

Punting	No.	Yds	Avg	Long	In20	TB
S.Vander Haar	2	83	41.5	45	1	0

Punt Returns	No.	Yards	TD	Long
P.Kingston	1	6	0	6

Kick Returns	No.	Yards	TD	Long
--------------	-----	-------	----	------

Tackles	UA-A	Total	Sacks	TFL
C.Wakley	5-0	5	0	0
I.Glasker	4-1	5	0	1
H.Taggart	3-1	4	0	0

**UCF**

Rushing	No.	Gain	Loss	Net	TD	Lg	Avg
R.Harvey	16	128	1	127	2	54	7.9
D.Rizk	4	31	0	31	0	11	7.8
J.Richardson	1	9	0	9	0	9	9

Passing	C-A-I	Yds	TD	Long	Sack
D.Rizk	6-10-0	102	1	32	0
J.Brown	8-17-2	96	0	40	1

Receiving	No.	Yards	TD	Long	Tgt	YAC
J.Jones	6	116	1	40	8	56
C.Magwood	3	57	0	32	6	17
R.Harvey	2	10	0	11	3	10
R.Pittman Jr.	2	9	0	6	5	12

Punting	No.	Yds	Avg	Long	In20	TB
M.McCarthy	4	174	43.5	46	3	0

Punt Returns	No.	Yards	TD	Long
--------------	-----	-------	----	------

Kick Returns	No.	Yards	TD	Long
C.Peterson	2	22	0	15

Tackles	UA-A	Total	Sacks	TFL
D.Dotson	7-1	8	2	3
N.Kelly	3-4	7	0	0.5
S.Arnold, II	4-2	6	0	0.5

Qtr	Time	Scoring Play	V-H
1st	10:32	BYU - J.Retzlaff 29 yd TD RUSH (PAT KICK by W.Ferrin GOOD) , 8-75 4:28	7-0
2nd	14:53	BYU - W.Ferrin 41 yd FG , 18-69 8:17	10-0
2nd	08:13	BYU - L.Martin 15 yd TD RUSH (PAT KICK by W.Ferrin GOOD) , 8-92 4:58	17-0
2nd	07:02	UCF - R.Harvey 2 yd TD RUSH (PAT KICK by G.Reddick GOOD) , 4-75 1:11	17-7
2nd	00:59	UCF - G.Reddick 38 yd FG , 10-67 3:02	17-10
2nd	00:27	BYU - C.Roberts 62 yd TD PASS from J.Retzlaff (PAT KICK by W.Ferrin GOOD) , 4-75 0:32	24-10
3rd	07:01	BYU - M.Ta'ase 1 yd TD PASS from J.Retzlaff (PAT KICK by W.Ferrin GOOD) , 10-72 6:03	31-10
3rd	03:40	BYU - W.Ferrin 37 yd FG , 4-8 2:08	34-10
4th	09:14	UCF - R.Harvey 5 yd TD RUSH (PAT RUSH by D.Rizk GOOD) , 4-60 1:29	34-18
4th	03:10	BYU - W.Ferrin 36 yd FG , 11-57 6:04	37-18
4th	00:56	UCF - J.Jones 29 yd TD PASS from D.Rizk (PAT PASS to D.Rizk FAILED) , 12-89 2:09	37-24





	BYU	UTES
Score	22	21
FIRST DOWNS	20	15
RUSHES-YARDS (NET)	32-120	30-147
PASSING-YARDS (NET)	219	112
Passes Att-Comp-Int	33-15-0	22-12-2
TOTAL OFFENSE PLAYS-YARDS	65-339	52-259
Fumble Returns-Yards	0-0	0-0
Punt Returns-Yards	3--5	0-0
Kickoff Returns-Yards	3-131	3-92
Interception Returns-Yards	2-0	0-0
Punts (Number-Avg)	5-44.8	6-48.3
Fumbles-Lost	3-0	0-0
Penalties-Yards	10-69	10-90
Possession Time	26:18	30:22
Third-Down Conversions	1-12	6-12
Fourth-Down Conversions	1-2	0-0
Red-Zone Scores-Chances	3-3	3-3

BYU

Rushing	No.	Gain	Loss	Net	TD	Lg	Avg
L.Martin	11	72	4	68	0	39	6.2
H.Ropati	8	38	0	38	0	14	4.8
K.Marion	2	13	1	12	0	13	6

Passing	C-A-I	Yds	TD	Long	Sack
J.Retzlaff	15-33-0	219	0	32	3

Receiving	No.	Yards	TD	Long	Tgt	YAC
C.Roberts	6	91	0	32	8	13
D.Lassiter	4	46	0	27	13	10
J.Phillips	2	41	0	22	2	1
P.Kingston	2	22	0	12	3	-2

Punting	No.	Yds	Avg	Long	In20	TB
S.Vander Haar	5	224	44.8	46	1	0

Punt Returns	No.	Yards	TD	Long
P.Kingston	3	-5	0	0

Kick Returns	No.	Yards	TD	Long
K.Marion	3	131	1	96

Tackles	UA-A	Total	Sacks	TFL
H.Taggart	4-4	8	0	0
I.Glasker	2-5	7	0	0.5
J.Kelly	3-4	7	0	1

Utah

Rushing	No.	Gain	Loss	Net	TD	Lg	Avg
M.Bernard	17	82	4	78	0	16	4.6
B.Rose	7	55	0	55	0	27	7.9
J.Glover	4	13	1	12	0	5	3

Passing	C-A-I	Yds	TD	Long	Sack
B.Rose	12-21-1	112	2	36	0
D.Alford	0-1-1	0	0	0	0

Receiving	No.	Yards	TD	Long	Tgt	YAC
D.Singer	5	76	0	36	9	22
B.Kuithe	4	23	1	20	5	5
M.Bernard	2	6	1	7	4	10
C.Ryan	1	7	0	7	1	3

Punting	No.	Yds	Avg	Long	In20	TB
J.Bouwmeester	6	290	48.3	59	5	1

Punt Returns	No.	Yards	TD	Long

Kick Returns	No.	Yards	TD	Long
S.Snowden	3	92	0	36

Tackles	UA-A	Total	Sacks	TFL
K.Reid	3-5	8	1	2
L.Barton	1-6	7	0	1
L.Fano	1-4	5	0.5	1.5

Qtr	Time	Scoring Play	V-H
1st	01:05	BYU - W.Ferrin 23 yd FG , 12-57 5:47	3-0
2nd	13:24	UTES - B.Kuithe 20 yd TD PASS from B.Rose (PAT KICK by C.Becker GOOD) , 6-64 2:31	3-7
2nd	13:09	BYU - K.Marion 96 yd TD KICKOFF RETURN (PAT KICK by W.Ferrin GOOD) ,	10-7
2nd	05:31	UTES - B.Kuithe 1 yd TD RUSH (PAT KICK by C.Becker GOOD) , 12-75 7:38	10-14
2nd	01:46	UTES - M.Bernard 7 yd TD PASS from B.Rose (PAT KICK by C.Becker GOOD) , 3-45 1:36	10-21
3rd	08:10	BYU - W.Ferrin 33 yd FG , 6-39 2:14	13-21
4th	12:35	BYU - J.Retzlaff 1 yd TD RUSH (PAT PASS to J.Retzlaff FAILED) , 9-95 4:57	19-21
4th	00:03	BYU - W.Ferrin 44 yd FG , 11-65 1:53	22-21

**Quickie Stats**  
**Kansas vs. BYU (Final)**  
**11/16/2024 at Provo, Utah**



	KAN	BYU
Score	17	13
<b>FIRST DOWNS</b>	13	23
<b>RUSHES-YARDS (NET)</b>	33-73	34-162
<b>PASSING-YARDS (NET)</b>	169	192
Passes Att-Comp-Int	19-12-1	29-18-1
<b>TOTAL OFFENSE PLAYS-YARDS</b>	52-242	63-354
Fumble Returns-Yards	1-0	0-0
Punt Returns-Yards	1-5	1--7
Kickoff Returns-Yards	1-14	2-50
Interception Returns-Yards	1-0	1-0
Punts (Number-Avg)	4-37.3	3-40.7
Fumbles-Lost	0-0	1-1
Penalties-Yards	2-10	2-10
Possession Time	28:57	31:03
Third-Down Conversions	4-12	3-10
Fourth-Down Conversions	1-1	1-2
Red-Zone Scores-Chances	3-3	2-4

**Kansas**

<b>Rushing</b>	No.	Gain	Loss	Net	TD	Lg	Avg
Neal, Devin	14	56	4	52	2	8	3.7
Daniels, Jalon	10	23	8	15	0	11	1.5
Morrison, Sevon	1	8	0	8	0	8	8

<b>Passing</b>	C-A-I	Yds	TD	Long	Sack
Daniels, Jalon	12-19-1	169	0	29	1

<b>Receiving</b>	No.	Yards	TD	Long	Tgt
Grimm, Luke	4	77	0	27	5
Neal, Devin	3	10	0	5	4
Skinner, Quentin	2	51	0	29	2
Casey, Jared	2	21	0	14	3

<b>Punting</b>	No.	Yds	Avg	Long	In20	TB
Daniels, Jalon	1	26	26.0	26	1	0
Greaves, Damon	3	123	41.0	47	0	0

<b>Punt Returns</b>	No.	Yards	TD	Long
Grimm, Luke	1	5	0	5

<b>Kick Returns</b>	No.	Yards	TD	Long
Wilson, Trevor	1	14	0	14

<b>Tackles</b>	UA-A	Total	Sacks	TFL
Grant, Marvin	7-3	10	0	0
Davis, Taylor	6-2	8	0	1
Brown, JB	5-1	6	0	0

**BYU**

<b>Rushing</b>	No.	Gain	Loss	Net	TD	Lg	Avg
Martin, LJ	15	77	1	76	0	12	5.1
Ropati, Hinckley	8	35	0	35	0	14	4.4
Retzlaff, Jake	7	27	6	21	0	11	3

<b>Passing</b>	C-A-I	Yds	TD	Long	Sack
Retzlaff, Jake	18-28-1	192	1	30	2
TEAM	0-1-0	0	0	0	0

<b>Receiving</b>	No.	Yards	TD	Long	Tgt
Roberts, Chase	5	71	0	24	6
Marion, Keelan	3	42	0	17	5
Lassiter, Darius	3	26	0	13	6
Ta'ase, Mata'ava	3	14	0	16	3

<b>Punting</b>	No.	Yds	Avg	Long	In20	TB
Vander Haar, Sam	3	122	40.7	44	2	0

<b>Punt Returns</b>	No.	Yards	TD	Long
Johnson, Evan	1	-7	0	0

<b>Kick Returns</b>	No.	Yards	TD	Long
Marion, Keelan	2	50	0	33

<b>Tackles</b>	UA-A	Total	Sacks	TFL
Batty, Tyler	2-6	8	0.5	1.5
Taggart, Harrison	3-3	6	0	0
Mangelson, Blake	2-4	6	0	0.5

Qtr	Time	Scoring Play	V-H
1st	09:07	KAN - Neal, Devin 8 yd TD RUSH (PAT Kick by Allen, Tabor GOOD) , 10-84 05:49	7-0
2nd	14:11	BYU - Ferrin, Will 33 yd FG , 11-42 05:30	7-3
2nd	08:48	BYU - Ropati, Hinckley 30 yd TD PASS from Retzlaff, Jake (PAT Kick by Ferrin, Will GOOD) , 8-69 04:31	7-10
2nd	01:46	KAN - Allen, Tabor 25 yd FG , 11-68 07:02	10-10
3rd	04:30	BYU - Ferrin, Will 35 yd FG , 17-66 10:26	10-13
4th	13:19	KAN - Neal, Devin 3 yd TD RUSH (PAT Kick by Allen, Tabor GOOD) , 1-3 00:04	17-13



**2024-25 BYU Football**  
**Game Results**  
**All games**

Page 1/1  
as of Nov 17, 2024

**Team Results**

	Date	Opponent		Score	Overall	Conf	Time	Attend
	08/31/2024	Southern Ill.	W	41-13	1-0	0-0	3:21	63712
	09/06/2024	at SMU	W	18-15	2-0	0-0	3:31	31172
	09/14/2024	at Wyoming	W	34-14	3-0	0-0	3:25	24513
*	09/21/2024	Kansas St.	W	38-9	4-0	1-0	3:14	64201
*	09/28/2024	at Baylor	W	34-28	5-0	2-0	3:31	39583
*	10/12/2024	Arizona	W	41-19	6-0	3-0	3:30	64420
*	10/18/2024	Oklahoma St.	W	38-35	7-0	4-0	3:21	62841
*	10/26/2024	at UCF	W	37-24	8-0	5-0	3:32	42144
*	11/09/2024	at Utah	W	22-21	9-0	6-0	3:47	54383
*	11/16/2024	Kansas	L	13-17	9-1	6-1	3:08	62704



# 2024-25 BYU Football Combined Team Statistics All games

Page 1/3  
as of Nov 17, 2024

## Team Results

	Date	Opponent		Score	Att.
	08/31/2024	Southern Ill.	W	41-13	63712
	09/06/2024	at SMU	W	18-15	31172
	09/14/2024	at Wyoming	W	34-14	24513
*	09/21/2024	Kansas St.	W	38-9	64201
*	09/28/2024	at Baylor	W	34-28	39583
*	10/12/2024	Arizona	W	41-19	64420
*	10/18/2024	Oklahoma St.	W	38-35	62841
*	10/26/2024	at UCF	W	37-24	42144
*	11/09/2024	at Utah	W	22-21	54383
*	11/16/2024	Kansas	L	13-17	62704

## Rushing

Player	gp	att	gain	loss	net	avg	td	lg	avg/g
LJ Martin	7	90	512	11	501	5.6	5	39	71.6
Hinckley Ropati	7	65	361	4	357	5.5	1	26	51.0
Jake Retzlaff	10	78	411	99	312	4.0	4	29	31.2
Sione I Moa	8	23	116	6	110	4.8	1	24	13.8
Enoch Nawahine	7	29	104	6	98	3.4	1	12	14.0
Miles Davis	7	18	83	7	76	4.2	0	37	10.9
Pokaiaua Haunga	4	12	58	2	56	4.7	0	12	14.0
Keelan Marion	10	9	54	5	49	5.4	0	18	4.9
Parker Kingston	10	5	23	0	23	4.6	0	7	2.3
Sam Vander Haar	10	1	22	0	22	22.0	0	22	2.2
Chase Roberts	10	5	21	0	21	4.2	0	7	2.1
Gerry Bohanon	3	4	12	0	12	3.0	0	7	4.0
Will Ferrin	10	1	8	0	8	8.0	0	8	0.8
Team	10	12	0	15	-15	-1.3	0	0	-1.5
Total	10	353	1785	155	1630	4.6	12	39	163.0
Opponents	10	326	1585	193	1392	4.3	13	54	139.2

## Passing

Player	gp	effic	comp-att-int	pct	yds	td	lg	avg/g
Jake Retzlaff	10	140.9	170-290-8	58.6	2283	19	62	228.3
Gerry Bohanon	3	175.6	3-3-0	100.0	27	0	14	9.0
Parker Kingston	10	353.6	1-2-0	50.0	33	1	33	3.3
Hinckley Ropati	7	-200.0	0-1-1	0.0	0	0	0	0.0
Team	10	0.0	0-3-0	0.0	0	0	0	0.0
Total	10	140.1	174-299-9	58.2	2343	20	62	234.3
Opponents	10	99.0	169-319-17	53.0	1761	10	43	176.1

## Receiving

Player	gp	no.	yds	avg	td	lg	avg/g
Chase Roberts	10	42	659	15.7	4	62	65.9
Darius Lassiter	9	38	576	15.2	4	57	64.0
Keelan Marion	10	16	262	16.4	1	52	26.2
Keanu Hill	10	11	102	9.3	1	20	10.2
Parker Kingston	10	10	145	14.5	1	36	14.5
Kody Epps	6	8	54	6.8	1	17	9.0
Ryner Swanson	10	8	61	7.6	0	18	6.1
Mata'ava Ta'ase	10	7	76	10.9	3	26	7.6
Jojo Phillips	10	7	134	19.1	1	57	13.4
LJ Martin	7	6	56	9.3	2	33	8.0
Miles Davis	7	5	68	13.6	1	26	9.7
Hinckley Ropati	7	4	50	12.5	1	30	7.1
Pokaiaua Haunga	4	4	44	11.0	0	13	11.0
Sione I Moa	8	4	26	6.5	0	12	3.3
Cody Hagen	8	3	29	9.7	0	16	3.6
Enoch Nawahine	7	1	1	1.0	0	1	0.1
Total	10	174	2343	13.5	20	62	234.3
Opponents	10	169	1761	10.4	10	43	176.1

## Game Records

Record	Overall	Home	Away	Neutral
ALL GAMES	9-1	4-1	5-0	0-0
CONFERENCE	6-1	3-1	3-0	0-0
NON-CONFERENCE	3-0	1-0	2-0	0-0

## Team Statistics

	BYU	OPP
<b>First Downs</b>	<b>219</b>	<b>173</b>
Rushing	98	72
Passing	108	90
Penalty	13	11
<b>Rushing Yardage</b>	<b>1630</b>	<b>1392</b>
Rushing attempts	353	326
Average per rush	4.6	4.3
Average per game	163.0	139.2
TDs Rushing	12	13
<b>Passing Yardage</b>	<b>2343</b>	<b>1761</b>
Comp-Att-Int	174-299-9	169-319-17
Average per pass	7.8	5.5
Average per catch	13.5	10.4
Average per game	234.3	176.1
TDs Passing	20	10
<b>Total offense</b>	<b>3973</b>	<b>3153</b>
Average per play	6.1	4.9
Average per game	397.3	315.3
<b>Kick returns: #-Yards</b>	<b>15-401</b>	<b>19-393</b>
<b>Punt returns: #-Yards</b>	<b>12-121</b>	<b>8-66</b>
<b>Int returns: #-Yards</b>	<b>17-95</b>	<b>9-89</b>
<b>Fumbles-Lost</b>	<b>11-4</b>	<b>10-5</b>
<b>Penalties-Yards</b>	<b>48-391</b>	<b>57-491</b>
<b>Punts-Avg</b>	<b>33-41.9</b>	<b>39-45.4</b>
<b>Time of possession / game</b>	<b>31:53</b>	<b>28:07</b>
<b>3rd-down conversion</b>	<b>38/119</b>	<b>57/141</b>
<b>4rd-down conversion</b>	<b>17/22</b>	<b>13/26</b>
<b>PAT-attempts</b>	<b>(35-35) 100%</b>	<b>(19-20) 95%</b>
<b>2-point conversion-attempts</b>	<b>(1-2) 50%</b>	<b>(1-3) 33%</b>

## Interceptions

Player	no.	yds	avg	td	lg
Jakob Robinson	3	6	2.0	0	3
Marque Collins	2	0	0.0	0	0
Crew Wakley	2	0	0.0	0	0
Tanner Wall	2	47	23.5	0	47
Isaiah Glasker	2	27	13.5	1	21
Tyler Batty	1	0	0.0	0	0
Blake Mangelson	1	0	0.0	0	0
Harrison Taggart	1	15	15.0	0	15
Evan Johnson	1	0	0.0	0	0
Tommy Prassas	1	0	0.0	0	0
Faletau Satuala	1	0	0.0	0	0
Total	17	95	5.6	1	47
Opponents	9	89	9.9	0	34





# 2024-25 BYU Football Combined Team Statistics All games

Page 2/3  
as of Nov 17, 2024

## Field Goals

Player	fg	pct.	01-19	20-29	30-39	40-49	50-99	lg	blk
Will Ferrin	19-22	86.4	0-0	2-2	10-11	5-6	2-3	54	0
Opponents	12-14	85.7	0-0	5-5	3-3	2-3	2-3	53	0

## Scoring

Player	td	fg	PAT					dxp	saf	pts
			kick	rush	rcv	pass				
Will Ferrin	-	19-22	35-35	-	-	-	-	-	-	92
LJ Martin	7	-	-	-	-	-	-	-	-	42
Chase Roberts	4	-	-	-	-	-	-	-	-	24
Darius Lassiter	4	-	-	-	-	-	-	-	-	24
Jake Retzlaff	4	-	-	-	-	1	-	-	-	24
Mata'ava Ta'ase	3	-	-	-	-	-	-	-	-	18
Keelan Marion	3	-	-	-	-	-	-	-	-	18
Hinckley Ropati	2	-	-	-	-	-	-	-	-	12
Parker Kingston	2	-	-	-	-	-	-	-	-	12
Keanu Hill	1	-	-	-	-	1	-	-	-	8
Miles Davis	1	-	-	-	-	-	-	-	-	6
Kody Epps	1	-	-	-	-	-	-	-	-	6
Enoch Nawahine	1	-	-	-	-	-	-	-	-	6
Isaiah Glasker	1	-	-	-	-	-	-	-	-	6
Jojo Phillips	1	-	-	-	-	-	-	-	-	6
Sione I Moa	1	-	-	-	-	-	-	-	-	6
Tommy Prassas	1	-	-	-	-	-	-	-	-	6
Total	37	19-22	35-35	0	1	1	0	0	0	316
Opponents	23	12-14	19-20	1	0	0	0	0	0	195

## Score by Periods

Team	1st	2nd	3rd	4th	OT	TOT
BYU	66	95	99	56	0	316
Opponents	31	80	23	61	0	195

## Punting

Player	no.	yds	avg	lg	tb	fc	i20	50+	blk
Sam Vander Haar	28	1202	42.9	70	0	17	13	1	0
Landon Rehkow	5	180	36.0	49	0	0	0	0	0
Total	33	1382	41.9	70	0	17	13	1	0
Opponents	39	1769	45.4	65	2	18	13	10	0

## Punt Returns

Player	no.	yds	avg	td	lg
Parker Kingston	11	128	11.6	1	90
Evan Johnson	1	-7	-7.0	0	0
Total	12	121	10.1	1	90
Opponents	8	66	8.3	0	20

## Kick Returns

Player	no.	yds	avg	td	lg
Keelan Marion	14	400	28.6	2	100
Ray Paulo	1	1	1.0	0	1
Total	15	401	26.7	2	100
Opponents	19	393	20.7	0	36

## All Purpose

Player	g	rush	rcv	pr	kr	ir	total	avg/g
Keelan Marion	10	49	262	0	400	0	711	71.1
Chase Roberts	10	21	659	0	0	0	680	68.0
Darius Lassiter	9	0	576	0	0	0	576	64.0
LJ Martin	7	501	56	0	0	0	557	79.6
Hinckley Ropati	7	357	50	0	0	0	407	58.1
Jake Retzlaff	10	312	0	0	0	0	312	31.2
Parker Kingston	10	23	145	128	0	0	296	29.6
Miles Davis	7	76	68	0	0	0	144	20.6
Sione I Moa	8	110	26	0	0	0	136	17.0
Jojo Phillips	10	0	134	0	0	0	134	13.4
Keanu Hill	10	0	102	0	0	0	102	10.2
Pokaiaua Haunga	4	56	44	0	0	0	100	25.0
Enoch Nawahine	7	98	1	0	0	0	99	14.1
Mata'ava Ta'ase	10	0	76	0	0	0	76	7.6
Ryner Swanson	10	0	61	0	0	0	61	6.1
Kody Epps	6	0	54	0	0	0	54	9.0
Tanner Wall	10	0	0	0	0	47	47	4.7
Cody Hagen	8	0	29	0	0	0	29	3.6
Isaiah Glasker	10	0	0	0	0	27	27	2.7
Sam Vander Haar	10	22	0	0	0	0	22	2.2
Harrison Taggart	10	0	0	0	0	15	15	1.5
Gerry Bohanon	3	12	0	0	0	0	12	4.0
Will Ferrin	10	8	0	0	0	0	8	0.8
Jakob Robinson	10	0	0	0	0	6	6	0.6
Ray Paulo	10	0	0	0	1	0	1	0.1
Evan Johnson	9	0	0	-7	0	0	-7	-0.8
Total	10	1630	2343	121	401	95	4590	459.0
Opponents	10	1392	1761	66	393	89	3701	370.1

## Total Offense

Player	g	plays	rush	pass	total	avg/g
Jake Retzlaff	10	368	312	2283	2595	259.5
LJ Martin	7	90	501	0	501	71.6
Hinckley Ropati	7	66	357	0	357	51.0
Sione I Moa	8	23	110	0	110	13.8
Enoch Nawahine	7	29	98	0	98	14.0
Miles Davis	7	18	76	0	76	10.9
Parker Kingston	10	7	23	33	56	5.6
Pokaiaua Haunga	4	12	56	0	56	14.0
Keelan Marion	10	9	49	0	49	4.9
Gerry Bohanon	3	7	12	27	39	13.0
Sam Vander Haar	10	1	22	0	22	2.2
Chase Roberts	10	5	21	0	21	2.1
Will Ferrin	10	1	8	0	8	0.8
Total	10	652	1630	2343	3973	397.3
Opponents	10	645	1392	1761	3153	315.3



2024-25 BYU Football  
Combined Team Statistics  
All games

Page 3/3  
as of Nov 17, 2024

Team Defense

			Tackles				Sacks	Pass defense			Fumbles		blkd	
##	Player	gp	ua	a	tot	tfl/yds	no-yds	int-yds	brup	qbh	fr-yds	ff	kick	saf
11	Harrison Taggart	10	32	31	63	1.5-4	.	1-15	3	4	1-0	1	.	.
16	Isaiah Glasker	10	30	19	49	10.5-37	2.5-24	2-27	4	2	.	1	.	.
7	Crew Wakley	10	30	12	42	1-11	1-11	2-0	1	.	.	.	.	.
17	Jack Kelly	10	25	14	39	7-42	4-33	.	1	9	1-0	1	.	.
92	Tyler Batty	10	20	18	38	4.5-11	1.5-7	1-0	2	6	.	.	.	.
93	Blake Mangelson	10	15	20	35	5.5-22	2-17	1-0	1	2	.	.	.	.
0	Jakob Robinson	10	20	12	32	5-21	.	3-6	4	2	1-0	1	.	.
28	Tanner Wall	10	19	13	32	.	.	2-47	.	.	.	.	.	.
13	Isaiah Bagnah	10	8	11	19	2-13	1-11	.	2	2	.	.	.	.
2	Marque Collins	10	12	7	19	1-1	.	2-0	8	1	.	.	.	.
94	John Nelson	10	10	9	19	2-6	1-5	.	3	2	.	.	.	.
3	Raider Damuni	9	12	7	19	1.5-3	.	.	.	.	.	.	.	.
22	Tommy Prassas	10	9	7	16	.	.	1-0	.	.	1-30	.	.	.
58	Aisea Moa	10	8	5	13	0.5-1	.	.	.	3	.	1	.	.
4	Mory Bamba	7	7	5	12	.	.	.	2	.	.	.	.	.
21	Evan Johnson	9	9	2	11	.	.	1-0	1	1	.	.	.	.
1	Micah Harper	6	6	4	10	.	.	.	1	.	.	.	.	.
41	Sione Moa	6	5	5	10	.	.	.	.	.	.	.	.	.
59	Logan Lutui	10	6	3	9	2-4	.	.	2	3	.	.	.	.
99	Joshua Singh	10	2	7	9	1.5-3	.	.	.	.	.	.	.	.
55	John Taumoepeau	9	4	5	9	1-14	1-14	.	.	.	.	.	.	.
33	Choe Bryant-Strother	6	5	3	8	1-4	.	.	.	.	.	.	.	.
25	Talan Alfrey	9	5	3	8	.	.	.	.	.	.	.	.	.
26	Ethan Slade	10	4	4	8	.	.	.	.	.	1-0	.	.	.
45	Viliami Po'uha	10	6	2	8	.	.	.	.	2	.	.	.	.
95	Luke Toomalatai	7	1	7	8	0.5-2	.	.	.	1	.	.	.	.
10	Faletau Satuala	9	4	2	6	.	.	1-0	.	.	.	.	.	.
48	Bodie Schoonover	10	3	1	4	.	.	.	.	.	.	.	.	.
18	Cody Hagen	8	3	1	4	.	.	.	.	.	.	.	.	.
23	Jonathan Kabeya	8	1	3	4	.	.	.	1	.	.	.	.	.
54	Siale Esera	4	1	2	3	.	.	.	.	1	.	.	.	.
63	Bruce Mitchell	10	1	1	2	.	.	.	.	.	.	.	.	.
20	Koa Eldredge	4	.	2	2	.	.	.	.	.	.	.	.	.
30	Miles Hall	5	2	.	2	.	.	.	.	.	.	.	.	.
24	Therrian Alexander	9	2	.	2	.	.	.	2	.	.	.	.	.
44	Ephraim Asiata	10	2	.	2	.	.	.	.	.	.	.	.	.
1	Keanu Hill	10	1	.	1	.	.	.	.	.	.	.	.	.
64	Braden Keim	9	1	.	1	.	.	.	.	.	.	.	.	.
44	Will Ferrin	10	1	.	1	.	.	.	.	.	.	.	.	.
2	Chase Roberts	10	1	.	1	.	.	.	.	.	.	.	.	.
61	Weylin Lapuahoh	10	1	.	1	.	.	.	.	.	.	.	.	.
15	Chika Ebunoha	5	1	.	1	.	.	.	.	.	.	.	.	.
29	Jayden Dunlap	5	1	.	1	.	.	.	.	.	.	.	.	.
18	Ace Kaufusi	5	.	1	1	.	.	.	.	.	.	.	.	.
32	Marcus McKenzie	4	1	.	1	.	.	.	1	.	.	.	.	.
42	Ray Paulo	10	1	.	1	.	.	.	.	.	.	.	.	.
12	Jake Retzlaff	10	1	.	1	.	.	.	.	.	.	.	.	.
43	Cannon Skidmore	7	1	.	1	.	.	.	.	.	.	.	.	.
Totals		10	340	248	588	48-199	14-122	17-95	39	41	5-30	5	0	0
Opponents		10	344	288	632	50-158	14-77	9-89	34	13	4-0	8	0	0



2024-25 BYU Football  
Overall Team Statistics  
All games

Page 1/2  
as of Nov 17, 2024

Team Statistics

	BYU	OPP
<b>Scoring</b>	<b>316</b>	<b>195</b>
Points per game	31.6	19.5
Points Off Turnovers	75	17
<b>First Downs</b>	<b>219</b>	<b>173</b>
Rushing	98	72
Passing	108	90
Penalty	13	11
<b>Rushing Yardage</b>	<b>1630</b>	<b>1392</b>
Yards gained rushing	1785	1585
Yards lost rushing	155	193
Rushing attempts	353	326
Average per rush	4.6	4.3
Average per game	163.0	139.2
TDs Rushing	12	13
<b>Passing Yardage</b>	<b>2343</b>	<b>1761</b>
Comp-Att-Int	174-299-9	169-319-17
Average per pass	7.8	5.5
Average per catch	13.5	10.4
Average per game	234.3	176.1
TDs Passing	20	10
<b>Total offense</b>	<b>3973</b>	<b>3153</b>
Total plays	652	645
Average per play	6.1	4.9
Average per game	397.3	315.3
<b>Kick returns: #-Yards</b>	<b>15-401</b>	<b>19-393</b>
<b>Punt returns: #-Yards</b>	<b>12-121</b>	<b>8-66</b>
<b>Int returns: #-Yards</b>	<b>17-95</b>	<b>9-89</b>
<b>Kick return average</b>	<b>26.7</b>	<b>20.7</b>
<b>Punt return average</b>	<b>10.1</b>	<b>8.3</b>
<b>Int return average</b>	<b>5.6</b>	<b>9.9</b>
<b>Fumbles-Lost</b>	<b>11-4</b>	<b>10-5</b>
<b>Penalties-Yards</b>	<b>48-391</b>	<b>57-491</b>
Average per game	39.1	49.1
<b>Punts-Yards</b>	<b>33-1382</b>	<b>39-1769</b>
Average per punt	41.9	45.4
Net punt average	40.3	41.2
<b>Kickoffs-Yards</b>	<b>65-4085</b>	<b>43-2716</b>
Average per kick	62.8	63.2
Net kick average	40.2	37.6
<b>Time of possession / game</b>	<b>31:53</b>	<b>28:07</b>
<b>3rd-down conversion</b>	<b>38/119</b>	<b>57/141</b>
3rd-down pct	32%	40%
<b>4rd-down conversion</b>	<b>17/22</b>	<b>13/26</b>





2024-25 BYU Football  
Overall Team Statistics  
All games

Page 2/2  
as of Nov 17, 2024

	BYU	OPP
4rd-down pct	77%	50%
<b>Sacks by-Yards</b>	<b>14-122</b>	<b>14-77</b>
<b>Misc Yards</b>	<b>0</b>	<b>0</b>
<b>Touchdowns scored</b>	<b>37</b>	<b>23</b>
<b>Field goals - attempts</b>	<b>19-22</b>	<b>12-14</b>
<b>On-Side kicks</b>	<b>0-0</b>	<b>0-2</b>
<b>Red-zone scores</b>	<b>(34-38) 89%</b>	<b>(27-30) 90%</b>
<b>Red-zone touchdowns</b>	<b>(21-38) 55%</b>	<b>(19-30) 63%</b>
<b>PAT-attempts</b>	<b>(35-35) 100%</b>	<b>(19-20) 95%</b>
<b>2-point conversion-attempts</b>	<b>(1-2) 50%</b>	<b>(1-3) 33%</b>
<b>Attendance</b>	<b>317878</b>	<b>191795</b>
Games / Avg per game	5/63576	5/38359
Neutral site games	-	0/0

Score by Periods

Team	1st	2nd	3rd	4th	OT	TOT
BYU	66	95	99	56	0	316
Opponents	31	80	23	61	0	195



# 2024-25 BYU Football Individual Statistics All games

Page 1/3  
as of Nov 17, 2024

## Rushing

Player	gp	att	gain	loss	net	avg	td	lg	avg/g
LJ Martin	7	90	512	11	501	5.6	5	39	71.6
Hinckley Ropati	7	65	361	4	357	5.5	1	26	51.0
Jake Retzlaff	10	78	411	99	312	4.0	4	29	31.2
Sione I Moa	8	23	116	6	110	4.8	1	24	13.8
Enoch Nawahine	7	29	104	6	98	3.4	1	12	14.0
Miles Davis	7	18	83	7	76	4.2	0	37	10.9
Pokaiaua Haunga	4	12	58	2	56	4.7	0	12	14.0
Keelan Marion	10	9	54	5	49	5.4	0	18	4.9
Parker Kingston	10	5	23	0	23	4.6	0	7	2.3
Sam Vander Haar	10	1	22	0	22	22.0	0	22	2.2
Chase Roberts	10	5	21	0	21	4.2	0	7	2.1
Gerry Bohanon	3	4	12	0	12	3.0	0	7	4.0
Will Ferrin	10	1	8	0	8	8.0	0	8	0.8
Darius Lassiter	9	1	0	0	0	0.0	0	0	0.0
Team	10	12	0	15	-15	-1.3	0	0	-1.5
<b>Total</b>	<b>10</b>	<b>353</b>	<b>1785</b>	<b>155</b>	<b>1630</b>	<b>4.6</b>	<b>12</b>	<b>39</b>	<b>163.0</b>
<b>Opponents</b>	<b>10</b>	<b>326</b>	<b>1585</b>	<b>193</b>	<b>1392</b>	<b>4.3</b>	<b>13</b>	<b>54</b>	<b>139.2</b>

## Passing

Player	gp	effic	comp-att-int	pct	yds	td	lg	avg/g
Jake Retzlaff	10	140.9	170-290-8	58.6	2283	19	62	228.3
Gerry Bohanon	3	175.6	3-3-0	100.0	27	0	14	9.0
Parker Kingston	10	353.6	1-2-0	50.0	33	1	33	3.3
Hinckley Ropati	7	-200.0	0-1-1	0.0	0	0	0	0.0
Team	10	0.0	0-3-0	0.0	0	0	0	0.0
<b>Total</b>	<b>10</b>	<b>140.1</b>	<b>174-299-9</b>	<b>58.2</b>	<b>2343</b>	<b>20</b>	<b>62</b>	<b>234.3</b>
<b>Opponents</b>	<b>10</b>	<b>99.0</b>	<b>169-319-17</b>	<b>53.0</b>	<b>1761</b>	<b>10</b>	<b>43</b>	<b>176.1</b>

## Receiving

Player	gp	no.	yds	avg	td	lg	avg/g
Chase Roberts	10	42	659	15.7	4	62	65.9
Darius Lassiter	9	38	576	15.2	4	57	64.0
Keelan Marion	10	16	262	16.4	1	52	26.2
Keanu Hill	10	11	102	9.3	1	20	10.2
Parker Kingston	10	10	145	14.5	1	36	14.5
Kody Epps	6	8	54	6.8	1	17	9.0
Ryner Swanson	10	8	61	7.6	0	18	6.1
Mata'ava Ta'ase	10	7	76	10.9	3	26	7.6
Jojo Phillips	10	7	134	19.1	1	57	13.4
LJ Martin	7	6	56	9.3	2	33	8.0
Miles Davis	7	5	68	13.6	1	26	9.7
Hinckley Ropati	7	4	50	12.5	1	30	7.1
Pokaiaua Haunga	4	4	44	11.0	0	13	11.0
Sione I Moa	8	4	26	6.5	0	12	3.3
Cody Hagen	8	3	29	9.7	0	16	3.6
Enoch Nawahine	7	1	1	1.0	0	1	0.1
<b>Total</b>	<b>10</b>	<b>174</b>	<b>2343</b>	<b>13.5</b>	<b>20</b>	<b>62</b>	<b>234.3</b>
<b>Opponents</b>	<b>10</b>	<b>169</b>	<b>1761</b>	<b>10.4</b>	<b>10</b>	<b>43</b>	<b>176.1</b>

## Punt Returns

Player	no.	yds	avg	td	lg
Parker Kingston	11	128	11.6	1	90
Evan Johnson	1	-7	-7.0	0	0
<b>Total</b>	<b>12</b>	<b>121</b>	<b>10.1</b>	<b>1</b>	<b>90</b>
<b>Opponents</b>	<b>8</b>	<b>66</b>	<b>8.3</b>	<b>0</b>	<b>20</b>

## Interceptions

Player	no.	yds	avg	td	lg
Jakob Robinson	3	6	2.0	0	3
Marque Collins	2	0	0.0	0	0
Crew Wakley	2	0	0.0	0	0
Tanner Wall	2	47	23.5	0	47
Isaiah Glasker	2	27	13.5	1	21
Tyler Batty	1	0	0.0	0	0
Blake Mangelson	1	0	0.0	0	0
Harrison Taggart	1	15	15.0	0	15
Evan Johnson	1	0	0.0	0	0
Tommy Prassas	1	0	0.0	0	0
Faletau Satuala	1	0	0.0	0	0
<b>Total</b>	<b>17</b>	<b>95</b>	<b>5.6</b>	<b>1</b>	<b>47</b>
<b>Opponents</b>	<b>9</b>	<b>89</b>	<b>9.9</b>	<b>0</b>	<b>34</b>

## Kick Returns

Player	no.	yds	avg	td	lg
Keelan Marion	14	400	28.6	2	100
Ray Paulo	1	1	1.0	0	1
<b>Total</b>	<b>15</b>	<b>401</b>	<b>26.7</b>	<b>2</b>	<b>100</b>
<b>Opponents</b>	<b>19</b>	<b>393</b>	<b>20.7</b>	<b>0</b>	<b>36</b>

## Fumbles Recovered

Player	no.	yds	avg	td	lg
Tommy Prassas	1	30	30.0	1	30
Jakob Robinson	1	0	0.0	0	0
Jack Kelly	1	0	0.0	0	0
Ethan Slade	1	0	0.0	0	0
Harrison Taggart	1	0	0.0	0	0
<b>Total</b>	<b>5</b>	<b>30</b>	<b>6.0</b>	<b>1</b>	<b>30</b>
<b>Opponents</b>	<b>4</b>	<b>0</b>	<b>0.0</b>	<b>0</b>	<b>0</b>



2024-25 BYU Football  
Individual Statistics  
All games

Page 2/3  
as of Nov 17, 2024

### Scoring

Player	td	fg	PAT					pts
			kick	rush	rcv	pass	dxp	
Will Ferrin	-	19-22	35-35	-	-	-	-	92
LJ Martin	7	-	-	-	-	-	-	42
Chase Roberts	4	-	-	-	-	-	-	24
Darius Lassiter	4	-	-	-	-	-	-	24
Jake Retzlaff	4	-	-	-	-	1	-	24
Mata'ava Ta'ase	3	-	-	-	-	-	-	18
Keelan Marion	3	-	-	-	-	-	-	18
Hinckley Ropati	2	-	-	-	-	-	-	12
Parker Kingston	2	-	-	-	-	-	-	12
Keanu Hill	1	-	-	-	1	-	-	8
Miles Davis	1	-	-	-	-	-	-	6
Kody Epps	1	-	-	-	-	-	-	6
Enoch Nawahine	1	-	-	-	-	-	-	6
Isaiah Glasker	1	-	-	-	-	-	-	6
Jojo Phillips	1	-	-	-	-	-	-	6
Sione I Moa	1	-	-	-	-	-	-	6
Tommy Prassas	1	-	-	-	-	-	-	6
<b>Total</b>	<b>37</b>	<b>19-22</b>	<b>35-35</b>	<b>0</b>	<b>1</b>	<b>1</b>	<b>0</b>	<b>316</b>
<b>Opponents</b>	<b>23</b>	<b>12-14</b>	<b>19-20</b>	<b>1</b>	<b>0</b>	<b>0</b>	<b>0</b>	<b>195</b>

### Field Goals

Player	fg	pct.	01-19	20-29	30-39	40-49	50-99	lg	blk
Will Ferrin	19-22	86.4	0-0	2-2	10-11	5-6	2-3	54	0
<b>Opponents</b>	<b>12-14</b>	<b>85.7</b>	<b>0-0</b>	<b>5-5</b>	<b>3-3</b>	<b>2-3</b>	<b>2-3</b>	<b>53</b>	<b>0</b>

### FG Sequence

Team Name	BYU	Opponents
SMU	55,(26)	(53),(52),(38),(28),(45)
Kansas	(33),(35)	(25)
Arizona	(33),(39)	(47),(21)
UCF	(41),(37),(36)	(38)
Kansas St.	(31)	(32),(27),(28)
Oklahoma St.	(41)	48
Utah	(23),(33),(44)	
Baylor	(54),(37),49	50
Southern Ill.	36,(50),(41)	
Wyoming	(49),(37)	

Numbers in (parentheses) indicate field goal was made

### Total Offense

Player	g	plays	rush	pass	total	avg/g
Jake Retzlaff	10	368	312	2283	2595	259.5
LJ Martin	7	90	501	0	501	71.6
Hinckley Ropati	7	66	357	0	357	51.0
Sione I Moa	8	23	110	0	110	13.8
Enoch Nawahine	7	29	98	0	98	14.0
Miles Davis	7	18	76	0	76	10.9
Parker Kingston	10	7	23	33	56	5.6
Pokaiaua Haunga	4	12	56	0	56	14.0
Keelan Marion	10	9	49	0	49	4.9
Gerry Bohanon	3	7	12	27	39	13.0
Sam Vander Haar	10	1	22	0	22	2.2
Chase Roberts	10	5	21	0	21	2.1
Will Ferrin	10	1	8	0	8	0.8
Team	10	0	-15	0	-15	-1.5
<b>Total</b>	<b>10</b>	<b>652</b>	<b>1630</b>	<b>2343</b>	<b>3973</b>	<b>397.3</b>
<b>Opponents</b>	<b>10</b>	<b>645</b>	<b>1392</b>	<b>1761</b>	<b>3153</b>	<b>315.3</b>

### Punting

Player	no.	yds	avg	lg	tb	fc	i20	50+	blk
Sam Vander Haar	28	1202	42.9	70	0	17	13	1	0
Landon Rehkow	5	180	36.0	49	0	0	0	0	0
<b>Total</b>	<b>33</b>	<b>1382</b>	<b>41.9</b>	<b>70</b>	<b>0</b>	<b>17</b>	<b>13</b>	<b>1</b>	<b>0</b>
<b>Opponents</b>	<b>39</b>	<b>1769</b>	<b>45.4</b>	<b>65</b>	<b>2</b>	<b>18</b>	<b>13</b>	<b>10</b>	<b>0</b>

### Kickoffs

Player	no.	yds	avg	tb	ob	retn	net	ydl
Will Ferrin	63	3956	62.8	35	1			
Matthias Dunn	2	129	64.5	0	0			
<b>Total</b>	<b>65</b>	<b>4085</b>	<b>62.8</b>	<b>35</b>	<b>1</b>	<b>19</b>	<b>40.2</b>	<b>24</b>
<b>Opponents</b>	<b>43</b>	<b>2716</b>	<b>63.2</b>	<b>26</b>	<b>1</b>	<b>15</b>	<b>37.6</b>	<b>27</b>





2024-25 BYU Football  
Individual Statistics  
All games

Page 3/3  
as of Nov 17, 2024

All Purpose

Player	g	rush	rcv	pr	kr	ir	total	avg/g
Keelan Marion	10	49	262	0	400	0	711	71.1
Chase Roberts	10	21	659	0	0	0	680	68.0
Darius Lassiter	9	0	576	0	0	0	576	64.0
LJ Martin	7	501	56	0	0	0	557	79.6
Hinckley Ropati	7	357	50	0	0	0	407	58.1
Jake Retzlaff	10	312	0	0	0	0	312	31.2
Parker Kingston	10	23	145	128	0	0	296	29.6
Miles Davis	7	76	68	0	0	0	144	20.6
Sione I Moa	8	110	26	0	0	0	136	17.0
Jojo Phillips	10	0	134	0	0	0	134	13.4
Keanu Hill	10	0	102	0	0	0	102	10.2
Pokaiaua Haunga	4	56	44	0	0	0	100	25.0
Enoch Nawahine	7	98	1	0	0	0	99	14.1
Mata'ava Ta'ase	10	0	76	0	0	0	76	7.6
Ryner Swanson	10	0	61	0	0	0	61	6.1
Kody Epps	6	0	54	0	0	0	54	9.0
Tanner Wall	10	0	0	0	0	47	47	4.7
Cody Hagen	8	0	29	0	0	0	29	3.6
Isaiah Glasker	10	0	0	0	0	27	27	2.7
Sam Vander Haar	10	22	0	0	0	0	22	2.2
Harrison Taggart	10	0	0	0	0	15	15	1.5
Gerry Bohanon	3	12	0	0	0	0	12	4.0
Will Ferrin	10	8	0	0	0	0	8	0.8
Jakob Robinson	10	0	0	0	0	6	6	0.6
Ray Paulo	10	0	0	0	1	0	1	0.1
Evan Johnson	9	0	0	-7	0	0	-7	-0.8
Team	10	-15	0	0	0	0	-15	-1.5
<b>Total</b>	<b>10</b>	<b>1630</b>	<b>2343</b>	<b>121</b>	<b>401</b>	<b>95</b>	<b>4590</b>	<b>459.0</b>
<b>Opponents</b>	<b>10</b>	<b>1392</b>	<b>1761</b>	<b>66</b>	<b>393</b>	<b>89</b>	<b>3701</b>	<b>370.1</b>



**2024-25 BYU Football**  
**Overall Defense Statistics**  
**All games**

Page 1/2  
as of Nov 17, 2024

**Team Defense**

			Tackles				Sacks	Pass defense			Fumbles	blkd		
##	Player	gp	ua	a	tot	tfl/yds	no-yds	int-yds	brup	qbh	fr-yds	ff	kick	saf
11	Harrison Taggart	10	32	31	63	1.5-4	.	1-15	3	4	1-0	1	.	.
16	Isaiah Glasker	10	30	19	49	10.5-37	2.5-24	2-27	4	2	.	1	.	.
7	Crew Wakley	10	30	12	42	1-11	1-11	2-0	1	.	.	.	.	.
17	Jack Kelly	10	25	14	39	7-42	4-33	.	1	9	1-0	1	.	.
92	Tyler Batty	10	20	18	38	4.5-11	1.5-7	1-0	2	6	.	.	.	.
93	Blake Mangelson	10	15	20	35	5.5-22	2-17	1-0	1	2	.	.	.	.
28	Tanner Wall	10	19	13	32	.	.	2-47	.	.	.	.	.	.
0	Jakob Robinson	10	20	12	32	5-21	.	3-6	4	2	1-0	1	.	.
13	Isaiah Bagnah	10	8	11	19	2-13	1-11	.	2	2	.	.	.	.
2	Marque Collins	10	12	7	19	1-1	.	2-0	8	1	.	.	.	.
3	Raider Damuni	9	12	7	19	1.5-3	.	.	.	.	.	.	.	.
94	John Nelson	10	10	9	19	2-6	1-5	.	3	2	.	.	.	.
22	Tommy Prassas	10	9	7	16	.	.	1-0	.	.	1-30	.	.	.
58	Aisea Moa	10	8	5	13	0.5-1	.	.	.	3	.	1	.	.
4	Mory Bamba	7	7	5	12	.	.	.	2	.	.	.	.	.
21	Evan Johnson	9	9	2	11	.	.	1-0	1	1	.	.	.	.
41	Sione Moa	6	5	5	10	.	.	.	.	.	.	.	.	.
1	Micah Harper	6	6	4	10	.	.	.	1	.	.	.	.	.
99	Joshua Singh	10	2	7	9	1.5-3	.	.	.	.	.	.	.	.
59	Logan Lutui	10	6	3	9	2-4	.	.	2	3	.	.	.	.
55	John Taumoepeau	9	4	5	9	1-14	1-14	.	.	.	.	.	.	.
45	Viliami Po'uha	10	6	2	8	.	.	.	.	2	.	.	.	.
95	Luke Toomalatai	7	1	7	8	0.5-2	.	.	.	1	.	.	.	.
26	Ethan Slade	10	4	4	8	.	.	.	.	.	1-0	.	.	.
33	Choe Bryant-Strother	6	5	3	8	1-4	.	.	.	.	.	.	.	.
25	Talan Alfrey	9	5	3	8	.	.	.	.	.	.	.	.	.
10	Faletau Satuala	9	4	2	6	.	.	1-0	.	.	.	.	.	.
18	Cody Hagen	8	3	1	4	.	.	.	.	.	.	.	.	.
48	Bodie Schoonover	10	3	1	4	.	.	.	.	.	.	.	.	.
23	Jonathan Kabeya	8	1	3	4	.	.	.	1	.	.	.	.	.
54	Siale Esera	4	1	2	3	.	.	.	.	1	.	.	.	.
63	Bruce Mitchell	10	1	1	2	.	.	.	.	.	.	.	.	.
44	Ephraim Asiata	10	2	.	2	.	.	.	.	.	.	.	.	.
20	Koa Eldredge	4	.	2	2	.	.	.	.	.	.	.	.	.
30	Miles Hall	5	2	.	2	.	.	.	.	.	.	.	.	.
24	Therrian Alexander	9	2	.	2	.	.	.	2	.	.	.	.	.
43	Cannon Skidmore	7	1	.	1	.	.	.	.	.	.	.	.	.
44	Will Ferrin	10	1	.	1	.	.	.	.	.	.	.	.	.
12	Jake Retzlaff	10	1	.	1	.	.	.	.	.	.	.	.	.
64	Braden Keim	9	1	.	1	.	.	.	.	.	.	.	.	.
1	Keanu Hill	10	1	.	1	.	.	.	.	.	.	.	.	.



2024-25 BYU Football  
Overall Defense Statistics  
All games

Page 2/2  
as of Nov 17, 2024

			Tackles				Sacks	Pass defense			Fumbles	blkd		
##	Player	gp	ua	a	tot	tfl/yds	no-yds	int-yds	brup	qbh	fr-yds	ff	kick	saf
2	Chase Roberts	10	1	.	1	.	.	.	.	.	.	.	.	.
15	Chika Ebunoha	5	1	.	1	.	.	.	.	.	.	.	.	.
42	Ray Paulo	10	1	.	1	.	.	.	.	.	.	.	.	.
32	Marcus McKenzie	4	1	.	1	.	.	.	1	.	.	.	.	.
18	Ace Kaufusi	5	.	1	1	.	.	.	.	.	.	.	.	.
29	Jayden Dunlap	5	1	.	1	.	.	.	.	.	.	.	.	.
61	Weylin Lapuaho	10	1	.	1	.	.	.	.	.	.	.	.	.
	Totals	10	340	248	588	48-199	14-122	17-95	39	41	5-30	5	0	0
	Opponents	10	344	288	632	50-158	14-77	9-89	34	13	4-0	8	0	0





2024-25 BYU Football  
Team Game-by-Game  
All games

Page 1/1  
as of Nov 17, 2024

Date	Opponent	Rushing				Receiving				Passing				Kick Returns				Punt Returns				tot off
		no.	yds	td	lg	no.	yds	td	lg	cmp-att-int	yds	td	lg	no.	yds	td	lg	no.	yds	td	lg	
08/31/2024	Southern Ill.	47	179	2	19	20	348	3	57	20-30-0	348	3	57	1	-4	0	0	2	24	0	17	527
09/06/2024	at SMU	35	134	1	37	15	202	1	57	15-29-2	202	1	57	3	53	0	24	2	7	0	9	336
09/14/2024	at Wyoming	28	140	0	28	25	318	3	30	25-39-1	318	3	30	2	116	1	100	1	0	0	0	458
09/21/2024	Kansas St.	27	92	1	24	15	149	2	24	15-21-0	149	2	24	1	18	0	18	1	90	1	90	241
09/28/2024	at Baylor	36	149	1	22	18	218	3	44	18-33-2	218	3	44	2	16	0	15	2	4	0	2	367
10/12/2024	Arizona	27	147	1	16	19	251	3	38	19-33-0	251	3	38	0	0	0	0	0	0	0	0	398
10/18/2024	Oklahoma St.	36	255	3	29	13	218	2	50	13-28-3	218	2	50	1	21	0	21	0	0	0	0	473
10/26/2024	at UCF	51	252	2	29	16	228	2	62	16-24-0	228	2	62	0	0	0	0	1	6	0	6	480
11/09/2024	at Utah	32	120	1	39	15	219	0	32	15-33-0	219	0	32	3	131	1	96	2	-3	0	4	339
11/16/2024	Kansas	34	162	0	14	18	192	1	30	18-29-1	192	1	30	2	50	0	33	1	-7	0	0	354
BYU		353	1630	12	39	174	2343	20	62	174-299-9	2343	20	62	15	401	2	100	12	121	1	90	3973
Opponents		326	1392	13	54	169	1761	10	43	169-319-17	1761	10	43	19	393	0	36	8	66	0	20	3153

BYU Averages

Games	Avg/ rush	Avg/ catch	Pass effic	KR avg	PR avg	All purpose avg/game	Total offense avg/game
10	4.6	13.5	140.1	26.7	10.1	459.0	397.3

Date	Opponent	Tackles				Sacks	Fumble		Pass Defense			blkd	PAT attempts			off		
		ua	a	total	tfl-yds	no-yds	ff	fr-yds	int-yds	qbh	brup	kick	kick	rush	rcv	saf	t/o	pts
08/31/2024	Southern Ill.	23	24	47	7.0-31	2-16	0	0-0	1-3	3	4	0	5-5	0	0	0	3	41
09/06/2024	at SMU	39	38	77	8.0-39	3-27	1	2-0	1-0	9	5	0	1-1	0	1	0	0	18
09/14/2024	at Wyoming	33	20	53	4.0-15	1-10	0	0-0	1-0	0	5	0	4-4	0	0	0	0	34
09/21/2024	Kansas St.	41	38	79	3.0-13	1-9	3	1-30	2-15	5	2	0	5-5	0	0	0	21	38
09/28/2024	at Baylor	41	12	53	5.0-34	3-30	0	0-0	2-0	3	6	0	4-4	0	0	0	7	34
10/12/2024	Arizona	33	28	61	5.0-20	1-13	1	1-0	3-24	14	4	0	5-5	0	0	0	21	41
10/18/2024	Oklahoma St.	45	22	67	3.0-16	1-6	0	0-0	2-47	2	4	0	5-5	0	0	0	14	38
10/26/2024	at UCF	36	6	42	2.0-7	1-6	0	0-0	2-6	3	3	0	4-4	0	0	0	3	37
11/09/2024	at Utah	23	36	59	5.0-10	0-0	0	1-0	2-0	0	2	0	1-1	0	0	0	6	22
11/16/2024	Kansas	26	24	50	6.0-14	1-5	0	0-0	1-0	2	4	0	1-1	0	0	0	0	13
BYU		340	248	588	48.0-199	14-122	5	5-30	17-95	41	39	0	35-35	0	1	0	75	316
Opponents		344	288	632	50.0-158	14-77	8	4-0	9-89	13	34	0	19-20	1	0	0	17	195

Date	Opponent	Punting										Field Goals			Kickoffs			
		no.	yds	avg	long	blkd	tb	fc	50+	i20	md-att	long	blkd	no.	yds	avg	tb	ob
08/31/2024	Southern Ill.	2	84	42.0	48	0	0	1	0	1	2-3	50	0	7	454	64.9	4	0
09/06/2024	at SMU	6	247	41.2	49	0	0	1	0	0	1-2	26	0	4	230	57.5	1	0
09/14/2024	at Wyoming	4	147	36.8	45	0	0	3	0	1	2-2	49	0	7	455	65.0	6	0
09/21/2024	Kansas St.	4	166	41.5	46	0	0	1	0	3	1-1	31	0	7	455	65.0	5	0
09/28/2024	at Baylor	3	153	51.0	70	0	0	1	1	1	2-3	54	0	7	433	61.9	2	0
10/12/2024	Arizona	3	126	42.0	49	0	0	1	0	2	2-2	39	0	8	503	62.9	6	1
10/18/2024	Oklahoma St.	1	30	30.0	30	0	0	1	0	1	1-1	41	0	7	417	59.6	3	0
10/26/2024	at UCF	2	83	41.5	45	0	0	2	0	1	3-3	41	0	8	512	64.0	4	0
11/09/2024	at Utah	5	224	44.8	46	0	0	4	0	1	3-3	44	0	6	376	62.7	3	0
11/16/2024	Kansas	3	122	40.7	44	0	0	2	0	2	2-2	35	0	4	250	62.5	1	0
BYU		33	1382	41.9	70	0	0	17	1	13	19-22	54	0	65	4085	62.8	35	1
Opponents		39	1769	45.4	65	0	2	18	10	13	12-14	53	0	43	2716	63.2	26	1



2024-25 BYU Football  
Opponents Game-by-Game  
All games

Page 1/1  
as of Nov 17, 2024

Date	Opponent	Rushing				Receiving				Passing				Kick Returns				Punt Returns				tot off
		no.	yds	td	lg	no.	yds	td	lg	cmp-att-int	yds	td	lg	no.	yds	td	lg	no.	yds	td	lg	
08/31/2024	Southern Ill.	25	123	2	38	13	108	0	43	13-26-1	108	0	43	1	21	0	21	0	0	0	0	231
09/06/2024	at SMU	36	117	0	30	17	144	0	20	17-36-1	144	0	20	2	31	0	18	4	22	0	20	261
09/14/2024	at Wyoming	33	77	2	15	14	140	0	36	14-31-1	140	0	36	1	25	0	25	0	0	0	0	217
09/21/2024	Kansas St.	43	228	0	30	16	139	0	20	16-29-2	139	0	20	2	40	0	25	1	7	0	7	367
09/28/2024	at Baylor	28	63	1	20	27	324	3	34	27-48-2	324	3	34	4	94	0	29	1	20	0	20	387
10/12/2024	Arizona	32	114	1	14	26	275	1	39	26-52-3	275	1	39	0	0	0	0	1	12	0	12	389
10/18/2024	Oklahoma St.	37	269	2	54	18	152	3	21	18-29-2	152	3	21	3	54	0	21	0	0	0	0	421
10/26/2024	at UCF	29	181	2	54	14	198	1	40	14-27-2	198	1	40	2	22	0	15	0	0	0	0	379
11/09/2024	at Utah	30	147	1	27	12	112	2	36	12-22-2	112	2	36	3	92	0	36	0	0	0	0	259
11/16/2024	Kansas	33	73	2	11	12	169	0	29	12-19-1	169	0	29	1	14	0	14	1	5	0	5	242
Opponents		326	1392	13	54	169	1761	10	43	169-319-17	1761	10	43	19	393	0	36	8	66	0	20	3153
BYU		353	1630	12	39	174	2343	20	62	174-299-9	2343	20	62	15	401	2	100	12	121	1	90	3973

Opponents Averages

Games	Avg/ rush	Avg/ catch	Pass effic	KR avg	PR avg	All purpose avg/game	Total offense avg/game
10	4.3	10.4	99.0	20.7	8.3	370.1	315.3

Date	Opponent	Tackles				Sacks	Fumble		Pass Defense			blkd	PAT attempts			off		
		ua	a	total	tfl-yds	no-yds	ff	fr-yds	int-yds	qbh	brup	kick	kick	rush	rcv	saf	t/o	pts
08/31/2024	Southern Ill.	40	42	82	5.0-19	2-15	2	0-0	0-0	2	1	0	1-2	0	0	0	0	13
09/06/2024	at SMU	27	40	67	6.0-16	1-7	1	1-0	2-47	2	4	0	0-0	0	0	0	3	15
09/14/2024	at Wyoming	36	28	64	2.0-5	0-0	0	0-0	1-0	0	6	0	2-2	0	0	0	0	14
09/21/2024	Kansas St.	25	28	53	5.0-20	2-17	0	0-0	0-0	1	1	0	0-0	0	0	0	0	9
09/28/2024	at Baylor	39	18	57	4.0-10	0-0	0	0-0	2-0	1	4	0	4-4	0	0	0	0	28
10/12/2024	Arizona	29	26	55	3.0-6	0-0	1	1-0	0-0	3	1	0	1-1	0	0	0	0	19
10/18/2024	Oklahoma St.	34	20	54	2.0-7	1-5	0	0-0	3-42	1	5	0	5-5	0	0	0	7	35
10/26/2024	at UCF	45	32	77	9.0-29	3-16	2	1-0	0-0	3	1	0	1-1	1	0	0	0	24
11/09/2024	at Utah	26	40	66	9.0-36	3-12	2	0-0	0-0	0	9	0	3-3	0	0	0	0	21
11/16/2024	Kansas	43	14	57	5.0-10	2-5	0	1-0	1-0	0	2	0	2-2	0	0	0	7	17
Opponents		344	288	632	50.0-158	14-77	8	4-0	9-89	13	34	0	19-20	1	0	0	17	195
BYU		340	248	588	48.0-199	14-122	5	5-30	17-95	41	39	0	35-35	0	1	0	75	316

Date	Opponent	Punting										Field Goals			Kickoffs			
		no.	yds	avg	long	blkd	tb	fc	50+	i20	md-att	long	blkd	no.	yds	avg	tb	ob
08/31/2024	Southern Ill.	7	320	45.7	65	0	0	2	2	3	0-0	0	0	3	188	62.7	2	0
09/06/2024	at SMU	4	193	48.3	52	0	1	1	1	0	5-5	53	0	6	381	63.5	3	0
09/14/2024	at Wyoming	8	350	43.8	50	0	0	6	1	0	0-0	0	0	3	195	65.0	1	0
09/21/2024	Kansas St.	1	57	57.0	57	0	0	0	1	0	3-3	32	0	4	260	65.0	3	0
09/28/2024	at Baylor	3	148	49.3	52	0	0	0	2	0	0-1	0	0	5	274	54.8	2	1
10/12/2024	Arizona	1	36	36.0	36	0	0	1	0	1	2-2	47	0	4	260	65.0	4	0
10/18/2024	Oklahoma St.	1	52	52.0	52	0	0	1	1	0	0-1	0	0	6	390	65.0	5	0
10/26/2024	at UCF	4	174	43.5	46	0	0	3	0	3	1-1	38	0	4	256	64.0	3	0
11/09/2024	at Utah	6	290	48.3	59	0	1	2	2	5	0-0	0	0	4	252	63.0	1	0
11/16/2024	Kansas	4	149	37.3	47	0	0	2	0	1	1-1	25	0	4	260	65.0	2	0
Opponents		39	1769	45.4	65	0	2	18	10	13	12-14	53	0	43	2716	63.2	26	1
BYU		33	1382	41.9	70	0	0	17	1	13	19-22	54	0	65	4085	62.8	35	1



**2024-25 BYU Football**  
**Team Game Highs**  
**All games**

Page 1/1  
as of Nov 17, 2024

**BYU - Game Highs**

<b>RUSHES</b>	51	at UCF (10/26/2024)
<b>YARDS RUSHING</b>	255	Oklahoma St. (10/18/2024)
<b>YARDS PER RUSH</b>	7.1	Oklahoma St. (10/18/2024)
<b>TD RUSHES</b>	3	Oklahoma St. (10/18/2024)
<b>PASS ATTEMPTS</b>	39	at Wyoming (09/14/2024)
<b>PASS COMPLETIONS</b>	25	at Wyoming (09/14/2024)
<b>YARDS PASSING</b>	348	Southern Ill. (08/31/2024)
<b>YARDS PER PASS</b>	11.6	Southern Ill. (08/31/2024)
<b>TD PASSES</b>	3 3 3 3	Arizona (10/12/2024) at Baylor (09/28/2024) at Wyoming (09/14/2024) Southern Ill. (08/31/2024)
<b>TOTAL PLAYS</b>	77	Southern Ill. (08/31/2024)
<b>TOTAL OFFENSE</b>	527	Southern Ill. (08/31/2024)
<b>YARDS PER PLAY</b>	7.4	Oklahoma St. (10/18/2024)
<b>POINTS</b>	41 41	Arizona (10/12/2024) Southern Ill. (08/31/2024)
<b>SACKS BY</b>	3 3	at Baylor (09/28/2024) at SMU (09/06/2024)
<b>FIRST DOWNS</b>	29	at UCF (10/26/2024)
<b>PENALTIES</b>	10	at Utah (11/09/2024)
<b>PENALTY YARDS</b>	80	at Wyoming (09/14/2024)
<b>TURNOVERS</b>	3 3	Oklahoma St. (10/18/2024) at SMU (09/06/2024)
<b>PUNTS</b>	6	at SMU (09/06/2024)
<b>PUNTING AVG</b>	51.0	at Baylor (09/28/2024)
<b>LONG PUNT</b>	70	at Baylor (09/28/2024)
<b>PUNTS INSIDE 20</b>	3	Kansas St. (09/21/2024)
<b>LONG PUNT RETURN</b>	90	Kansas St. (09/21/2024)



**2024-25 BYU Football**  
**Opponent Match Highs**  
**All games**

Page 1/1  
as of Nov 17, 2024

**Opponent - Game Highs**

<b>RUSHES</b>	43	Kansas St. (09/21/2024)
<b>YARDS RUSHING</b>	269	Oklahoma St. (10/18/2024)
<b>YARDS PER RUSH</b>	7.3	Oklahoma St. (10/18/2024)
<b>TD RUSHES</b>	2 2 2 2 2	Kansas (11/16/2024) at UCF (10/26/2024) Oklahoma St. (10/18/2024) at Wyoming (09/14/2024) Southern Ill. (08/31/2024)
<b>PASS ATTEMPTS</b>	52	Arizona (10/12/2024)
<b>PASS COMPLETIONS</b>	27	at Baylor (09/28/2024)
<b>YARDS PASSING</b>	324	at Baylor (09/28/2024)
<b>YARDS PER PASS</b>	8.9	Kansas (11/16/2024)
<b>TD PASSES</b>	3 3	Oklahoma St. (10/18/2024) at Baylor (09/28/2024)
<b>TOTAL PLAYS</b>	84	Arizona (10/12/2024)
<b>TOTAL OFFENSE</b>	421	Oklahoma St. (10/18/2024)
<b>YARDS PER PLAY</b>	6.8	at UCF (10/26/2024)
<b>POINTS</b>	35	Oklahoma St. (10/18/2024)
<b>SACKS BY</b>	3 3	at Utah (11/09/2024) at UCF (10/26/2024)
<b>FIRST DOWNS</b>	25	Arizona (10/12/2024)
<b>PENALTIES</b>	10	at Utah (11/09/2024)
<b>PENALTY YARDS</b>	90	at Utah (11/09/2024)
<b>TURNOVERS</b>	4	Arizona (10/12/2024)
<b>PUNTS</b>	8	at Wyoming (09/14/2024)
<b>PUNTING AVG</b>	57.0	Kansas St. (09/21/2024)
<b>LONG PUNT</b>	65	Southern Ill. (08/31/2024)
<b>PUNTS INSIDE 20</b>	5	at Utah (11/09/2024)
<b>LONG PUNT RETURN</b>	20 20	at Baylor (09/28/2024) at SMU (09/06/2024)





2024-25 BYU Football  
Team Match Lows  
All games

Page 1/1  
as of Nov 17, 2024

BYU - Game Lows

RUSHES	27	Arizona (10/12/2024)
	27	Kansas St. (09/21/2024)
YARDS RUSHING	92	Kansas St. (09/21/2024)
YARDS PER RUSH	3.4	Kansas St. (09/21/2024)
TD RUSHES	0	Kansas (11/16/2024)
	0	at Wyoming (09/14/2024)
PASS ATTEMPTS	21	Kansas St. (09/21/2024)
PASS COMPLETIONS	13	Oklahoma St. (10/18/2024)
YARDS PASSING	149	Kansas St. (09/21/2024)
YARDS PER PASS	6.6	at Baylor (09/28/2024)
TD PASSES	0	at Utah (11/09/2024)
TOTAL PLAYS	48	Kansas St. (09/21/2024)
TOTAL OFFENSE	241	Kansas St. (09/21/2024)
YARDS PER PLAY	5.0	Kansas St. (09/21/2024)
POINTS	13	Kansas (11/16/2024)
SACKS BY	0	at Utah (11/09/2024)
FIRST DOWNS	14	Kansas St. (09/21/2024)
PENALTIES	2	Kansas (11/16/2024)
	2	Oklahoma St. (10/18/2024)
	2	Kansas St. (09/21/2024)
PENALTY YARDS	10	Kansas (11/16/2024)
INTERCEPTIONS BY	1	Kansas (11/16/2024)
	1	at Wyoming (09/14/2024)
	1	at SMU (09/06/2024)
	1	Southern Ill. (08/31/2024)
PUNTS	1	Oklahoma St. (10/18/2024)
PUNTING AVG	30.0	Oklahoma St. (10/18/2024)
LONG PUNT	30	Oklahoma St. (10/18/2024)
PUNTS INSIDE 20	0	at SMU (09/06/2024)
LONG PUNT RETURN	0	Kansas (11/16/2024)
	0	Oklahoma St. (10/18/2024)
	0	Arizona (10/12/2024)
	0	at Wyoming (09/14/2024)



**2024-25 BYU Football**  
**Opponent Match Lows**  
**All games**

Page 1/1  
as of Nov 17, 2024

**Opponent - Game Lows**

<b>RUSHES</b>	25	Southern Ill. (08/31/2024)
<b>YARDS RUSHING</b>	63	at Baylor (09/28/2024)
<b>YARDS PER RUSH</b>	2.2	Kansas (11/16/2024)
<b>TD RUSHES</b>	0	Kansas St. (09/21/2024)
	0	at SMU (09/06/2024)
<b>PASS ATTEMPTS</b>	19	Kansas (11/16/2024)
<b>PASS COMPLETIONS</b>	12	Kansas (11/16/2024)
	12	at Utah (11/09/2024)
<b>YARDS PASSING</b>	108	Southern Ill. (08/31/2024)
<b>YARDS PER PASS</b>	4.0	at SMU (09/06/2024)
<b>TD PASSES</b>	0	Kansas (11/16/2024)
	0	Kansas St. (09/21/2024)
	0	at Wyoming (09/14/2024)
	0	at SMU (09/06/2024)
	0	Southern Ill. (08/31/2024)
<b>TOTAL PLAYS</b>	51	Southern Ill. (08/31/2024)
<b>TOTAL OFFENSE</b>	217	at Wyoming (09/14/2024)
<b>YARDS PER PLAY</b>	3.4	at Wyoming (09/14/2024)
<b>POINTS</b>	9	Kansas St. (09/21/2024)
<b>SACKS BY</b>	0	Arizona (10/12/2024)
	0	at Baylor (09/28/2024)
	0	at Wyoming (09/14/2024)
<b>FIRST DOWNS</b>	12	at Wyoming (09/14/2024)
	12	Southern Ill. (08/31/2024)
<b>PENALTIES</b>	1	Oklahoma St. (10/18/2024)
<b>PENALTY YARDS</b>	5	Oklahoma St. (10/18/2024)
<b>INTERCEPTIONS BY</b>	0	at Utah (11/09/2024)
	0	at UCF (10/26/2024)
	0	Arizona (10/12/2024)
	0	Kansas St. (09/21/2024)
	0	Southern Ill. (08/31/2024)
<b>PUNTS</b>	1	Oklahoma St. (10/18/2024)
	1	Arizona (10/12/2024)
	1	Kansas St. (09/21/2024)
<b>PUNTING AVG</b>	36.0	Arizona (10/12/2024)
<b>LONG PUNT</b>	36	Arizona (10/12/2024)
<b>PUNTS INSIDE 20</b>	0	Oklahoma St. (10/18/2024)
	0	at Baylor (09/28/2024)
	0	Kansas St. (09/21/2024)
	0	at Wyoming (09/14/2024)
	0	at SMU (09/06/2024)
<b>LONG PUNT RETURN</b>	0	at Utah (11/09/2024)
	0	at UCF (10/26/2024)
	0	Oklahoma St. (10/18/2024)
	0	at Wyoming (09/14/2024)
	0	Southern Ill. (08/31/2024)



**2024-25 BYU Football**  
**Individual Game Highs**  
**All games**

Page 1/2  
as of Nov 17, 2024

**BYU - Individual Game Highs**

<b>RUSHES</b>	20	LJ Martin vs Oklahoma St. (10/18/2024)
<b>YARDS RUSHING</b>	120	LJ Martin vs Oklahoma St. (10/18/2024)
<b>TD RUSHES</b>	2	LJ Martin vs Oklahoma St. (10/18/2024)
<b>LONG RUSH</b>	39	LJ Martin at Utah (11/09/2024)
<b>PASS ATTEMPTS</b>	36	Jake Retzlaff at Wyoming (09/14/2024)
<b>PASS COMPLETIONS</b>	22	Jake Retzlaff at Wyoming (09/14/2024)
<b>YARDS PASSING</b>	348	Jake Retzlaff vs Southern Ill. (08/31/2024)
<b>TD PASSES</b>	3	Jake Retzlaff at Baylor (09/28/2024)
	3	Jake Retzlaff at Wyoming (09/14/2024)
	3	Jake Retzlaff vs Southern Ill. (08/31/2024)
<b>LONG PASS</b>	62	Jake Retzlaff at UCF (10/26/2024)
<b>RECEPTIONS</b>	8	Darius Lassiter at Baylor (09/28/2024)
<b>YARDS RECEIVING</b>	129	Darius Lassiter vs Oklahoma St. (10/18/2024)
	129	Chase Roberts at Wyoming (09/14/2024)
<b>TD RECEPTIONS</b>	1	Hinckley Ropati vs Kansas (11/16/2024)
	1	Chase Roberts at UCF (10/26/2024)
	1	Mata'ava Ta'ase at UCF (10/26/2024)
	1	Darius Lassiter vs Oklahoma St. (10/18/2024)
	1	Keelan Marion vs Oklahoma St. (10/18/2024)
	1	LJ Martin vs Arizona (10/12/2024)
	1	Parker Kingston vs Arizona (10/12/2024)
	1	Chase Roberts vs Arizona (10/12/2024)
	1	Miles Davis at Baylor (09/28/2024)
	1	Chase Roberts at Baylor (09/28/2024)
	1	Darius Lassiter at Baylor (09/28/2024)
	1	Chase Roberts vs Kansas St. (09/21/2024)
	1	Darius Lassiter vs Kansas St. (09/21/2024)
	1	Keanu Hill at Wyoming (09/14/2024)
	1	Kody Epps at Wyoming (09/14/2024)
	1	Darius Lassiter at Wyoming (09/14/2024)
	1	Mata'ava Ta'ase at SMU (09/06/2024)
	1	Mata'ava Ta'ase vs Southern Ill. (08/31/2024)
	1	LJ Martin vs Southern Ill. (08/31/2024)
	1	Jojo Phillips vs Southern Ill. (08/31/2024)
<b>LONG RECEPTION</b>	62	Chase Roberts at UCF (10/26/2024)
<b>PUNTS</b>	5	Sam Vander Haar at Utah (11/09/2024)
<b>PUNTING AVG</b>	51.0	Sam Vander Haar at Baylor (09/28/2024)
<b>LONG PUNT</b>	70	Sam Vander Haar at Baylor (09/28/2024)
<b>PUNTS INSIDE 20</b>	3	Sam Vander Haar vs Kansas St. (09/21/2024)
<b>LONG PUNT RETURN</b>	90	Parker Kingston vs Kansas St. (09/21/2024)
<b>LONG KICKOFF RETURN</b>	100	Keelan Marion at Wyoming (09/14/2024)
<b>TACKLES</b>	11	Harrison Taggart vs Oklahoma St. (10/18/2024)



**2024-25 BYU Football**  
**Individual Game Highs**  
**All games**

Page 2/2  
as of Nov 17, 2024

**BYU - Individual Game Highs**

<b>SACKS</b>	1	Blake Mangelson at UCF (10/26/2024)
	1	Jack Kelly vs Oklahoma St. (10/18/2024)
	1	Isaiah Glasker vs Arizona (10/12/2024)
	1	Tyler Batty at Baylor (09/28/2024)
	1	Crew Wakley at Baylor (09/28/2024)
	1	John Taumoepeau at Baylor (09/28/2024)
	1	Jack Kelly vs Kansas St. (09/21/2024)
	1	Jack Kelly at Wyoming (09/14/2024)
	1	Jack Kelly at SMU (09/06/2024)
	1	Blake Mangelson at SMU (09/06/2024)
	1	Isaiah Glasker at SMU (09/06/2024)
	1	Isaiah Bagnah vs Southern Ill. (08/31/2024)
	1	John Nelson vs Southern Ill. (08/31/2024)
<b>TACKLES FOR LOSS</b>	2.5	Blake Mangelson at SMU (09/06/2024)





**2024-25 BYU Football**  
**Opponent Individual Match Highs**  
**All games**

Page 1/1  
as of Nov 17, 2024

**Opponent - Individual Game Highs**

<b>RUSHES</b>	19	DJ Giddens vs Kansas St. (09/21/2024)
<b>YARDS RUSHING</b>	127	RJ Harvey at UCF (10/26/2024)
<b>TD RUSHES</b>	2 2 2 2 2	Devin Neal vs Kansas (11/16/2024) RJ Harvey at UCF (10/26/2024) Ollie Gordon II vs Oklahoma St. (10/18/2024) Evan Svoboda at Wyoming (09/14/2024) DJ Williams vs Southern Ill. (08/31/2024)
<b>LONG RUSH</b>	54 54	RJ Harvey at UCF (10/26/2024) Garret Rangel vs Oklahoma St. (10/18/2024)
<b>PASS ATTEMPTS</b>	52	Noah Fifita vs Arizona (10/12/2024)
<b>PASS COMPLETIONS</b>	27	Sawyer Robertson at Baylor (09/28/2024)
<b>YARDS PASSING</b>	324	Sawyer Robertson at Baylor (09/28/2024)
<b>TD PASSES</b>	3	Sawyer Robertson at Baylor (09/28/2024)
<b>LONG PASS</b>	43	DJ Williams vs Southern Ill. (08/31/2024)
<b>RECEPTIONS</b>	8	Hal Presley at Baylor (09/28/2024)
<b>YARDS RECEIVING</b>	125	Josh Cameron at Baylor (09/28/2024)
<b>TD RECEPTIONS</b>	2	Josh Cameron at Baylor (09/28/2024)
<b>LONG RECEPTION</b>	43	Keontez Lewis vs Southern Ill. (08/31/2024)
<b>FIELD GOALS</b>	5	Collin Rogers at SMU (09/06/2024)
<b>LONG FIELD GOALS</b>	53	Collin Rogers at SMU (09/06/2024)
<b>PUNTS</b>	8	Jack Culbreath at Wyoming (09/14/2024)
<b>PUNTING AVG</b>	57.0	Simon McClannan vs Kansas St. (09/21/2024)
<b>LONG PUNT</b>	65	Paul Geelen vs Southern Ill. (08/31/2024)
<b>PUNTS INSIDE 20</b>	5	Jack Bouwmeester at Utah (11/09/2024)
<b>LONG PUNT RETURN</b>	20 20	Josh Cameron at Baylor (09/28/2024) Roderick Daniels, Jr. at SMU (09/06/2024)
<b>LONG KICKOFF RETURN</b>	36	Smith Snowden at Utah (11/09/2024)
<b>TACKLES</b>	12	Colin Bohanek vs Southern Ill. (08/31/2024)
<b>SACKS</b>	2	Daylan Dotson at UCF (10/26/2024)
<b>TACKLES FOR LOSS</b>	3 3	Zemaiah Vaughn at Utah (11/09/2024) Daylan Dotson at UCF (10/26/2024)
<b>INTERCEPTIONS</b>	1 1 1 1 1 1 1 1 1 1 1	Mello Dotson vs Kansas (11/16/2024) Korie Black vs Oklahoma St. (10/18/2024) Lyrik Rawls vs Oklahoma St. (10/18/2024) Parker Robertson vs Oklahoma St. (10/18/2024) Elinus Noel III at Baylor (09/28/2024) Corey Gordon Jr. at Baylor (09/28/2024) Wrook Brown at Wyoming (09/14/2024) Kobe Wilson at SMU (09/06/2024) Jared Harrison-Hunte at SMU (09/06/2024)



2024-25 BYU Football  
Games Played  
All games

Page 1/2  
as of Nov 17, 2024

##	Player	GP-GS	SIU	SMU	UW	KState	Baylor	UA	OSU	UCF	Utah	KU
0	Kody Epps	6/4	START	XXX	START	START	START	...	...	...	...	XXX
0	Jakob Robinson	10/10	START	START	START	START	START	START	START	START	START	START
1	Keanu Hill	10/3	START	START	XXX	START	XXX	XXX	XXX	XXX	XXX	XXX
1	Micah Harper	6/1	START	XXX	...	XXX	XXX	XXX	XXX	...	...	...
2	Marque Collins	10/9	START	START	START	XXX	START	START	START	START	START	START
2	Chase Roberts	10/10	START	START	START	START	START	START	START	START	START	START
3	Gerry Bohanon	3/0	XXX	...	XXX	XXX	...	...	...	...	...	...
3	Raider Damuni	9/0	...	XXX	XXX	XXX	XXX	XXX	XXX	XXX	XXX	XXX
4	Miles Davis	7/1	XXX	XXX	START	XXX	XXX	XXX	...	XXX	...	...
4	Mory Bamba	7/3	...	...	...	XXX	START	XXX	START	START	XXX	XXX
5	Darius Lassiter	9/9	...	START	START	START	START	START	START	START	START	START
7	Crew Wakley	10/8	XXX	XXX	START	START	START	START	START	START	START	START
7	Hinckley Ropati	7/2	START	XXX	...	...	...	START	XXX	XXX	XXX	XXX
10	Treyson Bourguet	0/0	...	...	...	...	...	...	...	...	...	...
10	Faletau Satuala	9/0	XXX	...	XXX	XXX	XXX	XXX	XXX	XXX	XXX	XXX
11	Harrison Taggart	10/10	START	START	START	START	START	START	START	START	START	START
11	Parker Kingston	10/0	XXX	XXX	XXX	XXX	XXX	XXX	XXX	XXX	XXX	XXX
12	Preston Rex	1/0	XXX	...	...	...	...	...	...	...	...	...
12	Jake Retzlaff	10/10	START	START	START	START	START	START	START	START	START	START
12	Isaiah Bagnah	10/5	XXX	XXX	START	START	XXX	START	XXX	XXX	START	START
13	Jojo Phillips	10/1	XXX	XXX	XXX	XXX	XXX	XXX	START	XXX	XXX	XXX
15	Chika Ebunoha	5/0	XXX	...	XXX	...	XXX	XXX	XXX	...	...	...
15	McCae Hillstead	0/0	...	...	...	...	...	...	...	...	...	...
16	Cole Hagen	0/0	...	...	...	...	...	...	...	...	...	...
16	Isaiah Glasker	10/6	XXX	START	XXX	START	XXX	START	START	XXX	START	START
17	Keelan Marion	10/4	START	XXX	XXX	XXX	XXX	START	XXX	START	XXX	START
17	Jack Kelly	10/10	START	START	START	START	START	START	START	START	START	START
18	Ace Kaufusi	5/0	XXX	...	...	XXX	...	XXX	XXX	...	XXX	...
18	Cody Hagen	8/0	XXX	XXX	XXX	XXX	XXX	XXX	XXX	XXX	...	...
19	Noah Lugo	0/0	...	...	...	...	...	...	...	...	...	...
20	Marquis Taliuli	0/0	...	...	...	...	...	...	...	...	...	...
20	Koa Eldredge	4/0	XXX	XXX	XXX	XXX	...	...	...	...	...	...
21	Evan Johnson	9/4	START	START	START	START	...	XXX	XXX	XXX	XXX	XXX
21	Enoch Nawahine	7/1	XXX	XXX	...	XXX	START	XXX	...	...	XXX	XXX
22	Mason Fakahua	4/0	...	...	...	...	...	XXX	...	XXX	XXX	XXX
22	Tommy Prassas	10/0	XXX	XXX	XXX	XXX	XXX	XXX	XXX	XXX	XXX	XXX
23	Pokaiaua Haunga	4/0	...	...	XXX	XXX	XXX	XXX	...	...	...	...
23	Jonathan Kabeya	8/0	XXX	XXX	XXX	XXX	XXX	XXX	XXX	...	...	XXX
24	Therrian Alexander	9/0	XXX	XXX	XXX	XXX	XXX	XXX	XXX	XXX	XXX	...
25	Talan Alfrey	9/1	XXX	START	XXX	XXX	XXX	XXX	XXX	XXX	...	XXX
26	Ethan Slade	10/0	XXX	XXX	XXX	XXX	XXX	XXX	XXX	XXX	XXX	XXX
26	Ty West	0/0	...	...	...	...	...	...	...	...	...	...
27	LJ Martin	7/5	XXX	START	...	...	...	XXX	START	START	START	START
27	Matthias Leach	0/0	...	...	...	...	...	...	...	...	...	...
28	Tanner Wall	10/10	START	START	START	START	START	START	START	START	START	START
28	Jovesa Damuni	0/0	...	...	...	...	...	...	...	...	...	...
29	Jayden Dunlap	5/0	XXX	XXX	XXX	...	XXX	...	...	XXX	...	...
29	Rowan Reay	0/0	...	...	...	...	...	...	...	...	...	...
30	Miles Hall	5/0	...	XXX	...	XXX	XXX	...	...	XXX	...	XXX
30	Sione I Moa	8/1	XXX	XXX	XXX	START	...	...	XXX	XXX	XXX	XXX
31	Kevin Doe	4/0	...	...	...	...	...	XXX	XXX	...	XXX	XXX
32	Marcus McKenzie	4/0	XXX	XXX	...	XXX	...	...	...	...	XXX	...
32	Will Zundell	0/0	...	...	...	...	...	...	...	...	...	...
33	Choe Bryant-Strother	6/0	XXX	XXX	XXX	XXX	...	...	...	XXX	...	XXX
34	Maika Kaufusi	0/0	...	...	...	...	...	...	...	...	...	...
34	Charles Miska	0/0	...	...	...	...	...	...	...	...	...	...
35	Sam Vander Haar	10/0	XXX	XXX	XXX	XXX	XXX	XXX	XXX	XXX	XXX	XXX
35	Jarinn Kalama	0/0	...	...	...	...	...	...	...	...	...	...
36	Carson Tujague	0/0	...	...	...	...	...	...	...	...	...	...
37	Malae Tanuvasa	0/0	...	...	...	...	...	...	...	...	...	...



2024-25 BYU Football  
Games Played  
All games

Page 2/2  
as of Nov 17, 2024

##	Player	GP-GS	SIU	SMU	UW	KState	Baylor	UA	OSU	UCF	Utah	KU
38	Payton VanSteenkiste	1/0	...	...	...	...	...	XXX	...	...	...	...
39	Landon Rehkow	3/0	XXX	XXX	XXX	...	...	...	...	...	...	...
41	Sione Moa	6/0	XXX	XXX	XXX	XXX	XXX	XXX	...	...	...	...
42	Ray Paulo	10/2	XXX	XXX	XXX	XXX	XXX	XXX	XXX	XXX	START	START
42	Peter Tuipulotu	3/0	XXX	...	...	...	...	...	XXX	...	...	XXX
43	Cannon Skidmore	7/0	XXX	XXX	XXX	XXX	...	...	...	XXX	XXX	XXX
44	Will Ferrin	10/0	XXX	XXX	XXX	XXX	XXX	XXX	XXX	XXX	XXX	XXX
44	Ephraim Asiata	10/0	XXX	XXX	XXX	XXX	XXX	XXX	XXX	XXX	XXX	XXX
45	Tei Nacua	3/0	XXX	...	XXX	XXX	...	...	...	...	...	...
45	Viliami Po'uha	10/0	XXX	XXX	XXX	XXX	XXX	XXX	XXX	XXX	XXX	XXX
46	Nathan Hoke	0/0	...	...	...	...	...	...	...	...	...	...
47	Dalton Riggs	10/0	XXX	XXX	XXX	XXX	XXX	XXX	XXX	XXX	XXX	XXX
48	Bodie Schoonover	10/0	XXX	XXX	XXX	XXX	XXX	XXX	XXX	XXX	XXX	XXX
49	Nason Coleman	0/0	...	...	...	...	...	...	...	...	...	...
49	Lucky Finau	0/0	...	...	...	...	...	...	...	...	...	...
50	Isaiah Jatta	2/1	...	...	...	...	...	...	...	...	XXX	START
50	Dallin Havea	0/0	...	...	...	...	...	...	...	...	...	...
51	Sonny Makasini	7/4	START	START	...	...	START	...	XXX	XXX	START	XXX
52	David Clifford	0/0	...	...	...	...	...	...	...	...	...	...
53	Orion Maile-Kaufusi	4/0	XXX	XXX	XXX	XXX	...	...	...	...	...	...
54	Siale Esera	4/0	XXX	...	...	...	XXX	XXX	XXX	...	...	...
54	Jackson Nelson	0/0	...	...	...	...	...	...	...	...	...	...
55	Austin Leausa	9/5	XXX	XXX	START	...	XXX	START	START	START	XXX	START
55	John Taumoepeau	9/0	XXX	...	XXX	XXX	XXX	XXX	XXX	XXX	XXX	XXX
56	Nuu Sellesin	0/0	...	...	...	...	...	...	...	...	...	...
56	Jake Eichorn	6/0	XXX	...	...	XXX	...	XXX	XXX	...	XXX	XXX
58	Aisea Moa	10/0	XXX	XXX	XXX	XXX	XXX	XXX	XXX	XXX	XXX	XXX
59	Logan Lutui	10/3	START	XXX	XXX	XXX	START	XXX	XXX	START	XXX	XXX
61	Weylin Lapuaho	10/10	START	START	START	START	START	START	START	START	START	START
63	Bruce Mitchell	10/5	XXX	XXX	XXX	START	XXX	START	START	START	START	XXX
64	Braden Keim	9/9	START	START	START	START	START	START	START	START	START	...
66	Sione Hingano	0/0	...	...	...	...	...	...	...	...	...	...
67	Trevor Pay	0/0	...	...	...	...	...	...	...	...	...	...
70	Connor Pay	6/6	START	START	START	START	START	...	...	...	...	START
71	Ikinasio Tupou	0/0	...	...	...	...	...	...	...	...	...	...
73	Weston Jones	0/0	...	...	...	...	...	...	...	...	...	...
74	Trevin Ostler	0/0	...	...	...	...	...	...	...	...	...	...
75	Sam Dawe	0/0	...	...	...	...	...	...	...	...	...	...
76	Caleb Etienne	10/10	START	START	START	START	START	START	START	START	START	START
77	Jake Griffin	0/0	...	...	...	...	...	...	...	...	...	...
79	Kaden Chidester	10/0	XXX	XXX	XXX	XXX	XXX	XXX	XXX	XXX	XXX	XXX
80	Ryder Swanson	10/0	XXX	XXX	XXX	XXX	XXX	XXX	XXX	XXX	XXX	XXX
82	Noah Moeaki	0/0	...	...	...	...	...	...	...	...	...	...
83	Weston Covey	0/0	...	...	...	...	...	...	...	...	...	...
84	Prince Zombo	0/0	...	...	...	...	...	...	...	...	...	...
85	Anthony Olsen	1/0	XXX	...	...	...	...	...	...	...	...	...
86	Jackson Bowers	2/0	...	XXX	...	...	...	...	...	XXX	...	...
87	Ethan Erickson	7/1	XXX	XXX	XXX	XXX	START	...	XXX	XXX	...	...
88	Mata'ava Ta'ase	10/6	XXX	START	START	XXX	XXX	START	START	START	START	XXX
89	Dominique McKenzie	1/0	XXX	...	...	...	...	...	...	...	...	...
90	David Latu	2/0	...	...	XXX	...	...	XXX	...	...	...	...
91	Dallin Johnson	0/0	...	...	...	...	...	...	...	...	...	...
92	Tyler Batty	10/10	START	START	START	START	START	START	START	START	START	START
93	Blake Mangelson	10/10	START	START	START	START	START	START	START	START	START	START
94	John Nelson	10/10	START	START	START	START	START	START	START	START	START	START
95	Luke Toomalatai	7/0	XXX	XXX	XXX	XXX	XXX	XXX	XXX	...	...	...
96	Iosefa Letuli	0/0	...	...	...	...	...	...	...	...	...	...
97	Matthias Dunn	2/0	XXX	...	...	XXX	...	...	...	...	...	...
97	Kinilau Fonohema	0/0	...	...	...	...	...	...	...	...	...	...
98	Sani Tuala	0/0	...	...	...	...	...	...	...	...	...	...
##	Player	GP-GS	SIU	SMU	UW	KState	Baylor	UA	OSU	UCF	Utah	KU
99	Joshua Singh	10/0	XXX	XXX	XXX	XXX	XXX	XXX	XXX	XXX	XXX	XXX