

2022 Sun Devil Baseball

GAME NOTES - OREGON

ARIZONA STATE

24-25 (12-12 Pac-12)

@ASU_Baseball

@TheSunDevils

OREGON

MAY 13-15

7 p.m./6 p.m./12 p.m.

Phoenix Municipal Stadium

Phoenix, Ariz.

Watch: Pac-12 Arizona

Radio: KDU5 1060 AM

OREGON

29-20 (13-11 Pac-12)

@OregonBaseball

@GoDucks

Five-Time NCAA Champions (1965, 1967, 1969, 1977, 1981) | 22 College World Series Appearances | 21 Conference Championships | 129 All-Americans | 14 National Players of the Year | 12 College Baseball Hall of Famers



ASU_BASEBALL



SUN DEVIL BASEBALL



ASU_BASEBALL

MEDIA RELATIONS CONTACT

Jeremy Hawkes

jdhawkes@asu.edu | C: 520-403-0121 | O: 480-965-9544

2022 @ASU BASEBALL Schedule

Date	Opponent	Time/Score
18-Feb	Dixie State	W, 3-1
19-Feb	Dixie State	L, 6-7 (10)
20-Feb	Dixie State	W, 17-8
22-Feb	Nevada #	W, 3-1
24-Feb	BYU	L, 2-4
25-Feb	BYU #	L, 5-6
26-Feb	BYU	L, 3-19
1-March	#4 Oklahoma State#	L, 5-7
2-March	#4 Oklahoma State	L, 6-11
4-March	@ San Diego State	W, 13-5
5-March	@ San Diego State	W, 6-4
6-March	@ San Diego State	L, 3-4
8-March	@ UC Irvine	L, 3-4
9-March	@ UC Irvine	L, 2-3 (12)
11-March	San Francisco^	W, 8-2
12-March	San Francisco^	W, 4-2
13-March	San Francisco^	W, 17-10
13-March	Missouri^	L, 4-6
18-March	@ #3 Oregon State*	L, 0-21
19-March	@ #3 Oregon State*	L, 2-12
20-March	@ #3 Oregon State*	W, 3-1
22-March	Grand Canyon	L, 5-7
25-March	Washington*#	W, 12-5
26-March	Washington*#	W, 5-3
27-March	Washington*#	L, 4-6 (11)
29-March	@ UNLV	L, 10-11
1-April	Cal*	W, 8-3
2-April	Cal*	L, 7-14
3-April	Cal*	W, 16-9
5-April	# 11 Arizona	W, 10-6
8-April	@ #14 Stanford*	L, 0-8
9-April	@ #14 Stanford*	L, 6-10
10-April	@ #14 Stanford	L, 10-16
11-April	@ Santa Clara	W, 21-1
14-April	USC*	W, 14-12
15-April	USC*	W, 8-2
16-April	USC*	W, 9-8
19-April	CSUN	W, 6-1
22-April	@ Arizona*#	L, 6-7 (10)
23-April	@ Arizona*#	W, 8-5
24-April	@ Arizona*#	L, 4-14
26-April	UNLV	L, 1-9
29-April	@ #13 UCLA*	L, 2-19
30-April	@ #13 UCLA*	L, 5-7
1-May	@ #13 UCLA*	L, 5-16
6-May	Utah*	W, 19-7
7-May	Utah*	W, 6-3
8-May	Utah*	W, 13-6
10-May	@ Grand Canyon	W, 6-4
13-May	Oregon*#	7:00 p.m.
14-May	Oregon*#	6:00 p.m.
15-May	Oregon*#	12:00 p.m.
19-May	@ Washington State*#	6:00 p.m.
20-May	@ Washington State*#	4:00 p.m.
21-May	@ Washington State*#	12:00 p.m.
25-29-May	Pac-12 Tournament	TBD

All times Arizona time

* - Indicates a Pac-12 Conference game

- Indicates a Pac-12 Network Game

^ - Indicates a Pac-12 Live Stream Game

PROJECTED STARTERS

ASU	ERA	W-L	IP	SO	BB	Opp	Avg
LHP Adam Tulloch	7.39	2-2	59.2	76	32		.295
RHP Kyle Luckham	4.46	6-2	68.2	56	20		.276
TBD							
ORE	ERA	W-L	IP	SO	BB	Opp	Avg
RHP Christian Ciuffetelli	2.57	1-3	21.0	24	10		.211
RHP Jace Stoffal	7.43	0-2	13.1	10	9		.302
TBD							

#10THINGS (Twitter-Friendly Notes)

1. The Sun Devil defense has turned 40 double plays so far this season, a total good for 23rd in the nation.
2. ASU has four players (Lampe, Murphy, Campos, Davis) in the top-50 of the Pac-12 in fielding percentage (min. 50 chances), tied for 2nd.
3. The Sun Devils are 5th in the nation with 117 doubles this season and have multiple doubles in and 32 of 49 games.
4. ASU has double digit hits in 21 of its last 25 games and 30 times in 49 games over the season.
5. Joe Lampe is ranked in Top-10 in the league in hits, runs, doubles, triples, homers, stolen bases and slugging - 1 of just 2 players to do so.
6. ASU has had at least one runner on base on 22 of the last 32 homers. It had a runner(s) on just 8 of the team's first 27 homers this year.
7. Of 45 players in Pac-12 with double-digit doubles, ASU has league-leading 7 (Baez, Lampe, Rogers, McLain, Davis, Long, Murphy).
8. Nate Baez became the third different Sun Devil to be named Pac-12 Player of the Week this week, the first time since 2013 for ASU.
9. Despite missing two games, Sean McLain has 144 defensive assists this season, good for second in the Pac-12.
10. ASU has gotten 12 quality starts out of its pitchers this season, notable as it had only 9 in the entirety of last season.

#BYTHENUMBERS

27 Nate Baez has record 27 RBIs on his 10 home runs this season (2 grand slams, 5 three-run shots, 1 two-run shot, two solo shots). He has had runners on base on 8 of his homers and of those eight, two of them he hit with two outs on the board. Baez has 29 two-out RBIs this season on his team-leading 45 RBIs, which are good for sixth in the Pac-12. With 20 doubles and 10 homers, he is the first Sun Devil to reach the 20 and 10 mark since Riccio Torrez in 2010 (27 and 10). He is second in the league in Pac-12 only games in average (.385) and slugging (.657).

21 The Sun Devils have recorded double-digit hits in 21 of the last 25 games and 30 times in 49 games overall. The Devils are 13th in the country with 520 hits. On March 20, the team was 72nd in the nation in total hits. Through the Oregon State series (first 21 games through March 20), ASU was batting just .231 with runners in scoring position. In the last 28 games, ASU is batting .325 with runners in scoring position. As a team, ASU is batting .298 on the year which is good for 38th nationally and second in the Pac-12, coincidentally ranking behind only Oregon (.303).

7 The Sun Devils have five players with seven or more home runs this season, tied for the second most at ASU since 1998. Of the nine position players with at least 30 starts this season, all nine have multiple home runs. The timing of the home runs has improved immensely over the second half of the year. On 22 of the last 32 homers, ASU has had at least one runner on base. That is notable as ASU had runners on base just eight times on the teams first 27 homers. True freshmen Will Rogers and Jacob Tobias each have seven homers, tied for sixth in ASU freshmen history.

2 Deuces have wild for the Sun Devils this season with ASU excelling in two categories on the year: doubles by the offense and double plays turned by the defense. ASU has turned 40 double plays on the year - good for 23rd among all Division 1 programs. Additionally, ASU has 117 doubles on offense so far this year - good for 5th in Division 1 baseball. The 117 doubles are the second-most at ASU in the BBCOR era (since 2011) and the most since ASU moved into Phoenix Muni in 2015.

Conference

Team	W	L	T	Pct	W	L	T	Pct	Last 10	Streak	Home	Away	Neutral
Oregon State	18	6	0	.750	39	9	0	.812	9-1	W 7	18-6	11-3	10-0
Stanford	15	9	0	.625	30	14	0	.682	8-2	W 5	17-5	9-8	4-1
Arizona	14	10	0	.583	33	17	0	.660	6-4	L 1	18-10	12-7	3-0
UCLA	14	10	0	.583	30	18	0	.625	4-5	L 5	14-9	9-8	2-1
Oregon	13	11	0	.542	29	20	0	.592	3-7	W 1	21-20	8-10	0-0
Arizona State	12	12	0	.500	24	25	0	.490	5-5	W 4	18-11	8-13	0-1
Utah	10	14	0	.417	25	21	1	.543	3-7	L 6	12-9	12-12-1	1-0
Washington	11	16	0	.407	22	24	0	.478	6-4	W 4	13-10	8-14	0-0
California	11	16	0	.407	22	25	0	.468	3-7	L 3	10-13	9-11	3-1
Washington State	9	15	0	.375	23	23	0	.500	9-1	W 6	10-7	9-13	4-3
USC	8	16	0	.333	24	22	0	.522	6-1	L 1	18-12	6-10	0-0

Five-Time NCAA Champions (1965, 1967, 1969, 1977, 1981) | 22 College World Series Appearances | 21 Conference Championships

41 NCAA Postseason Appearances | 129 All-Americans | 14 National Players of the Year

459 Major League Baseball Draft Picks | 112 Major Leaguers | 12 College Baseball Hall of Fame Members

TWITTER: @ASU_BASEBALL

INSTAGRAM: @ASU_BASEBALL

FACEBOOK: SUNDEVILBASEBALL

1

2022 Sun Devil Baseball

QUICK FACTS/MEDIA INFORMATION

GENERAL INFORMATION

Location	Tempe, Ariz.
Founded	1885
Enrollment	128,788
Nickname	Sun Devils
School Colors	Maroon and Gold
Home Field	Phoenix Municipal Stadium
Capacity	5,300
Muni Dimensions	Lines: 333 (LF) 334 (RF) Alleys: 385 CF: 395
Surface	Grass
Affiliation	NCAA Div. I
Conference	Pac-12
President	Dr. Michael Crow
VP of Athletics	Ray Anderson
Athletic Dept. Phone	(480) 965-3482
Ticket Office Phone	(480) 727-0000
Athletics Department Address	Carson Student-Athlete Center 500 East Veteran's Way P.O. Box 872505 Tempe, AZ 85287-2505

PROGRAM HISTORY

First Year of Baseball	1907 (7-2)
Start of NCAA Baseball	1959 (28-18-1)
All-Time Record	2969-1515-8 (.664)*
Modern Era Record (Since Joining NCAA)	2636-1171-4*
National Championships	5 ('65, '67, '69, '77, '81)
Years in CWS/Last	22 (2010)*
All-Time CWS Record	61-38 (.616)*
NCAA Appearances/Last	41 (2021)*
NCAA Tournament Record	171-82 (.676)*
Best Record All-time	64-6 (.914) - 1972
Last All-Americans	2021 (1)
	Ethan Long (Consensus)

*- ASU vacated 44 wins, the Pac-10 title and the College World Series appearance from 2007. Records do not reflect the vacations.

COACHING STAFF

Head Coach	Willie Bloomquist (1st Year)
Alma Mater	Arizona State (1999)
Record at ASU/Career Record (Years)	24-25 (1st Season)
Assistant Coach	Mike Goff (1st Year)
Assistant Coach/Pitching/Recruiting	Sam Peraza (1st Year)
Assistant Coach/Hitting	Travis Buck (1st Year)
Student Assistant Coach	Brady Corrigan (1st Year)
Dir. of Operations	Daniel Stolper (5th year)
Strength & Conditioning	Tim Gifford (1st year)
Athletic Trainer	Jesse Lowman (8th year)
Dir. of Community Relations	Armando Flores (15th year)

SPORTS INFORMATION

Baseball Contact	Jeremy Hawkes
Office	480-965-9544
Cell	520-403-0121
E-Mail	jdhawkes@asu.edu
Director of Sports Information	Doug Tammaro
Email	tammaro@asu.edu

2021 RECAP

Overall Record	33-22
Conference record	16-14
Home record	22-11
Away record	10-10
Neutral site record	1-2
Postseason	NCAA Regional
Final national finish	T-33rd
Conference finish	T-5th
Players Drafted	5

MEDIA INFORMATION

Credentials

All credential requests should be sent via email to Jeremy Hawkes (jdhawkes@asu.edu).

Interview Policy

Sun Devil Baseball's weekly media availability with vary week-to-week based on the season's schedule. Media Relations Director Jeremy Hawkes will reach out each week to confirm availability dates. Media planning to attend must contact Jeremy Hawkes (520-403-0121/jdhawkes@asu.edu) ahead of time and inform him of their plans or to be added to the distribution list.

Throughout the season's schedule, ASU will host postgame interviews in the Omaha Room after each game. Media members should request players at the beginning of the ninth inning. Please contact Jeremy Hawkes or a member of the media relations staff in the press box to coordinate those interviews. Media members who wish to schedule an interview outside of practice must contact Jeremy Hawkes.

Photography/Videography

Accommodations for B-Roll purposes at practice can be made through Jeremy Hawkes (jdhawkes@asu.edu). During games, credentials must be worn in plain view throughout the game and all photographers must adhere to painted lines and instructions given by security personnel and/or Arizona State staff members at all times. At no point during game action should a member of the media be on the field of play. Contact Jeremy Hawkes for any details regarding shooting game action.

Media Highlights Policy

Highlights Include Pac-12 Networks/ESPN/FOX network broadcasts (including affiliates such as ABC and ESPNU and CBS sublicensed telecasts), all home hosted non-televised competitions including those that are live streamed and any other sport events in which the Pac-12 controls the exhibition rights. No third-party organization may post competition footage of any Pac-12 game, non-conference home game or other contest for which the Pac-12 controls the media rights on its website without a license to the content from the Pac-12 Networks or its licensing partner (Wazee Digital), with the exception of news window privileges described below. Alternatively, third parties are permitted to post video on their websites through the use of the Pac-12 Digital embeddable video player (embed code available at <http://video.pac-12.com>). Certified broadcast news outlets may use a maximum of 3 minutes of Pac-12 event footage on their regularly scheduled newscasts during the 48-hour news window following the conclusion of included events. If the highlights from a Pac-12 Networks production do not contain the Pac-12 Networks bug, the news outlet must insert "Courtesy of Pac-12 Networks" over the footage. Excerpts of those newscasts containing these highlights may also be posted to news providers' websites, but must be removed 48 hours after the conclusion of any included event, unless a license for that footage is obtained from Pac-12 Conference or its licensing Partner (Wazee Digital). Highlights may not be posted to YouTube, Facebook, or other social media properties.

2022 Media Coverage

The vast majority the Sun Devils games this season will be available to fans via the Pac-12 Network or the Pac-12 Live Stream online.

The Sun Devil Sports Radio Network is scheduled to broadcast 32-35 Sun Devil Baseball games this season between NBC Sports Radio AM 1060 and other affiliated radio stations. Fans can listen to the broadcasts on the radio or via the TuneIn app on thesundevils.com. Links to the streaming audio can be found on the online baseball schedule.

Tim Healey is set to serve his 24th season as the "Voice of the Sun Devils" on baseball broadcasts and will be joined for the fifth-straight season by color analyst Max Rossiter, who was an all-conference catcher for the Devils from 2012-13.

2022 Sun Devil Baseball

GAME NOTES/ROSTERS

PHOENIX -- Sun Devil Baseball concludes its 2022 regular season home schedule this weekend with a three-game Pac-12 series against Oregon. The series will get underway at 7 p.m. AZT on Friday, continuing Saturday at 6 p.m. and concluding Sunday at Noon. All three games will be carried on Pac-12 Arizona.

Sun Devil Baseball will also spend the weekend honoring its 1981 National Championship team, welcoming that squad for a 40-plus-1 year reunion and recognizing the team pre-game on Saturday. ASU will then honor all its seniors and graduates on Sunday with the annual Senior Day game in which the squad will recognize departing seniors Boyd Vander Kooi, Conor Davis and Jacob Walker in addition to its five members who graduated this Spring, including Dom Cacchione, Luke La Flam, Will Levine, Adam Tulloch and Kyle Luckham.

Follow the Action

- All three games in this series will be carried by the Pac-12 Networks via Pac-12 Arizona, with Dom Cotroneo on the call all weekend.
- Additionally, the series will be broadcast over the airwaves on KDUS 1060 AM all weekend with the Voice of the Sun Devils Tim Healey alongside analyst Max Rossiter.
- Fans are encouraged to follow along pre-game and in-game content and updates throughout the weekend on the Sun Devil Baseball Twitter account: @ASU_Baseball, especially for key weather updates and time changes.

On the Ducks/Conference Standings

- ASU leads the all-time series against Oregon, 26-14, though it dropped two of three of the series last season. However, the Devils swept the Ducks in 2018 in the last time Oregon made the trip to Phoenix.
- Oregon is No. 30 in the RPI heading into its series at Arizona State. The Ducks also rank among the national leaders in a number of statistical categories, including in the top 50 in seven categories. Among those seven, the Ducks are 10th in double plays, 12th in hits, 20th in fielding percentage, 37th in runs and 49th in home runs.
- After ASU swept Utah last week while Oregon was swept by rival Oregon State, the Sun Devils now find themselves just one game back from the Ducks in the Pac-12 standings for fifth. At 12-12, ASU is only two games back from third in the league with two weekends left to play.
- That being said, ASU does not have a ton of breathing room behind it either as it looks to solidify a spot in the Pac-12 Tournament at the end of the month, with 7th and 8th place Washington and Cal just 2.5 games back and ninth-place Washington only 3 games back.

Big Sean

- Sean McLain was named Pac-12 Player of the Week following a 4-0 week against Santa Clara and a sweep of USC after batting .688 and leading the team in runs and RBIs.
- McLain became a staple in the Sun Devil infield and batting order last season en route to being named a freshman All-American, Pac-12 All-Conference selection and ABCA All-West Region pick. McLain enters the season as the No. 33 overall collegiate prospect in the 2022 class, according to Baseball America.
- McLain has the longest reached-base streak of the Sun Devils this season at 22.
- McLain sits at .310 on the season and is fourth on the roster with 33 RBIs.
- He is second on the team with 50 runs this season - sixth in the Pac 12.
- McLain has drawn 20 walks and a team-high 18 HBP - the most in the Pac-12 and 17th nationally - giving him a .417 OBP (second on team) over his .310 average. The 18 times he has been hit by a pitch are third-most at ASU since 1998.
- The redshirt sophomore has been one of ASU's best hitters with two outs with a .339 average on 19-of-56 hitting and is second on the squad with 16 two-out RBIs - nearly half of his 33 on the year.
- He has also been one of ASU's few reliable option with a runner on third with less than two outs, recording an RBI 14-out-of-16 times - three more than any other player and an .875 record mark that is tops among those with at least seven opportunities. Part of that is thanks to his five sac flies on the year, which are second in the Pac-12 and Top-50 nationally.
- McLain has been a part of 30 of ASU's 40 double plays this season - good for 6th in the Pac-12.
- He is second in the Pac-12 with 144 defensive assists despite missing two games this year.
- McLain recorded a 23-game hitting streak as a freshman last season - tied for the third-longest at ASU since 1998 with Andre Ethier's 2003 23-game hitting streak
- McLain was a Collegiate Baseball News freshman All-American, an ABCA All-West Region first team selection at second base and an honorable All-Pac-12 pick.
- He was second on the team with a .322 average on the year, just outside ASU's all-time freshman top-10 in the category. McLain led the team in multi-hit games last year with 23. His 10 multi-RBI games were second on the team. McLain had 17 doubles in the regular season, good for sixth in the Pac-12 and finished with 18 on the year - tied for third in ASU freshman history.
- He turned 48 double plays last season, two more than any other player in the league even including those with runs to the College World Series and 13 more than any other second baseman.

I Love Lampe

- Joe Lampe has been a spark plug for the Sun Devils since he stepped foot on campus last year and that has continued this season.
- Lampe is on an active 18-game hitting streak, the longest by any Sun Devil this season. Lampe needs hits in the next two games to become just the fourth Sun Devil since 2010 to record a 20-game hit streak in a season ('10 Riccio Torrez (26), '21 Sean McLain (23), '19 Torkelson (21)).
- He is batting .335 this season (14th in the Pac-12) and leads the way with 52 runs - good for 2nd in the Pac-12.
- Lampe is second on the team with 35 RBIs this year.
- He is slugging .587 this season - good for 8th in the Pac-12. His 19 doubles are second in the Pac-12 and 16th in the nation.
- His power numbers are especially notable as he has 32 extra-base hits this season (19 doubles, 3 triples, 10 homers) - second in the Pac-12 and one off the league lead. It's especially notable as he had 20 for the entirety of the 2021 campaign and he has more than doubled his home run output from last year (13 doubles, 4 triples, 3 homers).
- With one more double, Lampe would join teammate Nate Baez as the first players to reach 20 doubles and 10 homers in one season since Riccio Torrez in 2010 (27 and 10). Since at least 1998, ASU has not had two players reach that milestone in the same season.
- His 128 total bases are 31st in the nation and second in the league.

NUMERICAL QUICK ROSTER

No.	Name	Cl.	Pos.	B/T
2	McLain, Sean	RS So.	INF	R/R
3	Cacchione, Dom	RS Jr.	RHP	R/R
4	La Flam, Luke	RS Jr.	RHP	R/R
5	Lampe, Joe	RS So.	OF	L/R
6	Murphy, Kai	RS So.	OF/LHP	L/L
7	Davis, Conor	RS Sr.	INF	R/R
8	Magee, Cam	Fr.	INF	L/R
9	Pivaroff, Blake	So.	INF/RHP	L/R
10	Bodlovich, Christian	RS So.	RHP	R/R
11	Higgins, Kade	So.	OF	L/R
12	Baez, Nate	RS So.	C/UTL	R/R
13	Meyer, Tyler	RS So.	RHP	R/R
15	Glenn, Jared	So.	RHP	L/R
17	Campos, Ryan	Fr.	C/UTL	L/R
18	Tobias, Jacob	Fr.	INF	L/R
19	Vander Kooi, Boyd	RS Sr.	RHP	R/R
21	Rogers, Will	Fr.	C/OF	R/R
23	Brueser, Michael	So.	OF	R/R
25	Levine, Will	RS Jr.	RHP	R/R
26	Osman, Graham	RS So.	LHP	L/L
27	Haas, Hunter	So.	INF	R/R
28	Brethowr, Ivan	Fr.	OF/INF	R/R
31	Hansell, Josh	So.	RHP	R/R
32	Rucker, Trey	Fr.	OF	R/R
33	Peery, Brock	So.	RHP	R/R
35	Long, Ethan	So.	INF	R/R
36	Tulloch, Adam	RS Jr.	LHP	L/L
37	Champagne, Alex	Fr.	INF	L/R
39	Cañez, Luis	Jr.	RHP	R/R
40	Webster, Chase	RS Jr.	RHP	R/R
41	Balholm, Bronson	RS Sr.	C	S/R
43	Marshall, Danny	RS So.	LHP	L/L
44	Luckham, Kyle	RS Jr.	RHP	R/R
45	Lucas, Andrew	RS Jr.	RHP	R/R
46	Walker, Jacob	RS Sr.	RHP	R/R

ALPHABETICAL QUICK ROSTER

No.	Name	Cl.	Pos.	B/T
12	Baez, Nate	RS So.	C/UTL	R/R
41	Balholm, Bronson	RS Sr.	C	S/R
10	Bodlovich, Christian	RS So.	RHP	R/R
28	Brethowr, Ivan	Fr.	OF/INF	R/R
23	Brueser, Michael	So.	OF	R/R
3	Cacchione, Dom	RS Jr.	RHP	R/R
17	Campos, Ryan	Fr.	C/UTL	L/R
39	Cañez, Luis	Jr.	RHP	R/R
37	Champagne, Alex	Fr.	INF	L/R
7	Davis, Conor	RS Sr.	INF	R/R
15	Glenn, Jared	So.	RHP	L/R
27	Haas, Hunter	So.	INF	R/R
31	Hansell, Josh	So.	RHP	R/R
11	Higgins, Kade	So.	OF	L/R
4	La Flam, Luke	RS Jr.	RHP	R/R
5	Lampe, Joe	RS So.	OF	L/R
25	Levine, Will	RS Jr.	RHP	R/R
35	Long, Ethan	So.	INF	R/R
45	Lucas, Andrew	RS Jr.	RHP	R/R
44	Luckham, Kyle	RS Jr.	RHP	R/R
8	Magee, Cam	Fr.	INF	L/R
43	Marshall, Danny	RS So.	LHP	L/L
2	McLain, Sean	RS So.	INF	R/R
13	Meyer, Tyler	RS So.	RHP	R/R
6	Murphy, Kai	RS So.	OF/LHP	L/L
26	Osman, Graham	RS So.	LHP	L/L
33	Peery, Brock	So.	RHP	R/R
9	Pivaroff, Blake	So.	INF/RHP	L/R
21	Rogers, Will	Fr.	C/OF	R/R
32	Rucker, Trey	Fr.	OF	R/R
18	Tobias, Jacob	Fr.	INF	L/R
36	Tulloch, Adam	RS Jr.	LHP	L/L
19	Vander Kooi, Boyd	RS Sr.	RHP	R/R
46	Walker, Jacob	RS Sr.	RHP	R/R
40	Webster, Chase	RS Jr.	RHP	R/R

2022 Sun Devil Baseball

GAME NOTES

- His 17 stolen bases are fourth in the Pac-12.
- To recap, Lampe is 2nd in the league in doubles (19), 2nd in runs (52), 3rd in hits (73), 4th in stolen bases (17), 6th in triples (3), 8th in slugging (.587), and 9th in homers (10) He and Oregon State's Jacob Melton are the only Pac-12 players to rank in the Top-10 in all seven of those categories. Just one other player has five and no others have more than four.
- He has just one error on 128 defensive chances, recording 124 putouts and three assists. He is one of just 9 players in the Pac-12 with over 125 defensive chances with one or fewer errors and the only centerfielder with such a claim.
- His 127 putouts/assists are second among Pac-12 center fielders (Arizona's Mac Bingham (150) on an immensely larger home center field and Oregon's Colby Shade (131)). He was the last of the Pac-12 centerfielders to not commit an error, with his only one coming in the 37th game of the season, and that remains the fewest among centerfielders in the league.
- The redshirt sophomore showed off his toughness against #4 Oklahoma State, dislocating his shoulder in the first inning while attempting to steal a base. He popped it back in in the clubhouse, returned to the game and later recorded a single, stolen base and run scored.
- Last season, Lampe was one of three Sun Devils selected to the Pac-12 All-Defensive Team last after not posting an error in center field in conference games all year. He finished the season with just one error and a .993 fielding percentage and was also named a ABCA/Rawlings Gold Glove Finalist as an outfielder. In the opener against USC, Lampe recorded nine putouts - the most by an ASU center fielder since at least 1998. Hunter Bishop had eight in 2019 and no other player had more than seven.

We Want EZ

- Ethan Long is tabbed as the No. 37 overall collegiate prospect in the 2022 MLB Draft class by Baseball America.
- The big bat was a little slow getting going this year, but Long settled into a nice pace and he is third on the team with seven homers on the year despite missing the last several weeks with a wrist injury.
- He has used 18 walks and 3 HBPs to post a .384 OBP over his .300 average.
- He was named the Pac-12 Player of the Week for the fourth time in his career following his efforts in the Washington series.
- Long homered twice in the USC series, one on a three-run shot breaking a 7-7 tie in the sixth inning en route to a 14-12 victory and again in a tight 4-2 game in Game Two with a two-run blast in the seventh that effectively shut the door on the Trojans.
- Four of his seven home runs have come in the sixth inning or later.
- Long became the 129th Sun Devil to be named an All-American last season, becoming a consensus selection after being named to teams by Collegiate Baseball News, NCBWA, and Baseball America
- Also earned two freshman All-America nods (CBN/NCBWA) and was a First Team All-Pac-12 pick as well as an ACBA All-West Region second team selection and Pac-12 All-Conference first team pick
- Long finished the 2021 regular season 22nd nationally and second in the Pac-12 with 16 home runs while finishing 13th nationally and leading the league with a .725 slugging percentage on .340 hitting. He was sixth in the league with 53 RBI. His .340 average was the ninth-highest freshman average in Sun Devil history.
- Finished with a team-best 54 RBI, tied with Barry Bonds for fourth in ASU freshman history while his 16 homers on the year surpassed Bonds for second in ASU freshman history behind only Spencer Torkelson (25) and good for Top-Five in the league.
- Behind Long's bat, ASU won five straight weekend series in the last half of the year. In a 19-game stretch, Long bat .444 with 40 RBI, 15 home runs, eight doubles, a 1.181 slugging percentage, a .500 OBP and an absurd 1.681 OPS. Of his 32 hits in that span, 23 were for extra bases.

Murphy's Law

- One of the hottest batters in the Sun Devil lineup in the month of since the start of April has been Kai Murphy.
- In 23 games from April 1 to now, Murphy has bat .376 - third on the team - and is second on the team with 21 RBIs and second with a .442 OBP.
- His season average was .210 at the end of March and now sits at a healthy .295.
- His 21 RBIs in these 23 games are notable as he had just four in the first 26 games of the season.
- Perhaps the biggest difference? He has struck out just 14 times in 85 at-bats in those 23 games (16.5 percent) games after posting 19 in 81 (23.4 percent) to start the year and 43 of 135 (31.9) last season.
- Murphy has been king of the productive outs this year as well, second on the team with 16 runners advanced with an out.
- He has become ASU's best hitter with two outs by average, now batting .380 on the year with two outs on 19-of-50 hitting. His 15 two-out RBI are third on the team.

The Long Con-or

- Sun Devil super senior Conor Davis might be among the oldest players in college baseball, but there is not denying his impact on the Sun Devil program early on.
- After his senior season at Auburn was cut short due to the COVID-19 pandemic, Davis came to ASU as a graduate transfer expecting to fill some of the void left at first base with the departure of 2020 MLB No. 1 overall pick Spencer Torkelson. In ASU's very last fall scrimmage prior to the 2021 campaign, Davis blew out his knee and was forced to sit out the season with ACL surgery.
- Davis' appearance in the lineup on Opening Night was special regardless of the

outcome but the "grandpa" - as his teammates call him - made it a night to remember as he launched a 1-2 offering to left field in his very first plate appearance in nearly two seasons - a solo shot that set the pace for ASU in a 3-1 victory.

- Davis is batting .319 on the season to go with a .413 OBP (fourth on the team) and a .476 slugging percentage.
- He is third on the team with 34 RBIs.
- He has also drawn a team-best 26 walks this year. This includes a four-walk game against BYU that was tied for fifth in ASU single game history.
- Davis has also quietly been one of ASU's best hitters in Pac-12 games, slashing .312/.387/.473.
- Davis has been the mature bat numerous times on the season, as demonstrated by his team-leading six game-winning RBIs (the RBI response for putting ASU ahead for good in any given game) - two more than any of his teammates
- While ASU as a whole has struggled advancing runners at times this season, Davis has exceeded and done so a team-best 60 times on 107 chances (.561) - 7 more than any other player on the team and easily the highest average on the squad (Ryan Campos at .542 and every other starter under .515).

Nate the Great

- Nate Baez has been ASU's Swiss Army Knife this season and has shown the versatility to play a number of positions having seen action at catcher, second base, third base, left field and designated hitter this season. He remains third in the Pac-12 in having thrown out seven baserunners as a catcher this season, despite playing significantly less time at the position of late as ASU has been overwhelmed with injuries.
- Baez has quickly become one of the top players in the Pac-12 in the last month and a half and is playing at a level as good or better than any player in the league offensively.
- At 20 doubles and 10 homers this year, Baez is the first Sun Devil to reach the 20 and 10 mark since Riccio Torrez (27 and 10) in 2010.
- He leads the team with 45 RBIs - 10 more than any of his teammates and good for sixth in the Pac-12.
- 29 of those have come with two outs - 13 more than any of his teammates and 64.4 percent of his total RBIs.
- Like last season, Baez has played his best as the season has gone on. He has been among ASU's hottest bats since the start of April. In 23 games played since April 1, Baez is second on the team with a .385 average with 29 RBIs - eight more than any teammate.
- Since the start of April, Baez has eight home runs and 13 doubles for a gaudy .791 slugging percentage.
- He has a .385 average in Pac-12 games, good for 2nd in the league and his .647 slugging percentage in conference games is second as well - both less than 10 points off the league lead.
- Baez has the best average on the squad with runners in scoring position at .400 (24-of-60) with five more hits in that scenario than any of his teammates. His 21 hits with two outs are also tops on the team (on 58 chances for a .362 average).
- Baez has two grand slams this season - making up 2 of his 6 homers - marking him the first Sun Devil to have two in a season since Ike Davis in 2006.
- He also has five homers that were three-run shots, a two-run homer and two solo shots - giving him 27 RBIs on his 10 homers this year with eight of those coming with runners on base.
- Seven of his 10 home runs this year have come with two outs. He has six home runs over ASU's last six games.
- Baez bat a team-best .362 over the final 14 games of the 2021 season with team highs in homers (8) and RBI (20) in that stretch while slugging a gaudy .915. All eight of his home runs came in those 14 games.
- He earned All-Pac-12 Honorable Mention accolades as a catcher in 2021, despite only playing behind the dish for the last month and a half of the season after being a career infielder prior to coming to ASU and including his first year and a half on the roster.

Welcome to the Jam

- Christian Bodlovich has inherited 53 runners in his career at ASU, with only 12 scoring (22.6 percent), including an 7-for-31 count this season.
- Will Levine has been impressive in the category through his career as well with only 12-of-47 scoring and just 6 on 27 chances this year.
- ASU has stranded 418 opponent baserunners this season - an average of 8.5 per game.
- ASU has done much of that through its mid-to-late relievers, who the team has relied heavily upon. Brock Peery is fourth in the nation with 29 appearances this season, Levine is 28th with 25 and Bodlovich 47th with 24.
- Peery has quickly become one of the most reliable closers in the league, currently tied for second with eight saves (31st nationally).

Playing the Field

- The Sun Devils feature a moderately new look infield this year as the majority of the season has featured new or mostly new faces at every position.
- ASU has turned 40 double plays on the year - a tally good for 23rd in Division I and third in the Pac-12.
- ASU has had one or fewer errors in 32 of 49 games this year.
- Sean McLain has the second-most defensive of assists of any player in the Pac-12 (144) despite missing two games. He has turned 30 double plays as well - good for

6th in the league.

- Joe Lampe was the last centerfielder to record an error this year (doing so in his 37th game). He is one of just 9 Pac-12 players with over 125 defensive chances to have one or fewer errors.
- Kai Murphy is one of just 15 Pac-12 players with over 100 defensive chances to have one or fewer errors.
- ASU's primary trio of outfielders (Joe Lampe, Kai Murphy and Will Rogers) have accounted for 85.7 percent of the starts in the ASU outfield this year (with Lampe and Murphy combining for 93 of the 98 possible starts in center and right). The trio has just three total errors between them on the year (one each) for a combined .990 fielding percentage (three errors on 295 chances).
- ASU has four fielders in the Top-30 in fielding percentage in the Pac-12 this year (min. 50 chances) in Lampe, Murphy, Ryan Campos and Conor Davis. That is tied for second-most in the Pac-12 behind Oregon State's five.
- It's the same tale for ASU as last year, the Sun Devils were likely one of the few teams in the country that did not returning a single position player to their 2020 positions in 2021. ASU's only veteran starter was Drew Swift - who shifted over to shortstop after spending the majority of his career at second base. All other positions on the diamond were replaced by newcomers.
- Despite that, ASU had one or fewer errors in 40 games last year during the regular season, going 29-11 in those.
- In 2021, ASU fielded at a very respectable .976 fielding percentage in the regular season - good for 47th nationally. ASU was first in the nation with 60 double plays turned last season, which is especially impressive since the team had just six in the first 14 games of the season.
- Sean McLain (48), Drew Swift (32) and Hunter Haas (12) all led their respective positions in the Pac-12 in double plays turned in the regular season. McLain and Swift were first and third in the league in the category, regardless of position - incredibly notable as first basemen tend to lead the way in the area.

Adam's Family

- Junior Adam Tulloch was exceptional through the first month of the season and earned Pac-12 Pitcher of the Week after his 7.0 inning, 13 strikeout, 3 ER, no walk victory over San Francisco.
- The victory was Tulloch's third-straight quality start for the Sun Devils. It was the first time a Sun Devil pitch had 13 strikeouts in a game since Jake Borup in 2010 and he was the first Sun Devil to be named a Pac-12 Pitcher of the Week since Ryan Hingst following his no-hitter in 2016. The 13 strikeouts were the most by any Pac-12 pitcher in a game this season.
- In his first four STARTS this year, Tulloch had a 2.16 ERA with a 2-0 record over 25.0 innings pitched. He has struck out 36 batters to just seven walks while holding opponents to a meager .141 batting average.
- Tulloch cooled some after his hot start in the middle of the year but the improvements have been clear in this back half of the season.
- Tulloch is 2nd in the nation and tops in the Pac-12 with 14 starts.
- Despite some of his struggles thus year, one thing has remained constant as Tulloch is still 5th in the Pac-12 with 75 strikeouts.
- Tulloch has given ASU 6.2, 7.0, and 7.0 innings of work in three starts this season, notable as he never eclipsed 5.2 innings in any game at West Virginia last year.
- At West Virginia last year, the 17th Round pick of the Dodgers struck out 52 in 37.1 innings pitched, including a 10-strikeout effort against Coastal Carolina.

A Little Luck-ham On Our Side

- When Adam Tulloch struggled, Kyle Luckham stepped up in his place and easily assumed the mantle on Friday nights.
- Luckham has ASU's two longest outings of the season, going a career-high 7.2 innings on the road against San Diego State before besting that with an 8.0 inning effort against San Francisco a week later.
- It's notable as Luckham had never gone 7.0+ innings in his career in back-to-back starts, including his time at Cal State Fullerton.
- Luckham now has five starts this season in which he has gone over 7.0 innings, recording quality starts in all of those - a team high. That notable has he had made it to the 7.0 inning mark just five times in 24 career starts entering the season before doing so five times in 12 starts this year
- Luckham has induced a team-best 10 double play balls.
- His 68.2 innings pitched this season are 7th in the Pac-12.

Tyler The Negator

- Transfer pitcher Tyler Meyer has been among the most pleasant surprises of the 2022 campaign, posting a team-best 3.96 ERA in Pac-12 games (11th in the league) in 25.0 innings pitched with a 24 to 8 strikeout to walk ratio.
- Meyer is fifth in the Pac-12 in allowing just a .217 batting average in conference games. He has allowed just 11 runs in Pac-12 play, third among eligible pitchers.
- He has issued just eight walks in league play, tied for sixth in the league while his 20 total hits allowed are third-fewest.
- In his three **midweek** starts - against 2021 NCAA competitor Nevada, then fourth-ranked Oklahoma State and Preseason Top-25 UC Irvine - Meyer had a 2.45 ERA in 14.2 innings pitched with 16 strikeouts.
- His efforts in midweek games have earned him the nod in the weekend rotation in which he delivered a Herculean effort against #3 Oregon State as he held OSU to just four hits in his career-high 7.0 innings of work. He struck out nine Beavers to just

two walks, allowing just one run in the second inning - where two of those four hits occurred.

- He followed that effort with another 7.0 inning quality start to earn the win and series victory over Washington to tie him with the team lead with three quality starts this year.
- Meyer has allowed just six doubles this year, sixth-fewest in the Pac-12. His 35 total hits allowed are second-fewest among eligible pitchers in the league.
- It has been an especially notable effort as Meyer didn't pitch last season after his previous school, Stanislaus State, cancelled its season.

Boom Goes the Dynamite

- The Sun Devils have recorded 117 doubles on the year as well, good for fifth in the nation and tops in the Pac-12. Nate Baez is 12th nationally and first in the league with 20 and Joe Lampe is second in the league and 16th nationally with 19.
- The 117 doubles are already the third-most for a Sun Devil team in the BBOR era (since 2011) behind the 2011 tally of 136. The next double ASU hits will mark the most of the team in a season since it moved to Phoenix Muni in 2015.
- ASU has at least one double in all but five games so far this season and multiple doubles in 32 of 49 games.
- There are 45 Pac-12 players with double-digit doubles this season, of which ASU has seven (Baez, Lampe, Rogers, McLain, Long, Davis, Murphy). No other team has more than six.
- ASU has reached double digits in 21 of the last 25 games and 30 times in 49 games. The Devils are 13th in the country with 520 hits. On March 20, the team was 72nd in the nation in total hits.
- Through the Oregon State series (first 21 games through March 20), ASU was batting just .231 with runners in scoring position. In the last 28 games, ASU is batting .325 with runners in scoring position.
- Of the nine position players with at least 30 starts this season, all nine have multiple home runs. ASU has ten total players with multiple homers.
- ASU has five players with at least seven homers, tied for the second-most at ASU since 1998.
- The timing of the home runs has improved immensely over the second half of the year. On 22 of the last 32 homers, ASU has had at least one runner on base. That is notable as ASU had runners on base just eight times on the teams first 27 homers.
- The Sun Devils have four grand slams this year, the most it has had in a season since 2004 (also four). ASU has some work to do for the next milestone as the 2003 Sun Devils had 14 grand slams - an NCAA record.
- Nate Baez is the first Sun Devil to have two grand slams in a season since Ike Davis in 2006.
- ASU hit two grand slams (Will Rogers and Nate Baez) in consecutive innings (6th and 7th) in its 17-8 series clinching win against Dixie State on opening weekend. That was notable as prior to that, the Sun Devils had recorded just one single grand slam at Phoenix Municipal Stadium since moving there in 2015.
- It was the first time ASU had two grand slams in a single game since 2003 when the Sun Devils did so against San Diego State on Jan. 26 (also in consecutive innings in the 3rd and 4th).

Hold on to Your Seats

- ASU has played no shortage of tight games this season - for better or worse - with 21 of the teams 45 games being decided by one or two runs. For perspective, ASU played in 20 1-2-run games in the entirety of last season.
- Unfortunately, ASU is 1-7 in one-run losses and 13 of the teams 25 losses have come by way of 1-2 runs.
- That said, the Sun Devils have shown that no opponent lead is safe, showing off plenty of grit in erasing multi-run deficits.
- On 10 occasions this season, ASU has erased a lead of at least three runs.
- ASU has won seven games already this season when trailing after four innings, matching its total for all of 2021.
- The seven-run deficit overcome by the Sun Devils to defeat and take the series from Cal were the most since March 3, 2000 against Arizona. The Wildcats jumped to a 7-0 lead before ASU rallied to win 9-7.
- Three times this season that ASU has rallied from a deficit of five or more runs to tie or win the game - the first time that has happened since 2010 (also 3).

The Kids Will Be Alright

- True freshman Ryan Campos has assumed the team's mantle of having the highest batting average entering the weekend, sitting at .343 on the year - good for ninth in the Pac-12.
- His .375 average in league-only games is the fourth-highest in the conference.
- His .461 OBP in league games is also tops on the team and sixth in the Pac-12.
- Campos has the second best average on the team with runners in scoring position at 16-for-47 (.340).
- Campos had a 10-game hitting streak during the month of April. He had multiple hits in eight of those games and at least one RBI in seven of them as well.
- Will Rogers and Jacob Tobias both have seven homers this year, quietly tied for seventh in ASU freshmen school history.
- Tobias is tied for ninth in Pac-12 play with 23 RBIs this season - the most of any true freshman in the league.

2022 Sun Devil Baseball

SERIES STATS AND INDIVIDUAL STREAKS

SERIES STATS

HITTING	W-L	AVG.	R	H	2B	3B	HR	RBI	BB	SO
DIXIE STATE	2-1	.315	26	23	10	0	7	23	13	27
BYU	0-3	.235	10	23	5	0	0	8	14	29
#4 OKLAHOMA STATE	0-2	.301	11	22	7	0	1	10	9	14
@SAN DIEGO STATE	2-1	.339	22	39	8	2	7	22	11	21
@UC IRVINE	0-2	.213	5	16	3	0	0	2	4	18
SAN FRANCISCO	3-0	.316	29	30	3	2	5	27	23	16
@ #3 OREGON STATE	1-2	.122	5	11	4	0	0	5	10	33
WASHINGTON	2-1	.325	21	37	8	1	4	20	13	15
CALIFORNIA	2-1	.306	31	34	8	2	3	27	15	22
@ #14 STANFORD	0-3	.274	16	29	8	0	1	15	10	25
USC	3-0	.362	31	38	7	1	7	28	12	17
@ ARIZONA	1-2	.345	18	39	6	0	2	16	12	13
@ #13 UCLA	0-3	.198	12	20	5	0	3	11	8	22
UTAH	3-0	.430	38	52	12	1	6	36	10	18

PITCHING	W-L	ERA	H	R	ER	BB	SO	SV	SCORE
DIXIE STATE	2-1	3.86	25	16	12	12	25	1	26-16
BYU	0-3	9.00	33	29	27	16	28	0	10-29
#4 OKLAHOMA STATE	0-2	8.00	22	18	16	15	13	0	11-18
@SAN DIEGO STATE	2-1	3.81	21	13	11	12	25	1	22-13
@UC IRVINE	0-2	3.20	20	7	7	8	16	0	5-7
SAN FRANCISCO	3-0	5.33	31	17	16	3	35	2	29-17
@ #3 OREGON STATE	1-2	11.16	36	34	31	22	27	1	5-34
WASHINGTON	2-1	4.34	34	14	14	3	14	2	21-14
CALIFORNIA	2-1	7.67	38	26	23	15	24	0	31-26
@ #14 STANFORD	0-3	12.38	38	34	33	15	19	0	16-34
USC	3-0	6.33	35	22	19	12	25	2	31-22
@ ARIZONA	1-2	8.20	38	26	24	14	22	0	18-26
@ #13 UCLA	0-3	11.25	39	42	30	20	29	0	12-42
UTAH	3-0	5.00	26	16	15	17	27	1	38-16

STREAKS AND SUPERLATIVES

Multiple Hit Games	2	3	4	5+	Total	Multiple RBI Games	2	3	4	5+	Total
Lampe, Joe	15	8	1	-	24	Baez, Nate	1	5	1	2	9
McLain, Sean	13	4	1	-	18	Lampe, Joe	4	3	-	-	7
Davis, Conor	10	7	-	-	17	McLain, Sean	3	4	-	-	7
Baez, Nate	12	4	1	-	17	Murphy, Kai	3	2	1	-	6
Murphy, Kai	9	7	-	-	16	Tobias, Jacob	2	1	-	3	6
Campos, Ryan	12	4	-	-	16	Davis, Conor	3	1	2	-	6
Long, Ethan	10	3	-	-	13	Long, Ethan	2	2	-	1	5
Rogers, Will	9	2	-	-	11	Campos, Ryan	3	-	1	-	4
Tobias, Jacob	5	2	2	-	9	Rogers, Will	1	1	-	1	3
Magee, Cam	1	2	-	-	3	Magee, Cam	2	1	-	-	3
Champagne, Alex	2	1	-	-	3	Champagne, Alex	2	-	-	-	2
Haas, Hunter	2	-	-	-	2	Haas, Hunter	2	-	-	-	2
Brethow, Ivan	-	1	-	-	1	Brethow, Ivan	-	1	-	-	1
TEAM	100	45	5	0	150	TEAM	28	21	5	7	61

Hitting Streaks	Longest	Current	Reached Base Streaks	Longest	Current
Lampe, Joe	18	18	McLain, Sean	22	5
Baez, Nate	13	6	Long, Ethan	20	5
Campos, Ryan	10	6	Baez, Nate	19	6
Davis, Conor	8	2	Lampe, Joe	18	18
Long, Ethan	8	5	Tobias, Jacob	13	2
Magee, Cam	7	-	Davis, Conor	11	4
Tobias, Jacob	7	-	Campos, Ryan	10	6
Rogers, Will	6	5	Magee, Cam	10	-
Murphy, Kai	6	5	Murphy, Kai	7	6
Champagne, Alex	5	-	Champagne, Alex	6	3
McLain, Sean	5	3	Rogers, Will	6	5
Haas, Hunter	3	-	Haas, Hunter	5	1
Brueser, Michael	2	2	Brueser, Michael	4	4
Brethow, Ivan	2	2	Brethow, Ivan	3	2
Higgins, Kade	1	-	Pivaroff, Blake	3	-
Lucas, Andrew	1	-	Balholm, Bronson	2	-
Pivaroff, Blake	1	-	Lucas, Andrew	2	-
			Higgins, Kade	1	-

DOUBLE PLAYS

Gm #	Date	Opponent	Pitcher (SZN #)	Scoring	Players	Inn	Outs	Score	Final
2-Feb-19		Dixie State	Osman (1)	KS 26 DP	Campos-Haas	5	1	3-4	6-7
3-Feb-20		Dixie State	Levine (1)	4B3 GDP	McLain-Haas-Davis	6	0	6-8	17-8
4-Feb-22		Nevada	Webster (1)	643 GDP	Haas-McLain-Davis	9	0	3-1	3-1
5-Feb-24		BYU	Luckham (1)	643 GDP	Haas-McLain-Davis	2	1	0-0	2-4
5-Feb-24		BYU	Luckham (2)	L9-6 DP	Murphy-Haas	4	1	0-0	2-4
7-Feb-26		BYU	Lucas (1)	4B3 GDP	Champagne-McLain-Davis	6	1	1-9	3-19
7-Feb-26		BYU	Cacchione (1)	543 GDP	Long-Champagne-Davis	8	0	1-15	3-19
8-March-1		#4 OK State	Meyer (1)	543 GDP	Long-Champagne-Davis	3	0	1-0	5-7
9-March-2		#4 OK State	Glenn (1)	643 GDP	Magee-Champagne-Pivaroff	6	1	6-7	6-11
10-March-4		@SDSU	Cacchione (2)	543 GDP	Pivaroff-Champagne-Davis	9	1	13-5	13-5
11-March-5		@SDSU	Luckham (3)	643 GDP	McLain-Champagne-Davis	5	5	5-3	6-4
11-March-5		@SDSU	Luckham (4)	63 GDP	McLain-Davis	6	1	5-3	6-4
14-March-9		@UC Irvine	Walker (1)	643 GDP	McLain-Champagne-Davis	1	0	0-0	2-3
16-March-12		USF	Luckham (5)	6U-3 GDP	McLain-Davis	3	1	0-1	4-2
17-March-13		USF	Levine (2)	643 GDP	McLain-Magee-Davis	4	1	2-6	17-10
17-March-13		USF	Levine (3)	4B3 GDP	Magee-McLain-Davis	5	0	2-6	17-10
18-March-13		MIZZ	Peery (1)	643 GDP	McLain-Champagne-Davis	9	1	4-6	4-6
20-March-19		@ #4 OSU	Glenn (2)	643 GDP	McLain-Champagne-Davis	7	1	2-9	2-12
22-March-22		GCU	Webster (2)	L53 DP	Long-Davis	5	1	2-4	5-7
23-March-25		Washington	Luckham (6)	3B3 GDP	Davis-McLain-Davis	5	0	8-4	12-5
24-March-26		Washington	Meyer (2)	4B3 GDP	Champagne-McLain-Davis	2	1	0-1	5-3
25-March-27		Washington	Tulloch (1)	643 GDP	McLain-Champagne-Davis	1	1	0-0	4-6
25-March-27		Washington	Webster (3)	643 GDP	McLain-Champagne-Davis	5	1	1-4	4-6
26-March-29		@UNLV	Levine (4)	L64 DP	McLain-Champagne	6	1	6-10	10-11
27-April-1		Cal	Luckham (7)	643 GDP	McLain-Champagne-Davis	1	0	0-0	8-3
30-April-5		#10 Arizona	Walker (2)	643 GDP	McLain-Champagne-Davis	2	1	1-3	10-6
30-April-5		#10 Arizona	Levine (5)	36 GDP	Davis-McLain	6	1	7-6	10-6
32-April-9		@ #14 Stanford	Levine (6)	643 GDP	McLain-Baez-Davis	5	1	2-3	6-10
33-April-10		@ #14 Stanford	Peery (2)	3B3 GDP	Davis-McLain-Davis	7	1	7-16	10-16
34-April-11		@ Santa Clara	Osman (1)	43 GDP	Champagne-Tobias	7	1	11-0	21-1
36-April-15		USC	Luckham (8)	3B3 GDP	Davis-McLain-Davis	1	0	0-0	8-2
37-April-16		USC	Tulloch (2)	6U-3 GDP	McLain-Davis	1	1	0-0	9-8
37-April-16		USC	Tulloch (3)	5U-3 GDP	Long-Davis	2	1	0-0	9-8
37-April-16		USC	Bodlovich (1)	4B3 GDP	Champagne-McLain-Davis	5	1	5-2	9-8
38-April-19		USC	Webster (4)	F84 DP	Lampe-Baez	6	1	3-1	6-1
40-April-23		@ Arizona	Luckham (9)	643 GDP	McLain-Baez-Davis	3	1	4-0	8-5
47-May-7		Utah	Luckham (10)	643 GDP	McLain-Baez-Tobias	3	0	3-3	6-3
48-May-7		Utah	Levine (7)	643 GDP	McLain-Baez-Tobias	6	1	11-2	13-6
49-May-10		@ #25 GCU	Levine (8)	643 GDP	McLain-Baez-Tobias	3	0	3-2	6-4
49-May-10		@ #25 GCU	Osman (2)	KL 26 CS DP	Campos-McLain	6	1	3-4	6-4

2022 Sun Devil Baseball

ROSTER

PITCHERS (17)

No.	Name	Yr	B/T	HT	WT	Hometown (High School)
10	Christian Bodlovich	RS So.	R/R	6'0"	205	San Pedro, Calif. (Mira Costa)
3	Dom Cacchione	RS Jr.	R/R	6'2"	175	Menlo Park, Calif. (Sacred Heart Prep)
39	Luis Cañez	Jr.	R/R	6'0"	200	Hermosillo, Mexi. (Phoenix College)
15	Jared Glenn	So.	L/R	6'4"	195	Ladera Ranch, Calif. (JSerra)
31	Josh Hansell	So.	R/R	6'6"	215	Chandler, Ariz. (Seton Catholic/Wichita St.)
4	Luke La Flam	RS Jr.	R/R	6'2"	200	Aurora, Colo. (Grandview)
25	Will Levine	RS Jr.	R/R	6'2"	210	Mission Viejo, Calif. (Mission Viejo)
45	Andrew Lucas	RS Jr.	R/R	5'11"	185	Camarillo, Calif. (Carmarillo/CSUN/ So. Mtn)
44	Kyle Luckham	RS Jr.	R/R	6'2"	210	Fullerton, Calif. (El Dorado/Cal St. Fullerton)
43	Danny Marshall	RS So.	L/L	6'0"	160	Queen Creek, Ariz. (Queen Creek/Chndlr-Gil)
13	Tyler Meyer	RS So.	R/R	6'3"	205	Riverbank, Calif. (Big Valley Chris/Stanslaus)
26	Graham Osman	RS So.	L/L	6'3"	185	Morrison, Colo. (Colorado Academy)
33	Brock Peery	So.	R/R	6'0"	195	Peoria, Ariz. (Moutain Ridge)
36	Adam Tulloch	RS Jr.	L/L	6'2"	205	Weston, Flori. (Western/West Virginia)
19	Boyd Vander Kooi	RS Sr.	R/R	6'5"	225	Mesa, Ariz. (Skyline)
46	Jacob Walker	RS Sr.	R/R	6'7"	215	Phoenix, Ariz. (Pinnacle/Davidson)
40	Chase Webster	RS Jr.	R/R	6'4"	225	Gilbert, Ariz. (Mesquite/Chndlr-Gil/Tex. Tech)

CATCHERS (4)

12	Nathan Baez	RS So.	R/R	6'1"	200	Oro Valley, Ariz. (Ironwood Ridge)
41	Bronson Balholm	RS Sr.	S/R	5'10"	180	Los Angeles, Calif. (Notre Dame/Beloit Coll.)
17	Ryan Campos	Fr.	L/R	5'9"	180	Mesa, Ariz. (Red Mountain)
21	Will Rogers	Fr.	R/R	6'1"	210	Shoreview, Minnes. (Moundsvie)

INFIELDERS (8)

37	Alex Champagne	Fr.	L/R	5'8"	165	Littleton, Colo. (Heritage)
7	Conor Davis	RS Sr.	R/R	6'3"	220	Roswell, Geor. (Blessed Catholic/Auburn)
27	Hunter Haas	So.	R/R	6'0"	175	Phoenix, Ariz. (Corona Del Sol)
35	Ethan Long	So.	R/R	6'2"	215	Gilbert, Ariz. (Mountain Pointe)
8	Cam Magee	Fr.	L/R	6'1"	185	Anaheim, Calif. (Cayon)
2	Sean McLain	RS So.	R/R	5'11"	180	Tustin, Calif. (Arnold D. Beckman)
9	Blake Pivaroff	So.	L/R	6'0"	200	Laguna Beach, Calif. (Laguna Beach)
18	Jacob Tobias	Fr.	L/R	6'1"	240	Bakersfield, Calif. (Liberty)

OUTFIELDERS (6)

28	Ivan Brethowr	Fr.	R/R	6'6"	240	Olathe, Kansas (St. Thomas Aquinas)
23	Michael Brueser	So.	R/R	6'1"	200	Chandler, Ariz. (Hamilton)
11	Kade Higgins	So.	L/R	6'3"	205	Las Vegas, Nev. (Spring Valley)
5	Joe Lampe	RS So.	L/R	6'0"	185	Petaluma, Calif. (Casa Grande/Santa Rosa)
6	Kai Murphy	RS So.	L/L	5'8"	175	Mesa, Ariz. (Red Mountain/Oregon State)
32	Trey Rucker	Fr.	R/R	6'0"	200	Boerne, Texas (IMG Academy)

- 30** **Head Coach:** Willie Bloomquist
16 **Assistant Coach/Third Base Coach:** Mike Goff
20 **Pitching Coach/Recruiting Coordinator:** Sam Peraza
24 **Hitting Coach:** Travis Buck
38 **Student Assistant Coach:** Brady Corrigan
Director of Operations: Daniel Stolper
Sports Medicine/Rehabilitation: Jesse Lowman
Strength and Conditioning: Tim Gifford

2022 Sun Devil Baseball

ROSTERS

NUMERICAL

No.	Name	Yr	Pos.	B/T	HT	WT	Hometown (High School)
2	McLain, Sean	RS So.	INF	R/R	5'11"	180	Tustin, Calif. (Arnold D. Beckman)
3	Cacchione, Dom	RS Jr.	RHP	R/R	6'2"	175	Menlo Park, Calif. (Sacred Heart Prep)
4	La Flam, Luke	RS Jr.	RHP	R/R	6'2"	200	Aurora, Colo. (Grandview)
5	Lampe, Joe	RS So.	OF	L/R	6'0"	185	Petaluma, Calif. (Casa Grande/Santa Rosa)
6	Murphy, Kai	RS So.	OF/LHP	L/L	5'8"	175	Mesa, Ariz. (Red Mountain/Oregon State)
7	Davis, Conor	RS Sr.	INF	R/R	6'3"	220	Roswell, Ga. (Blessed Catholic/Auburn)
8	Magee, Cam	Fr.	INF	L/R	6'1"	185	Anaheim, Calif. (Canyon)
9	Pivaroff, Blake	So.	INF/RHP	L/R	6'0"	200	Laguna Beach, Calif. (Laguna Beach)
10	Bodlovich, Christian	RS So.	RHP	R/R	6'0"	205	San Pedro, Calif. (Mira Costa)
11	Higgins, Kade	So.	OF	L/R	6'3"	205	Las Vegas, Nev. (Spring Valley)
12	Baez, Nate	RS So.	C/UTL	R/R	6'1"	200	Oro Valley, Ariz. (Ironwood Ridge)
13	Meyer, Tyler	RS So.	RHP	R/R	6'3"	205	Riverbank, Calif. (Big Valley Christian/Stanislaus State)
15	Glenn, Jared	So.	RHP	L/R	6'4"	195	Ladera Ranch, Calif. (JSerra)
17	Campos, Ryan	Fr.	C/UTL	L/R	5'9"	180	Mesa, Ariz. (Red Mountain)
18	Tobias, Jacob	Fr.	INF	L/R	6'1"	240	Bakersfield, Calif. (Liberty)
19	Vander Kooi, Boyd	RS Sr.	RHP	R/R	6'5"	225	Mesa, Ariz. (Skyline)
21	Rogers, Will	Fr.	C/OF	R/R	6'1"	210	Shoreview, Minn. (Moundsview)
23	Brueser, Michael	So.	OF	R/R	6'1"	200	Chandler, Ariz. (Hamilton)
25	Levine, Will	RS Jr.	RHP	R/R	6'2"	210	Mission Viejo, Calif. (Mission Viejo)
26	Osman, Graham	RS So.	LHP	L/L	6'3"	185	Morrison, Colo. (Colorado Academy)
27	Haas, Hunter	So.	INF	R/R	6'0"	175	Phoenix, Ariz. (Corona Del Sol)
28	Brethowr, Ivan	Fr.	OF/INF	R/R	6'6"	240	Olathe, Kansas (St. Thomas Aquinas)
31	Hansell, Josh	So.	RHP	R/R	6'6"	215	Chandler, Ariz. (Seton Catholic/Wichita St.)
32	Rucker, Trey	Fr.	OF	R/R	6'0"	200	Boerne, Texas (IMG Academy)
33	Peery, Brock	So.	RHP	R/R	6'0"	195	Peoria, Ariz. (Mountain Ridge)
35	Long, Ethan	So.	INF	R/R	6'2"	215	Gilbert, Ariz. (Mountain Pointe)
36	Tulloch, Adam	RS Jr.	LHP	L/L	6'2"	205	Weston, Fla. (Western/College of Central Fla./West Virginia)
37	Champagne, Alex	Fr.	INF	L/R	5'8"	165	Littleton, Colo. (Heritage)
39	Cañez, Luis	Jr.	RHP	R/R	6'0"	200	Hermosillo, Sonora, Mexico (Phoenix College)
40	Webster, Chase	RS Jr.	RHP	R/R	6'4"	225	Gilbert, Ariz. (Mesquite/Chandler-Gilbert/Texas Tech)
41	Balholm, Bronson	RS Sr.	C	S/R	5'10"	180	Los Angeles, Calif. (Notre Dame HS/Beloit)
43	Marshall, Danny	RS So.	LHP	L/L	6'0"	160	Queen Creek, Ariz. (Queen Creek/Chandler-Gilbert)
44	Luckham, Kyle	RS Jr.	RHP	R/R	6'2"	210	Fullerton, Calif. (El Dorado/Cal State Fullerton)
45	Lucas, Andrew	RS Jr.	RHP	R/R	5'11"	185	Camarillo, Calif. (Carmarillo/CSUN/ South Mountain)
46	Walker, Jacob	RS Sr.	RHP	R/R	6'7"	215	Phoenix, Ariz. (Pinnacle/Davidson)

ALPHABETICAL

No.	Name	Pos.
12	Baez, Nate	C/UTL
41	Balholm, Bronson	C
10	Bodlovich, Christian	RHP
28	Brethowr, Ivan	OF/INF
23	Brueser, Michael	OF
3	Cacchione, Dom	RHP
17	Campos, Ryan	C/UTL
39	Cañez, Luis	RHP
37	Champagne, Alex	INF
7	Davis, Conor	INF
15	Glenn, Jared	RHP
27	Haas, Hunter	INF
31	Hansell, Josh	RHP
11	Higgins, Kade	OF
4	La Flam, Luke	RHP
5	Lampe, Joe	OF
25	Levine, Will	RHP
35	Long, Ethan	INF
45	Lucas, Andrew	RHP
44	Luckham, Kyle	RHP
8	Magee, Cam	INF
43	Marshall, Danny	LHP
2	McLain, Sean	INF
13	Meyer, Tyler	RHP
6	Murphy, Kai	OF/LHP
26	Osman, Graham	LHP
33	Peery, Brock	RHP
9	Pivaroff, Blake	INF/RHP
21	Rogers, Will	C/OF
32	Rucker, Trey	OF
18	Tobias, Jacob	INF
36	Tulloch, Adam	LHP
19	Vander Kooi, Boyd	RHP
46	Walker, Jacob	RHP
40	Webster, Chase	RHP

BY POSITION

Catchers	4
Pitchers	17
Infielders	8
Outfielders	6

BY CLASS

Seniors	4
Juniors	8
Sophomores	16
Freshmen	7

BATTING

Lefties	8
Righties	9
Switch	1

PITCHING

Righties	14
Lefties	3

PRO-NUN-SEE-AY-SHUNS

Nathan Baez – BYE-ezz
 Christian Bodlovich – BOD-low-vich
 Ivan Brethowr - EYE-ven BREATH-ow-er
 Michael Brueser - BREW-zer
 Dom Cacchione – cuh-SHONE
 Alex Champagne - Like the beverage
 Hunter Haas - HAWS
 Josh Hansell - HAN-sell
 Luke La Flam – luh FLAMM

Joe Lampe - LAMP-ee
 Will Levine – leh-VEEN
 Kyle Luckham - LUCK-um
 Tyler Meyer - MY-er
 Graham Osman – OZ-men
 Blake Pivaroff - pivv-uh-ROFF
 Jacob Tobias - toe-bye-us
 Adam Tulluch - tull-UCK
 Boyd Vander Kooi – van-der-coy

2022 Sun Devil Baseball

LAST TIME

Hitting Categories

Hit a grand slam.....	Nate Baez, March 13, 2022 vs. San Francisco (W, 17-10)
Team hit two grand slams.....	Will Rogers and Nate Baez, Feb. 20, 2022 vs. Dixie State (W, 17-8)
Team hit five or more home runs.....	5, Feb. 20, 2022 vs. Dixie State (W, 17-8)
Hit a walkoff HR.....	Ethan Long (3-run shot), May 14, 2021, vs. #23 Oregon State (W, 9-6)
Led off the game with a HR.....	Joe Lampe (1st pitch), March 26, 2022 vs. UNLV (L, 1-9)
Hit for the cycle.....	Travis Buck, March 7, 2003 vs. Southern Utah (W, 19-0)
Team hit for the cycle to open the game.....	April 27, 2003 vs. Washington State (HR/2B/1B/3B)
Team hit for the cycle on four consecutive batters.....	April 18, 2019 at Utah (2B, 3B, 1B, HR in 12th inning)
Hit back-to-back HRs.....	Joe Lampe (2-run shot) and Drew Swift, Feb. 27, 2020 vs. Hawaii (W, 9-8)
Hit back-to-back-to-back HRs.....	Trevor Hauver, Spencer Torkelson, Hunter Bishop, April 12, 2019 vs. #3 Oregon State (L, 4-6)
Hit two HRs in one game.....	Nate Baez, May 6, 2022 vs. Utah (W, 19-7)
Switch hitter homered from both sides in one game.....	Gage Workman, March 8, 2020, vs. Fresno State (W, 8-3)
A freshman hit two HR in one game.....	Ivan Brethow, March 5, 2022 at San Diego State (W, 13-5)
Hit three HRs in one game.....	Joey DeMichele, May 1, 2011 vs Stanford (TIES ASU RECORD)
Reached base 6+ times in one game.....	6, Joe Lampe, March 13, 2022, vs. San Francisco
A player hit two grand slams in one season.....	2, Nate Baez, 2022
Had five hits in one game.....	Trevor Hauver, April 2, 2019, vs. Long Beach State (6-for-6)
Had six hits in one game.....	Travis Buck, March 13, 2005 vs Western Illinois (went 6-for-8, 3 RBI)
Had seven hits in one game.....	Jerry Mantlo, February 6, 1972 vs. Michigan
Had three doubles in one game.....	Nate Baez, April 3, 2022 vs. Cal (W, 17-9)
Had four doubles in one game.....	Travis Buck, February 28, 2004 vs. Connecticut (W, 16-5)
Hit two triples in one game.....	Gage Canning, March 3, 2018 vs. Oklahoma State
Had seven RBI in one game.....	Trevor Hauver, Feb. 24, 2019 vs. UC Davis (W, 17-2)
Had eight RBI in one game.....	Kiel Roling, March 17, 2007 vs. Maine
Had nine RBI in one game.....	Jeremy West, April 27, 2003 vs. Washington State
Stole four bases in one game.....	Drew Maggi, April 10, 2010 at Washington St. (TIES ASU RECORD)
Stole home.....	Jacob Tobias, March 13, 2022 vs. San Francisco
Struck out four or more times in one game.....	4, Gage Workman, Feb. 25, 2020 vs. New Mexico State (W, 6-5 (10 inn))
Hitter stranded seven runners on base.....	Joe Lampe (7), May 22, 2021 at USC (L, 1-6)
Recorded 13 total bases.....	Gage Canning (13), April 27, Gage Canning, March 18, 2018 vs. Oregon (2 HR, 1 3B, 2 1B)
Had an inside-the-park home run.....	Hunter Haas, Feb. 27, 2020 vs. Hawaii (W, 6-5)
Had an inside-the-park home run AND a traditional home run in one game.....	Gage Canning, March 18, 2018 vs. Oregon (W, 18-4)
Scored five runs in one game.....	5, Joe Lampe, vs. San Francisco, March 13, 2022 (W, 17-10)
Was hit by a pitch two or more times.....	2, Sean McLain, at #13 UCLA, April 29, 2022
Team was hit by 5+ pitches.....	5, May 11, 2021 at Nevada
Walked 4+ times.....	4, Conor Davis, Feb. 25, 2022 vs. BYU (L, 5-6)
Opponent hit two HRs in one game.....	3, Tyler Lozano, vs. USC, April 14, 2022 (W, 14-12)
Opponent hit a walkoff HR.....	Evan Williams, at Oregon, March 23, 2019
Opponent hit a leadoff HR.....	Brock Jones, at #14 Stanford, April 10, 2022

Pitching Categories

Threw a no-hitter.....	Ryan Hingst, March 25, 2016 vs. Utah (W, 5-0)
Threw a perfect game.....	Eddie Bane, March 2, 1873, vs. Cal State Northridge (W, 9-0)
Threw a one-hitter.....	Individual - Brian Flores, May 20, 2007 at Oregon State (W, 8-1)
Threw a two-hitter.....	Team - Feb. 21, 2021 vs. Sacramento State (W, 3-1)
Were no-hit.....	Will Waldrip, Jan. 23, 1999 vs. Hawaii-Hilo (W, 3-0)
Were one-hit.....	Phil Keller, March 23, 1970 vs. Stanford (L, 0-0)
Threw a complete game.....	Noah Bremer, at Washington, May 12, 2017 (L, 0-4)
Threw a complete game shutout.....	Justin Fall, May 8, 2021 at Cal (W, 6-3)
Threw back-to-back complete games.....	Eli Lingos, March 30, 2018 at Washington St. (W, 7-0)
Threw back-to-back complete game shutouts.....	Trevor Williams, 3/1/13 vs. Pacific (W, 8-1) and 3/9 vs. Long Beach State (W, 4-0)
Had an opposing pitcher throw a complete game.....	Brady Rodgers/Kramer, Champlin, May 20 and 21, 2011 at Washington
Shut out an opponent (five or more pitchers).....	Alex Williams, at #14 Stanford, April 8, 2022 (L, 0-8)
Shut out an opponent in back to back games (one or more pitchers).....	March 7, 2021 vs. Utah (5-0, 8 pitchers - school record)
ASU was shutout.....	March 7 and 12, 2021 vs. Utah and Cal State Fullerton (5-0 and 10-0)
Struck out 10 or more batters in a game.....	vs. #3 Oregon State, March 18, 2022 (L, 0-21)
Team struck out 18 or more batters.....	11 (7.1 IP), Tyler Thornton, April 30, 2021 vs. Rhode Island (W, 9-6)
Had back-to-back starts with 10 strikeouts.....	20, April 9, 2021 at Washington (W, 3-2 (15))
Individual struck out 15 or more batters in a game.....	Alec Marsh (10 in each), May 10, 2019 at Nebraska and May 17, 2019 at Cal
Had an opposing pitcher strike out 10 or more Sun Devils.....	Mike Leake (15), May 30, 2009 vs. Oral Roberts (CG, 4-1 Win in Tempe Regional)
Did not walk a batter (complete game).....	Cooper Hjerpe (12), at #3 Oregon State, March 18, 2022 (L, 0-21)
Recorded 10 wins in a season.....	Ryan Kellogg, May 14, 2015 vs. Washington State (W, 5-0)
Hit three batters in a game.....	Ryan Kellogg, 11-1 (2013)
Starting pitcher hit a home run in a game.....	Tyler Thornton (3), April 30, 2021 vs. Rhode Island (W, 9-6)
Reliever pitched 6.0+ innings in relief.....	Erik Tolman, April 23, 2019 vs. UNLV (W, 9-2)
Used 10+ pitchers.....	7.0 (Save), Tyler Thornton, April 30, 2021 vs. Rhode Island (W, 9-6)
Pitcher went 7.0 innings with one hit or less.....	12, April 21, 2021 at GCU (school record)
	1 hit in 7.0 IP, Kai Murphy (starting debut), May 9, 2021 at Cal (W, 7-2)

Fielding Categories

Had no errors in four straight games.....	April 20, 23, 26-27, 2019 at Utah, vs. UNLV, at Washington
Committed three or more errors in one game.....	Andrew Snow (3), Feb. 17, 2017 vs. Northwestern
Had 16 or more putouts in one game.....	Conor Davis (18), First Base, April 23, 2022 (W, 8-5)
Had 20 or more put outs in one game.....	Zach Wilson (20), First Base, April 21, 2011 at Cal
Had eight or more assists in one game.....	Hunter Haas (8), April 10, 2021 at Washington (W, 8-1)
Caught and pitched in the same game.....	Sean McLain (8), April 17, 2021 vs. #18 Stanford (L, 9-11 (12))
Turned four double plays in one game.....	Jordan Swagerty, March 17, 2010 vs. USC (2x in 2010)
Turned five+ double plays in one game.....	May 7, 2021 at Cal (L, 2-7)
Turned a triple play.....	5, April 25, 2010, vs. Washington (TIES ASU RECORD)
	Eric Sogard (2B), Brett Wallace (1B) and Andrew Romine (SS), February 27, 2007 at Arizona

Scoring and Misc. Categories

Recorded 20+ hits.....	22, April 11, 2022 at Santa Clara (W, 21-1)
Recorded 20+ hits in back-to-back games.....	22 and 22, February 3-4, 2007 vs. Southern Utah
Scored 20+ runs.....	21, April 11, 2022 at Santa Clara (W, 21-1)
Scored 30+ runs.....	30, March 13, 2005 vs. Western Illinois (W, 30-13 in Baton Rouge, La.)
Scored 10+ runs in one inning.....	10, 9th Inning, April 11, 2022 at Santa Clara (W, 21-1)
Allowed 10+ runs in one innings.....	13, 6th Inning, April 29, 2022 at #13 UCLA (L, 2-19)
Allowed 5 or more home runs in a game.....	9, vs. Nebraska, March 1, 2020 (L, 10-18)
Allowed 3 or more home runs in an inning.....	3, at #14 Stanford, April 8, 2022
Walked 15+ times in a game.....	15, March 31, 2019 vs. Arizona (W, 17-16)
Walked 15+ opponent batters.....	15, March 18, 2022 at #3 Oregon State (L, 0-21)
Stranded 15+ ASU runners on base in one game.....	15, March 6, 2022 at San Diego State (W, 6-4)
Stranded 15+ opponent runners on base in one game.....	15, March 18, 2022 at #3 Oregon State (L, 0-21)
Surrendered a ninth inning lead.....	Feb. 25, 2022 vs. BYU (led 4-2, lost 5-6)
Swept a three-game Pac-12 series.....	March 26-28, 2021 vs. Washington St. (10-0, 5-4, 9-0)
Swept a three-game Non-Conference series.....	March 11-13, vs. San Francisco (8-5, 4-2, 17-10)
Shut out an opponent twice in a series.....	March 26-28, 2021 vs. Washington St. (10-0, 5-4, 9-0)
Were swept in a Pac-12 series.....	April 29-May 1, 2022 at #13 UCLA (2-16, 5-7, 5-16)
Were swept in a Pac-12 series at home.....	May 27-29, 2021 vs. #18 UCLA (9-21, 5-8, 0-3)
Were swept in a three-game Non-Conference series.....	Feb. 24-26, 2022 vs. BYU (2-4, 5-6, 3-19)
Played in extra innings.....	10, April 22, 2022 at Arizona (6-7)
Played in 14+ innings.....	16, April 9, 2021 at Washington (W, 3-2 (16))
Played back-to-back extra inning games.....	March 29-30, 2018, at Washington State (L, 8-7 (10)) (L, 4-3 (11))
Played a game lasting 5+ hours.....	5 hours, 4 minutes, April 9, 2021 at Washington (W, 3-2 (16))
ASU overcame a five-run deficit.....	7, April 3, 2022 vs. Cal (Down 9-2, W 16-9)
ASU overcame multiple five-run deficits in a season.....	3, 2022 (5 vs. USF (W), 5 at UNLV (L), 7 vs. Cal (W))

Record When...

Overall24-25	Scoring 0-2 runs0-7	After 8 leading 23-1
Conference..... 12-12 3-5 runs 5-11 trailing 1-21
Non-Conference 12-13 6-9 runs 9-5 tied 0-3
Home games18-11 10+ runs 10-2	Hit 0 home runs 5-11
Away games 6-13	Opponent 0-2 runs 7-0	... 1 home run 6-10
Neutral site0-1 3-5 runs 9-4	... 2+ home runs 13-4
Day games 9-10 6-9 runs 6-10	Opponent 0 home runs 11-9
Night games 15-15 10+ runs 2-11 1 home run 6-8
vs Left starter4-7	Scored in 1st inning 11-12 2+ HRs 7-8
vs Right starter20-18	Opp. scored in 1st 4-13	Made 0 errors 11-8
1-Run games 1-7	Scores first 16-11	... 1 error 7-6
2-Run games 8-6	Opp. scores first 8-14	... 2+ errors 6-11
5+Run games 11-11	After 6 leading 18-5	Opp. made 0 errors 10-11
Extra innings0-4 trailing 5-20 1 error 6-9
Shutouts0-2 tied 1-0 2+ errors 8-5
	After 7 leading 19-4	Out-hit opponent..... 19-5
 trailing 2-19	Out-hit by opponent 4-15
 tied 3-2	Hits are tied 1-5

A Look At the Pitching Staff

Arizona State Starters

Pitcher	Starts/QS	Pct.	PC/Start	IP/Start	ER Against/Start	Runs For/Start	PCK	DP	Team Record
Tulloch	14/3	21.4	1093/78.1	59.2/4.3	48/3.4	45/3.2	0	3	7-7
Luckham	12/4	33.3	1087/90.6	68.2/5.7	34/2.8	54/4.5	0	10	7-5
Meyer	7/3	42.9	573/81.9	36.0/5.1	19/2.7	20/2.9	0	2	5-2
Vander Kooi	7/0	0.0	284/40.6	13.0/1.9	18/2.6	17/2.4	0	0	4-3
Walker	6/1	16.7	310/51.7	21.0/3.5	19/3.2	22/3.7	0	1	1-5
Osman	1/0	0.0	53/53.0	3.0/3.0	5/5.0	1/1.0	0	0	0-1
Hansell	1/0	0.0	36/36.0	1.0/1.0	4/4.0	0/0.0	0	0	0-1
Glenn	1/0	0.0	44/44.0	1.0/1.0	3/3.0	0/0/0	0	0	0-1

Arizona State Bullpen (Relief Appearances Stats Only)

Reliever	APP	IP	H	R	ER	BB	SO	SV	ERA	Hold	IR/Scored	1st Bat. Faced/Ret.
Vander Kooi	2	2.2	0	0	0	1	2	0	0.00	0	0/0	2/2
Rogers	2	1.1	0	0	0	0	2	0	0.00	0	2/0	2/2
Meyer	4	8.1	7	3	3	4	10	0	3.24	0	6/6	4/3
Peery	29	23.2	26	12	12	10	28	8	4.56	1	20/9	29/18
Levine	25	41.0	41	25	22	21	28	1	4.83	4	27/6	25/15
Bodlovich	24	27.1	32	18	15	10	21	1	4.94	4	31/7	24/18
Webster	16	23.1	28	17	14	15	24	1	5.40	1	17/8	15/7
Marshall	9	4.0	6	3	3	7	3	0	6.75	0	12/5	9/4
Glenn	15	23.0	36	22	19	9	22	0	7.43	1	10/4	15/8
Walker	9	19.1	24	22	16	7	13	1	7.45	1	8/3	9/5
Pivaroff	14	19.2	20	17	17	16	20	1	7.78	3	9/4	14/8
Cacchione	7	7.1	13	8	7	7	6	0	8.59	0	10/6	7/2
Osman	14	17.1	19	18	17	15	19	0	8.83	0	10/7	14/7
La Flam	5	3.2	3	4	4	5	4	0	9.82	0	5/0	5/4
Long	4	2.2	4	5	5	4	1	0	16.88	0	3/3	4/2
Lucas	8	6.1	7	14	14	9	5	0	19.89	0	4/3	8/5
Hansell	3	1.1	4	6	6	6	0	0	40.50	0	1/0	3/1
Tulloch	1	0.0	0	3	2	2	0	0	99.00	0	0/0	1/1

2022 Sun Devil Baseball

REGULAR SEASON TEAM AND INDIVIDUAL RANKINGS/RECORD WATCH

NATIONAL/LEAGUE RANKINGS

Category	Team	Nat'l	Pac-12	Value
Base on Balls (293 ranked)		154	7	196
Batting Average (293 ranked)		38	2	0.298
Double Plays (293 ranked)		23	3	.40
Double Plays Per Game (293 ranked)		37	3	0.82
Doubles (293 ranked)		5	1	117
Doubles Per Game (293 ranked)		9	1	2.39
Earned Run Average (293 ranked)		226	11	6.58
Fielding Percentage (293 ranked)		104	9	0.971
Hit Batters (293 ranked)		105	2	.58
Hit by Pitch (293 ranked)		149	5	.52
Hits (293 ranked)		13	2	520
Hits Allowed Per Nine Innings (293 ranked)		232	11	10.7
Home Runs (293 ranked)		60	3	.59
Home Runs Per Game (293 ranked)		72	5	1.2
On Base Percentage (293 ranked)		103	5	0.382
Runs (293 ranked)		60	3	341
Sacrifice Bunts (292 ranked)		238	10	9
Sacrifice Flies (293 ranked)		99	5	.20
Scoring (293 ranked)		87	3	7
Slugging Percentage (293 ranked)		51	2	0.479
Stolen Bases (293 ranked)		195	4	.37
Stolen Bases Per Game (293 ranked)		215	5	0.76
Strikeout-to-Walk Ratio (293 ranked)		188	10	1.73
Strikeouts Per Nine Innings (293 ranked)		175	7	8.2
Triples (289 ranked)		101	7	.11
Triples Per Game (293 ranked)		126	7	0.22
WHIP (293 ranked)		221	11	1.72
WL Pct (293 ranked)		162	9	0.49
Walks Allowed Per Nine Innings (293 ranked)		191	9	4.76

Individual

Category	Name	Nat'l	Pac-12	Value
Doubles (126 ranked)	Nathan Baez	12	1	20
	Joe Lampe	16	2	19
Doubles Per Game (143 ranked)	Nathan Baez	35	1	0.41
	Joe Lampe	42	3	0.4
	Will Rogers	111	8	0.35
Games Started (18 ranked)	Adam Tulloch	2	1	14
	Kyle Luckham	18	3	12
Hit Batters (128 ranked)	Tyler Meyer	128	1	10
Hit By Pitch Per Game (145 ranked)	Sean McLain	28	1	0.38
Hit by Pitch (118 ranked)	Sean McLain	17	1	18
Hits (143 ranked)	Joe Lampe	21	3	73
Hits Per Game (150 ranked)	Joe Lampe	48	3	1.52
Pitching Appearances (113 ranked)	Brock Peery	4	1	29
	Will Levine	28	9	25
	Christian Bodlovich	47	14	24
Runs (146 ranked)	Joe Lampe	62	2	52
	Sean McLain	89	6	50
Runs Per Game (150 ranked)	Joe Lampe	106	5	1.08
	Sean McLain	123	6	1.06
Sacrifice Flies (143 ranked)	Sean McLain	47	2	.5
Saves (522 ranked)	Brock Peery	31	2	.8
Slugging Percentage (250 ranked)	Nathan Baez	161	5	0.617
	Joe Lampe	240	8	0.587
Stolen Bases (124 ranked)	Joe Lampe	105	4	.17
Stolen Bases Per Game (149 ranked)	Joe Lampe	146	4	0.35
Strikeouts (144 ranked)	Adam Tulloch	87	5	75
Strikeouts Per Nine Innings (150 ranked)	Adam Tulloch	63	4	11.31
Total Bases (145 ranked)	Joe Lampe	31	2	128
	Nathan Baez	118	7	111
Triples (97 ranked)	Joe Lampe	97	6	.3
	Sean McLain	97	6	.3
Victories (82 ranked)	Kyle Luckham	82	4	.6

2022 Sun Devil Baseball

REGULAR SEASON RECORD BY POSITION STARTS

LF

Will Rogers, 33 (16-17)

Nate Baez, 8 (5-3)
Ryan Campos, 7 (3-4)
Ivan Brethowr, 1 (0-1)

CF

Joe Lampe, 48 (24-24)

Andrew Lucas, 1 (0-1)

RF

Kai Murphy, 45 (23-22)

Ryan Campos, 3 (0-3)
Andrew Lucas, 1 (1-0)

SS

Sean McLain, 40 (21-19)

Hunter Haas, 7 (3-4)
Cam Magee, 2 (0-2)

2B

Alex Champagne, 23 (11-12)
Nate Baez, 11 (7-4)
Sean McLain, 7 (3-4)
Cam Magee, 5 (3-2)
Hunter Haas, 3 (0-3)

3B

Ethan Long, 31 (16-15)

Cam Magee, 11 (7-4)
Blake Pivaroff, 3 (0-3)
Hunter Haas, 2 (1-1)
Nate Baez, 2 (0-2)

SP

Adam Tulloch, 14 (7-7)

Kyle Luckham, 12 (7-5)

Tyler Meyer, 7 (5-2)

Vander Kooi, 7 (4-3)

Jacob Walker, 6 (1-5)

Graham Osman, 1 (0-1)
Josh Hansell, 1 (0-1)
Jared Glenn, 1 (0-1)

1B

Conor Davis, 39 (21-18)

Jacob Tobias, 9 (3-6)
Blake Pivaroff, 1 (0-1)

DH

Jacob Tobias, 26 (13-13)

Conor Davis, 10 (3-7)
Ivan Brethowr, 6 (3-3)
Ethan Long, 4 (2-2)
Nate Baez, 2 (2-0)
Hunter Haas, 1 (1-0)

C


Ryan Campos, 24 (15-9)

Nate Baez, 24 (9-15)


Bronson Balholm, 1 (0-1)

2022 Sun Devil Baseball

TV/RADIO ROSTER



#2, Sean McLain
R.So. • INF • R/R • 5-11 • 180




#3, Dom Cacchione
R.Jr. • RHP • R/R • 6-2 • 175




#4, Luke La Flam
R.Jr. • RHP • R/R • 6-2 • 200




#5, Joe Lampe
R.So. • OF • L/R • 6-0 • 185




#6, Kai Murphy
R.So. • OF/LHP • L/L • 5-8 • 175



#7, Conor Davis
R.Sr. • INF • R/R • 6-3 • 220



#8, Cam Magee
Fr. • INF • L/R • 6-1 • 185




#9, Blake Pivaroff
So. • INF/RHP • L/R • 6-0 • 200




#10, Christian Bodlovich
R.So. • RHP • R/R • 6-0 • 205



#11, Kade Higgins
So. • OF • L/R • 6-3 • 205




#12, Nate Baez
R.So. • C/UTL • R/R • 6-1 • 200




#13, Tyler Meyer
R.So. • RHP • R/R • 6-3 • 205



#15, Jared Glenn
So. • RHP • L/R • 6-4 • 195




#17, Ryan Campos
Fr. • C/UTL • L/R • 5-9 • 180



#18, Jacob Tobias
Fr. • INF • L/R • 6-1 • 240



#19, Boyd Vander Kooi
R.Sr. • RHP • R/R • 6-5 • 225



#21, Will Rogers
Fr. • C/UTL • R/R • 6-1 • 210

2022 Sun Devil Baseball

TV/RADIO ROSTER



#23, Michael Brueser
So. • OF • R/R • 6-1 • 200




#25, Will Levine
R.Jr. • RHP • R/R • 6-2 • 210




#26, Graham Osman
R.So. • LHP • L/RL • 6-3 • 185




#27, Hunter Haas
So. • INF • R/R • 6-0 • 175



#28, Ivan Brethowr
Fr. • OF/INF • R/R • 6-6 • 240




#31, Josh Hansell
So. • RHP • R/R • 6-6 • 215




#32, Trey Rucker
Fr. • OF • R/R • 6-0 • 200




#33, Brock Peery
So. • RHP • R/R • 6-0 • 195




#35, Ethan Long
So. • INF • R/R • 6-2 • 215




#36, Adam Tulloch
R.Jr. • LHP • L/L • 6-2 • 205



#37, Alex Champagne
Fr. • INF • L/R • 5-8 • 165




#39, Luis Canez
Jr. • RHP • R/R • 6-0 • 200



#40, Chase Webster
R.Jr. • RHP • R/R • 6-4 • 225



#41, Bronson Balholm
R.Sr. • C • S/R • 5-10 • 180



#43, Danny Marshall
R-So. • LHP • L/L • 6-0 • 160



#44, Kyle Luckham
R.Jr. • RHP • R/R • 6-2 • 210



#45, Andrew Lucas
R.Jr. • RHP • R/R • 5-11 • 185



#46, Jacob Walker
R.Sr. • RHP • R/R • 6-7 • 215

2022 Sun Devil Baseball

CAREER GAME HIGHS

Baez, N

Hits: 4, Utah, May 06, 2022
Doubles: 3 [1-3rd], California, Apr 03, 2022
Home runs: 2 [1-3rd], Utah, May 06, 2022
Total bases: 11 [1-7th], Utah, May 06, 2022
RBI: 5, San Francisco, Mar 13, 2022; Utah, May 06, 2022; at USC, May 23, 2021
Runs scored: 3, 6 times
Walks: 3, at Stanford, Apr 10, 2022; at USC, May 22, 2021
Hit by pitch: 1, 5 times
Struck out: 3, vs Fairfield, Jun 04, 2021
Sac flies: 1, 5 times
Sac bunts: 1, at Cal State Fullerton, Mar 04, 2020
At bats: 5, 15 times
Stolen bases: 1, Arizona, Apr 02, 2021
Caught stealing: 1, BYU, Feb 25, 2022; Utah, Mar 07, 2021; at California, May 08, 2021
Field chances: 15, BYU, Feb 25, 2022; San Francisco, Mar 11, 2022
Putouts: 15, San Francisco, Mar 11, 2022
Assists: 6, at Arizona, Apr 23, 2022; Grand Canyon, Mar 22, 2022
Runners CS: 1, 8 times

Baiholm, B.

RBI: 1, at Santa Clara, Apr 11, 2022; at UCLA, Apr 29, 2022
Runs scored: 1, at Santa Clara, Apr 11, 2022; BYU, Feb 26, 2022
Walks: 1, at Santa Clara, Apr 11, 2022
Hit by pitch: 1, BYU, Feb 26, 2022
Struck out: 1, BYU, Feb 26, 2022; at UCLA, May 01, 2022
At bats: 1, 5 times
Field chances: 4, BYU, Feb 26, 2022
Putouts: 3, BYU, Feb 26, 2022
Assists: 1, BYU, Feb 26, 2022

Bodlovich, C

Innings pitched: 4.0, Hawaii, Feb 26, 2021
Walks allowed: 3, at Arizona, Apr 06, 2021
Strikeouts: 4, 4 times
Batters faced: 18, Rhode Island, May 02, 2021
Field chances: 2, Nevada, Mar 02, 2021
Putouts: 1, Nevada, Mar 02, 2021
Assists: 1, 6 times

Brethow, I.

Hits: 3, at San Diego State, 03-04-22
Doubles: 1, at San Diego State, 03-04-22
Home runs: 2 [1-3rd], at San Diego State, 03-04-22
Total bases: 10, at San Diego State, 03-04-22
RBI: 3, at San Diego State, 03-04-22
Runs scored: 3, at San Diego State, 03-04-22
Walks: 1, 4 times
Hit by pitch: 1, at Santa Clara, Apr 11, 2022; vs UNLV, Mar 29, 2022
Struck out: 3, at San Diego State, 03-06-22
Sac flies: 1, at San Diego State, 03-06-22
At bats: 4, at San Diego State, 03-04-22; Dixie State, Feb 20, 2022
Field chances: 1, at Stanford, Apr 09, 2022

Brueser, M.

Hits: 1, at Arizona, Apr 24, 2022; UNLV, Apr 26, 2022
Total bases: 1, at Arizona, Apr 24, 2022; UNLV, Apr 26, 2022
RBI: 1, at Arizona, Apr 24, 2022; BYU, Feb 26, 2022
Walks: 1, 4 times
Struck out: 1, at Washington, Apr 11, 2021; Stanford, Apr 18, 2021; UNLV, Apr 26, 2022
At bats: 2, UNLV, Apr 26, 2022
Field chances: 1, at Arizona, Apr 24, 2022; UNLV, Apr 26, 2022
Putouts: 1, at Arizona, Apr 24, 2022; UNLV, Apr 26, 2022

Cacchione, D.

Innings pitched: 2.2, San Diego, Feb 20, 2019
Walks allowed: 3, California, Apr 02, 2022; UCLA, May 27, 2021
Strikeouts: 3, at Oregon, 3/22/19
Batters faced: 12, San Diego, Feb 20, 2019
Field chances: 1, 4 times
Putouts: 1, Cal Baptist, Mar 20, 2019; Oregon State, May 15, 2021

Campos, Ryan

Hits: 3, 4 times
Doubles: 1, 6 times
Home runs: 1, California, Apr 03, 2022; CSUN, Apr 19, 2022
Total bases: 4, 5 times
RBI: 4, California, Apr 03, 2022
Runs scored: 3, at Santa Clara, Apr 11, 2022; San Francisco, Mar 13, 2022
Walks: 2, 4 times
Hit by pitch: 1, at Arizona, Apr 22, 2022; Washington, Mar 26, 2022; at UCLA, May 01, 2022
Struck out: 3, BYU, Feb 25, 2022
At bats: 5, 11 times
Stolen bases: 1, at Stanford, Apr 09, 2022; at Santa Clara, Apr 11, 2022; Missouri, Mar 13, 2022
Caught stealing: 1, Southern California, Apr 16, 2022; Utah, May 08, 2022
Field chances: 15, Utah, May 08, 2022
Putouts: 15, Utah, May 08, 2022
Assists: 3, Dixie State, Feb 19, 2022
Runners CS: 2 [1-5th], Dixie State, Feb 19, 2022

Canez, Luis

Champagne, A

Hits: 3, Oklahoma State, Mar 02, 2022
Doubles: 1, at Oregon State, Mar 19, 2022
Total bases: 3, Oklahoma State, Mar 02, 2022
RBI: 2, California, Apr 03, 2022; Oklahoma State, Mar 02, 2022
Runs scored: 2, at Santa Clara, Apr 11, 2022; Washington, Mar 25, 2022
Walks: 2, at Santa Clara, Apr 11, 2022; Washington, Mar 25, 2022
Hit by pitch: 1, at San Diego State, 03-04-22; Oklahoma State, Mar 01, 2022; Oklahoma State, Mar 02, 2022
Struck out: 2, California, Apr 02, 2022; at UC Irvine, Mar 08, 2022; at Oregon State, Mar 20, 2022
Sac flies: 1, at UC Irvine, Mar 08, 2022
Sac bunts: 1, San Francisco, Mar 13, 2022
At bats: 5, at Santa Clara, Apr 11, 2022
Stolen bases: 1, Washington, Mar 25, 2022
Caught stealing: 1, at San Diego State, 03-04-22
Field chances: 11, at San Diego State, 03-05-22
Putouts: 5, Washington, Mar 27, 2022
Assists: 7, at San Diego State, 03-05-22; at Oregon State, Mar 19, 2022

Davis, Conor

Hits: 3, 7 times
Doubles: 1, 11 times
Home runs: 1, 6 times
Total bases: 7, at Arizona, Apr 22, 2022; Oklahoma State, Mar 01, 2022
RBI: 4, at San Diego State, 03-04-22; San Francisco, Mar 13, 2022
Runs scored: 3, California, Apr 03, 2022; Dixie State, Feb 20, 2022; Washington, Mar 25, 2022
Walks: 4 [1-2nd], BYU, Feb 25, 2022
Hit by pitch: 1, 5 times
Struck out: 3, at Stanford, Apr 09, 2022; at UCLA, Apr 29, 2022
Sac flies: 1, at Santa Clara, Apr 11, 2022; at Arizona, Apr 23, 2022
At bats: 6, at San Diego State, 03-04-22
Stolen bases: 1, Arizona, Apr 05, 2022; at Arizona, Apr 22, 2022
Field chances: 19 [1-2nd], at Arizona, Apr 23, 2022
Putouts: 18 [1-3rd], at Arizona, Apr 23, 2022
Assists: 2, Arizona, Apr 05, 2022; at Stanford, Apr 10, 2022

Glenn, Jared

Innings pitched: 7.1, at Oregon, 3/19/21
Walks allowed: 3, California, Apr 02, 2022; Stanford, Apr 18, 2021; at BYU, Apr 27, 2021
Strikeouts: 6, UCLA, May 29, 2021
Batters faced: 24, at Oregon, 3/19/21
Field chances: 5, at Washington, Apr 09, 2021
Putouts: 1, 5 times
Assists: 4, at Washington, Apr 09, 2021
Runners CS: 1, Stanford, Apr 18, 2021

Haas, Hunter

Hits: 3, Stanford, Apr 18, 2021
Doubles: 1, 18 times
Home runs: 1, Hawaii, Feb 27, 2021; Oregon State, May 15, 2021
Total bases: 5, Hawaii, Feb 27, 2021
RBI: 4, Nevada, Mar 02, 2021
Runs scored: 3, Washington State, Mar 26, 2021
Walks: 3, BYU, Feb 25, 2022
Hit by pitch: 1, 10 times
Struck out: 2, 5 times
Sac bunts: 1, at Washington, Apr 09, 2021; Dixie State, Feb 18, 2022
At bats: 6, at Washington, Apr 09, 2021
Stolen bases: 1, 12 times
Caught stealing: 1, Stanford, Apr 17, 2021; at UC Irvine, Mar 09, 2022
Field chances: 9, UNLV, Apr 26, 2022
Putouts: 3, at Utah, Apr 23, 2021; Utah, Mar 07, 2021
Assists: 8 [1-3rd], at Washington, Apr 10, 2021

Hansell, J.

Innings pitched: 1.0, BYU, Feb 26, 2022
Walks allowed: 3, California, Apr 02, 2022
Strikeouts: 1, BYU, Feb 26, 2022
Batters faced: 8, BYU, Feb 26, 2022
Field chances: 1, Dixie State, Feb 20, 2022
Putouts: 1, Dixie State, Feb 20, 2022

Higgins, K.

Hits: 3, UNLV, Mar 16, 2021
Doubles: 1, UNLV, Mar 16, 2021; Oregon State, May 15, 2021; at USC, May 22, 2021
Triples: 1, Oregon State, May 15, 2021
Home runs: 1, Nevada, Mar 02, 2021
Total bases: 5, Oregon State, May 15, 2021
RBI: 2, Nevada, Mar 02, 2021
Runs scored: 2, Oregon State, May 15, 2021
Walks: 1, Stanford, Apr 18, 2021
Hit by pitch: 1, UNLV, Mar 16, 2021; Washington State, Mar 26, 2021
Struck out: 2, at Oregon, 3/20/21; at Utah, Apr 25, 2021
Sac bunts: 1, at Washington, Apr 11, 2021; Oregon State, May 16, 2021; UCLA, May 28, 2021
At bats: 4, 5 times
Stolen bases: 1, Stanford, Apr 17, 2021
Caught stealing: 1, Stanford, Apr 16, 2021; Stanford, Apr 17, 2021
Field chances: 4, Stanford, Apr 17, 2021; Oregon State, May 15, 2021; at USC, May 23, 2021
Putouts: 4, Stanford, Apr 17, 2021; Oregon State, May 15, 2021; at USC, May 23, 2021

Vander Kooil

Runs scored: 1, Stanford, May 23, 2019
Innings pitched: 9.0 [1-1st], at Utah, Apr 19, 2019
Walks allowed: 5, at Oregon, 3/23/19; Oregon State, Apr 13, 2019
Strikeouts: 11, Stanford, May 25, 2019
Batters faced: 38 [1-4th], at Utah, Apr 19, 2019
Field chances: 5, Boston College, Feb 21, 2020
Putouts: 3, Boston College, Feb 21, 2020
Assists: 3, vs Southern Miss, Jun 02, 2019
Runners CS: 1, 5 times

La Flam, L.

Runs scored: 1, Xavier, Mar 10, 2019
Innings pitched: 3.0, at Utah, Apr 20, 2019
Walks allowed: 5, Long Beach State, Apr 02, 2019
Strikeouts: 3, UC Davis, Feb 23, 2019
Batters faced: 17, at Utah, Apr 20, 2019
Field chances: 1, Long Beach State, Apr 02, 2019; Seattle U, Apr 16, 2019; at Washington, Apr 26, 2019
Putouts: 1, Long Beach State, Apr 02, 2019; Seattle U, Apr 16, 2019; at Washington, Apr 26, 2019

Lampe, Joe

Hits: 4, Dixie State, Feb 19, 2022
Doubles: 2, CSUN, Apr 19, 2022; Grand Canyon, Apr 20, 2021; Washington, Mar 25, 2022
Triples: 1, 7 times
Home runs: 1, 13 times
Total bases: 8, Dixie State, Feb 19, 2022
RBI: 3, 4 times
Runs scored: 5 [1-4th], San Francisco, Mar 13, 2022
Walks: 3, San Francisco, Mar 13, 2022
Hit by pitch: 1, 10 times
Struck out: 3, at UC Irvine, Mar 08, 2022
Sac flies: 1, 5 times
Sac bunts: 1, 4 times
At bats: 6, 7 times
Stolen bases: 2, vs UNLV, Mar 29, 2022
Caught stealing: 1, 7 times
Field chances: 9, at USC, May 21, 2021
Putouts: 9, at USC, May 21, 2021
Assists: 2, at Washington, Apr 11, 2021

Levine, W

Innings pitched: 5.0, Stanford, Apr 17, 2021
 Walks allowed: 4, vs Fairfield, Jun 04, 2021
 Strikeouts: 4, California, Apr 02, 2022
 Batters faced: 23, Stanford, Apr 17, 2021
 Field chances: 2, Arizona, Apr 05, 2022; at UC Irvine, Mar 09, 2022
 Putouts: 1, 12 times
 Assists: 1, 7 times
 Runners CS: 1, at UC Irvine, Mar 09, 2022

Long, Ethan

Hits: 4, at Utah, Apr 24, 2021
 Doubles: 1, 21 times
 Triples: 1, San Francisco, Mar 11, 2022
 Home runs: 2 [1-3rd], 5 times
 Total bases: 11 [1-7th], at Utah, Apr 24, 2021
 RBI: 6, Rhode Island, May 02, 2021
 Runs scored: 3, 5 times
 Walks: 2, 5 times
 Hit by pitch: 1, 10 times
 Struck out: 3, 5 times
 Sac flies: 1, 8 times
 At bats: 5, 13 times
 Stolen bases: 1, 5 times
 Innings pitched: 1.2, Utah, Mar 05, 2021
 Walks allowed: 2, at Arizona, Apr 24, 2022; Utah, May 08, 2022
 Strikeouts: 2, Cal State Fullerton, Mar 13, 2021
 Batters faced: 6, Utah, Mar 05, 2021; Utah, May 08, 2022
 Field chances: 13, at Oregon, 3/19/21
 Putouts: 12, at Oregon, 3/19/21
 Assists: 3, BYU, Feb 26, 2022; Washington, Mar 25, 2022

Lucas, A.

Hits: 1, San Francisco, Mar 13, 2022
 Total bases: 1, San Francisco, Mar 13, 2022
 Runs scored: 1, San Francisco, Mar 13, 2022; at Oregon State, Mar 20, 2022; Washington, Mar 27, 2022
 Walks: 1, Oklahoma State, Mar 02, 2022
 Hit by pitch: 1, San Francisco, Mar 13, 2022
 Struck out: 1, at Stanford, Apr 09, 2022; Dixie State, Feb 20, 2022; Oklahoma State, Mar 02, 2022
 At bats: 3, Oklahoma State, Mar 02, 2022
 Innings pitched: 2.0, BYU, Feb 26, 2022
 Walks allowed: 4, at UCLA, Apr 29, 2022
 Strikeouts: 2, UNLV, Apr 26, 2022
 Batters faced: 8, BYU, Feb 26, 2022
 Field chances: 3, Oklahoma State, Mar 02, 2022
 Putouts: 3, Oklahoma State, Mar 02, 2022

Luckham, K

Runs scored: 1, at Arizona, Apr 24, 2022
 Innings pitched: 8.0, San Francisco, Mar 12, 2022
 Walks allowed: 5, at UCLA, Apr 30, 2022
 Strikeouts: 9, San Francisco, Mar 12, 2022
 Batters faced: 32, Utah, May 07, 2022
 Field chances: 3, at Oregon State, Mar 19, 2022
 Putouts: 2, at Oregon State, Mar 19, 2022
 Assists: 2, Dixie State, Feb 19, 2022
 Runners CS: 1, Dixie State, Feb 19, 2022; San Francisco, Mar 12, 2022

Magee, Cam

Hits: 3, at Santa Clara, Apr 11, 2022; Utah, May 06, 2022
 Doubles: 1, at Stanford, Apr 10, 2022; Utah, May 06, 2022
 Triples: 1, California, Apr 03, 2022
 Home runs: 1, Arizona, Apr 05, 2022
 Total bases: 5, Arizona, Apr 05, 2022
 RBI: 3, California, Apr 03, 2022
 Runs scored: 2, Southern California, Apr 14, 2022; Utah, May 06, 2022
 Walks: 1, 8 times
 Hit by pitch: 1, San Francisco, Mar 13, 2022
 Struck out: 2, at San Diego State, 03-06-22; San Francisco, Mar 12, 2022
 Sac flies: 1, BYU, Feb 26, 2022
 Sac bunts: 1, San Francisco, Mar 12, 2022
 At bats: 6, at Santa Clara, Apr 11, 2022
 Stolen bases: 1, Utah, May 07, 2022
 Field chances: 6, Oklahoma State, Mar 02, 2022; San Francisco, Mar 13, 2022
 Putouts: 4, San Francisco, Mar 12, 2022
 Assists: 4, at Santa Clara, Apr 11, 2022; Oklahoma State, Mar 02, 2022

Marshall, D.

Runs scored: 1, New Mexico State, Feb 25, 2020
 Walks: 1, Villanova, Feb 15, 2020
 Struck out: 1, 4 times
 At bats: 2, Villanova, Feb 14, 2020
 Innings pitched: 1.0, UNLV, Apr 26, 2022
 Walks allowed: 2, UNLV, Apr 26, 2022
 Strikeouts: 2, UNLV, Apr 26, 2022
 Batters faced: 5, UNLV, Apr 26, 2022; at UCLA, Apr 29, 2022
 Field chances: 3, Villanova, Feb 14, 2020
 Putouts: 3, Villanova, Feb 14, 2020

McLain, S

Hits: 4, at Utah, Apr 24, 2021; at UC Irvine, Mar 08, 2022
 Doubles: 2, at UCLA, May 01, 2022
 Triples: 1, 4 times
 Home runs: 1, 10 times
 Total bases: 7, at Utah, Apr 24, 2021
 RBI: 4, at Utah, Apr 24, 2021; Rhode Island, May 02, 2021
 Runs scored: 3, at San Diego State, 03-04-22; Southern California, Apr 14, 2022
 Walks: 2, 4 times
 Hit by pitch: 2 [1-3rd], at Stanford, Apr 09, 2022; at UCLA, Apr 29, 2022; Oregon State, May 16, 2021
 Struck out: 3, 5 times
 Sac flies: 1, 7 times
 Sac bunts: 1, at Arizona, Apr 22, 2022
 At bats: 6, at Washington, Apr 09, 2021; Stanford, Apr 17, 2021; vs UNLV, Mar 29, 2022
 Stolen bases: 2, Washington State, Mar 26, 2021
 Caught stealing: 1, 5 times
 Field chances: 13, Stanford, Apr 17, 2021
 Putouts: 6, Arizona, Apr 01, 2021
 Assists: 8 [1-3rd], Stanford, Apr 17, 2021

Meyer, Tyler

Innings pitched: 7.0, at Oregon State, Mar 20, 2022; Washington, Mar 26, 2022
 Walks allowed: 5, at UC Irvine, Mar 08, 2022
 Strikeouts: 9, at Oregon State, Mar 20, 2022
 Batters faced: 28, at Oregon State, Mar 20, 2022
 Field chances: 2, Dixie State, Feb 19, 2022; Nevada, Feb 22, 2022
 Putouts: 1, at Oregon State, Mar 20, 2022
 Assists: 2, Dixie State, Feb 19, 2022; Nevada, Feb 22, 2022
 Runners CS: 1, Nevada, Feb 22, 2022; Washington, Mar 26, 2022

Murphy, Kai

Hits: 3, 8 times
 Doubles: 2, Dixie State, Feb 19, 2022
 Triples: 1, at San Diego State, 03-06-22; Nevada, Mar 02, 2021
 Home runs: 1, 8 times
 Total bases: 7, California, Apr 02, 2022
 RBI: 4, California, Apr 02, 2022
 Runs scored: 3, California, Apr 03, 2022
 Walks: 2, at Oregon, 3/19/21
 Hit by pitch: 1, 6 times
 Struck out: 3, 5 times
 Sac flies: 1, 4 times
 Sac bunts: 1, 7 times
 At bats: 6, at Washington, Apr 09, 2021; Stanford, Apr 17, 2021
 Stolen bases: 1, San Francisco, Mar 11, 2022
 Caught stealing: 1, Dixie State, Feb 18, 2022; Dixie State, Feb 20, 2022
 Innings pitched: 7.0, at California, May 09, 2021
 Walks allowed: 1, Rhode Island, May 02, 2021; at California, May 09, 2021; at USC, May 23, 2021
 Strikeouts: 4, at USC, May 23, 2021
 Batters faced: 23, at California, May 09, 2021
 Field chances: 6, at Oregon, 3/19/21; Sacramento State, Feb 21, 2021; Utah, May 08, 2022
 Putouts: 6, Sacramento State, Feb 21, 2021; Utah, May 08, 2022
 Assists: 1, 5 times

Osman, G.

Innings pitched: 3.1, Hawai'i, Feb 26, 2021
 Walks allowed: 4, Oklahoma State, Mar 02, 2022
 Strikeouts: 3, 8 times
 Batters faced: 18, UNLV, Apr 26, 2022
 Field chances: 1, 8 times
 Putouts: 1, at Utah, Apr 25, 2021
 Assists: 1, 5 times
 Runners CS: 2, [1-5th], at Grand Canyon, May 10, 2022

Peery, Brock

Innings pitched: 6.2, Washington State, Mar 26, 2021
 Walks allowed: 2, 4 times
 Strikeouts: 5, at BYU, Apr 27, 2021; Washington State, Mar 26, 2021
 Batters faced: 25, Washington State, Mar 26, 2021
 Field chances: 2, Arizona, Apr 01, 2021
 Putouts: 1, 6 times
 Assists: 1, 6 times
 Runners CS: 1, Nevada, Mar 02, 2021

Pivaroff, B.

Hits: 1, 8 times
 Doubles: 1, BYU, Feb 24, 2022
 Total bases: 2, BYU, Feb 24, 2022
 RBI: 1, 4 times
 Runs scored: 2, Stanford, Apr 16, 2021
 Walks: 1, 4 times
 Hit by pitch: 1, vs Fairfield, Jun 04, 2021
 Struck out: 2, BYU, Feb 24, 2022
 At bats: 4, BYU, Feb 24, 2022
 Caught stealing: 1, at UC Irvine, Mar 08, 2022
 Innings pitched: 2.2, at Stanford, Apr 10, 2022
 Walks allowed: 3, Southern California, Apr 14, 2022
 Strikeouts: 3, California, Apr 02, 2022; Southern California, Apr 14, 2022; at UCLA, Apr 30, 2022
 Batters faced: 13, at Stanford, Apr 10, 2022
 Field chances: 12, Cal State Fullerton, Mar 14, 2021
 Putouts: 11, Cal State Fullerton, Mar 14, 2021
 Assists: 1, 9 times
 Runners CS: 1, California, Apr 02, 2022; at UCLA, Apr 30, 2022

Rogers, Will

Hits: 3, at San Diego State, 03-04-22; Dixie State, Feb 20, 2022
 Doubles: 2, at San Diego State, 03-05-22
 Triples: 1, at Santa Clara, Apr 11, 2022
 Home runs: 2 [1-3rd], Dixie State, Feb 20, 2022
 Total bases: 10, Dixie State, Feb 20, 2022
 RBI: 6, Dixie State, Feb 20, 2022
 Runs scored: 4, Dixie State, Feb 20, 2022
 Walks: 1, 6 times
 Struck out: 3, at Oregon State, Mar 20, 2022
 At bats: 5, 7 times
 Stolen bases: 1, at UCLA, Apr 30, 2022; Dixie State, Feb 20, 2022; at UC Irvine, Mar 08, 2022
 Innings pitched: 1.0, at UCLA, Apr 29, 2022
 Strikeouts: 2, at UCLA, Apr 29, 2022
 Batters faced: 3, at UCLA, Apr 29, 2022
 Field chances: 6, Southern California, Apr 14, 2022; Washington, Mar 27, 2022
 Putouts: 6, Washington, Mar 27, 2022
 Assists: 1, Southern California, Apr 14, 2022; at UC Irvine, Mar 09, 2022

Rucker, Trey**Tobias, J.**

Hits: 4, Washington, Mar 25, 2022; Utah, May 08, 2022
 Doubles: 2, Utah, May 08, 2022
 Triples: 1, Missouri, Mar 13, 2022
 Home runs: 2 [1-3rd], Utah, May 08, 2022
 Total bases: 12 [1-4th], Utah, May 08, 2022
 RBI: 5, Washington, Mar 25, 2022; Utah, May 06, 2022; Utah, May 08, 2022
 Runs scored: 3, Utah, May 08, 2022
 Walks: 2, San Francisco, Mar 11, 2022
 Hit by pitch: 1, at Arizona, Apr 24, 2022; Nevada, Feb 22, 2022; at UC Irvine, Mar 09, 2022
 Struck out: 3, California, Apr 01, 2022; Oklahoma State, Mar 01, 2022
 Sac flies: 1, at UC Irvine, Mar 09, 2022; Washington, Mar 26, 2022; Utah, May 06, 2022
 At bats: 5, 8 times
 Stolen bases: 1, Missouri, Mar 13, 2022
 Field chances: 9, at Grand Canyon, May 10, 2022
 Putouts: 7, UNLV, Apr 26, 2022; at UCLA, Apr 30, 2022; Utah, May 08, 2022
 Assists: 2, Utah, May 07, 2022; at Grand Canyon, May 10, 2022

Tulloch, A.

Innings pitched: 7.0, at San Diego State, 03-04-22; San Francisco, Mar 11, 2022
 Walks allowed: 5, at Oregon State, Mar 18, 2022
 Strikeouts: 13 [1-4th], San Francisco, Mar 11, 2022
 Batters faced: 28, at San Diego State, 03-04-22; at Arizona, Apr 22, 2022
 Field chances: 2, California, Apr 03, 2022
 Putouts: 1, Southern California, Apr 16, 2022
 Assists: 2, California, Apr 03, 2022
 Runners CS: 1, California, Apr 03, 2022; BYU, Feb 25, 2022; Grand Canyon, Mar 22, 2022

Walker, J.

Innings pitched: 6.1, at UC Irvine, Mar 09, 2022
 Walks allowed: 3, at Oregon State, Mar 18, 2022
 Strikeouts: 3, Dixie State, Feb 20, 2022; at UC Irvine, Mar 09, 2022
 Batters faced: 25, at UC Irvine, Mar 09, 2022
 Field chances: 1, 9 times
 Assists: 1, 9 times
 Runners CS: 1, at San Diego State, 03-06-22