

2022 Sun Devil Baseball

GAME NOTES - OREGON STATE

ARIZONA STATE

8-10 (0-0 Pac-12)
@ASU_Baseball
@TheSunDevils

OREGON STATE

March 18-20

5:35 p.m./1:35 p.m./12:05 p.m.

Goss Stadium

Corvallis, Ore.

Watch: OSU Live Stream

Radio: KAZG 1440 AM (Friday)

KDUS 1060 AM (Saturday and Sunday)

#3 OREGON STATE

12-3 (2-1 Pac-12)
@BeaverBaseball
@BeaverAthletics

Five-Time NCAA Champions (1965, 1967, 1969, 1977, 1981) | 22 College World Series Appearances | 21 Conference Championships | 129 All-Americans | 14 National Players of the Year | 12 College Baseball Hall of Famers



ASU_BASEBALL



SUN DEVIL BASEBALL



ASU_BASEBALL

MEDIA RELATIONS CONTACT

Jeremy Hawkes

jdhawkes@asu.edu | C: 520-403-0121 | O: 480-965-9544

#10THINGS (Twitter-Friendly Notes)

1. The Sun Devil defense has turned 17 double plays so far this season, a total good for third in the nation.
2. Sun Devil pitchers inherited 205 runners in the last year and just 58 to score (28.3 percent). That tally sits at 69/21 (30.4%) this season.
3. The Sun Devils are 20th in the nation with 40 doubles this season and have at least one double in 16 of 18 games.
4. Adam Tulloch has not allowed a hit to a left-handed batter this season (0-for-27) while opponents are 2-for-25 (.080) with two outs.
5. Joe Lampe already has 13 extra-base hits this season, well on his way to surpassing his grand total of 20 last year.
6. Kyle Luckham has two straight 7.0+ inning efforts, something he had never done consecutively in his career prior.
7. Adam Tulloch became ASU's first Pac-12 Pitcher of the Week since the 2016 season with his selection this week.
8. After posting a 21.60 ERA, 0-1 record in first 4 appearances in first 2 weeks, Brock Peery has a 1.35 ERA, 2 saves in 7 appearances since.
9. Despite missing two games, Sean McLain has recorded a Pac-12 leading 58 defensive assists - four more than any player.
10. No Pac-12 catcher has thrown out more attempted basestealers than Nate Baez's 5 - notable as he wasn't a catcher at this point last year.

#BYTHENUMBERS

Adam Tulloch has not allowed a hit to a left-handed hitter in the first month of the season, holding them to 0-for-27. Opponents are batting just 2-of-25 against the southpaw (.080) with two outs on the board. If anything, Tulloch's only weakness has been against leadoff men - allowing them to reach at a .370 clip. However, Tulloch has held opponents to 5-of-32 hitting (.156) with runners on the basepath to help limit the damage of those leadoff runners. Tulloch is 18th in the nation with 36 strikeouts this year in just 25.0 innings of work.

Joe Lampe already has 13 extra base hits this year (six homers, six doubles and a triple). For perspective, he had just 20 for the entire season last year. He has already doubled his home run tally from last year and currently sits second in the league with six long balls this year. He leads the Sun Devils with 20 runs scored - tied for the third in the Pac-12. He leads ASU with a .361 average after this last week and that comes despite going 0-for-10 in two midweek tilts against UC Irvine last week. He was 6-of-9 against USF with two homers, a triple, a double, five walks and eight runs.

ASU has gotten seven quality starts out of its pitchers in 18 games this season. For perspective, ASU had just nine TOTAL quality starts last season and didn't get its seventh until May 8. With anomalous Sunday finales aside against BYU and San Francisco, the Sun Devils have been exceptional as a whole in the 16 other starts this season. In those 16 games, the starters have a 3.32 starter ERA over 84.0 innings - getting over five innings on average and striking out 89. Adam Tulloch has three consecutive quality starts while Kyle Luckham have added two.

Deuces have wild for the Sun Devils this season with ASU excelling in two categories on the year: doubles by the offense and double plays turned by the defense. ASU has turned 17 double plays on the year - good for 3rd among all Division 1 programs. Additionally, ASU has 40 doubles on offense so far this year - good for 20th in Division 1 baseball. ASU has doubled as least once in all but two games this season and has multiple doubles in 11 of 18 games. Will Rogers' eight doubles are 24th nationally (2nd in Pac-12).

2022 @ASU BASEBALL Schedule

Date	Opponent	Time/Score
18-Feb	Dixie State	W, 3-1
19-Feb	Dixie State	L, 6-7 (10)
20-Feb	Dixie State	W, 17-8
22-Feb	Nevada #	W, 3-1
24-Feb	BYU	L, 2-4
25-Feb	BYU #	L, 5-6
26-Feb	BYU	L, 3-19
1-March	Oklahoma State#	L, 5-7
2-March	Oklahoma State	L, 6-11
4-March	@ San Diego State	W, 13-5
5-March	@ San Diego State	W, 6-4
6-March	@ San Diego State	L, 3-4
8-March	@ UC Irvine	L, 3-4
9-March	@ UC Irvine	L, 2-3 (12)
11-March	San Francisco^	W, 8-5
12-March	San Francisco^	W, 4-2
13-March	San Francisco^	W, 17-10
13-March	Missouri^	L, 4-6
18-March	@ Oregon State*	5:35 p.m.
19-March	@ Oregon State*	1:35 p.m.
20-March	@ Oregon State*	12:05 p.m.
22-March	Grand Canyon	6:00 p.m.
25-March	Washington*#	6:00 p.m.
26-March	Washington*#	2:00 p.m.
27-March	Washington*#	12:00 p.m.
29-March	@ UNLV	5:05 p.m.
1-April	Cal*	6:30 p.m.
2-April	Cal*	6:00 p.m.
3-April	Cal*	12:30 p.m.
5-April	Arizona	6:00 p.m.
8-April	@ Stanford*	6:05 p.m.
9-April	@ Stanford*	2:05 p.m.
10-April	@ Stanford	1:05 p.m.
11-April	@ Santa Clara	6:00 p.m.
14-April	USC*	6:30 p.m.
15-April	USC*	6:00 p.m.
16-April	USC*	12:30 p.m.
19-April	CSUN	6:00 p.m.
22-April	@ Arizona*#	6:00 p.m.
23-April	@ Arizona*#	5:00 p.m.
24-April	@ Arizona*#	12:00 p.m.
26-April	UNLV	6:00 p.m.
29-April	@ UCLA*	6:00 p.m.
30-April	@ UCLA*	2:00 p.m.
1-May	@ UCLA*	1:00 p.m.
6-May	Utah*	6:30 p.m.
7-May	Utah*	6:00 p.m.
8-May	Utah*	12:30 p.m.
10-May	@ Grand Canyon	6:00 p.m.
13-May	Oregon*#	7:00 p.m.
14-May	Oregon*#	6:00 p.m.
15-May	Oregon*#	12:00 p.m.
19-May	@ Washington State*#	6:00 p.m.
20-May	@ Washington State*#	4:00 p.m.
21-May	@ Washington State*#	12:00 p.m.
25-29-May	Pac-12 Tournament	TBD

All times Arizona time

* - Indicates a Pac-12 Conference game
- Indicates a Pac-12 Network Game
^ - Indicates a Pac-12 Live Stream Game

PROJECTED STARTERS

ASU	ERA	W-L	IP	SO	BB	Opp. Avg
LHP Adam Tulloch	2.88	2-0	25.0	36	9	.140
RHP Kyle Luckham	2.88	2-0	25.0	24	4	.227
RHP Tyler Meyer	5.12	1-0	19.1	20	12	.264

OSU	ERA	W-L	IP	SO	BB	Opp. Avg
LHP Cooper Hjerpe	2.49	4-0	21.2	32	7	.213
RHP Jacob Kmantz	3.63	3-0	17.1	17	4	.254
TBD						

Five-Time NCAA Champions (1965, 1967, 1969, 1977, 1981) | 22 College World Series Appearances | 21 Conference Championships

41 NCAA Postseason Appearances | 129 All-Americans | 14 National Players of the Year

459 Major League Baseball Draft Picks | 112 Major Leaguers | 12 College Baseball Hall of Fame Members

TWITTER: @ASU_BASEBALL

INSTAGRAM: @ASU_BASEBALL

FACEBOOK: SUNDEVILBASEBALL

2022 Sun Devil Baseball

QUICK FACTS/MEDIA INFORMATION

GENERAL INFORMATION

Location	Tempe, Ariz.
Founded	1885
Enrollment	128,788
Nickname	Sun Devils
School Colors	Maroon and Gold
Home Field	Phoenix Municipal Stadium
Capacity	5,300
Muni Dimensions	Lines: 333 (LF) 334 (RF) Alleys: 385 CF: 395
Surface	Grass
Affiliation	NCAA Div. I
Conference	Pac-12
President	Dr. Michael Crow
VP of Athletics	Ray Anderson
Athletic Dept. Phone	(480) 965-3482
Ticket Office Phone	(480) 727-0000
Athletics Department Address	Carson Student-Athlete Center
.....	500 East Veteran's Way
.....	P.O. Box 872505
.....	Tempe, AZ 85287-2505

PROGRAM HISTORY

First Year of Baseball	1907 (7-2)
Start of NCAA Baseball	1959 (28-18-1)
All-Time Record	2951-1500-8 (.664)*
Modern Era Record (Since Joining NCAA)	2618-1156-4*
National Championships	5 ('65, '67, '69, '77, '81)
Years in CWS/Last	22 (2010)*
All-Time CWS Record	61-38 (.616)*
NCAA Appearances/Last	41 (2021)*
NCAA Tournament Record	171-82 (.676)*
Best Record All-time	64-6 (.914) - 1972
Last All-Americans	2021 (1)
.....	Ethan Long (Consensus)

* - ASU vacated 44 wins, the Pac-10 title and the College World Series appearance from 2007. Records do not reflect the vacations.

COACHING STAFF

Head Coach	Willie Bloomquist (1st Year)
Alma Mater	Arizona State (1999)
Record at ASU/Career Record (Years)	8-10 (1st Season)
Assistant Coach	Mike Goff (1st Year)
Assistant Coach/Pitching/Recruiting	Sam Peraza (1st Year)
Assistant Coach/Hitting	Travis Buck (1st Year)
Student Assistant Coach	Brady Corrigan (1st Year)
Dir. of Operations	Daniel Stolper (5th year)
Strength & Conditioning	Tim Gifford (1st year)
Athletic Trainer	Jesse Lowman (8th year)
Dir. of Community Relations	Armando Flores (15th year)

SPORTS INFORMATION

Baseball Contact	Jeremy Hawkes
Office	480-965-9544
Cell	520-403-0121
E-Mail	jdhawkes@asu.edu
Director of Sports Information	Doug Tammara
Email	tammara@asu.edu

2021 RECAP

Overall Record	33-22
Conference record	16-14
Home record	22-11
Away record	10-10
Neutral site record	1-2
Postseason	NCAA Regional
Final national finish	T-33rd
Conference finish	T-5th
Players Drafted	5

MEDIA INFORMATION

Credentials

All credential requests should be sent via email to Jeremy Hawkes (jdhawkes@asu.edu).

Interview Policy

Sun Devil Baseball's weekly media availability with vary week-to-week based on the season's schedule. Media Relations Director Jeremy Hawkes will reach out each week to confirm availability dates. Media planning to attend must contact Jeremy Hawkes (520-403-0121/ jdhawkes@asu.edu) ahead of time and inform him of their plans or to be added to the distribution list.

Throughout the season's schedule, ASU will host postgame interviews in the Omaha Room after each game. Media members should request players at the beginning of the ninth inning. Please contact Jeremy Hawkes or a member of the media relations staff in the press box to coordinate those interviews. Media members who wish to schedule an interview outside of practice must contact Jeremy Hawkes.

Photography/Videography

Accommodations for B-Roll purposes at practice can be made through Jeremy Hawkes (jdhawkes@asu.edu). During games, credentials must be worn in plain view throughout the game and all photographers must adhere to painted lines and instructions given by security personnel and/or Arizona State staff members at all times. At no point during game action should a member of the media be on the field of play. Contact Jeremy Hawkes for any details regarding shooting game action.

Media Highlights Policy

Highlights Include Pac-12 Networks/ESPN/FOX network broadcasts (including affiliates such as ABC and ESPNU and CBS sublicensed telecasts), all home hosted non-televised competitions including those that are live streamed and any other sport events in which the Pac-12 controls the exhibition rights. No third-party organization may post competition footage of any Pac-12 game, non-conference home game or other contest for which the Pac-12 controls the media rights on its website without a license to the content from the Pac-12 Networks or its licensing partner (Wazee Digital), with the exception of news window privileges described below. Alternatively, third parties are permitted to post video on their websites through the use of the Pac-12 Digital embeddable video player (embed code available at <http://video.pac-12.com>). Certified broadcast news outlets may use a maximum of 3 minutes of Pac-12 event footage on their regularly scheduled newscasts during the 48-hour news window following the conclusion of included events. If the highlights from a Pac-12 Networks production do not contain the Pac-12 Networks bug, the news outlet must insert "Courtesy of Pac-12 Networks" over the footage. Excerpts of those newscasts containing these highlights may also be posted to news providers' websites, but must be removed 48 hours after the conclusion of any included event, unless a license for that footage is obtained from Pac-12 Conference or its licensing Partner (Wazee Digital). Highlights may not be posted to YouTube, Facebook, or other social media properties.

2022 Media Coverage

The vast majority the Sun Devils games this season will be available to fans via the Pac-12 Network or the Pac-12 Live Stream online.

The Sun Devil Sports Radio Network is scheduled to broadcast 32-35 Sun Devil Baseball games this season between NBC Sports Radio AM 1060 and other affiliated radio stations. Fans can listen to the broadcasts on the radio or via the TuneIn app on thesundevils.com. Links to the streaming audio can be found on the online baseball schedule.

Tim Healey is set to serve his 24th season as the "Voice of the Sun Devils" on baseball broadcasts and will be joined for the fifth-straight season by color analyst Max Rossiter, who was an all-conference catcher for the Devils from 2012-13.

2022 Sun Devil Baseball

GAME NOTES/ROSTERS

CORVALLIS -- Sun Devil Baseball returns on the road this weekend to open Pac-12 action for the first time this season, scheduled to take on a Top-5 Oregon State program in a three-game set in Corvallis, Ore., beginning Friday, March. 18. The opener of the series is scheduled for a 5:35 p.m. AZT first pitch with Saturday getting underway at 1:35 p.m. and the finale set for 12:05 p.m.

Follow the Action

- All ASU games this weekend will be available through the Oregon State live stream at
- Additionally, the series will be broadcast over the airwaves on 1440 AM on Friday and KDUS 1060 AM on Saturday and Sunday with the Voice of the Sun Devils Tim Healey alongside analyst Max Rossiter.
- Fans are encouraged to follow along pre-game and in-game content and updates throughout the weekend on the Sun Devil Baseball Twitter account: @ASU_Baseball, especially for key weather updates and time changes. Rain is expected through the weekend in Oregon so stay tuned.

On the Beavers

- ASU leads the all-time series against the Beavers, 53-40, including an exciting series victory in Phoenix last year highlighted by Ethan Long's walk-off three-run homer in the opener.
- This will mark ASU's first return to Corvallis since 2018 with the 2020 season canceled due to the COVID-19 pandemic. The 2018 series also featured a fifth-ranked Oregon State program but the Sun Devils gave the Beavers all they could handle, splitting the first two games before dropping the rubber match, 6-5.
- The Beavers have won the last three series at Goss Stadium, and six of seven dating back to the 2009 season.
- Jacob Melton singled in the ninth inning Wednesday to extend his hit streak to 17 games dating back to the 2021 season. Melton is 32-for-73 (.438) with five doubles, two triples, eight home runs and 34 RBI during the streak.
- Cooper Hjerpe, Friday's probable starter, leads the Pac-12 with four victories. He is tied for second nationally. Hjerpe has thrown 55 innings in Pac-12 play during his career, and 55.2 out of it. His ERA in Pac-12 play is 3.44 compared to 4.69 in non-con. He has a 1.05 WHIP versus Pac-12 foes.
- OSU is tied with Notre Dame for the fewest errors per game this season at 0.3. The Beavers are also tied with Notre Dame for runs scored per game at 9.5. The teams are tied for 12th, just 0.2 shy of No. 10 Georgia Tech and Rutgers.

Adam's Family

- Junior Adam Tulloch has been exceptional through the first month of the season and enters the weekend as the reigning Pac-12 Pitcher of the Week after his 7.0 inning, 13 strikeout, 3 ER, no walk victory over San Francisco last Friday.
- The victory was Tulloch's third-straight quality start for the Sun Devils. It was the first time a Sun Devil pitch had 13 strikeouts in a game since Jake Borup in 2010 and he was the first Sun Devil to be named a Pac-12 Pitcher of the Week since Ryan Hingst following his no-hitter in 2016. The 13 strikeouts were the most by any Pac-12 pitcher in a game this season.
- In four STARTS this year, Tulloch has a 2.16 ERA with a 2-0 record over 25.0 innings pitched. He has struck out 36 batters to just seven walks while holding opponents to a meager .141 batting average.
- Left-handed batters are 0-for-27 against Tulloch this season while he has been lockdown with two outs, holding opponents to 2-for-25 hitting (.080).
- Oddly, Tulloch's lone glaring weakness has been against lead off men, who are reaching at a .370 clip (10-of-27). But he has made up for it by holding opponents to .156 batting (5-of-32) with runners on the base path.
- Tulloch is currently 18th in the nation and third in the Pac-12 with 36 strikeouts this season while sitting 33rd in the country and third in the league with a 4.32 hits per nine innings allowed this year. He has given up just 12 hits on the year, tied for first among Pac-12 starting pitcher's with UCLA's Jake Brooks.
- His overall ERA is 2.88, which is tied with teammate Kyle Luckham for third in the Pac-12 this season and the duo also sits tied for third with 25.0 innings pitched on the year as well. Opponents are reaching base at a paltry .140 clip overall on the season, also tied for third-lowest in the Pac-12 – second among Pac-12 starting pitchers.
- Tulloch has given ASU 6.2, 7.0, and 7.0 innings of work in his last three starts, notable as he never eclipsed 5.2 innings in any game at West Virginia last year.
- At West Virginia last year, the 17th Round pick of the Dodgers struck out 52 in 37.1 innings pitched, including a 10-strikeout effort against Coastal Carolina.

Big Sean

- Sean McLain became a staple in the Sun Devil infield and batting order last season en route to being named a freshman All-American, Pac-12 All-Conference selection and ABCA All-West Region pick. McLain enters the season as the No. 33 overall collegiate prospect in the 2022 class, according to Baseball America.
- McLain's bat came alive during ASU's five-game road stretch as he went .455 with three RBI, a triple and two doubles to go with a .538 OBP.
- McLain, despite missing two games, has drawn 12 walks - second on the team - and has been hit by team-high four pitches as his OBP sits at .487 above his .355 overall average. The OBP is good for sixth in the Pac-12, the 12 walks are 10th and the four HBP are seventh.
- McLain leads the team with a .350 average with runners in scoring position (7-of-20) and also ASU's best hitter with two outs at .409 (9-of-22).
- McLain has reached in all 16 games he has played this season and is tied for second on the team with six multi-hit games.
- McLain has been a part of 11 of ASU's Pac-12 leading 17 double plays this season and leads the Pac-12 with 58 defensive assists despite missing two games on the year.

NUMERICAL QUICK ROSTER

No.	Name	Cl.	Pos.	B/T
2	McLain, Sean	RS So.	INF	R/R
3	Cacchione, Dom	RS Jr.	RHP	R/R
4	La Flam, Luke	RS Jr.	RHP	R/R
5	Lampe, Joe	RS So.	OF	L/R
6	Murphy, Kai	RS So.	OF/LHP	L/L
7	Davis, Conor	RS Sr.	INF	R/R
8	Magee, Cam	Fr.	INF	L/R
9	Pivaroff, Blake	So.	INF/RHP	L/R
10	Bodlovich, Christian	RS So.	RHP	R/R
11	Higgins, Kade	So.	OF	L/R
12	Baez, Nate	RS So.	C/UTL	R/R
13	Meyer, Tyler	RS So.	RHP	R/R
15	Glenn, Jared	So.	RHP	L/R
17	Campos, Ryan	Fr.	C/UTL	L/R
18	Tobias, Jacob	Fr.	INF	L/R
19	Vander Kooi, Boyd	RS Sr.	RHP	R/R
21	Rogers, Will	Fr.	C/OF	R/R
23	Brueser, Michael	So.	OF	R/R
25	Levine, Will	RS Jr.	RHP	R/R
26	Osman, Graham	RS So.	LHP	L/L
27	Haas, Hunter	So.	INF	R/R
28	Brethowr, Ivan	Fr.	OF/INF	R/R
31	Hansell, Josh	So.	RHP	R/R
32	Rucker, Trey	Fr.	OF	R/R
33	Peery, Brock	So.	RHP	R/R
35	Long, Ethan	So.	INF	R/R
36	Tulloch, Adam	RS Jr.	LHP	L/L
37	Champagne, Alex	Fr.	INF	L/R
39	Cañez, Luis	Jr.	RHP	R/R
40	Webster, Chase	RS Jr.	RHP	R/R
41	Balholm, Bronson	RS Sr.	C	S/R
43	Marshall, Danny	RS So.	LHP	L/L
44	Luckham, Kyle	RS Jr.	RHP	R/R
45	Lucas, Andrew	RS Jr.	RHP	R/R
46	Walker, Jacob	RS Sr.	RHP	R/R

ALPHABETICAL QUICK ROSTER

No.	Name	Cl.	Pos.	B/T
12	Baez, Nate	RS So.	C/UTL	R/R
41	Balholm, Bronson	RS Sr.	C	S/R
10	Bodlovich, Christian	RS So.	RHP	R/R
28	Brethowr, Ivan	Fr.	OF/INF	R/R
23	Brueser, Michael	So.	OF	R/R
3	Cacchione, Dom	RS Jr.	RHP	R/R
17	Campos, Ryan	Fr.	C/UTL	L/R
39	Cañez, Luis	Jr.	RHP	R/R
37	Champagne, Alex	Fr.	INF	L/R
7	Davis, Conor	RS Sr.	INF	R/R
15	Glenn, Jared	So.	RHP	L/R
27	Haas, Hunter	So.	INF	R/R
31	Hansell, Josh	So.	RHP	R/R
11	Higgins, Kade	So.	OF	L/R
4	La Flam, Luke	RS Jr.	RHP	R/R
5	Lampe, Joe	RS So.	OF	L/R
25	Levine, Will	RS Jr.	RHP	R/R
35	Long, Ethan	So.	INF	R/R
45	Lucas, Andrew	RS Jr.	RHP	R/R
44	Luckham, Kyle	RS Jr.	RHP	R/R
8	Magee, Cam	Fr.	INF	L/R
43	Marshall, Danny	RS So.	LHP	L/L
2	McLain, Sean	RS So.	INF	R/R
13	Meyer, Tyler	RS So.	RHP	R/R
6	Murphy, Kai	RS So.	OF/LHP	L/L
26	Osman, Graham	RS So.	LHP	L/L
33	Peery, Brock	So.	RHP	R/R
9	Pivaroff, Blake	So.	INF/RHP	L/R
21	Rogers, Will	Fr.	C/OF	R/R
32	Rucker, Trey	Fr.	OF	R/R
18	Tobias, Jacob	Fr.	INF	L/R
36	Tulloch, Adam	RS Jr.	LHP	L/L
19	Vander Kooi, Boyd	RS Sr.	RHP	R/R
46	Walker, Jacob	RS Sr.	RHP	R/R
40	Webster, Chase	RS Jr.	RHP	R/R

2022 Sun Devil Baseball

GAME NOTES

- McLain recorded a 23-game hitting streak as a freshman last season - tied for the third-longest at ASU since 1998 with Andre Ethier's 2003 23-game hitting streak
- McLain was a Collegiate Baseball News freshman All-American, an ABCA All-West Region first team selection at second base and an honorable All-Pac-12 pick.
- He was second on the team with a .322 average on the year, just outside ASU's all-time freshman top-10 in the category. McLain led the team in multi-hit games last year with 23. His 10 multi-RBI games were second on the team. McLain had 17 doubles in the regular season, good for sixth in the Pac-12 and finished with 18 on the year - tied for third in ASU freshman history.
- He turned 48 double plays last season, two more than any other player in the league even including those with runs to the College World Series and 13 more than any other second baseman.

I Love Lamp

- Joe Lampe has been a spark plug for the Sun Devils since he stepped foot on campus last year and that has continued this season.
- Lampe has had the hottest bat in the lineup
- Lampe now leads the team with a .361 average, slugging .722 with six homers, six doubles and a triple and a .446 OBP. He leads the team with 20 runs scored and four stolen bases as well.
- His six homers are second in the Pac-12 behind Oregon State Jacob Melton and 34th nationally while his .722 slugging percentage sits fifth in the league. His 20 runs are tied for third in the Pac-12 while he is tied for sixth in the league with six doubles.
- His efforts are especially notable as he has 13 extra-base hits in the first month of the year after have 20 for the entirety of the 2021 campaign and he has already doubles his home run output from last year (13 doubles, four triples, three homers)
- He is also errorless in centerfield on 39 chances, recording two assists to go with 37 put outs.
- Joe Lampe bat .667 with two homers, a triple and a double to go with five RBIs and scoring eight runs in the three-game sweep of San Francisco. He slugged 1.667 while also drawing five walks and an HBP as he reached base at an absurd .800 clip in the three games against USF. He reached base all six times and his five runs scored in the finale of the series were the most by any player in the Pac-12 this year and the most by a Sun Devil since Hunter Bishop in 2019.
- The redshirt sophomore showed off his toughness against #4 Oklahoma State, dislocating his shoulder in the first inning while attempting to steal a base. He popped it back in in the clubhouse, returned to the game and later recorded a single, stolen base and run scored.
- Last season, Lampe was one of three Sun Devils selected to the Pac-12 All-Defensive Team last after not posting an error in center field in conference games all year. He finished the season with just one error and a .993 fielding percentage and was also named a ABCA/Rawlings Gold Glove Finalist as an outfielder. In the opener against USC, Lampe recorded nine putouts - the most by an ASU center fielder since at least 1998. Hunter Bishop had eight in 2019 and no other player had more than seven.

We Want EZ

- Ethan Long is tabbed as the No. 37 overall collegiate prospect in the 2022 MLB Draft class by Baseball America.
- The big bat was a little slow getting going this year, but Long has settled into a nice pace and now leads the team with an active eight-game hitting streak as his average sits at .317 with 12 RBIs. He has drawn 10 walks and worn two pitches to bump his OBP to .419.
- Long finally got his first homer of the season in the opener against San Francisco, a grand slam in the seventh inning that blew open the game in the eventual 8-5 victory.
- In an area the Sun Devils have struggled with at times this season, Long is second on the team with a .310 average with runners in scoring position (9-of-29).
- Long made the transition to third base this season and so far has been largely efficient there with just one error on 30 chances (.967).
- Long became the 129th Sun Devil to be named an All-American last season, becoming a consensus selection after being named to teams by Collegiate Baseball News, NCBWA, and Baseball America
- Also earned two freshman All-America nods (CBN/NCBWA) and was a First Team All-Pac-12 pick as well as an ACBA All-West Region second team selection and Pac-12 All-Conference first team pick
- Long Finished the 2021 regular season 22nd nationally and second in the Pac-12 with 16 home runs while finishing 13th nationally and leading the league

with a .725 slugging percentage on .340 hitting. He was sixth in the league with 53 RBI. His .340 average remained the same through the postseason, giving him the ninth-highest freshman average in Sun Devil history

- Finished with a team-best 54 RBI, tied with Barry Bonds for fourth in ASU freshman history while his 16 homers on the year surpassed Bonds for second in ASU freshman history behind only Spencer Torkelson (25) and good for Top-Five in the league.
- Behind Long's bat, ASU won five straight weekend series in the last half of the year. He began getting hot with his go-ahead two-RBI eighth inning double off potential Stanford All-American closer Zach Grech on April 16. In the 19-game stretch that started that night and lasted until his hitless weekend against USC in the penultimate series, Long bat .444 with 40 RBI, 15 home runs, eight doubles, a 1.181 slugging percentage, a .500 OBP and an absurd 1.681 OPS. Of his 32 hits in that span, 23 were for extra bases.
- Long was the only player in the Pac-12 to earn multiple Pac-12 Player of the Week nods this season, let alone three. He was the first Pac-12 player to win the honor three times in a season since Hunter Bishop in 2019. Andrew Vaughn of Cal was the last non-Sun Devil to accomplish the feat thrice in one season in 2018 when he was eventually named the Pac-12 Player of the Year.

The Long Con-or

- Sun Devil super senior Conor Davis might be among the oldest players in college baseball, but there is not denying his impact on the Sun Devil program early on.
- After his senior season at Auburn was cut short due to the COVID-19 pandemic, Davis came to ASU as a graduate transfer expecting to fill some of the void left at first base with the departure of 2020 MLB No. 1 overall pick Spencer Torkelson. In ASU's very last fall scrimmage prior to the 2021 campaign, Davis blew out his knee and was forced to sit out the season with ACL surgery.
- Davis' appearance in the lineup on Opening Night was special regardless of the outcome but the "grandpa" - as his teammates call him - made it a night to remember as he launched a 1-2 offering to left field in his very first plate appearance in nearly two seasons - a solo shot that set the pace for ASU in a 3-1 victory.
- Davis is batting .319 on the season to go with a .427 OBP and a .507 slugging percentage
- His four homers are tied for sixth in the Pac-12 while he has also drawn a team-best 13 walks this year - also good for sixth in the league. This including a four walk game against BYU that was tied for fifth in ASU single game history - which is good for fourth in the Pac-12 and has struck out just six times in 54 at-bats.
- While ASU as a whole has struggled advancing runners, Davis has exceeded and done so a team-best 24 times on 41 chances (.585).

Nate the Great

- Nate Baez earned All-Pac-12 Honorable Mention accolades as a catcher, despite only playing behind the dish for only the last month and a half of the season.
- Baez has shown plenty of poise as the team's Opening Day starter behind the dish, recording eight assists, throwing out five runners - a tally that leads the Pac-12 and includes throwing out San Francisco's Darius Foster, who came into the game 9-for-9 on stolen base attempts this season and was 33-for-37.
- Baez already has two grand slams this season - his only two homers of the year - marking him the first Sun Devil to have two in a season since Ike Davis in 2006.
- Baez is batting .290 on the year and tied for second on the team with 13 RBIs and tied for third with five doubles.
- Nine of his 13 RBIs have come with two outs - a tally that also leads the team.
- Baez bat a team-best .362 over the final 14 games of the 2021 season with team highs in homers (8) and RBI (20) in that stretch while slugging a gaudy .915. All eight of his home runs came in those 14 games
- Finished the year with a .276 average with 26 starts and 41 games played
- All these numbers are notable as he didn't become a fixture in the starting lineup until the Cal series as he has fully taken on his role as the team's backstop, showing off his utility after coming to ASU as an infielder and spending much of his early career there prior to this current stretch.

Welcome to the Jam

- The Sun Devils have made a recent habit of having its relief pitchers inherit baserunners and getting out of games with minimal damage done. Last season, ASU inherited 205 baserunners for the year and allowed just 58 to score (28.3

percent). That total was the second-lowest of any season since 1998 (28.1 percent in 2010).

- ASU's staff has inherited 69 baserunners this season and only 21 have scored (30.4 percent).
- Christian Bodlovich has inherited 35 runners in his career at ASU, with only seven scoring (20.0 percent), including a 2-for-13 count this season.
- Will Levine has been impressive in the category through his career as well with only 6-of-25 scoring and none on six chances this year.

Playing the Field

- The Sun Devils feature a moderately new look infield this year with only Sean McLain starting the season at the position he started last year - second base - and even he has seen more games at the shortstop position after Hunter Haas made the shift from third to shortstop to start the year but has missed several weeks to injury. ASU has "new" faces on the corner infield positions with Ethan Long and Conor Davis while catcher Nate Baez only played the position the final month of the year last season.
- Despite this, the Sun Devils are fielding .977 to start the year - good for third in the Pac-12 and Top-50 nationally
- ASU has turned 17 double plays on the year - a tally good for third in Division I.
- ASU has had one or fewer errors in 13 of 18 games this year.
- Sean McLain has more defensive assists than any player in the Pac-12 (58) despite missing two games. He has turned 11 double plays as well - sixth in the league.
- Nate Baez leads the Pac-12 in throwing out five baserunners attempting to steal this year.
- It's the same tale for ASU as last year, the Sun Devils were likely one of the few teams in the country that did not returning a single position player to their 2020 positions in 2021. ASU's only veteran starter was Drew Swift - who shifted over to shortstop this season after spending the majority of his career at second base.. All other positions on the diamond were replaced by newcomers.
- Despite that, ASU had one or fewer errors in 40 games last year during the regular season, going 29-11 in those.
- In 2021, ASU fielded at a very respectable .976 fielding percentage in the regular season - good for 47th nationally. ASU was first in the nation with 60 double plays turned last season, which is especially impressive since the team had just six in the first 14 games of the season.
- Sean McLain (48), Drew Swift (32) and Hunter Haas (12) all led their respective positions in the Pac-12 in double plays turned in the regular season. McLain and Swift were first and third in the league in the category, regardless of position - incredibly notable as first basemen tend to lead the way in the area.

A Little Luck-ham On Our Side

- While Adam Tulloch has excelled as the Friday night ace for the Devils, Kyle Luckham has been quietly exceptional as he has locked down the Saturday starting role and given ASU a solid 1-2 weekend punch after losing four weekend arms to the MLB Draft this last off-season and waiting from Boyd Vander Kooi to return fully from Tommy John surgery.
- Luckham has ASU's two longest outings of the season in his last two starts, going a career-high 7.2 innings on the road against San Diego State before besting that with an 8.0 inning effort against San Francisco a week later.
- It's notable as Luckham had never gone 7.0+ innings in his career in back-to-back starts, including his time at Cal State Fullerton.
- Luckham has induced a team-best six double play balls.
- Luckham is tied with Tulloch for a team-low 2.88 ERA and 25.0 innings pitched - third-most in the Pac-12.
- He has struck out 24 batters (10th in the league) to just four walks - the sixth-lowest tally in the Pac-12. The 6.0:1 strikeout to walk ratio is seventh in the league.

Tyler The Negator

- Transfer pitcher Tyler Meyer has been among the most pleasant surprises of the early 2022 campaign, showing off some midweek prowess that ASU has found lacking in recent years.
- In his three **midweek** starts - against 2021 NCAA competitor Nevada, then fourth-ranked Oklahoma State and Preseason Top-25 UC Irvine - Meyer has a 2.45 ERA in 14.2 innings pitched with 16 strikeouts.
- He earned the win against Nevada and followed it up with only ASU's second quality start of the season against the Cowboys.
- It has been an especially notable effort as Meyer didn't pitch last season after his previous school, Stanislaus State, cancelled its season.

Mr. Rogers' Neighborhood

- Will Rogers came to ASU as a highly touted catching prospect and was drafted

by the Brewers this offseason. In the offseason, Rogers did plenty to show his bat needed to be in the lineup, leading to him becoming ASU's day to day starter in left field.

- The freshman bat got off to a slow start but he has rallied in recent weeks and is now sitting at a .275 average on the season.
- Rogers is second on the team with 12 extra base hits with his eight doubles sitting Top-25 nationally and tied for second in the Pac-12 while adding four homers - tied for sixth in the league - to give him the team's second-best slugging percentage at .565.
- Lost in his big bat has been the fact the career catcher has locked down the role as the team's left fielder - a position he had never played until the preseason Sun Devil practices - and has responded with a perfect fielding percentage with 22 putouts and an assist.

Boom Goes the Dynamite

- The Sun Devils are current second in the Pac-12 with 21 home runs this season. Joe Lampe leads the way with six, second in the Pac-12, while Conor Davis and Will Rogers are tied for sixth in the league with four.
- The team has added 40 doubles on the year as well, good for 20th in the nation and first in the Pac-12. Will Rogers paces the team with eight - good for second in the league and 24th nationally.
- ASU has at least one double in all but two games so far this season and multiple doubles in 11 of 18 games.
- The team is slugging at a .464 clip that is good for fourth in the Pac-12.
- The Sun Devils already have four grand slams this year, the most it has had in a season since 2004 (also four). ASU has some work to do for the next milestone as the 2003 Sun Devils had 14 grand slams.
- Nate Baez is the first Sun Devil to have two grand slams in a season since Ike Davis in 2006.
- ASU hit two grand slams (Will Rogers and Nate Baez) in consecutive innings (6th and 7th) in its 17-8 series clinching win against Dixie State on opening weekend. That was notable as prior to that, the Sun Devils had recorded just one single grand slam at Phoenix Municipal Stadium since moving there in 2015.
- It was the first time ASU had two grand slams in a single game since 2003 when the Sun Devils did so against San Diego State on Jan. 26 (also in consecutive innings in the 3rd and 4th).

The Good News...And the Bad News...

- ASU has gotten exceptional efforts from its starting pitching with the starters combining posting a 4.24 ERA - though this mark is skewed by two anomalous Sunday series finales against BYU and USF. Take those out and the starting pitchers have a 3.32 ERA in the other 16 starts this year, striking out 89 in 84.0 innings while holding opponents to .212 hitting.
- Unfortunately, while ASU's starters have consistently kept the team in games, the back end of the pen has struggled to bring things home. ASU has been leading tied or leading after 5 innings in 13 games this season has lost eight of those games.
- Minus the erratic BYU finale, ASU has lost its nine other games by a grand total of 16 total runs (1.7 runs per game). Three of its last four losses have been by a single run and the fourth game was by two.
- Offensively, ASU has gotten its leadoff runner on 46.9 percent of the time this season. However, the Devils have bat just .241 on the year with runners in scoring position and only .245 with runners on the basepath in general squandering many of those leadoff runners.
- This is further emphasized in ASU ranking 29th in the nation with 177 hits this year but sitting 132nd in the country in scoring (6.1).
- ASU has stranded 152 of its baserunners this year (8.4 per game).
- ASU has been almost all or nothing with the bases loaded this year, going just 7-of-27 - with four of those seven hits being grand slams. Otherwise, ASU is 3-for-23 (.130) with the bases loaded.

Like a Brock

- Brock Peery had as forgettable a first two weeks of action as any pitcher could have, making four appearances with a 21.60 ERA and an 0-4 record as nothing seemed to go his way.
- While many coaches might have shelved him after such a shaky start, Willie Bloomquist and Sam Peraza did not.
- The Sun Devil coaching staff has not hesitated to go back to Peery since that tough start and in the last 11 games, Peery has played in seven games and posted a team-low 1.35 ERA in those appearances over 6.2 innings - throwing strikes, attacking hitters and earning two saves in the process.
- Peery has made 11 appearances in ASU's 18 games - a total good for third among all NCAA pitchers and first in the Pac-12.

2022 Sun Devil Baseball

HOME RUNS/DOUBLE PLAYS/PITCHING/TROPHY CASE

HOME RUN TRACKER

Player (Season. No.)	Gm #	Date	Opponent	On Base	Inning	Outs	Count	Score	Final
Conor Davis (1)	1	Feb. 18	Dixie State	0	2	0	1-2	0-0	3-1
Joe Lampe (1)	2	Feb. 19	Dixie State	0	3	1	1-2	2-0	6-7 (10)
Conor Davis (2)	3	Feb. 20	Dixie State	0	2	0	1-0	0-2	17-8
Will Rogers (1)	3	Feb. 21	Dixie State	0	5	2	1-1	5-8	17-8
Joe Lampe (2)	3	Feb. 21	Dixie State	1	6	2	1-0	6-8	17-8
Will Rogers (2)	3	Feb. 21	Dixie State	3	6	2	1-1	8-8	17-8
Nate Baez (1)	3	Feb. 21	Dixie State	3	7	2	2-2	13-8	17-8
Conor Davis (3)	8	March 1	#4 Oklahoma State	0	1	2	2-2	0-0	5-7
Will Rogers (3)	10	March 4	@SDSU	0	2	1	0-1	0-0	13-5
Ivan Brethowr (1)	10	March 4	@SDSU	0	2	2	2-0	1-0	13-5
Ivan Brethowr (2)	10	March 4	@SDSU	0	8	0	0-0	4-1	13-5
Conor Davis (4)	10	March 4	@SDSU	2	9	2	0-1	10-1	13-5
Jacob Tobias	11	March 5	@SDSU	0	4	0	0-1	2-0	6-4
Joe Lampe (3)	11	March 5	@SDSU	0	5	0	3-1	3-0	6-4
Joe Lampe (4)	12	March 6	@SDSU	0	5	0	2-1	2-3	3-4
Joe Lampe (5)	15	March 11	San Francisco	0	3	2	1-0	0-2	8-5
Ethan Long (1)	15	March 11	San Francisco	3	7	1	3-2	4-3	8-5
Will Rogers (4)	16	March 12	San Francisco	0	4	0	0-0	0-2	4-2
Joe Lampe (6)	17	March 13	San Francisco	0	1	0	0-0	0-3	17-10
Nate Baez (2)	17	March 13	San Francisco	3	8	2	1-2	13-10	17-10
Sean McLain (1)	18	March 13	Missouri	0	8	2	0-0	3-6	4-6

GAME-WINNING RBI/Run (RBI/Run [When not an RBI] Responsible for the Go-Ahead Run and a Lead Not Relinquished)

Player	Gm #	Date	Opponent	Season #	Inning	Outs	Count	Result	Final
Conor Davis	1	Feb. 18	Dixie State	1	2	0	1-2	SOLO HR 7	3-1
Will Rogers	3	Feb. 20	Dixie State	1	6	2	1-1	GRAND SLAM 7	17-8
Nate Baez	4	Feb. 22	Nevada	1	2	1	0-1	2B LL RBI	3-1
Will Rogers	10	March 4	@SDSU	2	2	1	0-1	SOLO HR 7	13-5
Conor Davis	11	March 5	@SDSU	2	1	1	0-0	FC6 RBI	6-4
Ethan Long	15	March 11	San Francisco	1	6	0	1-0	3B RC RBI	8-5
Sean McLain	16	March 12	San Francisco	1	7	1	0-1	1B 7 RBI	4-2
Sean McLain	17	March 13	San Francisco	2	7	1	0-0	FC 3 RBI	17-10

DOUBLE PLAYS (17)

Gm #	Date	Opponent	Pitcher (SZN #)	Scoring	Players	Inning	Outs	Score	Final
2-Feb. 19		Dixie State	Osman (1)	KS 26 DP	Campos-Haas	5	1	3-4	6-7
3-Feb. 20		Dixie State	Levine (1)	463 GDP	McLain-Haas-Davis	6	0	6-8	17-8
4-Feb. 22		Nevada	Webster (1)	643 GDP	Haas-McLain-Davis	9	0	3-1	3-1
5-Feb. 24		BYU	Luckham (1)	643 GDP	Haas-McLain-Davis	2	1	0-0	2-4
5-Feb. 24		BYU	Luckham (2)	19-6 DP	Murphy-Haas	4	1	0-0	2-4
7-Feb. 26		BYU	Lucas (1)	463 GDP	Champagne-McLain-Davis	6	1	1-9	3-19
7-Feb. 26		BYU	Cacchione (1)	543 GDP	Long-Champagne-Davis	8	0	1-15	3-19
8-March 1		#4 OK State	Meyer (1)	543 GDP	Long-Champagne-Davis	3	0	1-0	5-7
9-March 2		#4 OK State	Glenn (1)	643 GDP	Magee-Champagne-Pivaroff	6	1	6-7	6-11
10-March 4		@SDSU	Cacchione (2)	543 GDP	Pivaroff-Champagne-Davis	9	1	13-5	13-5
11-March 5		@SDSU	Luckham (3)	643 GDP	McLain-Champagne-Davis	5	1	5-3	6-4
11-March 5		@SDSU	Luckham (4)	63 GDP	McLain-Davis	6	1	5-3	6-4
14-March 9		@UC Irvine	Walker (1)	643 GDP	McLain-Champagne-Davis	1	0	0-0	2-3
16-March 12		USF	Luckham (5)	6U-3 GDP	McLain-Davis	3	1	0-1	4-2
17-March 13		USF	Levine (2)	643 GDP	McLain-Magee-Davis	4	1	2-6	17-10
17-March 13		USF	Levine (3)	463 GDP	Magee-McLain-Davis	5	0	2-6	17-10
18-March 13		MIZZ	Peery (1)	643 GDP	McLain-Champagne-Davis	9	1	4-6	4-6

2022 TROPHY CASE

ADAM TULLOCH –

Pac-12 Pitcher of the Week (March 14)

2021 TROPHY CASE/2022 Preseason Recognition

ETHAN LONG –

Collegiate Baseball News Preseason All-American (1st Team)

D1Baseball Preseason All-American (2nd Team)

Perfect Game Preseason All-American (3rd Team)

Golden Spikes Award Preseason Watch List

Collegiate Baseball News All-American (Second Team/DH)

Baseball America All-American (Second Team/1B)

NCBWA All-American (Third Team/DH)

Collegiate Baseball News Freshman All-American

NCBWA Freshman All-American (Second Team/DH)

ACBA All-West Region (Second Team/DH)

Pac-12 All-Conference (First Team/DH)

SEAN MCLAIN –

Golden Spikes Award Preseason Watch List

Baseball America Preseason All-American (3rd Team)

Collegiate Baseball News Freshman All-American

Pac-12 All-Conference (Honorable Mention/INF)

ABCA All-West Region (First Team/2B)

HUNTER HAAS –

Collegiate Baseball News Freshman All-American

Pac-12 All-Defensive Team (3B)

ABCA All-West Region (Second Team/3B)

ABCA/Rawlings Gold Glove Finalist (3B)

JOE LAMPE –

Pac-12 All-Defensive Team (OF)

ABCA/Rawlings Gold Glove Finalist (OF)

NATE BAEZ –

Pac-12 All-Conference (Honorable Mention/C)

DREW SWIFT – Shortstop

Pac-12 Defensive Player of the Year

SAVES

No.	Date	Opponent	Pitcher (Save #)	IP (H, R-ER, BB, K)
1	2/18	Dixie State	Will Levine (1)	1.2 (3, 1-1, 0, 1)
2	2/22	Nevada	Chase Webster (1)	3.0 (1, 0-0, 1, 4)
3	3/5	@SDSU	Brock Peery (1)	1.1 (1, 1-1, 0, 1)
4	3/12	San Francisco	Brock Peery (2)	1.0 (0, 0-0, 0, 1)
5	3/13	San Francisco	Christian Bodlovich (1)	1.2 (2, 0-0, 0, 4)

QUALITY STARTS

No.	Date	Opponent	Pitcher (QS #)	IP (H, R-ER, BB, K)
1	2/25	BYU	Adam Tulloch (1)	6.2 (2, 2-2, 4, 8)
2	3/1	#4 OK State	Tyler Meyer (1)	6.0 (4, 1-1, 2, 4)
3	3/4	@SDSU	Adam Tulloch (2)	7.0 (5, 1-1, 1, 8)
4	3/5	SDSU	Kyle Luckham (1)	7.2 (3, 3-3, 3, 7)
5	3/9	@UC Irvine	Jacob Walker (1)	6.1 (6, 2-2, 0, 3)
6	3/11	San Francisco	Adam Tulloch (3)	7.0 (5, 3-3, 0, 13)
7	3/12	San Francisco	Kyle Luckham (2)	8.0 (7, 2-2, 0, 9)

2022 Sun Devil Baseball

SERIES STATS AND INDIVIDUAL STREAKS

SERIES STATS

HITTING	W-L	AVG.	R	H	2B	3B	HR	RBI	BB	SO
DIXIE STATE	2-1	.315	26	23	10	0	7	23	13	27
BYU	0-3	.235	10	23	5	0	0	8	14	29
#4 OKLAHOMA STATE	0-2	.301	11	22	7	0	1	10	9	14
@SAN DIEGO STATE	2-1	.339	22	39	8	2	7	22	11	21
@UC IRVINE	0-2	.213	5	16	3	0	0	2	4	18
SAN FRANCISCO	3-0	.316	29	30	3	2	5	27	23	16
MIDWEEKS/MISSOURI	1-1	.217	7	13	4	1	1	6	10	12

PITCHING	W-L	ERA	H	R	ER	BB	SO	SV	SCORE
DIXIE STATE	2-1	3.86	25	16	12	12	25	1	26-16
BYU	0-3	9.00	33	29	27	16	28	0	10-29
#4 OKLAHOMA STATE	0-2	8.00	22	18	16	15	13	0	11-18
@SAN DIEGO STATE	2-1	3.81	21	13	11	12	25	1	22-13
@UC IRVINE	0-2	3.20	20	7	7	8	16	0	5-7
SAN FRANCISCO	3-0	5.33	31	17	16	3	35	2	29-17
MIDWEEKS	1-1	2.50	14	7	5	11	16	1	7-7

STREAKS AND SUPERLATIVES

Multiple Hit Games	2	3	4	5+	Total
Lampe, Joe	6	2	1	-	9
Long, Ethan	4	2	-	-	6
McLain, Sean	1	1	1	-	3
Davis, Connor	3	3	-	-	6
Rogers, Will	3	2	-	-	5
Basz, Nate	5	-	-	-	5
Murphy, Kai	3	1	-	-	4
Champagne, Alex	1	1	-	-	2
Brothowr, Ivan	-	1	-	-	1
Tobias, Jacob	1	-	-	-	1
Haas, Hunter	1	-	-	-	1
Campes, Ryan	1	-	-	-	1
TEAM	32	13	2	0	47

Multiple RBI Games	2	3	4	5+	Total
Davis, Connor	2	-	2	-	4
Lampe, Joe	2	1	-	-	3
McLain, Sean	1	1	-	-	2
Basz, Nate	-	-	1	1	2
Champagne, Alex	1	-	-	-	1
Brothowr, Ivan	-	1	-	-	1
Haas, Hunter	1	-	-	-	1
Rogers, Will	-	-	-	1	1
Long, Ethan	-	-	-	1	1
TEAM	7	3	3	3	16

Hitting Streaks	Longest	Current
Long, Ethan	8	3
Basz, Nate	7	-
Rogers, Will	6	4
Murphy, Kai	6	-
Davis, Connor	6	2
Champagne, Alex	5	1
Tobias, Jacob	5	1
McLain, Sean	5	3
Lampe, Joe	4	4
Haas, Hunter	2	-
Campes, Ryan	2	-
Lucas, Andrew	1	1

Reached Base Streaks	Longest	Current
McLain, Sean	16	15
Long, Ethan	11	11
Davis, Connor	10	2
Basz, Nate	8	7
Lampe, Joe	7	4
Murphy, Kai	6	-
Rogers, Will	6	4
Tobias, Jacob	5	1
Champagne, Alex	5	1
Haas, Hunter	4	4
Pivaroff, Blake	3	-
Brueeer, Michael	2	2

2022 Sun Devil Baseball

ROSTER

PITCHERS (17)

No.	Name	Yr	B/T	HT	WT	Hometown (High School)
10	Christian Bodlovich	RS So.	R/R	6'0"	205	San Pedro, Calif. (Mira Costa)
3	Dom Cacchione	RS Jr.	R/R	6'2"	175	Menlo Park, Calif. (Sacred Heart Prep)
39	Luis Cañez	Jr.	R/R	6'0"	200	Hermosillo, Mexi. (Phoenix College)
15	Jared Glenn	So.	L/R	6'4"	195	Ladera Ranch, Calif. (JSerra)
31	Josh Hansell	So.	R/R	6'6"	215	Chandler, Ariz. (Seton Catholic/Wichita St.)
4	Luke La Flam	RS Jr.	R/R	6'2"	200	Aurora, Colo. (Grandview)
25	Will Levine	RS Jr.	R/R	6'2"	210	Mission Viejo, Calif. (Mission Viejo)
45	Andrew Lucas	RS Jr.	R/R	5'11"	185	Camarillo, Calif. (Camarillo/CSUN/ So. Mtn)
44	Kyle Luckham	RS Jr.	R/R	6'2"	210	Fullerton, Calif. (El Dorado/Cal St. Fullerton)
43	Danny Marshall	RS So.	L/L	6'0"	160	Queen Creek, Ariz. (Queen Creek/Chndlr-Gil)
13	Tyler Meyer	RS So.	R/R	6'3"	205	Riverbank, Calif. (Big Valley Chris/Stanislaus)
26	Graham Osman	RS So.	L/L	6'3"	185	Morrison, Colo. (Colorado Academy)
33	Brock Peery	So.	R/R	6'0"	195	Peoria, Ariz. (Moutain Ridge)
36	Adam Tulloch	RS Jr.	L/L	6'2"	205	Weston, Flori. (Western/West Virginia)
19	Boyd Vander Kooi	RS Sr.	R/R	6'5"	225	Mesa, Ariz. (Skyline)
46	Jacob Walker	RS Sr.	R/R	6'7"	215	Phoenix, Ariz. (Pinnacle/Davidson)
40	Chase Webster	RS Jr.	R/R	6'4"	225	Gilbert, Ariz. (Mesquite/Chndlr-Gil/Tex. Tech)

CATCHERS (4)

12	Nathan Baez	RS So.	R/R	6'1"	200	Oro Valley, Ariz. (Ironwood Ridge)
41	Bronson Balholm	RS Sr.	S/R	5'10"	180	Los Angeles, Calif. (Notre Dame/Beloit Coll.)
17	Ryan Campos	Fr.	L/R	5'9"	180	Mesa, Ariz. (Red Mountain)
21	Will Rogers	Fr.	R/R	6'1"	210	Shoreview, Minnes. (Moundsview)

INFIELDERS (8)

37	Alex Champagne	Fr.	L/R	5'8"	165	Littleton, Colo. (Heritage)
7	Conor Davis	RS Sr.	R/R	6'3"	220	Roswell, Geor. (Blessed Catholic/Auburn)
27	Hunter Haas	So.	R/R	6'0"	175	Phoenix, Ariz. (Corona Del Sol)
35	Ethan Long	So.	R/R	6'2"	215	Gilbert, Ariz. (Mountain Pointe)
8	Cam Magee	Fr.	L/R	6'1"	185	Anaheim, Calif. (Cayon)
2	Sean McLain	RS So.	R/R	5'11"	180	Tustin, Calif. (Arnold D. Beckman)
9	Blake Pivaroff	So.	L/R	6'0"	200	Laguna Beach, Calif. (Laguna Beach)
18	Jacob Tobias	Fr.	L/R	6'1"	240	Bakersfield, Calif. (Liberty)

OUTFIELDERS (6)

28	Ivan Brethowr	Fr.	R/R	6'6"	240	Olathe, Kansas (St. Thomas Aquinas)
23	Michael Brueser	So.	R/R	6'1"	200	Chandler, Ariz. (Hamilton)
11	Kade Higgins	So.	L/R	6'3"	205	Las Vegas, Nev. (Spring Valley)
5	Joe Lampe	RS So.	L/R	6'0"	185	Petaluma, Calif. (Casa Grande/Santa Rosa)
6	Kai Murphy	RS So.	L/L	5'8"	175	Mesa, Ariz. (Red Mountain/Oregon State)
32	Trey Rucker	Fr.	R/R	6'0"	200	Boerne, Texas (IMG Academy)

- 30 Head Coach:** Willie Bloomquist
16 Assistant Coach/Third Base Coach: Mike Goff
20 Pitching Coach/Recruiting Coordinator: Sam Peraza
24 Hitting Coach: Travis Buck
38 Student Assistant Coach: Brady Corrigan
Director of Operations: Daniel Stolper
Sports Medicine/Rehabilitation: Jesse Lowman
Strength and Conditioning: Tim Gifford

2022 Sun Devil Baseball

ROSTERS

NUMERICAL

No.	Name	Yr	Pos.	B/T	HT	WT	Hometown (High School)
2	McLain, Sean	RS So.	INF	R/R	5'11"	180	Tustin, Calif. (Arnold D. Beckman)
3	Cacchione, Dom	RS Jr.	RHP	R/R	6'2"	175	Menlo Park, Calif. (Sacred Heart Prep)
4	La Flam, Luke	RS Jr.	RHP	R/R	6'2"	200	Aurora, Colo. (Grandview)
5	Lampe, Joe	RS So.	OF	L/R	6'0"	185	Petaluma, Calif. (Casa Grande/Santa Rosa)
6	Murphy, Kai	RS So.	OF/LHP	L/L	5'8"	175	Mesa, Ariz. (Red Mountain/Oregon State)
7	Davis, Conor	RS Sr.	INF	R/R	6'3"	220	Roswell, Ga. (Blessed Catholic/Auburn)
8	Magee, Cam	Fr.	INF	L/R	6'1"	185	Anaheim, Calif. (Canyon)
9	Pivaroff, Blake	So.	INF/RHP	L/R	6'0"	200	Laguna Beach, Calif. (Laguna Beach)
10	Bodlovich, Christian	RS So.	RHP	R/R	6'0"	205	San Pedro, Calif. (Mira Costa)
11	Higgins, Kade	So.	OF	L/R	6'3"	205	Las Vegas, Nev. (Spring Valley)
12	Baez, Nate	RS So.	C/UTL	R/R	6'1"	200	Oro Valley, Ariz. (Ironwood Ridge)
13	Meyer, Tyler	RS So.	RHP	R/R	6'3"	205	Riverbank, Calif. (Big Valley Christian/Stanislaus State)
15	Glenn, Jared	So.	RHP	L/R	6'4"	195	Ladera Ranch, Calif. (JSerra)
17	Campos, Ryan	Fr.	C/UTL	L/R	5'9"	180	Mesa, Ariz. (Red Mountain)
18	Tobias, Jacob	Fr.	INF	L/R	6'1"	240	Bakersfield, Calif. (Liberty)
19	Vander Kooi, Boyd	RS Sr.	RHP	R/R	6'5"	225	Mesa, Ariz. (Skyline)
21	Rogers, Will	Fr.	C/OF	R/R	6'1"	210	Shoreview, Minn. (Moundsview)
23	Brueser, Michael	So.	OF	R/R	6'1"	200	Chandler, Ariz. (Hamilton)
25	Levine, Will	RS Jr.	RHP	R/R	6'2"	210	Mission Viejo, Calif. (Mission Viejo)
26	Osman, Graham	RS So.	LHP	L/L	6'3"	185	Morrison, Colo. (Colorado Academy)
27	Haas, Hunter	So.	INF	R/R	6'0"	175	Phoenix, Ariz. (Corona Del Sol)
28	Brethowr, Ivan	Fr.	OF/INF	R/R	6'6"	240	Olathe, Kansas (St. Thomas Aquinas)
31	Hansell, Josh	So.	RHP	R/R	6'6"	215	Chandler, Ariz. (Seton Catholic/Wichita St.)
32	Rucker, Trey	Fr.	OF	R/R	6'0"	200	Boerne, Texas (IMG Academy)
33	Peery, Brock	So.	RHP	R/R	6'0"	195	Peoria, Ariz. (Mountain Ridge)
35	Long, Ethan	So.	INF	R/R	6'2"	215	Gilbert, Ariz. (Mountain Pointe)
36	Tulloch, Adam	RS Jr.	LHP	L/L	6'2"	205	Weston, Fla. (Western College of Central Fla./West Virginia)
37	Champagne, Alex	Fr.	INF	L/R	5'8"	165	Littleton, Colo. (Heritage)
39	Cañez, Luis	Jr.	RHP	R/R	6'0"	200	Hermosillo, Sonora, Mexico (Phoenix College)
40	Webster, Chase	RS Jr.	RHP	R/R	6'4"	225	Gilbert, Ariz. (Mesquite/Chandler-Gilbert/Texas Tech)
41	Balholm, Bronson	RS Sr.	C	S/R	5'10"	180	Los Angeles, Calif. (Notre Dame HS/Beloit)
43	Marshall, Danny	RS So.	LHP	L/L	6'0"	160	Queen Creek, Ariz. (Queen Creek/Chandler-Gilbert)
44	Luckham, Kyle	RS Jr.	RHP	R/R	6'2"	210	Fullerton, Calif. (El Dorado/Cal State Fullerton)
45	Lucas, Andrew	RS Jr.	RHP	R/R	5'11"	185	Camarillo, Calif. (Camarillo/CSUN/ South Mountain)
46	Walker, Jacob	RS Sr.	RHP	R/R	6'7"	215	Phoenix, Ariz. (Pinnacle/Davidson)

ALPHABETICAL

No.	Name	Pos.
12	Baez, Nate	C/UTL
41	Balholm, Bronson	C
10	Bodlovich, Christian	RHP
28	Brethowr, Ivan	OF/INF
23	Brueser, Michael	OF
3	Cacchione, Dom	RHP
17	Campos, Ryan	C/UTL
39	Cañez, Luis	RHP
37	Champagne, Alex	INF
7	Davis, Conor	INF
15	Glenn, Jared	RHP
27	Haas, Hunter	INF
31	Hansell, Josh	RHP
11	Higgins, Kade	OF
4	La Flam, Luke	RHP
5	Lampe, Joe	OF
25	Levine, Will	RHP
35	Long, Ethan	INF
45	Lucas, Andrew	RHP
44	Luckham, Kyle	RHP
8	Magee, Cam	INF
43	Marshall, Danny	LHP
2	McLain, Sean	INF
13	Meyer, Tyler	RHP
6	Murphy, Kai	OF/LHP
26	Osman, Graham	LHP
33	Peery, Brock	RHP
9	Pivaroff, Blake	INF/RHP
21	Rogers, Will	C/OF
32	Rucker, Trey	OF
18	Tobias, Jacob	INF
36	Tulloch, Adam	LHP
19	Vander Kooi, Boyd	RHP
46	Walker, Jacob	RHP
40	Webster, Chase	RHP

BY POSITION

Catchers	4
Pitchers	17
Infielders	8
Outfielders	6

BY CLASS

Seniors	4
Juniors	8
Sophomores	16
Freshmen	7

BATTING

Lefties	8
Righties	9
Switch	1

PITCHING

Righties	14
Lefties	3

PRO-NUN-SEE-AY-SHUNS

Nathan Baez – BYE-ezz
 Christian Bodlovich – BOD-low-vich
 Ivan Brethowr – EYE-ven BREATH-ow-er
 Michael Brueser – BREW-zer
 Dom Cacchione – cuh-SHONE
 Alex Champagne – Like the beverage
 Hunter Haas – HAWS
 Josh Hansell – HAN-sell
 Luke La Flam – luh FLAMM

Joe Lampe – LAMP-ee
 Will Levine – leh-VEEN
 Kyle Luckham – LUCK-um
 Tyler Meyer – MY-er
 Graham Osman – OZ-men
 Blake Pivaroff – pivv-uh-ROFF
 Jacob Tobias – toe-bye-us
 Adam Tulluch – tull-UCK
 Boyd Vander Kooi – van-der-coy

Five-Time NCAA Champions (1965, 1967, 1969, 1977, 1981) | 22 College World Series Appearances | 21 Conference Championships

41 NCAA Postseason Appearances | 129 All-Americans | 14 National Players of the Year

459 Major League Baseball Draft Picks | 112 Major Leaguers | 12 College Baseball Hall of Fame Members

TWITTER: @ASU_BASEBALL

INSTAGRAM: @ASU_BASEBALL

FACEBOOK: SUNDEVILBASEBALL

2022 Sun Devil Baseball

LAST TIME

Hitting Categories

Hit a grand slam.....	Will Rogers and Nate Baez, Feb. 20, 2022 vs. Dixie State (W17-8)
Team hit two grand slams.....	Will Rogers and Nate Baez, Feb. 20, 2022 vs. Dixie State (W17-8)
Team hit five or more home runs.....	5, Feb. 20, 2022 vs. Dixie State (W17-8)
Hit a walkoff HR.....	Ethan Long (3-run shot), May 14, 2021, vs. #23 Oregon State (W, 9-6)
Led off the game with a HR.....	Trevor Hauver, May 10, 2019 at Nebraska (W, 15-6)
Hit for the cycle.....	Travis Buck, March 7, 2003 vs. Southern Utah (W, 19-0)
Team hit for the cycle to open the game.....	April 27, 2003 vs. Washington State (HR/2B/1B/3B)
Team hit for the cycle on four consecutive batters.....	April 18, 2019 at Utah (2B, 3B, 1B, HR in 12th inning)
Hit back-to-back HRs.....	Joe Lampe (2-run shot) and Drew Swift, Feb. 27, 2020 vs. Hawaii (W, 9-8)
Hit back-to-back-to-back HRs.....	Trevor Hauver, Spencer Torkelson, Hunter Bishop, April 12, 2019 vs. #3 Oregon State (L, 4-6)
Hit two HRs in one game.....	Ivan Brethow, March 5, 2022 at San Diego State (W, 13-5)
Switch hitter homered from both sides in one game.....	Gage Workman, March 8, 2020, vs. Fresno State (W, 8-3)
A freshman hit two HR in one game.....	Ivan Brethow, March 5, 2022 at San Diego State (W, 13-5)
Hit three HRs in one game.....	Joey DeMichele, May 1, 2011 vs Stanford (TIES ASU RECORD)
Reached base 6+ times in one game.....	6, Joe Lampe, March 13, 2022, vs. San Francisco
A player hit two grand slams in one season.....	2, Nate Baez, 2022
Had five hits in one game.....	Trevor Hauver, April 2, 2019, vs. Long Beach State (5-for-6)
Had six hits in one game.....	Travis Buck, March 13, 2005 vs Western Illinois (went 6-for-8, 3 RBI)
Had seven hits in one game.....	Jerry Mantlo, February 6, 1972 vs. Michigan
Had three doubles in one game.....	Alika Williams, March 3, 2019 vs. Michigan State (W, 13-2)
Had four doubles in one game.....	Travis Buck, February 28, 2004 vs. Connecticut (W, 16-5)
Hit two triples in one game.....	Gage Canning, March 3, 2018 vs. Oklahoma State
Had seven RBI in one game.....	Trevor Hauver, Feb. 24, 2019 vs. UC Davis (W, 17-2)
Had eight RBI in one game.....	Kiel Roling, March 17, 2007 vs. Maine
Had nine RBI in one game.....	Jeremy West, April 27, 2003 vs. Washington State
Stole four bases in one game.....	Drew Maggi, April 10, 2010 at Washington St. (TIES ASU RECORD)
Stole home.....	Jacob Tobias, March 13, 2022 vs. San Francisco
Struck out four or more times in one game.....	4, Gage Workman, Feb. 25, 2020 vs. New Mexico State (W, 6-5 (10 inn))
Hitter stranded six runners on base.....	Joe Lampe (7), May 22, 2021 at USC (L, 1-6)
Recorded 13 total bases.....	Gage Canning (13), April 27, Gage Canning, March 18, 2018 vs. Oregon (2 HR, 1 3B, 2 1B)
Had an inside-the-park home run.....	Hunter Haas, Feb. 27, 2020 vs. Hawaii (W, 6-5)
Had an inside-the-park home run AND a traditional home run in one game.....	5, Joe Lampe, vs. San Francisco, March 13, 2022 (W, 17-10)
Scored five runs in one game.....	Hunter Bishop (5), March 8, 2019 vs. Xavier (W, 12-0)
Was hit by a pitch two or more times.....	2, Sean McLain, vs. Oregon State, May 16, 2021
Team was hit by 5+ pitches.....	5, May 11, 2021 at Nevada
Walked 4+ times.....	4, Conor Davis, Feb. 25, 2022 vs. BYU (L, 5-6)
Opponent hit two HRs in one game.....	2, Noah Cardenas, vs. #19 UCLA, May 30, 2021 (L, 0-3)
Opponent hit a walkoff HR.....	Evan Williams, at Oregon, March 23, 2019 (off Brady Corrigan)
Opponent hit a leadoff HR.....	Andy Lentz (Washington), May 17, 2008 at Packard Stadium (off Josh Satow)

Pitching Categories

Threw a no-hitter.....	Ryan Hingst, March 25, 2016 vs. Utah, (W, 5-0)
Threw a perfect game.....	Eddie Bane, March 2, 1973, vs. Cal State Northridge (W, 9-0)
Threw a one-hitter.....	Individual - Brian Flores, May 20, 2007 at Oregon State (W, 8-1)
.....	Team - Feb. 21, 2021 vs. Sacramento State (W, 3-1)
Threw a two-hitter.....	Will Waldrip, Jan. 23, 1999 vs. Hawaii-Hilo (W, 3-0)
Were no-hit.....	Phil Keller, March 23, 1970 vs. Stanford (L, 1-0)
Were one-hit.....	Noah Bremer, at Washington, May 12, 2017 (L, 0-4)
Threw a complete game..... Justin Fall, May 8, 2021 at Cal (W, 6-3)
Threw a complete game shutout.....	Eli Lingos, March 30, 2018 at Washington St. (W, 7-0)
Threw back-to-back complete games.....	Trevor Williams, 3/1/13 vs. Pacific (W, 8-1) and 3/9 vs. Long Beach State (W, 4-0)
Threw back-to-back complete game shutouts.....	Brady Rodgers/Kramer Champlin, May 20 and 21, 2011 at Washington
Had an opposing pitcher throw a complete game.....	Noah Bremer, at Washington, May 12, 2017 (L, 0-4)
Shut out an opponent (five or more pitchers).....	March 7, 2021 vs. Utah (5-0, 8 pitchers - school record)
Shut out an opponent in back to back games (one or more pitchers).....	March 7 and 12, 2021 vs. Utah and Cal State Fullerton (5-0 and 10-0)
ASU was shutout..... vs. #18 UCLA, May 29, 2021 (L, 0-3)
Struck out 10 or more batters in a game.....	11 (7.1 IP), Tyler Thornton, April 30, 2021 vs. Rhode Island (W, 9-6)
Team struck out 18 or more batters.....	20, April 9, 2021 at Washington (W, 3-2 (15))
Had back-to-back starts with 10 strikeouts.....	Alec Marsh (10 in each), May 10, 2019 at Nebraska and May 17, 2019 at Cal
Individual struck out 15 or more batters in a game.....	Mike Leake (15), May 30, 2009 vs. Oral Roberts (CG, 4-1 Win in Tempe Regional)
Had an opposing pitcher strike out 10 or more Sun Devils.....	Cullen Kafka (11), at #16 Oregon, March 20, 2021 (L, 1-7)
Did not walk a batter (complete game).....	Ryan Kellogg, May 14, 2015 vs Washington State (W, 5-0)
Recorded 10 wins in a season..... Ryan Kellogg, 11-1 (2013)
Hit three batters in a game.....	Tyler Thornton (3), April 30, 2021 vs. Rhode Island (W, 9-6)
Starting pitcher hit a home run in a game.....	Erik Tolman, April 23, 2019 vs. UNLV (W, 9-2)
Reliever pitched 6.0+ innings in relief.....	7.0 (Save), Tyler Thornton, April 30, 2021 vs. Rhode Island (W, 9-6)
Used 10+ pitchers..... 12, April 21, 2021 at GCU (school record)
Pitcher went 7.0 innings with one hit or less.....	1 hit in 7.0 IP, Kai Murphy (starting debut), May 9, 2021 at Cal (W, 7-2)

Fielding Categories

Had no errors in four straight games.....	April 20, 23, 26-27, 2019 at Utah, vs. UNLV, at Washington
Committed three or more errors in one game.....	Andrew Show (3), Feb. 17, 2017 vs. Northwestern
Had 16 or more putouts in one game.....	Nick Cheema (17), catcher, vs #24 Oklahoma State, Feb 18, 2020 (L, 1-2)
Had 20 or more put outs in one game.....	Zach Wilson (20), First Base, April 21, 2011 at Cal
Had eight or more assists in one game.....	Hunter Haas (8), April 10, 2021 at Washington (W, 8-1)
Caught and pitched in the same game.....	Sean McLain (8), April 17, 2021 vs. #18 Stanford (L, 9-11 (12))
Turned four double plays in one game.....	Jordan Swagerty, March 17, 2010 vs. USC (2x in 2010)
Turned five+ double plays in one game..... May 7, 2021 at Cal (L, 2-7)
Turned a triple play.....	5, April 25, 2010, vs. Washington (TIES ASU RECORD)
.....	Eric Sogard (2B), Brett Wallace (1B) and Andrew Romine SS, February 27, 2007 at Arizona

Scoring and Misc. Categories

Recorded 20+ hits..... 21, May 10, 2019 at Nebraska (W, 15-6)
Recorded 20+ hits in back-to-back games.....	22 and 22, February 3-4, 2007 vs. Southern Utah
Scored 20+ runs.....	20, Feb. 16, 2019 vs. Notre Dame (W, 20-7)
Scored 30+ runs.....	30, March 13, 2005 vs. Western Illinois (W, 30-13 in Baton Rouge, La.)
Scored 10+ runs in one inning.....	11, April 26, 2015 vs. Tennessee Tech (W, 16-4)
Left 15+ opponent runners on base in one game.....	15, March 5, 2016 vs. Eastern Michigan (W, 5-4 (11))
Allowed 5 or more home runs in a game.....	5, vs. Nebraska, March 1, 2020 (L, 10-18)
Allowed 3 or more home runs in an inning.....	3, vs. Nebraska, March 1, 2020
Walked 15+ times in a game.....	15, March 31, 2019 vs Arizona (W, 17-16)
Stranded 15 ASU runners on base in one game.....	15, March 6, 2022 at San Diego State (W, 6-4)
Stranded 15+ opponent runners on base in one game.....	16, April 9, 2021 at Washington (W, 3-2 (16))
Surrendered a ninth inning lead.....	Feb. 25, 2022 vs. BYU (led 4-2, lost 5-6)
Swept a three-game Pac-12 series.....	March 26-28, 2021 vs. Washington St. (10-0, 5-4, 9-0)
Swept a three-game Non-Conference series.....	March 11-13, vs. San Francisco (8-5, 4-2, 17-10)
Shut out an opponent twice in a series.....	March 26-28, 2021 vs. Washington St. (10-0, 5-4, 9-0)
Were swept in a Pac-12 series.....	April 13-15, 2018 at #2 Stanford (1-3, 6-11, 3-10)
Were swept in a Pac-12 series at home.....	May 27-29, 2021 vs. #18 UCLA (9-21, 5-8, 0-3)
Were swept in a three-game Non-Conference series.....	Feb. 24-26, 2022 vs BYU (2-4, 5-6, 3-19)
Played in extra innings.....	12, March 9, 2022 at UC Irvine (L, 2-3)
Played in 14+ innings..... 16, April 9, 2021 at Washington (W, 3-2 (16))
Played back-to-back extra inning games.....	March 29-30, 2018, at Washington State (L, 8-7 (10)), (L, 4-3 (11))
Played a game lasting 5+ hours.....	5 hours, 4 minutes, April 9, 2021 at Washington (W, 3-2 (16))
ASU overcame a five run deficit.....	March 13, 2022, vs. San Francisco (Down 6-1, Won 17-10)

2022 Sun Devil Baseball

REGULAR SEASON SITUATIONAL RECORDS/PITCHING STAFF

Record When...

Overall	8-10	Scoring 0-2 runs	0-2	After 8 leading	8-1
Conference.....	0-0 3-5 runs	3-6 trailing.....	0-7
Non-Conference	8-10 6-9 runs	2-2 tied	0-2
Home games.....	6-7 10+ runs	3-0	Hit 0 home runs	1-6
Away games	2-3	Opponent 0-2 runs	3-0	... 1 home run	2-4
Neutral site	0-0 3-5 runs	3-4	... 2+ home runs	5-0
Day games.....	3-3 6-9 runs	1-4	Opponent 0 home runs	4-6
Night games	5-7 10+ runs	1-2 1 home run	2-2
vs Left starter	3-2	Scored in 1st inning	2-6 2+ HRs	2-2
vs Right starter.....	5-8	Opp. scored in 1st	2-5	Made 0 errors	4-4
1-Run games	0-5	Scores first	4-6	... 1 error	3-2
2-Run games	4-3	Opp. scores first	4-4	... 2+ errors	1-4
5+Run games	3-2	After 6 leading	6-5	Opp. made 0 errors	4-4
Extra innings.....	0-2 trailing.....	2-5 1 error	2-3
Shutouts	0-0 tied	0-0 2+ errors	2-3
		After 7 leading	8-3	Out-hit opponent.....	6-3
	 trailing	0-5	Out-hit by opponent	2-5
	 tied	0-2	Hits are tied	0-2

A Look At the Pitching Staff

Arizona State Starters

Pitcher	Starts/QS	Pct.	PC/Start	IP/Start	ER Against/Start	Runs For/Start	PCK	DP	Team Record
Tulloch	4/3	75.0	397/99.3	25.0/6.3	6/1.5	19/4.8	0	0	3-1
Luckham	4/2	33.3	235/78.3	17.0/5.7	6/2.0	11/3.7	0	6	1-2
Meyer	3/1	33.3	253/84.3	14.2/4.8	4/1.3	7/2.3	0	1	1-2
Walker	3/1	33.3	195/65.0	13.0/4.3	9/3.0	12/4.0	0	1	1-2
Hansell	1/0	0.0	36/36.0	1.0/1.0	4/4.0	0/0.0	0	0	0-1
Vander Kooi	1/0	0.0	54/54.0	1.2/1.2	1/1.0	2/2.0	0	0	0-1

Arizona State Bullpen (Relief Appearances Stats Only)

Reliever	APP	IP	H	R	ER	BB	SO	SV	ERA	Hold	IR/Scored	1st Bat. Faced/Ret.
Vander Kooi	2	2.2	0	0	0	1	2	0	0.00	0	0/0	2/2
Webster	5	8.1	7	5	2	6	13	1	2.16	0	6/3	5/2
Meyer	2	2.2	3	1	1	0	3	0	3.38	0	3/3	2/1
Levine	8	15.2	17	8	7	6	12	1	4.02	1	6/0	8/6
Bodlovich	9	10.0	10	6	5	3	9	1	4.50	1	13/2	9/6
Peery	11	8.1	9	5	5	6	5	2	5.40	1	10/4	11/6
Marshall	5	1.2	3	1	1	3	1	0	5.40	0	7/1	5/2
Walker	3	6.1	7	5	4	2	4	0	5.68	1	1/0	3/2
Glenn	5	7.2	12	5	5	2	8	0	5.87	1	4/0	5/4
Cacchione	4	5.0	8	5	4	1	3	0	7.20	0	8/4	4/2
Osman	5	3.1	5	5	4	6	5	0	10.80	0	7/4	5/1
La Flam	2	1.2	2	2	2	2	1	0	10.80	0	3/0	2/2
Hansell	2	0.2	2	1	1	3	0	0	13.50	0	1/0	2/0
Lucas	2	2.1	4	6	6	3	1	0	23.14	0	0/0	2/1
Pivaroff	1	0.1	3	4	4	1	0	0	99.00	0	0/0	1/0
Tulloch	1	0.0	0	3	2	2	0	0	99.00	0	0/0	1/1

2022 Sun Devil Baseball

REGULAR SEASON TEAM AND INDIVIDUAL RANKINGS/RECORD WATCH

NATIONAL/LEAGUE RANKINGS

Category	Team	Nat'l	Pac-12	Value
Base on Balls (293 ranked)		50	3	.84
Batting Average (293 ranked)		90	5	0.283
Double Plays (292 ranked)		3	1	.17
Double Plays Per Game (293 ranked)		21	2	0.94
Doubles (292 ranked)		20	2	.40
Doubles Per Game (293 ranked)		53	4	2.22
Earned Run Average (293 ranked)		143	11	5.17
Fielding Percentage (293 ranked)		45	3	0.977
Hit Batters (293 ranked)		50	3	.24
Hit by Pitch (293 ranked)		102	6	.21
Hits (293 ranked)		29	3	.177
Hits Allowed Per Nine Innings (293 ranked)		135	9	9.13
Home Runs (292 ranked)		39	2	.21
Home Runs Per Game (293 ranked)		65	4	1.17
On Base Percentage (293 ranked)		97	6	0.383
Runs (293 ranked)		87	4	110
Sacrifice Bunts (255 ranked)		98	5	6
Sacrifice Flies (277 ranked)		123	7	6
Scoring (293 ranked)		132	5	6.1
Slugging Percentage (293 ranked)		68	4	0.464
Stolen Bases (289 ranked)		178	4	.13
Stolen Bases Per Game (292 ranked)		210	7	0.72
Strikeout-to-Walk Ratio (293 ranked)		136	9	2.05
Strikeouts Per Nine Innings (293 ranked)		168	9	8.7
Triples (239 ranked)		39	3	5
Triples Per Game (278 ranked)		82	6	0.28
WHIP (293 ranked)		132	9	1.48
WL Pct (288 ranked)		175	11	0.444
Walks Allowed Per Nine Innings (293 ranked)		121	8	4.23

Individual

Category	Name	Nat'l	Pac-12	Value
Base on Balls (101 ranked)	Conor Davis	101	6	13
Doubles (111 ranked)	Will Rogers	24	2	.8
	Joe Lampe	111	6	.6
Doubles Per Game (137 ranked)	Will Rogers	58	2	0.47
Games Started (22 ranked)	Kyle Luckham	22	1	.4
	Tyler Meyer	22	1	.4
	Adam Tulloch	22	1	.4
	Jacob Walker	22	1	.4
Hit Batters (126 ranked)	Tyler Meyer	126	3	.4
	Brock Peery	126	3	.4
Hits (135 ranked)	Joe Lampe	46	5	.26
Hits Allowed Per Nine Innings (149 ranked)	Adam Tulloch	31	3	4.32
Hits Per Game (142 ranked)	Joe Lampe	92	5	1.53
Home Runs (113 ranked)	Joe Lampe	34	2	.6
	Conor Davis	113	6	.4
	Will Rogers	113	6	.4
Home Runs Per Game (130 ranked)	Joe Lampe	71	4	0.35
Pitching Appearances (63 ranked)	Brock Peery	3	1	.11
	Christian Bodlovich	24	4	.9
	Will Levine	63	6	.8
Runs (121 ranked)	Joe Lampe	61	3	.20
	Sean McLain	121	8	.18
Runs Per Game (147 ranked)	Joe Lampe	105	8	1.18
	Sean McLain	147	10	1.12
Sacrifice Bunts (98 ranked)	Kai Murphy	98	5	.2
Sacrifice Flies (78 ranked)	Ethan Long	78	3	.2
Saves (165 ranked)	Brock Peery	72	3	.2
	Chase Webster	165	8	.1
	Will Levine	165	8	.1
	Christian Bodlovich	165	8	.1
Slugging Percentage (250 ranked)	Joe Lampe	92	6	0.722
Strikeout-to-Walk Ratio (149 ranked)	Kyle Luckham	102	7	.6
Strikeouts (150 ranked)	Adam Tulloch	18	3	.36
Strikeouts Per Nine Innings (150 ranked)	Adam Tulloch	53	5	12.96
Total Bases (140 ranked)	Joe Lampe	16	3	.52
Victories (134 ranked)	Kyle Luckham	134	7	.2
	Adam Tulloch	134	7	.2
WHIP (150 ranked)	Adam Tulloch	72	8	0.84
	Kyle Luckham	118	9	0.96
Walks Allowed Per Nine Innings (150 ranked)	Kyle Luckham	86	6	1.44

SUN DEVILS IN THE RANKINGS

	BA	D1	CB	NCBWA	PG	USATC
Pre	-	-	-	-	-	-
1	-	-	-	-	-	-
2	-	-	-	-	-	-
3	-	-	-	-	-	-
4	-	-	-	-	-	-
5	-	-	-	-	-	-

BA - Baseball America

D1 - D1Baseball.com

CB - Collegiate Baseball News

NCBWA - National Collegiate Baseball Writers

PG - Perfect Game

USATC - USA Today Coaches Poll

2022 Sun Devil Baseball

REGULAR SEASON RECORD BY POSITION STARTS

LF

Will Rogers, 16 (8-8)

Nate Baez, 1 (0-1)
Ryan Campos, 1 (0-1)

CF

Joe Lampe, 17 (8-9)

Andrew Lucas, 1 (0-1)

RF

Kai Murphy, 16 (7-9)

Andrew Lucas, 1 (1-0)
Ryan Campos, 1 (0-1)

SS

Hunter Haas, 7 (3-4)

Sean McLain, 9 (5-4)

Cam Magee, 2 (0-2)

2B

Sean McLain, 7 (3-4)

Alex Champage, 8 (3-5)

Cam Magee, 3 (2-1)

3B

Ethan Long, 14 (8-6)

Blake Pivaroff, 3 (0-3)
Cam Magee, 1 (0-1)

SP

Adam Tulloch, 4 (3-1)

Kyle Luckham, 4 (2-2)

Tyler Meyer, 4 (2-2)

Jacob Walker, 4 (1-3)

Vander Kooi, 1 (0-1)

Josh Hansell, 1 (0-1)

1B

Conor Davis, 17 (8-9)

Blake Pivaroff, 1 (0-1)

DH

Jacob Tobias, 11 (5-7)

Ivan Brethowr, 4 (3-1)

Ethan Long, 1 (0-1)

Conor Davis, 1 (1-0)

Nate Baez, 1 (1-0)

C

Nate Baez, 14 (6-8)


Ryan Campos, 3 (2-1)
Bronson Balholm, 1 (0-1)

2022 Sun Devil Baseball

TV/RADIO ROSTER



#2, Sean McLain
R.So. • INF • R/R • 5-11 • 180



#3, Dom Cacchione
R.Jr. • RHP • R/R • 6-2 • 175



#4, Luke La Flam
R.Jr. • RHP • R/R • 6-2 • 200




#5, Joe Lampe
R.So. • OF • L/R • 6-0 • 185



#6, Kai Murphy
R.So. • OF/LHP • L/L • 5-8 • 175



#7, Conor Davis
R.Sr. • INF • R/R • 6-3 • 220



#8, Cam Magee
Fr. • INF • L/R • 6-1 • 185




#9, Blake Pivaroff
So. • INF/RHP • L/R • 6-0 • 200




#10, Christian Bodlovich
R.So. • RHP • R/R • 6-0 • 205



#11, Kade Higgins
So. • OF • L/R • 6-3 • 205



#12, Nate Baez
R.So. • C/UTL • R/R • 6-1 • 200



#13, Tyler Meyer
R.So. • RHP • R/R • 6-3 • 205



#15, Jared Glenn
So. • RHP • L/R • 6-4 • 195



#17, Ryan Campos
Fr. • C/UTL • L/R • 5-9 • 180



#18, Jacob Tobias
Fr. • INF • L/R • 6-1 • 240



#19, Boyd Vander Kooi
R.Sr. • RHP • R/R • 6-5 • 225



#21, Will Rogers
Fr. • C/UTL • R/R • 6-1 • 210

2022 Sun Devil Baseball

TV/RADIO ROSTER



#23, Michael Brueser
So. • OF • R/R • 6-1 • 200




#25, Will Levine
R.Jr. • RHP • R/R • 6-2 • 210




#26, Graham Osman
R.So. • LHP • L/RL • 6-3 • 185



#27, Hunter Haas
So. • INF • R/R • 6-0 • 175



#28, Ivan Brethow
Fr. • OF/INF • R/R • 6-6 • 240



#31, Josh Hansell
So. • RHP • R/R • 6-6 • 215




#32, Trey Rucker
Fr. • OF • R/R • 6-0 • 200




#33, Brock Peery
So. • RHP • R/R • 6-0 • 195




#35, Ethan Long
So. • INF • R/R • 6-2 • 215



#36, Adam Tulloch
R.Jr. • LHP • L/L • 6-2 • 205



#37, Alex Champagne
Fr. • INF • L/R • 5-8 • 165




#39, Luis Canez
Jr. • RHP • R/R • 6-0 • 200



#40, Chase Webster
R.Jr. • RHP • R/R • 6-4 • 225



#41, Bronson Balholm
R.Sr. • C • S/R • 5-10 • 180



#43, Danny Marshall
R-So. • LHP • L/L • 6-0 • 160



#44, Kyle Luckham
R.Jr. • RHP • R/R • 6-2 • 210



#45, Andrew Lucas
R.Jr. • RHP • R/R • 5-11 • 185



#46, Jacob Walker
R.Sr. • RHP • R/R • 6-7 • 215

Five-Time NCAA Champions (1965, 1967, 1969, 1977, 1981) | 22 College World Series Appearances | 21 Conference Championships

41 NCAA Postseason Appearances | 129 All-Americans | 14 National Players of the Year

459 Major League Baseball Draft Picks | 112 Major Leaguers | 12 College Baseball Hall of Fame Members

TWITTER: @ASU_BASEBALL

INSTAGRAM: @ASU_BASEBALL

FACEBOOK: SUNDEVILBASEBALL

2022 Sun Devil Baseball

CAREER GAME HIGHS

Baez, N

Hits: 3, at USC, May 23, 2021
Doubles: 1, 10 times
Home runs: 1, 12 times
Total bases: 7, at USC, May 23, 2021
RBI: 6 (11th), San Francisco, Mar 13, 2022; at USC, May 23, 2021
Runs scored: 3, 4 times
Walks: 3 (3rd), at USC, May 22, 2021
Hit by pitch: 1, 4 times
Struck out: 3, vs Fairfield, Jun 04, 2021
Sac flies: 1 (35th), 4 times
Sac bunts: 1 (35th), at Cal State Fullerton, Mar 04, 2020
At bats: 5, 10 times
Stolen bases: 1, Arizona, Apr 02, 2021
Caught stealing: 1 (13rd), BYU, Feb 26, 2022; Utah, Mar 07, 2021; at California, May 08, 2021
Field chances: 1b (19th), BYU, Feb 26, 2022; San Francisco, Mar 11, 2022
Putouts: 1b (16th), San Francisco, Mar 11, 2022
Assists: 4, Utah, Mar 07, 2021
Runners GS: 1, 6 times

Balholm, B.

Runs scored: 1, BYU, Feb 26, 2022
Hit by pitch: 1, BYU, Feb 26, 2022
Struck out: 1, BYU, Feb 26, 2022
At bats: 1, BYU, Feb 26, 2022
Field chances: 4, BYU, Feb 26, 2022
Putouts: 3, BYU, Feb 26, 2022
Assists: 1, BYU, Feb 26, 2022

Bodlevich, C

Innings pitched: 4.0, Hawai'i, Feb 20, 2021
Walks allowed: 3, at Arizona, Apr 06, 2021
Strikeouts: 4, 4 times
Batters faced: 18, Ithaca Island, May 02, 2021
Field chances: 2, Nevada, Mar 02, 2021
Putouts: 1, Nevada, Mar 02, 2021
Assists: 1, 4 times

Brethow, L

Hits: 3, at San Diego State, 03-04-22
Doubles: 1, at San Diego State, 03-04-22
Home runs: 2 (1-1st), at San Diego State, 03-04-22
Total bases: 10 (1-1st), at San Diego State, 03-04-22
RBI: 3, at San Diego State, 03-04-22
Runs scored: 3, at San Diego State, 03-04-22
Walks: 1, at San Diego State, 03-04-22; Missouri, Mar 13, 2022
Struck out: 3, at San Diego State, 03-06-22
Sac flies: 1 (1-6th), at San Diego State, 03-06-22
At bats: 4, at San Diego State, 03-04-22; Dixie State, Feb 20, 2022

Brueser, M.

RBI: 1, BYU, Feb 26, 2022
Walks: 1, 4 times
Struck out: 1, at Washington, Apr 11, 2021; Stanford, Apr 18, 2021
At bats: 1, 4 times

Cacchione, D.

Innings pitched: 2.2, San Diego, Feb 20, 2019
Walks allowed: 3, UCLA, May 27, 2021
Strikeouts: 3, at Oregon, 3/23/19
Batters faced: 12, San Diego, Feb 20, 2019
Field chances: 1, 4 times
Putouts: 1, Cal Baptist, Mar 20, 2019; Oregon State, May 16, 2021

Campos, Ryan

Hits: 2, San Francisco, Mar 13, 2022
Total bases: 2, San Francisco, Mar 13, 2022
RBI: 1, at San Diego State, 03-05-22
Runs scored: 3, San Francisco, Mar 13, 2022
Walks: 2, Missouri, Mar 13, 2022; San Francisco, Mar 13, 2022
Struck out: 3, BYU, Feb 26, 2022
At bats: 4, BYU, Feb 26, 2022; San Francisco, Mar 13, 2022
Stolen bases: 1, Missouri, Mar 13, 2022
Field chances: 12, Dixie State, Feb 19, 2022
Putouts: 10, San Francisco, Mar 13, 2022
Assists: 3, Dixie State, Feb 19, 2022
Runners GS: 2 (1-1st), Dixie State, Feb 19, 2022

Canez, Luis

Champagne, A

Hits: 3, Oklahoma State, Mar 02, 2022
Total bases: 3, Oklahoma State, Mar 02, 2022
RBI: 2, Oklahoma State, Mar 02, 2022
Runs scored: 1, 5 times
Walker: 1, BYU, Feb 26, 2022
Hit by pitch: 1, at San Diego State, 03-04-22; Oklahoma State, Mar 01, 2022; Oklahoma State, Mar 02, 2022
Struck out: 2, at UC Irvine, Mar 08, 2022
Sac flies: 1 (1-6th), at UC Irvine, Mar 08, 2022
Sac bunts: 1 (1-9th), San Francisco, Mar 13, 2022
At bats: 4, 6 times
Caught stealing: 1 (1-3rd), at San Diego State, 03-04-22
Field chances: 11, at San Diego State, 03-06-22
Putouts: 4, Missouri, Mar 13, 2022
Assists: 7 (1-5th), at San Diego State, 03-06-22

Davis, Connor

Hits: 3, at San Diego State, 03-04-22; Dixie State, Feb 19, 2022; Oklahoma State, Mar 01, 2022
Doubles: 1, Oklahoma State, Mar 01, 2022
Home runs: 1, 4 times
Total bases: 7, Oklahoma State, Mar 01, 2022
RBI: 4, at San Diego State, 03-04-22; San Francisco, Mar 13, 2022
Runs scored: 3, Dixie State, Feb 20, 2022
Walks: 4 (1-2nd), BYU, Feb 26, 2022
Struck out: 2, San Francisco, Mar 12, 2022; Missouri, Mar 13, 2022
At bats: 6 (1-9th), at San Diego State, 03-04-22
Field chances: 13, at San Diego State, 03-06-22; at UC Irvine, Mar 09, 2022
Putouts: 13, at San Diego State, 03-06-22
Assists: 1, 7 times

Glenn, Jared

Innings pitched: 7.1, at Oregon, 3/19/21
Walks allowed: 3, Stanford, Apr 18, 2021; at BYU, Apr 27, 2021
Strikeouts: 6, UCLA, May 23, 2021
Batters faced: 24, at Oregon, 3/19/21
Field chances: 5, at Washington, Apr 09, 2021
Putouts: 1, 5 times
Assists: 4, at Washington, Apr 09, 2021
Runners GS: 1, Stanford, Apr 18, 2021

Haas, Hunter

Hits: 3, Stanford, Apr 18, 2021
Doubles: 1, 7 times
Home runs: 1, Hawai'i, Feb 27, 2021; Oregon State, May 15, 2021
Total bases: 5, Hawai'i, Feb 27, 2021
RBI: 4, Nevada, Mar 02, 2021
Runs scored: 3, Washington State, Mar 26, 2021
Walks: 3 (1-5th), BYU, Feb 26, 2022
Hit by pitch: 1, 5 times
Struck out: 2, 5 times
Sac bunts: 1 (1-6th), at Washington, Apr 09, 2021; Dixie State, Feb 18, 2022
At bats: 6 (1-9th), at Washington, Apr 09, 2021
Stolen bases: 1, 12 times
Caught stealing: 1 (1-3rd), Stanford, Apr 17, 2021; at UC Irvine, Mar 09, 2022
Field chances: 1b, at Washington, Apr 10, 2021
Putouts: 3, at Utah, Apr 23, 2021; Utah, Mar 07, 2021
Assists: 6 (1-1st), at Washington, Apr 10, 2021

Hansell, J.

Innings pitched: 1.0, BYU, Feb 26, 2022
Walks allowed: 2, Nevada, Feb 22, 2022
Strikeouts: 1, BYU, Feb 26, 2022
Batters faced: 8, BYU, Feb 26, 2022
Field chances: 1, Dixie State, Feb 20, 2022
Putouts: 1, Dixie State, Feb 20, 2022

Higgins, K.

Hits: 3, UNLV, Mar 16, 2021
Doubles: 1, UNLV, Mar 16, 2021; Oregon State, May 15, 2021; at USC, May 22, 2021
Triples: 1 (1-5th), Oregon State, May 15, 2021
Home runs: 1, Nevada, Mar 02, 2021
Total bases: 5, Oregon State, May 15, 2021
RBI: 2, Nevada, Mar 02, 2021
Runs scored: 2, Oregon State, May 15, 2021
Walks: 1, Stanford, Apr 18, 2021
Hit by pitch: 1, UNLV, Mar 16, 2021; Washington State, Mar 26, 2021
Struck out: 2, at Oregon, 3/23/21; at Utah, Apr 26, 2021
Sac bunts: 1 (1-9th), at Washington, Apr 11, 2021; Oregon State, May 16, 2021; UCLA, May 28, 2021
At bats: 4, 5 times
Stolen bases: 1, Stanford, Apr 17, 2021
Caught stealing: 1 (1-3rd), Stanford, Apr 16, 2021; Stanford, Apr 17, 2021
Field chances: 4, Stanford, Apr 17, 2021; Oregon State, May 15, 2021; at USC, May 23, 2021
Putouts: 4, Stanford, Apr 17, 2021; Oregon State, May 15, 2021; at USC, May 23, 2021

Vander Kooi

Runs scored: 1, Stanford, May 23, 2019
Innings pitched: 9.0 (1-1st), at Utah, Apr 19, 2019
Walks allowed: 6 (1-4th), at Oregon, 3/23/19; Oregon State, Apr 13, 2019
Strikeouts: 11 (1-1th), Stanford, May 23, 2019
Batters faced: 38 (1-1st), at Utah, Apr 19, 2019
Field chances: 5, Boston College, Feb 21, 2020
Putouts: 3, Boston College, Feb 21, 2020
Assists: 2, 4 times
Runners GS: 1, 4 times

La Flam, L.

Runs scored: 1, Xavier, Mar 10, 2019
Innings pitched: 3.0, at Utah, Apr 20, 2019
Walks allowed: 6 (1-4th), Long Beach State, Apr 02, 2019
Strikeouts: 3, UC Davis, Feb 23, 2019
Batters faced: 17, at Utah, Apr 20, 2019
Field chances: 1, Long Beach State, Apr 02, 2019; Seattle U, Apr 16, 2019; at Washington, Apr 26, 2019
Putouts: 1, Long Beach State, Apr 02, 2019; Seattle U, Apr 16, 2019; at Washington, Apr 26, 2019

Lampe, Joe

Hits: 4 (1-6th), Dixie State, Feb 19, 2022
Doubles: 2 (1-4th), Grand Canyon, Apr 20, 2021
Triples: 1 (1-5th), 5 times
Home runs: 1, 9 times
Total bases: 9, Dixie State, Feb 19, 2022
RBI: 3, Hawai'i, Feb 27, 2021; San Francisco, Mar 13, 2022
Runs scored: 5 (1-1st), San Francisco, Mar 13, 2022
Walks: 3 (1-9th), San Francisco, Mar 13, 2022
Hit by pitch: 1, 10 times
Struck out: 3, at UC Irvine, Mar 08, 2022
Sac flies: 1 (1-6th), 4 times
Sac bunts: 1 (1-9th), 4 times
At bats: 6 (1-9th), at San Diego State, 03-04-22; at Washington, Apr 09, 2021
Stolen bases: 1, 10 times
Caught stealing: 1 (1-3rd), 7 times
Field chances: 9, at USC, May 21, 2021
Putouts: 9, at USC, May 21, 2021
Assists: 2, at Washington, Apr 11, 2021

Levine, W

Innings pitched: 5.0, Stanford, Apr 17, 2021
Walks allowed: 4, vs Fairfield, Jun 04, 2021
Strikeouts: 3, 5 times
Batters faced: 23, Stanford, Apr 17, 2021
Field chances: 2, at UC Irvine, Mar 09, 2022
Putouts: 1, 9 times
Assists: 1, Stanford, Apr 16, 2021; at UC Irvine, Mar 09, 2022; Stanford, May 24, 2019
Runners CS: 1, at UC Irvine, Mar 09, 2022

Long, Ethan

Hits: 4 [1-5th], at Utah, Apr 24, 2021
Doubles: 1, 15 times
Triples: 1 [1-5th], San Francisco, Mar 11, 2022
Home runs: 2 [1-1st], 4 times
Total bases: 11 [1-2nd], at Utah, Apr 24, 2021
RBI: 6 [1-2nd], Rhode Island, May 02, 2021
Runs scored: 3, 4 times
Walks: 2, 4 times
Hit by pitch: 1, 9 times
Struck out: 3, at Washington, Apr 09, 2021; UCI A, May 20, 2021
Sac flies: 1 [1-6th], 7 times
At bats: 5, 9 times
Stolen bases: 1, at San Diego State, 03-05-22; BYU, Feb 25, 2022; at UC Irvine, Mar 08, 2022
Innings pitched: 1.2, Utah, Mar 05, 2021
Walks allowed: 1, Sacramento State, Feb 20, 2021; Utah, Mar 05, 2021; Cal State Fullerton, Mar 13, 2021
Strikeouts: 2, Cal State Fullerton, Mar 13, 2021
Batters faced: 6, Utah, Mar 05, 2021
Field chances: 13, at Oregon, 3/19/21
Putouts: 12, at Oregon, 3/19/21
Assists: 3, BYU, Feb 26, 2022

Lucas, A.

Hits: 1, San Francisco, Mar 13, 2022
Total bases: 1, San Francisco, Mar 13, 2022
Runs scored: 1, San Francisco, Mar 13, 2022
Walks: 1, Oklahoma State, Mar 02, 2022
Hit by pitch: 1, San Francisco, Mar 13, 2022
Struck out: 1, Dixie State, Feb 20, 2022; Oklahoma State, Mar 02, 2022
At bats: 3, Oklahoma State, Mar 02, 2022
Innings pitched: 2.0, BYU, Feb 26, 2022
Walks allowed: 2, BYU, Feb 26, 2022
Strikeouts: 1, at San Diego State, 03-04-22
Batters faced: 8, BYU, Feb 26, 2022
Field chances: 3, Oklahoma State, Mar 02, 2022
Putouts: 3, Oklahoma State, Mar 02, 2022

Luckham, K

Innings pitched: 8.0, San Francisco, Mar 12, 2022
Walks allowed: 3, at San Diego State, 03-05-22
Strikeouts: 5, San Francisco, Mar 12, 2022

Magen, Cam

RBI: 1, BYU, Feb 26, 2022; Oklahoma State, Mar 02, 2022
Runs scored: 1, San Francisco, Mar 13, 2022
Walks: 1, Oklahoma State, Mar 01, 2022; Oklahoma State, Mar 02, 2022; San Francisco, Mar 12, 2022
Hit by pitch: 1, San Francisco, Mar 13, 2022
Struck out: 2, at San Diego State, 03-05-22; San Francisco, Mar 12, 2022
Sac flies: 1 [1-6th], BYU, Feb 26, 2022
Strikeouts: 1 [1-6th], San Francisco, Mar 12, 2022
At bats: 4, Oklahoma State, Mar 01, 2022; at UC Irvine, Mar 09, 2022
Field chances: 6, Oklahoma State, Mar 02, 2022; San Francisco, Mar 13, 2022
Putouts: 4, San Francisco, Mar 12, 2022
Assists: 1, Oklahoma State, Mar 02, 2022

Marshall, D.

Runs scored: 1, New Mexico State, Feb 26, 2020
Walks: 1, Villanova, Feb 15, 2020
Struck out: 1, 4 times
At bats: 2, Villanova, Feb 14, 2020
Innings pitched: 0.1, 5 times
Walks allowed: 1, at San Diego State, 03-06-22; Dixie State, Feb 20, 2022; Oklahoma State, Mar 02, 2022
Strikeouts: 1, Dixie State, Feb 20, 2022
Batters faced: 1, at San Diego State, 03-06-22; Dixie State, Feb 20, 2022
Field chances: 3, Villanova, Feb 14, 2020
Putouts: 3, Villanova, Feb 14, 2020

McLain, S

Hits: 4 [1-5th], at Utah, Apr 24, 2021; at UC Irvine, Mar 08, 2022
Doubles: 1, 23 times
Triples: 1 [1-5th], at San Diego State, 03-05-22; at Oregon, 3/19/21
Home runs: 1, 6 times
Total bases: 7, at Utah, Apr 24, 2021
RBI: 4, at Utah, Apr 24, 2021; Rhode Island, May 02, 2021
Runs scored: 3, at San Diego State, 03-04-22
Walks: 2, 4 times
Hit by pitch: 2 [1-1st], Oregon State, May 16, 2021
Struck out: 3, 4 times
Sac flies: 1 [1-6th], at Washington, Apr 09, 2021; Rhode Island, Apr 30, 2021
At bats: 5 [1-6th], at Washington, Apr 09, 2021; Stanford, Apr 17, 2021
Stolen bases: 2 [1-2nd], Washington State, Mar 26, 2021
Caught stealing: 1 [1-3rd], at Utah, Apr 23, 2021; at Utah, Apr 24, 2021; Washington State, Mar 28, 2021
Field chances: 13, Stanford, Apr 17, 2021
Putouts: 6, Arizona, Apr 01, 2021
Assists: 6 [1-3rd], Stanford, Apr 17, 2021

Meyer, Tyler

Innings pitched: 5.0, Oklahoma State, Mar 01, 2022
Walks allowed: 5 [1-1st], at UC Irvine, Mar 08, 2022
Strikeouts: 6, Nevada, Feb 22, 2022; at UC Irvine, Mar 08, 2022
Batters faced: 24, Oklahoma State, Mar 01, 2022
Field chances: 2, Dixie State, Feb 19, 2022; Nevada, Feb 22, 2022
Assists: 2, Dixie State, Feb 19, 2022; Nevada, Feb 22, 2022
Runners CS: 1, Nevada, Feb 22, 2022

Murphy, Kai

Hits: 3, at San Diego State, 03-05-22; UNI V, Mar 16, 2021
Doubles: 2 [1-6th], Dixie State, Feb 19, 2022
Triples: 1 [1-6th], at San Diego State, 03-06-22; Nevada, Mar 02, 2021
Home runs: 1, 4 times
Total bases: 5, at Washington, Apr 11, 2021; Cal State Fullerton, Mar 13, 2021; Washington State, Mar 28, 2021
RBI: 3, at Washington, Apr 11, 2021
Runs scored: 2, 6 times
Walks: 2, at Oregon, 3/19/21
Hit by pitch: 1, Arizona, Apr 01, 2021; Dixie State, Feb 18, 2022; Nevada, Feb 22, 2022
Struck out: 3, 5 times
Sac flies: 1 [1-6th], at Washington, Apr 10, 2021; Stanford, Apr 18, 2021; Hawaii, Feb 27, 2021
Strikeouts: 1 [1-6th], 5 times
At bats: 6 [1-5th], at Washington, Apr 09, 2021; Stanford, Apr 17, 2021
Stolen bases: 1, San Francisco, Mar 11, 2022
Caught stealing: 1 [1-3rd], Dixie State, Feb 18, 2022; Dixie State, Feb 20, 2022
Innings pitched: 7.0, at California, May 09, 2021
Walks allowed: 1, Rhode Island, May 02, 2021; at California, May 09, 2021; at USC, May 23, 2021
Strikeouts: 4, at USC, May 23, 2021
Batters faced: 23, at California, May 09, 2021
Field chances: 6, at Oregon, 3/19/21; Sacramento State, Feb 21, 2021
Putouts: 6, Sacramento State, Feb 21, 2021
Assists: 1, 4 times

Osman, G.

Innings pitched: 3.1, Hawaii, Feb 26, 2021
Walks allowed: 4, Oklahoma State, Mar 02, 2022
Strikeouts: 3, 6 times
Batters faced: 15, Hawaii, Feb 26, 2021
Field chances: 1, 5 times
Putouts: 1, at Utah, Apr 26, 2021
Assists: 1, at Washington, Apr 11, 2021; at Grand Canyon, Apr 21, 2021; vs Fairfield, Jun 06, 2021
Runners CS: 1, Dixie State, Feb 19, 2022; at Nevada, May 11, 2021

Peery, Brock

Innings pitched: 6.2, Washington State, Mar 26, 2021
Walks allowed: 2, 4 times
Strikeouts: 5, at BYU, Apr 27, 2021; Washington State, Mar 26, 2021
Batters faced: 25, Washington State, Mar 26, 2021
Field chances: 2, Arizona, Apr 01, 2021
Putouts: 1, 4 times
Assists: 1, 5 times
Runners CS: 1, Nevada, Mar 02, 2021

Piveroff, B.

Hits: 1, 8 times
Doubles: 1, BYU, Feb 24, 2022
Total bases: 2, BYU, Feb 24, 2022
RBI: 1, 4 times
Runs scored: 2, Stanford, Apr 16, 2021
Walks: 1, 4 times
Hit by pitch: 1, vs Fairfield, Jun 04, 2021
Struck out: 2, BYU, Feb 24, 2022
At bats: 4, BYU, Feb 24, 2022
Caught stealing: 1 [1-3rd], at UC Irvine, Mar 08, 2022
Innings pitched: 0.1, at Grand Canyon, Apr 21, 2021; BYU, Feb 26, 2022
Walks allowed: 1, at Grand Canyon, Apr 21, 2021; BYU, Feb 26, 2022
Strikeouts: 1, at Grand Canyon, Apr 21, 2021
Batters faced: 5, BYU, Feb 26, 2022

Rogers, Will

Hits: 3, at San Diego State, 03-04-22; Dixie State, Feb 20, 2022
Doubles: 2 [1-1st], at San Diego State, 03-05-22
Home runs: 2 [1-1st], Dixie State, Feb 20, 2022
Total bases: 10 [1-1st], Dixie State, Feb 20, 2022
RBI: 6 [1-2nd], Dixie State, Feb 20, 2022
Runs scored: 4 [1-4th], Dixie State, Feb 20, 2022
Walks: 1, Oklahoma State, Mar 01, 2022; San Francisco, Mar 13, 2022
Struck out: 2, 4 times
At bats: 5, 6 times
Stolen bases: 1, Dixie State, Feb 20, 2022; at UC Irvine, Mar 08, 2022
Field chances: 5, Missouri, Mar 13, 2022
Putouts: 5, Missouri, Mar 13, 2022
Assists: 1, at UC Irvine, Mar 08, 2022

Rucker, Trey

Tobias, J.

Hits: 2, Dixie State, Feb 18, 2022
Doubles: 1, Dixie State, Feb 18, 2022; BYU, Feb 24, 2022; Oklahoma State, Mar 01, 2022
Triples: 1 [1-6th], Missouri, Mar 13, 2022
Home runs: 1, at San Diego State, 03-05-22
Total bases: 4, at San Diego State, 03-05-22
RBI: 1, at San Diego State, 03-05-22; BYU, Feb 26, 2022; at UC Irvine, Mar 09, 2022
Runs scored: 1, 5 times
Walks: 2, San Francisco, Mar 11, 2022
Hit by pitch: 1, Nevada, Feb 22, 2022; at UC Irvine, Mar 09, 2022
Struck out: 3, Oklahoma State, Mar 01, 2022
Sac flies: 1 [1-6th], at UC Irvine, Mar 09, 2022
At bats: 5, Dixie State, Feb 19, 2022; Oklahoma State, Mar 01, 2022
Stolen bases: 1, Missouri, Mar 13, 2022

Tulloch, A.

Innings pitched: 7.0, at San Diego State, 03-04-22; San Francisco, Mar 11, 2022
Walks allowed: 4, BYU, Feb 26, 2022
Strikeouts: 13 [1-6th], San Francisco, Mar 11, 2022
Batters faced: 28, at San Diego State, 03-04-22
Runners CS: 1, BYU, Feb 26, 2022

Walker, J.

Innings pitched: 5.1, at UC Irvine, Mar 09, 2022
Walks allowed: 2, at San Diego State, 03-05-22; Missouri, Mar 13, 2022
Strikeouts: 3, Dixie State, Feb 20, 2022; at UC Irvine, Mar 09, 2022
Batters faced: 28, at UC Irvine, Mar 09, 2022
Field chances: 1, 7 times
Assists: 1, 7 times
Runners CS: 1, at San Diego State, 03-05-22

Webster, C.

Innings pitched: 3.0, Nevada, Feb 22, 2022
Walks allowed: 2, Missouri, Mar 13, 2022
Strikeouts: 4, Nevada, Feb 22, 2022
Batters faced: 12, Missouri, Mar 13, 2022
Field chances: 1, Dixie State, Feb 19, 2022; at UC Irvine, Mar 09, 2022
Assists: 1, at UC Irvine, Mar 09, 2022