

2025 SCHEDULE/RESULTS



Overall Record: 0-0
Big Ten: 0-0
Non-Conference: 0-0
Home: 0-0
Away: 0-0
Neutral: 0-0

Date	Opponent	Time (CT)	Location/Result
2/7	Utah^	11 a.m.	, 0-0
2/7	Cal^	1:30 p.m.	, 0-0
2/8	Miami (OH)^	1:45 p.m.	, 0-0
2/8	Arizona State^	6:15 p.m.	, 0-0
2/9	Utah^	9:15 a.m.	, 0-0
2/13	FAU%	5 p.m.	, 0-0
2/14	Louisville%	10:15 a.m.	, 0-0
2/15	Louisville%	8 a.m.	, 0-0
2/15	Villanova%	10:15 a.m.	, 0-0
2/16	NC State%	7:30 a.m.	, 0-0
2/21	Fresno State#	10 a.m.	, 0-0
2/21	Missouri#	12:30 p.m.	, 0-0
2/22	Duke#	12 p.m.	, 0-0
2/22	Tennessee#	2:30 p.m.	, 0-0
2/23	Long Beach State#	9:30 a.m.	, 0-0
2/28	NDSU!	4:30 p.m.	, 0-0
2/28	Wagner!	7 p.m.	, 0-0
3/1	Miami (OH)!	3 p.m.	, 0-0
3/2	NDSU!	11:30 a.m.	, 0-0
3/2	St. Thomas!	2 p.m.	, 0-0
3/8	South Alabama\$	1 p.m.	, 0-0
3/8	LSU\$	6 p.m.	, 0-0
3/9	South Alabama\$	11:30 a.m.	, 0-0
3/9	LSU\$	1:30 p.m.	, 0-0
3/11	McNeese State	12 p.m.	, 0-0
3/13	Michigan State@	4 p.m.	, 0-0
3/14	Michigan State@	4 p.m.	, 0-0
3/15	Penn State@	2 p.m.	, 0-0
3/16	Penn State@	11 a.m.	, 0-0
3/21	Nebraska*	5 p.m.	, 0-0
3/22	Nebraska*	1 p.m.	, 0-0
3/23	Nebraska*	12 p.m.	, 0-0
3/28	Northwestern*	5 p.m.	, 0-0
3/29	Northwestern*	2 p.m.	, 0-0
3/30	Northwestern*	1 p.m.	, 0-0
4/4	Purdue*	4 p.m.	, 0-0
4/5	Purdue*	1 p.m.	, 0-0
4/6	Purdue*	12 p.m.	, 0-0
4/11	Oregon*	5 p.m.	, 0-0
4/12	Oregon*	1 p.m.	, 0-0
4/13	Oregon*	12 p.m.	, 0-0
4/18	Wisconsin*	4 p.m.	, 0-0
4/19	Wisconsin*	12 p.m.	, 0-0
4/20	Wisconsin*	12 p.m.	, 0-0
4/25	Pitt	6 p.m.	, 0-0
4/26	Pitt	2:30 p.m.	, 0-0
4/26	UND	5 p.m.	, 0-0
4/27	UND	12 p.m.	, 0-0
5/2	Michigan*	6 p.m.	, 0-0
5/3	Michigan*	1 p.m.	, 0-0
5/4	Michigan*	12 p.m.	, 0-0

Home Games in Bold

^Kajikawa Classic

% Joan Joyce Classic

Mary Nutter Collegiate Classic

! Gopher Indoor Classic - US Bank Stadium

\$ LSU Round Robin

@ Oklahoma City

* Denotes Big Ten Game

MINNESOTA GOLDEN GOPHERS ATHLETIC COMMUNICATIONS

JACKSON WRIGHT, COMMUNICATIONS ASST.

wrightj@umn.edu

712.444.1900 (c)

Bierman Athletic Center



SOFTBALL

FEB. 7-9 / 2025 KAJIKAWA CLASSIC / TEMPE, ARIZ



Minnesota
0-0, 0-0 BIG



FOLLOW ALONG

TV/STREAMING

LIVE STATS

statbroadcast.com

GOPHERSPORTS.com



/GOPHERSOFTBALL

GAME INFO

FIRST PITCH (CT)

10:00 AM

LOCATION

Alberta B Farrington Softball Stadium

WEEKEND QUICK HITS

Up Next

- The University of Minnesota Softball team gets their 2025 season started this weekend. They will partake in the Kajikawa Classic in Tempe, Arizona to kick off the new season.

- The Maroon and Gold will face Utah at 11am and then will take on Cal at 1:30pm to kickstart the new season.

Kajikawa Classic

- The Gophers embark on their 51st season of competition at the Kajikawa Classic.

- This tournament has been held every year since 2005 at Arizona State University

- 2025 will mark the first time the 'U' will play in this tournament

Checking Out the Field

- Minnesota will face stiff competition to start the season

- The Gophers will square off with Utah twice,

Cal, Miami (OH), and Arizona State.

- The only team participating that Minnesota won't face is Maryland.

- Arizona State is the only team that the 'U' will face in the Kajikawa Classic that ended last season outside the Top 50 of the NCAA Softball RPI

History

- Minnesota did not face any of these opponents last season

- The 'U' last faced Arizona State in 2023 coming away with a 4-3 win.

- Minnesota will be squaring off with Cal for the first time since 2022 when the Gophers snagged a 7-6 win in extra innings

- The Gophers last played Miami (OH) in 2008 with the 'U' winning 3-2

- This will be the first time Minnesota has faced Utah since 1999 when the Gophers won 8-5

BY THE NUMBERS

Hitting (Overall)

	Minnesota	Opponents
BA	.292	.300
R	300	246
H	402	401
HR	52	33
BB	200	141
SB/AT	32/39	29/36

Pitching (Overall)

	Minnesota	Opponents
ERA	4.25	5.10
IP	331.0	334.2
ER	201	244
K	190	183
BB	141	200
H	401	402



Special Team. Special Plays. Special Players.

- Minnesota's 2024 defense ranked second nationally in turning double plays per game
Averaging 0.69 per game, they led the Big Ten
- The Gophers trail Louisiana nationally, who averages 0.73

Krapf by the Numbers

- Coming off of a stellar Junior season Taylor Krapf was named #81 on the Softball America Preseason Top 100 List.
- Krapf tallied a .311 batting average with 161 at-bats, 50 hits, 24 runs scored, 14 doubles, 11 homeruns, and 52 RBI.
- Krapf had a slugging percentage of .602 and an on-base percentage of .423. She also accumulated 22 walks, 13 hit-by-pitch, and 5 sacrifice flies.
- Krapf is also crucial for the Gophers on defense. She had 223 putouts and 19 assists with only 5 errors in 53 games. Her fielding percentage for the year was .980.

Big Dubs

The Golden Gophers picked up their highest ranked win since 2022 over No. 10 Clemson. Minnesota last defeated No. 6 Northwestern in two-out-of-three games in 2022 to win the series over the Wildcats.

Fabulous Freshmen

Minnesota welcomes four new freshman this season in Tinley Easton, Natalie Susa, Cameron Chard, and Jae Cosgriff. Easton comes to the 'U' by way of Lexington, Kentucky. She competed with the Louisville Sluggers National Team. The infielder was named a Kentucky East-West All Star, a two-time First Team All-District Selection, and was named the Bates Creek HS MaxPreps Player of the Year in 2021 and 2022. Susa arrives at the 'U' from Macedonia, Ohio where she was named the Greater Akron Softball Player of the Year and the Crown Conference MVP in 2022. Susa prepped with the Ohio Outlaw National Team and at Walsh Jesuit High School. Chard chose to stay close to home as the Minnesota native will begin her collegiate softball career with the Gophers this spring. She earned 6 varsity letters with the Softball program and led Belle Plaine HS to the 2023 Conference Championship. Last, but certainly not least, Cosgriff will begin her career with the Gophers after a stellar High School career in California. The Livermore, Calif. native was named to the First Team East Bay Athletic League in 2021 and 2023. She was a Second Team selection in 2022 and was named to the First Team All-Bay Area team in 2021.

Postseason Push

Minnesota will be looking to rebound from not making the NCAA Tournament in 2024. The gophers had made the Tournament 10 years in a row prior to 2024 which was leading the Big Ten in consecutive years making the NCAA Tournament.

Battling the Best

The Gophers once again are going to test themselves with a tough schedule. This year they are taking on 13 teams that finished the 2024 season as ranked or receiving votes. Highlighted by facing WCWS participant Duke as well as hosting Big Ten Regular Season Champions Northwestern and Big Ten Tournament Champions Michigan.

50 Years of Women's Sports

The University of Minnesota celebrated 50 years of six women's sports during the 2023-24 athletic campaign: cross country, golf, gymnastics, softball, tennis and volleyball. The University of Minnesota officially recognized women's athletics through the physical education department in 1971 and was given a budget of \$5,000 from the Board of Regents' reserve fund. From there, swimming and diving was established as the first official women's varsity intercollegiate sport in 1971, followed by its first women's head coach, Jean Freeman in 1973. In 1974, several women's programs followed in crew, golf, field hockey, gymnastics, tennis, softball, volleyball and cross country. Linda Wells was hired as the softball and volleyball head coach while assisting with basketball, which began the year before.

The University of Minnesota officially formed the Women's Intercollegiate Athletic department in July of 1975. Since 1971, the University of Minnesota added 12 varsity sports, the most recent re-introducing rowing in 2000. The Big Ten formally sponsored women's conference play and championships in 1982. Minnesota had separate Men's and Women's Intercollegiate Athletics Departments before it merged together in 2002.

QUICK FACTS

University Information

Location.....	Minneapolis, Minn.
Population.....	425,336
Founded.....	1851
Enrollment.....	51,147
Nickname.....	Golden Gophers
Colors.....	Maroon and Gold
Affiliation.....	NCAA Div. I
Conference.....	Big Ten
Stadium.....	Jane Sage Cowles Stadium
Stadium Capacity.....	1,450
Stadium Dimensions.....	LF/RF-205, CF-220
President Designate.....	Rebecca Cunningham
Director of Athletics.....	Mark Coyle

Team Information

2024 Record.....	28-24
2024 Conference Record.....	13-10
2023 Postseason.....	NCAA Seattle Regional
Letterwinners Returning/Lost.....	14/5
Position Starters Returning/Lost.....	7/3
Pitching Starters Returning/Lost.....	1/1
Newcomers/Freshmen.....	2/78

Coaches and Staff

Head Coach.....	Piper Ritter
Alma Mater, Year.....	Minnesota, 2004
Record.....	124-83-1 (4th Season)
at UMN.....	Same
Assistant Coach.....	Annie Smith
Alma Mater, Year.....	Grinnell College, 1995
Assistant Coach.....	Bailey Oetting
Alma Mater, Year.....	Arizona State, 2018
Assistant Coach.....	Roya St.Clair
Alma Mater, Year.....	Michigan, 2010
Director of Operations.....	Angelina Boskovich
Alma Mater, Year.....	LSU, 2018
Player Development Coordinator.....	Laurin Krings
Alma Mater, Year.....	Missouri, 2024
Athletic Trainer.....	Mara-Paige Rincher

Team History

First Year of Softball.....	1974 (51st Season)
All-Time Record.....	1,557-1,030-6 (.601)
All-Time B1G Record.....	408-406
NCAA Tournament Appearances.....	17
NCAA Tournament Record.....	29-35 (.459)
WCWS Appearances.....	1
B1G Tournament Appearances.....	16
B1G Tournament Record.....	25-17 (.599)
B1G Reg. Season Championships.....	4
B1G Tournament Championships.....	5
Winning Seasons.....	38
30-Plus Win Seasons.....	29

ROSTER BREAKDOWN

PITCHERS

No.	Name	Pos.	B/T	Cl.	Ht.	Hometown / Previous School
5	Natalie Susa	P	R/R	Fr.	5-5?	Macedonia, Ohio / Walsh Jesuit HS
7	Cameron Grayson	P	R/R	So	5-5	Noblesville, Ind. / Noblesville HS
11	Sydney Schwartz	P	R/R	Jr.	5-10	Victoria, Minn. / Chanhassen HS
12	Macy Richardson	P	R/R	So.	5-6	Tecumseh, Neb./SterlingPublicSchools
48	Presley Hosick	P	R/R	Jr.	5-10	Bakersfield, Calif. / Liberty HS
81	Jessa Snippes	P	R/R	Fr.	5-9	Rosemount, Minn. / Rosemount HS

CATCHERS

No.	Name	Pos.	B/T	Cl.	Ht.	Hometown / Previous School
8	Tara Wolocko	C	R/R	So.	5-3	Kingwood, Texas / Kingwood HS
10	Cameron Chard	C	R/R	Fr.	5-9	Belle Plaine, Minn / Belle Plaine HS
13	Taylor Krapf	C	R/R	Sr.	6-0	Oviedo, Fla. / Duke

INFIELDERS

No.	Name	Pos.	B/T	Cl.	Ht.	Hometown / Previous School
2	Tinley Easton	IF	R/R	Fr.	5-4	Lexington, Ky. / Tates Creek HS
3	Margaret Tobias	IF	L/R	Sr.	5-5	Urbandale, Iowa / Dowling Catholic HS
4	Maggie Wener	IF	R/R	Jr.	5-10	Greenville, Wis. / Hortonville HS
6	Lucy Hooper	IF	L/R	So.	5-2	Valley Center, Kan. / Valley Center HS
11	Sydney Schwartz	IF	R/R	Jr.	5-10	Victoria, Minn. / Chanhassen HS
21	Nani Valencia	IF	R/R	Jr.	5-7	Georgetown, Ky. / Scott County HS
77	Kayla Chavez	IF	R/R	Jr.	5-6	Chino Hills, Calif. / Chino Hills HS

OUTFIELDERS

No.	Name	Pos.	B/T	Cl.	Ht.	Hometown / Previous School
1	Breezy Burnett	OF	R/R	Jr.	5-7	Jacksonville, Fla. / Trinity Christian Academy
18	Reili Gardner	OF	L/R	Sr	5-6	Oyersville, Iowa / Illinois State
24	Jae Cosgriff	OF	R/R	Fr.	5-8	Livermore, Calif / Livermore HS
33	Brooklyn Jones	OF	R/R	So.	5-5	Ramsey, Minn. / Anoka HS

UTILITY

No.	Name	Pos.	B/T	Cl.	Ht.	Hometown / Previous School
7	Cameron Grayson	UT	R/R	So.	5-5	Noblesville, Ind. / Noblesville HS
8	Tara Wolocko	UT	R/R	So.	5-3	Kingwood, Texas / Kingwood HS
12	Macy Richardson	UT	R/R	Fr.	5-6	Tecumseh, Neb. / Sterling Public Schools

COACHING STAFF

Piper Ritter	Head Coach
Annie Smith	Assistant Coach
Bailey Detting	Assistant Coach
Roya St. Clair	Assistant Coach
Angelina Boskovitch	Director of Operations

ALPHABETICAL ROSTER AND PRONUNCIATION

Breezy Burnett	E-Z	Sydney Schwartz	
Cameron Chard		Jessa Snippes	Snipp-ess
Kayla Chavez	CHA-Vez	Natalie Susa	
Jae Cosgriff		Margaret Tobias	
Tinley Easton		Nani Valencia	Nah-Knee
Reili Gardner	Riley	Maggie Wener	
Cameron Grayson		Tara Wolocko	Wo-Lock-Oh
Lucy Hooper			
Presley Hosick			
Brooklyn Jones			
Taylor Krapf	Kraff		
Macy Richardson			

BY STATE

California (3)
Florida (2)
Indiana
Iowa (2)
Kansas
Kentucky (2)
Minnesota (4)
Nebraska
Ohio
Texas
Wisconsin

NFCA TOP 25

Rk.	Team	Record	Points
1.	Texas(15)	0-0	757
2.	Oklahoma(10)	0-0	737
3.	Florida(6)	0-0	733
4.	Oklahoma State	0-0	648
5.	UCLA	0-0	623
6.	Tennessee	0-0	605
7.	Duke	0-0	551
8.	Texas A&M	0-0	549
9.	Florida State	0-0	480
10.	LSU	0-0	462
11.	Alabama	0-0	443
12.	Georgia	0-0	378
13.	Texas Tech	0-0	367
14.	Arkansas	0-0	333
15.	Missouri	0-0	323
16.	Arizona	0-0	306
17.	Virginia Tech	0-0	247
18.	Stanford	0-0	203
19.	Nebraska	0-0	189
20.	Baylor	0-0	166
21.	Northwestern	0-0	160
22.	Washington	0-0	136
23.	Oregon	0-0	125
24.	Mississippi State	0-0	98
25.	Clemson	0-0	80

Others receiving Votes:

California(68), Michigan(66), Louisiana(64), Boston U(39), Texas State(32), Kentucky(24), Omaha(23), Virginia(15), Penn State(14), Grand Canyon(8), Liberty(8), BYU(4), Indiana(3), San Diego State(3), South Carolina(2), Southeastern Louisiana(1), Utah(1)

USA SOFTBALL TOP 25

Rk.	Team	Points	Prev.
1.	Texas	615	2
2.	Florida	592	3
3.	Oklahoma	583	1
4.	Oklahoma State	524	7
5.	Tennessee	510	9
6.	UCLA	507	5
7.	Texas A&M	474	10
8.	Duke	451	8
9.	LSU	384	11
10.	Texas Tech	378	--
11.	Alabama	355	6
12.	Florida State	330	14
13.	Arkansas	292	17
14.	Georgia	278	13
15.	Missouri	279	12
16.	Nebraska	251	--
17.	Arizona	249	15
18.	Virginia Tech	201	18
19.	Baylor	173	16
20.	Northwestern	142	23
21.	California	95	RV
22.	Michigan	93	RV
23.	Stanford	61	4
24.	Oregon	61	4
25.	Mississippi State	56	22

Others receiving votes:

Liberty(46), Virginia(40), Penn State(28), Washington(25), Clemson(21), Ole Miss(17), Indiana(12), Texas State(10), Auburn(8), Miami-OH(5), Boston U(5), Kentucky(5), SDSU(5), Omaha(4), South Carolina(3), Louisiana(1), Utah(1)





PIPER RITTER

Head Coach
4th Season
Minnesota, 2004
Career Record: 119-79-1

Piper Ritter was named the eighth head coach in program history on May 3, 2020 after 13 seasons as the Gophers pitching coach. The 2025 season marks her fifth year as the Gopher head coach and 18th year with the program as a coach.

The Former Minnesota standout pitcher has developed five of the top hurlers in Minnesota softball history in Briana Hassett, Sara Moulton, Sara Groenewegen, Amber Fiser, and Autumn Pease.

In 2023, Ritter led the Golden Gophers to a third place conference finish, appearance in the Big Ten Tournament semi final and NCAA Seattle Regional berth as the No. 2 seed. Along with six All-Big Ten selections, the Golden Gophers led the entire conference with five first team caliber players and Ritter's fourth Big Ten Pitcher of the Year in Autumn Pease. Minnesota also had an All-American battery in Pease and Taylor Krapf, the first All-American selections since Amber Fiser in 2019.

In the shortened 2020 season, Ritter coached Amber Fiser and Autumn Pease each to Big Ten Pitcher of the Week honors. She has coached Gophers to 42 Big Ten Pitcher of the Week honors in her tenure. She has coached pitchers to five All-American honors, three Big Ten Pitcher of the Year honors and has coached seventeen no-hitters.

Ritter helped take the Gophers to new heights in 2019 with the program's first ever Women's College World Series appearance in the NCAA era. A big reason for the Gophers success came from the circle. Ace Amber Fiser was named the Big Ten Pitcher of the Year, First Team All-American, Honda Award Finalist, Academic All-District, broke school record and tied conference record with six Big Ten Pitcher of the Week honors and was a two-time NFCA Pitcher of the Week honoree. Fiser finished second for most wins in a single season with 31 and third for strikeouts with 346 in 2019. She pitched every single inning of both the Minneapolis Regional and Super Regional. Ritter was part of her second NFCA Great Lakes Regional Coaching Staff of the Year honor to cap off a successful 2019 season.

In 2018, Ritter coached the Gophers to the 14th lowest ERA in the NCAA and second lowest in the Big Ten with a 1.90 mark as a staff. Ritter guided Amber Fiser to a 27-10 season with a 1.69 ERA as Fiser took on the role as the Gophers ace. Welcoming transfer Sydney Smith, who picked up the win in four of her last eight appearances, Ritter helped work Smith in to the Gophers rotation to form a strong starting staff along with Carlie Brandt who appeared in 16 games to go 7-2 with a 1.35 ERA. Ritter coached the Gophers to the third lowest ERA in the NCAA in the 2017 season with a 1.19 ERA as a staff. With the success in the circle the Maroon and Gold went a program best 56-5 overall. They broke a record for longest win streak to start a season with 19 and longest win streak ever with 26 straight. Prior to the 2017 season the Gophers were never ranked in the top-10 in either major polls. They reached No. 1 in the USA Today/NFCA Coaches poll and No. 3 in the ESPN.com/USA Softball poll. They won their first regular season Big Ten title since 1991 and their third Big Ten tournament championship in four years. Groenewegen went on to become the first Gopher to ever win All-American honors in three seasons after an impressive 2017 season. She went 31-4 with a 0.63 ERA and 307 strikeouts. The ERA was the second lowest in the NCAA and second lowest ever recorded in Gophers history. Besides Groenewegen, Ritter also mentored freshman Amber Fiser

to a strong freshman season. Fiser went 14-0 with a 1.68 ERA and 83 strikeouts. Along with head coach Jessica Allister and associate head coach Jessica Merchant, Ritter was part of the NFCA Great Lakes Regional Coaching Staff of the Year in 2017.

As a staff in 2014 Moulton, Groenewegen, and Nikki Anderson set single-season school records for shutouts with 22 and strikeouts with 487, both marks put the Gophers in the top three nationally during which led Minnesota to post its winningest season in 15 years. That season the Gophers captured the Big Ten Tournament title, and seal its first-ever NCAA super regional berth, posting a team ERA of 2.00.

ACADEMIC SUCCESS

Ritter has also been instrumental to Minnesota's success in the classroom, with 116 student-athletes earning Academic All-Big Ten honors since 2008.

PLAYING CAREER

During her four-year playing career with the Gophers (2001-04), Ritter became one of the most accomplished pitchers in program history. She left the university with career records for strikeouts (1,122), innings pitched (921.1), games (173), wins (88), shutouts (33), and complete games (85). Her career strikeout mark ranked third all-time in the Big Ten and 14th in NCAA history. Ritter threw a record-tying five career no-hitters for the Gophers, including two perfect games.

Ritter earned All-Big Ten honors all four years at Minnesota, including a first-team selection in 2003 when she posted 11 shutouts and what was then a single-season record 311 strikeouts. She also garnered NFCA All-Mideast Region accolades three times during her career and led the Gophers to the NCAA Regional Tournament two times (2002 and 2003).

PERSONAL

Prior to joining the staff at Minnesota, Ritter served as pitching coach at the University of Northern Colorado for the 2006 season and was an assistant at North St. Paul High School during 2005. After graduating from Minnesota in 2004 with a degree in Kinesiology, she played and coached for one season in the Netherlands. Ritter also played one season in the National Pro Fastpitch League for the Texas Thunder, posting a 3-0 record with a 0.64 ERA.

THE RITTER FILE

Hometown.....Farmington, NM
 College.....Minnesota, 2004
 Seasons Coaching.....18
 Years as Head Coach.....4 (124-83-1)

COACHING ACCOMPLISHMENTS

- Named Minnesota head coach on May 3, 2020
- Was the Minnesota Pitching Coach for 13 years prior to her head coach appointment
- Has coached seven All-Americans in Sara Moulton (2014), Sara Groenewegen (2015-17), Amber Fiser (2019), Autumn Pease (2023), Taylor Krapf (2023), and Jess Oakland(2024)
- Coached four Big Ten Pitchers of the Year in Sara Groenewegen (2014 & 17), Amber Fiser (2019), and Autumn Pease (2023) and one Big Ten Player of the Year in Jess Oakland(2024)
- Coached 18 no-hitters
- Coached 26 All-Big Ten honorees
- Coached 18 All-Region honorees

PLAYING CAREER

- Four-time All-Big Ten selection
- Held 1,122 strikeouts, 921.1 innings pitched, 173 games played, 88 wins, 33 shutouts and 85 complete games.
- Threw five career no-hitters, including two perfect game
- NFCA All-Midwest Region accolades three

2024 BIG TEN CONFERENCE STANDINGS

	TEAM	CONF	PCT ↓	OVR	PCT	HOME	AWAY	NTRL	LID	STRK
N	Northwestern	19-3	.864	33-10	.767	13-1	9-3	8-5	8-2	W1
M	Michigan	16-5	.763	30-16	.704	14-2	9-8	13-5	8-2	L2
R	Rutgers	14-8	.639	33-21	.611	7-3	14-10	12-0	7-3	W2
N	Nebraska	12-9	.571	29-22	.569	11-10	8-8	10-0	4-6	L1
M	Minnesota	13-10	.565	27-24	.529	6-6	12-9	9-10	5-5	W1
U	Indiana	12-11	.522	37-17	.635	14-6	12-9	11-2	6-4	L1
P	Penn State	12-11	.522	34-17	.657	14-5	6-12	14-0	4-6	L2
O	Ohio State	12-11	.522	31-18	.620	12-3	8-13	11-3	8-2	W2
P	Purdue	11-12	.478	25-25	.490	9-8	6-9	8-8	4-6	L3
M	Maryland	8-15	.348	23-29	.442	13-6	6-15	4-5	5-5	W3
W	Wisconsin	8-15	.348	19-30	.388	3-9	6-10	10-11	3-7	L3
I	Illinois	7-15	.318	21-30	.412	3-12	10-9	8-9	5-5	L2
M	Michigan State	7-16	.304	21-30	.412	4-8	8-13	9-9	6-4	W5
I	Iowa	6-17	.261	18-28	.361	4-8	7-15	7-5	2-8	W2

BIG PLAYER OF THE WEEK

BIG PITCHER OF THE WEEK

BIG FRESHMAN OF THE WEEK

JANE SAGE COWLES STADIUM

Jane Sage Cowles Stadium is in its 25th season hosting the Minnesota softball program. In the same location as the Bierman Softball Complex, the field was reconstructed and renamed in 2000 thanks to a generous donation from Sage and John Cowles. The complex holds dimensions of 205 feet at the corners and 220 feet to straight-away center field. The facility has both grandstand (bench-back), stadium (box-chair) and with additional portable bleacher seating down the left field line. Jane Sage Cowles Stadium can hold a capacity 1,450 fans.



ATTENDANCE RECORDS

*denotes NCAA Regional game

1.	1,383	vs. Iowa	4/23/17	6.	1,286	vs. Northwestern	5/4/19
2.	1,344	vs. LSU*	5/24/19	7.	1,256	vs. Georgia*	5/20/19
3.	1,323	vs. Northwestern	5/5/19	8.	1,217	vs. Auburn	5/18/14
4.	1,314	vs. Purdue	4/29/17	9.	1,187	vs. Iowa	4/22/17
5.	1,288	vs. LSU*	5/25/19	10.	1,186	vs. NDSU*	5/17/14



2024 SEASON RESULTS

RECORD WHEN...

Date	Opponent	Score	R-H-E / R-H-E	Inns	Overall	B1G	Pitcher of Rec.	Attend	Time
Feb. 9	UCSB	W, 8-5	8-11-1 / 5-7-0	7	1-0	0-0	Schwartz (1-0)	348	2:48
Feb. 9	No. 24 SDSU	W, 5-3	5-10-11 / 3-6-2	7	2-0	0-0	Enter (1-0)	848	1:58
Feb. 10	No. 3 Stanford	L, 0-3	0-4-1 / 3-4-0	7	2-1	0-0	Schwartz (1-1)	N/A	1:40
Feb. 10	UCSB	W, 4-3	4-9-1 / 3-5-0	7	3-1	0-0	Enter (2-0)	422	2:02
Feb. 11	No. 25 Kentucky	L, 2-3	2-6-1 / 3-6-1	(8)	3-2	0-0	Schwartz (1-2)	139	2:29
Feb. 16	No. 5 Washington	L, 4-12	4-7-6 / 12-17-1	7	3-3	0-0	Hambrick (0-1)	5325	2:34
Feb. 16	Georgia Tech	W, 12-11	12-13-1 / 11-12-2	7	4-3	0-0	Schwartz (2-2)	5325	2:51
Feb. 23	Texas Tech	L, 1-2	1-3-1 / 2-8-1	7	4-4	0-0	Enter (2-1)	399	1:47
Feb. 23	North Texas	L, 5-7	5-7-0 / 7-9-1	7	4-5	0-0	Enter (2-2)	406	2:02
Feb. 24	Texas Tech	L, 6-7	6-8-1 / 7-9-1	7	4-6	0-0	Snippes (0-1)	N/A	2:05
Feb. 24	SFA	L, 0-1	0-4-0 / 1-8-0	7	4-7	0-0	Enter (2-3)	590	1:31
Feb. 25	New Mexico	W, 10-1	10-12-2 / 1-5-3	7	5-7	0-0	Enter (3-3)	N/A	2:15
March 1	Fordham	W, 10-2	10-6-0 / 2-4-2	5^	6-7	0-0	Enter (4-3)	N/A	1:39
March 2	Fordham	W, 10-4	10-12-0 / 4-7-0	7	7-7	0-0	Schwartz (3-2)	N/A	2:08
March 2	No. 14 Kentucky	L, 0-8	0-2-1 / 8-9-0	6^	7-8	0-0	Hambrick (0-2)	N/A	1:46
March 3	Charlotte	W, 11-8	11-11-2 / 8-7-2	7	8-8	0-0	Hambrick (1-2)	150	2:49
March 4	Charlotte	W, 14-4	14-9-0 / 4-5-2	5^	9-8	0-0	Enter (5-3)	100	1:55
March 5	UNCG	W, 8-6	8-10-1 / 6-9-3	(8)	10-8	0-0	Enter (6-3)	N/A	2:35
March 7	No. 10 Clemson	W, 5-3	5-9-2 / 3-6-2	(9)	11-8	0-0	Enter (7-3)	1,678	2:57
March 7	No. 10 Clemson	L, 1-3	1-5-0 / 3-8-0	7	11-9	0-0	Richardson (0-1)	1,698	1:49
March 8	Longwood	W, 6-1	6-11-0 / 1-7-0	7	12-9	0-0	Hambrick (2-2)	378	2:12
March 9	Fordham	W, 4-2	4-8-0 / 2-8-0	7	13-9	0-0	Enter (8-3)	203	1:47
March 15	Boston University	L, 4-5	4-8-0 / 5-12-0	7	13-10	0-0	Hambrick (2-3)	164	2:05
March 15	Michigan State	L, 4-5	4-7-1 / 5-6-1	7	13-11	0-0	Enter (8-4)	209	1:42
March 16	NC State	W, 14-4	14-9-0 / 4-4-1	^5	14-11	0-0	Enter (9-4)	183	1:58
March 16	No. 22 South Carolina	L, 0-4	0-4-9 / 4-7-0	7	14-12	0-0	Hambrick (2-4)	1,843	1:49
March 17	Northwestern	L, 2-5	2-7-2 / 5-6-2	7	14-13	0-0	Enter (9-5)	227	2:08
March 22	Maryland*	L, 6-7	6-8-1 / 7-14-0	(9)	14-14	0-1	Richardson (0-2)	81	2:36
March 22	Maryland*	W, 15-14	15-14-0 / 6-11-2	7	15-14	1-1	Richardson (1-2)	88	3:24
March 24	Maryland*	L, 6-12	6-7-1 / 12-11-0	7	15-15	1-2	Hambrick (2-5)	293	2:30
March 29	Illinois*	W, 16-1	18-15-0 / 4-2-0	^5	16-15	2-2	Enter (10-5)	461	1:55
March 30	Illinois*	W, 13-0	16-15-0 / 2-2-0	^5	17-15	3-2	Richardson (2-2)	371	1:37
March 30	Illinois*	W, 6-4	17-15-0 / 3-2-0	7	18-15	4-2	Enter (11-5)	289	1:58
April 5	Ohio State*	W, 9-1	9-9-1 / 1-1-4	^5	19-15	5-2	Enter (12-5)	767	1:28
April 6	Ohio State*	W, 14-6	14-13-0 / 6-9-2	^6	20-15	6-2	Richardson (3-2)	884	2:15
April 6	Ohio State*	W, 12-11	12-16-1 / 11-14-3	7	21-15	7-2	Hambrick (3-5)	851	1:51
April 13	Indiana*	L, 3-5	3-6-0 / 5-11-1	7	21-16	7-3	Enter (12-6)	435	2:20
April 14	Indiana*	L, 2-15	2-1-2 / 15-16-1	^5	21-17	7-4	Richardson (3-3)	N/A	1:30
April 15	Indiana*	L, 5-4	5-9-2 / 4-2-0	7	21-18	7-5	Richardson (3-4)	503	1:50
April 17	Wisconsin (DH 1)*	L, 0-3	0-0-2 / 3-5-0	7	21-19	7-6	Enter (12-7)	741	1:55
April 17	Wisconsin (DH 2)*	W, 7-3	7-6-0 / 3-5-1	7	22-19	8-6	Richardson (4-4)	741	2:03
April 19	Rutgers*	L, 0-3	0-6-0 / 3-9-1	7	22-20	8-7	Hambrick (3-6)	896	2:22
April 20	Rutgers*	W, 9-6	9-11-0 / 6-11-1	7	23-20	9-7	Richardson (5-4)	958	2:08
April 21	Rutgers*	L, 1-6	1-5-1 / 6-10-1	7	23-21	9-8	Hambrick (3-7)	1,052	2:32
April 24	South Dakota State	L, 0-7	0-4-2 / 7-7-0	7	23-22	9-8	Hambrick (3-8)	685	1:55
April 27	Iowa*	W, 7-5	7-11-2 / 5-9-0	7	24-22	10-8	Hambrick (4-8)	735	2:53
April 28	Iowa*	W, 6-2	6-9-1 / 2-8-2	(9)	25-22	11-8	Hambrick (5-8)	675	2:50
April 29	Iowa*	W, 5-1	5-7-0 / 1-3-1	7	26-22	12-8	Hambrick (6-8)	485	1:39
May 3	Nebraska*	L, 6-7	6-8-2 / 7-11-1	7	26-23	12-9	Hambrick (6-9)	856	2:17
May 4	Nebraska*	L, 3-8	3-9-1 / 8-12-0	7	26-24	12-10	Richardson (5-5)	869	2:09
May 5	Nebraska*	W, 7-5	7-16-0 / 5-11-0	7	27-24	13-10	Richardson (6-5)	903	2:17
May 8	Illinois**	W, 10-7	7-9-0/10-14-0	(9)	28-24	13-10	Richardson (6-4)	N/A	3:26
May 9	Nebraska**	L, 11-2	2-3-0/11/8/0	^5	28-25	13-10	Hambrick (6-10)	N/A	1:45

* Big Ten Game () Extra Inning Game ^ Mercy Rule Game **Big Ten Tournament Game

Overall.....	28-25
Big Ten.....	13-10
Non-Conf.....	14-14
Home.....	6-6
Away.....	12-8
Neutral.....	11-12
Day.....	24-20
Night.....	4-5
vs Ranked opponents.....	2-6
vs Unranked opponents.....	25-19
vs Left Handed Starter.....	1-0
vs Right Handed Starter.....	26-24
1-Run games.....	3-9
2-Run games.....	7-3
5+Run games.....	11-9
Extra innings.....	4-2
Shutouts.....	1-7
Scoring 0-2 runs.....	0-14
Scoring 3-5 runs.....	5-7
Scoring 6-9 runs.....	10-4
Scoring 10+ runs.....	12-0
Opponent 0-2 runs.....	9-2
Opponent 3-5 runs.....	11-11
Opponent 6-9 runs.....	6-8
Opponent 10+ runs.....	2-5
Scored in 1st inning.....	16-8
Opp. scored in 1st.....	6-12
Scores first.....	22-10
Opp. scores first.....	6-15
After 4 leading.....	18-6
After 4 trailing.....	8-14
After 4 tied.....	2-5
After 5 leading.....	14-4
After 5 trailing.....	6-17
After 5 tied.....	1-3
After 6 leading.....	15-1
After 6 trailing.....	4-17
After 6 tied.....	2-5
Hit 0 home runs.....	8-17
Hit 1 home run.....	8-5
Hit 2+ home runs.....	12-3
Opponent 0 home runs.....	17-14
Opponent 1 home run.....	8-4
Opponent 2+ HRs.....	3-7
Made 0 errors.....	17-9
Made 1 error.....	5-11
Made 2+ errors.....	6-5
Opp. made 0 errors.....	9-12
Opp. made 1 error.....	4-11
Opp. made 2+ errors.....	15-2
Out-hit opponent.....	26-2
Out-hit by opponent.....	0-21
Hits are tied.....	2-2
In February.....	5-7
In March.....	16-5
In April.....	8-7
In May.....	2-3

MISCELLANEOUS STATS

2024 Minnesota Softball
Miscellaneous Stats for Minnesota (as of May 06, 2024)
(All games)


Multiple Hit Games	2	3	4	5+	Total	Multiple RBI Games	2	3	4	5+	Total
Jess Oakland	22	3	2	-	27	Taylor Krapf	7	4	-	2	13
Kayla Chavez	13	2	-	-	15	Jess Oakland	1	3	2	4	10
Taylor Krapf	12	1	1	-	14	Sydney Strelow	6	3	-	-	9
Sydney Strelow	8	2	1	-	11	Kayla Chavez	6	2	1	-	9
Morgan DeBord	3	5	-	-	8	Nani Valencia	4	2	-	-	6
Nani Valencia	4	3	-	-	7	Morgan DeBord	2	3	1	-	6
Maddy Ehke	5	1	-	-	6	Maddy Ehke	3	-	-	1	4
Delanie Cox	3	2	-	-	5	Addison Leschber	4	-	-	-	4
Addison Leschber	2	1	-	-	3	Delanie Cox	2	1	-	-	3
Breezy Burnett	1	1	-	-	2	Brooklyn Jones	1	-	1	-	2
TEAM	73	21	4	0	98	Breezy Burnett	2	-	-	-	2
						TEAM	38	18	5	7	68

Hitting Streaks	Longest	Current	Reached Base Streaks	Longest	Current
Jess Oakland	12	3	Taylor Krapf	21	10
Sydney Strelow	10	5	Jess Oakland	18	7
Nani Valencia	9	-	Sydney Strelow	11	11
Kayla Chavez	7	1	Nani Valencia	10	-
Delanie Cox	6	6	Kayla Chavez	9	1
Taylor Krapf	5	3	Morgan DeBord	9	9
Morgan DeBord	5	-	Maddy Ehke	7	1
Maddy Ehke	4	-	Delanie Cox	7	6
Breezy Burnett	4	-	Addison Leschber	5	-
Addison Leschber	4	-	Breezy Burnett	5	4
Cassie Lindmark	2	2	Tara Wolocka	2	2
Brooklyn Jones	1	1	Brooklyn Jones	2	1
Sydney Schwartz	1	1	Cassie Lindmark	2	2
Tara Wolocka	1	1	Sydney Schwartz	1	1

UNIFORM TRACKER



Gray Top
Gray Pant



Gold Top
White Pant



Maroon Top
White Pant



Black Top
White Pant

COACHING RECORDS

Year	Coach	Record	Big Ten Finish	NCAA
1974	Linda Wells	5-8		
1975	Linda Wells	12-5		
1976	Jenny Johnson	16-4		
1977	Linda Wells	15-8	1-2*	T-4th*
1978	Linda Wells	38-14		
1979	Linda Wells	25-8	1-2*	T-4th*
1980	Linda Wells	18-21-1		
1981	Linda Wells	29-11	4-1*	1st*
1982	Linda Wells	15-15	0-2	T-6th
1983	Linda Wells	32-18	13-9	3rd
1984	Linda Wells	30-19	14-8	2nd
1985	Linda Wells	25-24	8-12	T-5th
1986	Linda Wells	28-23	15-9	T-1st
1987	Linda Wells	21-36	8-16	6th
1988	Linda Wells	31-25	15-8	1st
1989	Linda Wells	27-29	11-13	5th
1990	Teresa Wilson	31-32	12-12	T-4th
1991	Teresa Wilson	48-27	20-4	1st
1992	Lisa Bernstein	33-28-1	16-12	4th
1993	Lisa Bernstein	32-24	16-9	3rd
1994	Lisa Bernstein	19-43	4-24	8th
1995	Lisa Bernstein	27-29	15-13	4th
1996	Lisa Bernstein	44-18	17-6	2nd
1997	Lisa Bernstein	37-19	10-13	T-6th
1998	Lisa Bernstein	47-21	14-9	T-3rd
1999	Lisa Bernstein/Julie Stander	48-20	16-8	2nd*
2000	Lisa Bernstein/Julie Stander	31-28	4-13	T-9th
2001	Lisa Bernstein/Julie Stander	36-22-1	7-13	9th
2002	Lisa Bernstein/Julie Stander	38-21	7-8	8th
2003	Lisa Bernstein/Julie Stander	37-21-1	12-8	5th
2004	Lisa Bernstein/Julie Stander	33-23	10-10	5th
2005	Lisa Bernstein/Julie Stander	25-27	6-14	9th
2006	Lisa Bernstein/Julie Stander	17-33	1-17	11th
2007	Lisa Bernstein/Julie Stander	24-22	4-9	10th
2008	Lisa Bernstein/Julie Stander	29-16	9-7	4th
2009	Lisa Bernstein/Julie Stander	23-32	6-14	8th
2010	Lisa Bernstein/Julie Stander	16-37	2-17	11th
2011	Jessica Allister	31-24	9-11	T-6th
2012	Jessica Allister	31-22	10-14	T-9th
2013	Jessica Allister	36-19	14-6	3rd
2014	Jessica Allister	44-12	16-6	3rd*
2015	Jessica Allister	49-11	20-3	2nd
2016	Jessica Allister	43-14	19-3	2nd*
2017	Jessica Allister	58-5	21-1	1st*
2018	Jamie Trachsel	41-17	17-4	2nd*
2019	Jamie Trachsel	46-14	20-2	2nd
2020	Jamie Trachsel	15-9-1	0-0	n/a
2021	Piper Ritter	31-13	28-11	9th
2022	Piper Ritter	27-26	11-12	1-2
2023	Piper Ritter	38-19	17-6	1-2
2024	Piper Ritter	28-25	13-10	

Totals

Program Overall: 1,530-1,016-6 (.601)

Big Ten Record: 478-401 (.453)

NCAA Tournament Record: 29-35 (.453)

* Denotes Big-Ten Tournament Champions

* Note that the 1974-1981 seasons were prior to Big Ten women's athletics incorporation.

SCORE BY INNING

	1st	2nd	3rd	4th	5th	6th	7th	8th	9th	10th+	Total
Minnesota	45	43	49	38	58	47	28	2	9	0	319
Opponent	35	29	36	45	47	46	29	1	1	0	269



THE LAST TIME MINNESOTA...

Scored 10+ runs in a game	10 vs. Illinois (5/8/24)
Scored 15+ runs in a game	16 vs. Illinois (3/30/24)
Scored 20+ runs in a game	20 vs. Jacksonville (3/6/16)
Recorded 15+ hits in a game	16 vs. Ohio State (4/6/24)
Scored 10+ runs in an inning	10 vs. Ohio State (4/6/24)
Stole five or more bases in a game	7 vs. Rutgers (3/11/21)
Hit five or more home runs in game	7 vs. Illinois (3/30/24)
Hit back-to-back home runs	Jess Oakland/Kayla Chavez vs. Indiana (4/13/24)
Hit back-to-back-to-back home runs	Kayla Chavez/Taylor Krapf/Addison Leschber vs. Texa A&M Commerce (2/24/23)
Defeated ranked opponent at home	8-0 vs. #6 Northwestern (5/7/22)
Defeated ranked opponent on the road	5-3 vs. #10 Clemson (3/7/24)
Defeated ranked opponent at a neutral site	4-3 vs. #22 Arizona State (3/18/23)
Won a run-rule game	14-6 (6 innings) vs. Ohio State (4/6/24)
Lost a run-rule game	2-11 (5 innings) vs. Nebraska (5/9/24)
Won an extra-inning game	10-7 vs. Illinois (5/8/24)
Lost an extra-inning game	2-3 (8 innings) vs. #25 Kentucky (2/11/24)
Was No-Hit	3-0 vs. Wisconsin (4/17/24)
Turned a triple play	vs. Northwestern (4/16/1997)

THE LAST TIME A GOPHER...

Recorded 4+ hits in a game	4, Taylor Krapf vs. Ohio State (4/6/24)
Scored 4+ runs in a game	4, Jess Oakland vs. Illinois (3/30/24)
Drove in 4+ runs in a game	5, Jess Oakland vs. Illinois (3/30/24)
Hit 2+ home runs in a game	2, Taylor Krapf vs. Iowa (4/27/24)
Hit a grand slam	Brooklyn Jones vs. Ohio State (4/6/24)
Hit for the cycle	Has not happened since at least 2012
Stole 2+ bases in a game	2, Breezy Burnett vs. Fordham (3/2/24)
Had a walk-off hit	Addison Leschber vs. Ohio State (4/6/24)
Had a walk-off home run	Taylor Krapf, 3-run, vs. Illinois (5/8/24)

THE LAST TIME A GOPHER PITCHER...

Struck out 10+ batters	12, Autumn Pease vs Iowa (4/22/23)
Struck out 15+ batters	15, Sara Groenewegen at Wisconsin (4/19/17)
Threw a no-hitter	Autumn Pease vs. Nebraska (4/17/21)
Threw a perfect game	Amber Fiser at Purdue (4/27/18)



BREEZY BURNETT

1

Outfielder

Jr. | 5-7 | R/R

Jacksonville, Fla. | Trinity Christian Academy

Season High

5 at Clemson (3/7/24)..... AB 5 at Clemson (3/7/24)
2 (3x) at Iowa (4/28/24)..... R 2 (3x) at Iowa (4/28/24)
3 vs Illinois (5/8/24)..... H 3 (2x) vs Illinois (5/8/24)
1 (5x) vs Nebraska (5/5/24)..... 2B 1 (8x) vs Nebraska (5/5/24)
..... 3B 1 at Cal State Fullerton (3/4/23)
1 at Charlotte (3/3/24)..... HR 1 (6x) at Charlotte (3/3/24)
2 (2x) vs Nebraska (5/5/24)..... RBI 4 at Northwestern (3/24/23)
2 vs Fordham (3/2/24)..... SB 2 vs Fordham (3/2/24)

Career High

YEAR	AVG	GP-GS	AB	R	H	2B	3B	HR	RBI	TB	SLG%	BB	HBP	SO	GDP	OB%	SB-ATT
2023	.223	54-41	94	14	21	3	1	5	17	41	.436	7	1	28	0	.284	9-10
2024	.236	53-53	127	27	30	5	0	1	12	35	.299	15	2	28	0	.322	14-14
TOTAL	.231	107-94	221	41	51	8	1	6	29	76	.357	22	3	56	0	.306	23-24



TINLEY EASTON

2

Infielder

Fr. | 5-4 | R/R

Lexington, Ky. | Bates Creek HS

Season High

5 (2x) at Maryland (3/22/24)..... AB 5 (4x) at Maryland (3/22/24)
4 vs Fordham (3/2/24)..... R 4 vs Fordham (3/2/24)
4 at Maryland (3/22/24)..... H 4 at Maryland (3/22/24)
2 at Illinois (3/30/24)..... 2B 2 (3x) at Illinois (3/30/24)
1 (2x) at Illinois (3/30/24)..... 3B 1 (4x) at Illinois (3/30/24)
1 (5x) vs Nebraska (5/4/24)..... HR 1 (22x) vs Nebraska (5/4/24)
3 (3x) vs Ohio State (4/6/24)..... RBI 4 at Ohio State (4/29/23)

Career High

YEAR	AVG	GP-GS	AB	R	H	2B	3B	HR	RBI	TB	SLG%	BB	HBP	SO	GDP	OB%	SB-ATT
2020	.261	24-23	69	7	18	4	0	1	16	25	.362	10	2	14	1	.370	0-1
2021	.202	41-38	109	15	22	3	1	3	17	36	.330	15	9	23	0	.343	4-6
2022	.225	54-54	138	28	31	6	1	7	25	60	.435	25	7	31	0	.368	1-1
2023	.219	57-57	151	27	33	10	0	5	22	58	.384	15	7	23	2	.314	3-3
2024	.314	51-51	156	35	49	12	2	5	36	80	.513	35	2	17	0	.443	2-2
TOTAL	.246	227-223	623	107	153	35	4	21	116	259	.416	100	27	108	3	.371	10-13



MARGARET TOBIAS

3

Infielder

Fr. | 5-5 | L/R

Urbandale, Iowa | Dowling Catholic HS

Season High

5 vs Ohio State (4/6/24)..... AB 5 (2x) vs Ohio State (4/6/24)
2 (2x) at Maryland (3/22/24)..... R 2 (3x) vs Georgia Tech (2/16/24)
3 vs Georgia Tech (2/16/24)..... H 3 vs Georgia Tech (2/16/24)
1 (8x) vs Nebraska (5/3/24)..... 2B 1 (12x) vs Nebraska (5/3/24)
..... 3B
1 (3x) at Maryland (3/24/24)..... HR 2 vs Oregon (3/3/23)
2 (4x) at Maryland (3/14/24)..... RBI 3 (2x) at UNC (2/18/23)

Career High

YEAR	AVG	GP-GS	AB	R	H	2B	3B	HR	RBI	TB	SLG%	BB	HBP	SO	GDP	OB%	SB-ATT
2023	.228	47-22	79	12	18	4	0	4	14	34	.430	10	3	21	0	.337	0-0
2024	.200	45-31	105	11	21	8	0	3	12	38	.362	16	3	13	0	.323	1-3
TOTAL	.212	92-53	184	23	39	12	0	7	26	72	.391	26	6	34	0	.329	1-3





MAGGIE WERNER

4

Infielder

Jr. | 5-10 | R/R

Hortonville, Wis. | Hortonville HS

Season High

Career High

1 (2x) at Illinois (3/30/24) AB 1 (2x) at Illinois (3/30/24)
1 (6x) vs Ohio State (4/6/24) R 1 (6x) vs Ohio State (4/6/24)
..... H
..... 2B
..... 3B
..... HR
..... RBI

YEAR	AVG	GP-GS	AB	R	H	2B	3B	HR	RBI	TB	SLG%	BB	HBP	SO	GDP	OB%	SB-ATT
2023	.000	0-0	0	0	0	0	0	0	0	0	.000	0	0	0	0	.000	0-0
2024	.000	24-0	2	8	0	0	0	0	0	0	.000	0	0	1	0	.000	0-0
TOTAL	.000	24-0	2	8	0	0	0	0	0	0	.000	0	0	1	0	.000	0-0



NATALIE SUSA

5

RHP

Fr. | 5-7 | L/R

Macedonia, Ohio | Walsh Jesuit HS

Season High

Career High

5 at (2x) at Illinois (3/29/24) AB 5 at (2x) at Illinois (3/29/24)
3 vs UNCG (3/5/24) R 3 vs UNCG (3/5/24)
3 (5x) vs Ohio State (4/6/24) H 3 (5x) vs Ohio State (4/6/24)
1 (8x) vs Iowa (4/29/24) 2B 1 (8x) vs Iowa (4/29/24)
1 vs Longwood (3/8/24) 3B 1 vs Longwood (3/8/24)
1 (3x) vs Ohio State (4/6/24) HR 1 (3x) vs Ohio State (4/6/24)
4 vs Ohio State (4/6/24) RBI 4 vs Ohio State (4/6/24)

YEAR	AVG	GP-GS	AB	R	H	2B	3B	HR	RBI	TB	SLG%	BB	HBP	SO	GDP	OB%	SB-ATT
2024	.350	50-51	140	33	49	8	1	3	27	68	.468	13	1	15	0	.406	5-8
TOTAL	.350	50-51	140	33	49	8	1	3	27	68	.468	13	1	15	0	.406	5-8



LUCY HOOPER

6

Infielder

So. | 5-2 | L/R

Valley Center, Kan. | Valley Center HS

Season High

Career High

1 vs Charlotte (3/4/24) AB 1 vs Charlotte (3/4/24)
1 (11x) vs Nebraska (5/5/24) R 1 (11x) vs Nebraska (5/5/24)
..... H
..... 2B
..... 3B
..... HR
..... RBI
1 at Indiana (4/12/24) SB 1 at Indiana (4/12/24)

YEAR	AVG	GP-GS	AB	R	H	2B	3B	HR	RBI	TB	SLG%	BB	HBP	SO	GDP	OB%	SB-ATT
2024	.000	31-0	1	12	0	0	0	0	0	0	.000	0	0	0	0	.000	1-1
TOTAL	.000	31-0	1	12	0	0	0	0	0	0	.000	0	0	0	0	.000	1-1



CAMERON GRAYSON

7

Pitcher
So. I 5-5 I R/R
Noblesville, Ind. I Noblesville HS

Season High	Career High
AB	AB
1 (3x) vs Ohio State (4/6/24)	1 (3x) vs Ohio State (4/6/24)
H	H
2B	2B
3B	3B
HR	HR
RBI	RBI

Season High	Career High
4.0 at Iowa (4/28/24)	4.0 at Iowa (4/28/24)
5 at Indiana (4/13/24)	5 at Indiana (4/13/24)
4 (3x) vs. Nebraska (5/9/24)	4 (3x) vs Nebraska (5/9/24)
4 (2x) vs Nebraska (5/9/24)	4 (2x) vs Nebraska (5/9/24)
2 at Iowa (4/28/24)	2 at Iowa (4/28/24)
IP	IP
H	H
R	R
ER	ER
BB	BB

YEAR	AVG	GP-GS	AB	R	H	2B	3B	HR	RBI	TB	SLG%	BB	HBP	SO	GDP	OB%	SB-ATT
2024	.000	8-0	0	3	0	0	0	0	0	0	.000	0	0	0	0	.000	1-1
TOTAL	.000	8-0	0	3	0	0	0	0	0	0	.000	0	0	0	0	.000	1-1

YEAR	ERA	W-L	APP	GS	CG	SHO	SV	IP	H	R	ER	BB	SO	B/AVG	WP
2024	3.50	0-0	7	0	0	0	0	12.0	15	10	6	3	4	.333	1
TOTAL	3.50	0-0	7	0	0	0	0	12.0	15	10	6	3	4	.333	1



TARA WOLOCKO

8

Catcher
So. I 5-3 I R/R
Kingwood, Texas I Kingwood HS

Season High	Career High
3 vs Longwood (3/8/24)	3 vs Longwood (3/8/24)
1 at Illinois (3/30/24)	1 at Illinois (3/30/24)
1 at Illinois (3/30/24)	1 at Illinois (3/30/24)
2B	2B
3B	3B
HR	HR
RBI	RBI
SB	SB

YEAR	AVG	GP-GS	AB	R	H	2B	3B	HR	RBI	TB	SLG%	BB	HBP	SO	GDP	OB%	SB-ATT
2024	.167	9-7	6	1	1	0	0	0	0	1	.167	1	0	0	0	.286	0-0
TOTAL	.167	9-7	6	1	1	0	0	0	0	1	.167	1	0	0	0	.286	0-0



CAMERON CHARD

10

Catcher
Fr. I 5-9 I R/R
Belle Plaine, Minn. I Belle Plaine HS

Season High	Career High
6 at Maryland (3/22/24)	6 at Maryland (3/22/24)
4 (3x) vs Rutgers (4/20/24)	4 (3x) vs Rutgers (4/20/24)
4 at Maryland (3/22/24)	4 at Maryland (3/22/24)
2 (3x) vs Nebraska (5/4/24)	2 (4x) vs Nebraska (5/4/24)
3 at Illinois (3/30/24)	3 at Illinois (3/30/24)
5 (4x) vs Wisconsin (4/17/24)	5 (4x) vs Wisconsin (4/17/24)
AB	AB
R	R
H	H
2B	2B
3B	3B
HR	HR
RBI	RBI

YEAR	AVG	GP-GS	AB	R	H	2B	3B	HR	RBI	TB	SLG%	BB	HBP	SO	GDP	OB%	SB-ATT
TOTAL																	





SYDNEY SCHWARTZ

11

Pitcher/Infielder

Jr. | 5-10 | R/R

Victoria, Minn. | Chanhassen HS

Season High	Career High
3 (3x) vs Kentucky (2/10/24)	AB..... 3 (3x) at Ohio State (4/29/23)
1 at San Diego State (2/9/24)	R..... 4 at Wisconsin (4/25/23)
1 at San Diego State (2/9/24)	H..... 1 (4x) at Ohio State (4/28/23)
	2B..... 1 (2x) at Ohio State (4/28/23)
	3B.....
	HR..... 1 at Wisconsin (4/25/23)
	RBI..... 2 (2x) at Wisconsin (2/25/23)
	SB.....

Season High	Career High/Low
5.2 vs Stanford (2/10/24)	IP..... 5.2 vs Stanford (2/10/24)
6 vs Georgia Tech (2/16/24)	H..... 8 at UNC (2/18/23)
6 vs Georgia Tech (2/16/24)	R..... 8 at UNC (2/18/23)
3 vs Stanford (2/10/24)	ER..... 7 at UNC (2/18/23)
4 vs Kentucky (2/10/24)	BB..... 4 (3x) vs Kentucky (2/10/24)
6 vs Stanford (2/10/24)	SO..... 6 vs Stanford (2/10/24)
	NP.....

YEAR	AVG	GP-GS	AB	R	H	2B	3B	HR	RBI	TB	SLG%	BB	HBP	SO	GDP	OB%	SB-ATT
2023	.212	37-11	33	3	7	2	0	1	5	12	.364	2	0	8	1	.257	0-0
2024	.133	11-4	15	1	2	0	0	0	0		.133	0	0	5	0	.133	0-0
TOTAL	.188	48-15	48	4	9	2	0	1	5		.292	2	0	13	1	.220	0-0

YEAR	ERA	W-L	APP	GS	CG	SHO	SV	IP	H	R	ER	BB	SO	B/AVG	WP
2023	3.65	2-2	22	1	0	0	0	48.0	44	29	25	22	25	.247	2
2024	3.21	3-2	10	1	0	0	1	28.1	27	22	13	18	18	.245	1
TOTAL	3.48	5-4	32	2	0	0	1	76.1	71	51	38	40	43	.247	3



MACY RICHARDSON

12

Pitcher

So. | 5-6 | R

Tecumseh, Neb. | Sterling Public Schools

Season High	Career High
7.0 (2x) vs Nebraska (5/5/24)	IP..... 7.0 (2x) vs Nebraska (5/5/24)
11 vs Rutgers (4/19/24)	H..... 11 vs Rutgers (4/19/24)
6 vs Rutgers (4/20/24)	R..... 6 vs Rutgers (4/19/24)
6 vs Rutgers (4/19/24)	ER..... 6 vs Rutgers (4/19/24)
3 (3x) at Indiana (4/23/24)	BB..... 3 (3x) at Indiana (4/23/24)
5 (2x) vs Nebraska (5/5/24)	SO..... 5 (2x) vs Nebraska (5/5/24)

YEAR	ERA	W-L	APP	GS	CG	SHO	SV	IP	H	R	ER	BB	SO	B/AVG	WP
2024	5.48	7-5	27	10	2	0/1	0	84.1	112	54	66	36	52	.318	2
TOTAL	5.48	7-5	27	10	2	0/1	0	84.1	112	54	66	36	52	.318	2



TAYLOR KRAPF

13

Catcher

Sr. | 6-0 | R/R

Oviedo, Fla. | Duke

Season High	Career High
5 vs Iowa (4/28/24)	AB..... 5 vs Iowa (4/28/24)
2 (6x) vs Iowa (4/27/24)	R..... 3 vs TAMC (2/24/23)
4 vs Ohio State (4/6/24)	H..... 4 vs Ohio State (4/6/24)
3 vs Ohio State (4/6/24)	2B..... 3 vs Ohio State (4/6/24)
	3B..... 1 vs WKU (2/12/23)
2 (2x) vs Iowa (4/27/24)	HR..... 2 (2x) vs Iowa (4/27/24)
7 at Illinois (3/29/24)	RBI..... 7 at Illinois (3/29/24)

YEAR	AVG	GP-GS	AB	R	H	2B	3B	HR	RBI	TB	SLG%	BB	HBP	SO	GDP	OB%	SB-ATT
2023	.342	57-57	158	29	54	8	1	14	48	106	.671	25	8	18	2	.446	0-0
2024	.311	51-51	161	24	50	14	0	11	52	93	.600	22	13	15	0	.427	1-2
TOTAL	.329	108-108	319	53	104	22	1	25	102	199	.636	47	21	33	2	.437	1-2



REILI GARDNER

18

Infielder

Gr. I 5-6 | L/R

Oyersville, Iowa | Illinois State

Season High

AB	1(4x) St. Thomas (3/12/23)
R	1 (6x) vs Drake (3/12/23)
H	1 vs St. Thomas (3/12/23)
2B	
3B	
HR	
RBI	
SB	

Career High

AB	1(4x) St. Thomas (3/12/23)
R	1 (6x) vs Drake (3/12/23)
H	1 vs St. Thomas (3/12/23)
2B	
3B	
HR	
RBI	
SB	

YEAR	AVG	GP-GS	AB	R	H	2B	3B	HR	RBI	TB	SLG%	BB	HBP	SO	GDP	OB%	SB-ATT
2023	.250	20-3	4	6	1	0	0	0	0	1	.250	0	0	2	0	.250	0-1
2024	.000	0-0	0	0	0	0	0	0	0	0	.000	0	0	0	0	.000	0-0
TOTAL	.250	20-3	4	6	1	0	0	0	0	1	.250	0	0	2	0	.250	0-1



NANI VALENCECIA

21

Infielder

Jr. I 5-7 | R/R

Georgetown, Ky. | Scott County HS

Season High

5 vs New Mexico (2/25/24)	AB	5 vs New Mexico (2/25/24)
2 (2x) at Illinois (3/29/24)	R	2 (3x) at Illinois (3/29/24)
3 (3x) vs Nebraska (5/5/24)	H	3 (3x) vs Nebraska (5/5/24)
1 (8x) vs Nebraska (5/3/24)	2B	1 (10x) vs Nebraska (5/3/24)
	3B	

Career High

5 vs New Mexico (2/25/24)	AB	5 vs New Mexico (2/25/24)
2 (2x) at Illinois (3/29/24)	R	2 (3x) at Illinois (3/29/24)
3 (3x) vs Nebraska (5/5/24)	H	3 (3x) vs Nebraska (5/5/24)
1 (8x) vs Nebraska (5/3/24)	2B	1 (10x) vs Nebraska (5/3/24)
	3B	

1 (3x) vs Ohio State (4/6/24)	HR	1 (4x) vs Ohio State (4/6/24)
3 (2x) vs Ohio State (4/6/24)	RBI	3 (2x) vs Ohio State (4/6/24)

Season High

IP	2.2 vs Maryland (4/24/22)
H	7 vs Illinois (4/3/22)
R	9 vs Illinois (4/3/22)
ER	3 (2x) at Nebraska (4/15/22)
BB	4 vs Maryland (4/24/22)
SO	2 at Arizona State (2/17/22)
NP	58 vs Illinois (4/3/22)

Career High

IP	2.2 vs Maryland (4/24/22)
H	7 vs Illinois (4/3/22)
R	9 vs Illinois (4/3/22)
ER	3 (2x) at Nebraska (4/15/22)
BB	4 vs Maryland (4/24/22)
SO	2 at Arizona State (2/17/22)
NP	58 vs Illinois (4/3/22)

YEAR	AVG	GP-GS	AB	R	H	2B	3B	HR	RBI	TB	SLG%	BB	HBP	SO	GDP	OB%	SB-ATT
2022	.500	13-0	4	2	2	0	0	1	2	5	1.250	3	0	0	0	.714	0-0
2023	.236	37-15	72	7	17	4	0	0	6	21	.292	8	0	18	1	.313	0-0
2024	.288	47-38	118	16	34	8	1	3	21	53	.449	9	0	21	2	.333	1-1
TOTAL	.273	97-53	194	25	53	12	1	4	29	80	.407	20	0	39	3	.338	1-1

YEAR	ERA	W-L	APP	GS	CG	SHO	SV	IP	H	R	ER	BB	SO	B/AVG	WP
2022	5.68	1-1	9	0	0	0/0	0	12.1	20	21	10	10	.377	1	
TOTAL	5.68	1-1	9	0	0	0/0	0	12.1	20	21	10	10	.377	1	



JAE COSGRIFF

24

Outfielder

Fr. I 5-8 | R/R

Livermore, Calif. | Livermore HS

Season High

IP	
H	
R	
ER	
BB	
SO	

Career High

IP	
H	
R	
ER	
BB	
SO	

YEAR	AVG	GP-GS	AB	R	H	2B	3B	HR	RBI	TB	SLG%	BB	HBP	SO	GDP	OB%	SB-ATT
2025	.000	0-0	0	0	0	0	0	0	0	0	.000	0	0	0	0	.000	0-0
TOTAL	.000	0-0	0	0	0	0	0	0	0	0	.000	0	0	0	0	.000	0-0



BROOKLYN JONES

33

Outfielder

So. I 5-5 | R/R

Ramsey, Minn. | Anoka HS

Season High

5 vs Iowa (4/28/24)	AB	5 vs Iowa (4/28/24)
2 (2x) vs Ohio State (4/6/24)	R	2 (2x) vs Ohio State (4/6/24)
1 (4x) vs Iowa (4/28/24)	H	1 (4x) vs Iowa (4/28/24)
	2B	
	3B	
1 vs Ohio State (4/6/24)	HR	1 vs Ohio State (4/6/24)
4 vs Ohio State (4/6/24)	RBI	4 vs Ohio State (4/6/24)

Career High

5 vs Iowa (4/28/24)	AB	5 vs Iowa (4/28/24)
2 (2x) vs Ohio State (4/6/24)	R	2 (2x) vs Ohio State (4/6/24)
1 (4x) vs Iowa (4/28/24)	H	1 (4x) vs Iowa (4/28/24)
	2B	
	3B	
1 vs Ohio State (4/6/24)	HR	1 vs Ohio State (4/6/24)
4 vs Ohio State (4/6/24)	RBI	4 vs Ohio State (4/6/24)

YEAR	AVG	GP-GS	AB	R	H	2B	3B	HR	RBI	TB	SLG%	BB	HBP	SO	GDP	OB%	SB-ATT
2024	.235	13-1	17	2	4	0	1	6	7	7	.412	2	0	4	0	.400	0-0
TOTAL	.235	13-1	17	2	4	0	1	6	7	7	.412	2	0	4	0	.400	0-0





PRESLEY HOSICK

48

Pitcher

Jr. | 5-6 | R/R

Bakersfield, Calif. | Liberty HS

Season High

Career High

.....	IP
.....	H
.....	R
.....	ER
.....	BB
.....	SO

YEAR	AVG	GP-GS	AB	R	H	2B	3B	HR	RBI	TB	SLG%	BB	HBP	SO	GDP	OB%	SB-ATT
2022	.281	54-51	128	17	36	4	1	2	16	48	.375	10	4	15	0	.350	0-0
2023	.342	57-57	202	35	69	15	1	11	34	119	.589	7	3	23	0	.369	0-0
2024	.298	51-51	178	34	53	8	1	6	29	81	.455	17	4	15	0	.368	2-2
TOTAL	.311	162-159	508	86	158	27	3	19	79	248	.488	34	11	53	0	.364	2-2



KAYLA CHAVEZ

77

Infielder

Jr. | 5-6 | R/R

Chino Hills, Calif. | Chino Hills HS

Season High

Career High

5 (5x) vs Ohio State (4/6/24)	AB	6 at Michigan State (4/14/23)
2 (7x) vs Ohio State (4/6/24)	R	2 (13x) vs Ohio State (4/6/24)
3 (2x) vs Nebraska (5/5/24)	H	3 (2x) vs Nebraska (5/5/24)
1 (5x) vs Ohio State (4/6/24)	2B	2 vs Penn State (3/31/23)
1 vs Iowa (4/29/24)	3B	1 (3x) vs Iowa (4/29/24)
1 (5x) at Illinois (3/30/24)	HR	1 (14x) at Illinois (3/30/24)
4 at North Texas (2/23/24)	RBI	5 at Cal State Fullerton (3/4/23)

YEAR	AVG	GP-GS	AB	R	H	2B	3B	HR	RBI	TB	SLG%	BB	HBP	SO	GDP	OB%	SB-ATT
2022	.281	54-51	128	17	36	4	1	2	16	48	.375	10	4	15	0	.350	0-0
2023	.342	57-57	202	35	69	15	1	11	34	119	.589	7	3	23	0	.369	0-0
2024	.298	51-51	178	34	53	8	1	6	29	81	.455	17	4	15	0	.368	2-2
TOTAL	.311	162-159	508	86	158	27	3	19	79	248	.488	34	11	53	0	.364	2-2



JESSA SNIPPES

81

Pitcher

Fr. | 5-9 | R/R

Rosemount, Minn. | Rosemount HS

Season High

Career High

1.0 vs Washington (2/16/24)	IP	1.0 vs Washington (2/16/24)
3 vs Washington (2/16/24)	H	3 vs Washington (2/16/24)
1 (2x) vs Texas Tech (2/24/24)	R	1 (2x) vs Texas Tech (2/24/24)
1 vs Washington (2/16/24)	ER	1 vs Washington (2/16/24)
.....	BB
2 vs Texas Tech (2/24/24)	SO	2 vs Texas Tech (2/24/24)

YEAR	ERA	W-L	AP	GS	CG	SHO	SV	IP	H	R	ER	BB	SO	B/AVG	WP
2024	6.20	0-1	14	1	0	0	0	14.2	21	17	13	15	9	.344	5
TOTAL	6.66	0-1	14	1	0	0	0	14.2	21	17	13	15	9	.344	5

Overall Statistics

2024 Minnesota Softball Overall Statistics for Minnesota (as of May 05, 2024) (All games Sorted by Batting avg)

Record: 27-24 Home: 6-6 Away: 12-8 Neutral: 9-10 Conference: 13-10

Player	avg	ab	r	h	2b	3b	hr	rbi	tb	slg%	bb	so	cs	sf	ops	st	ob	ob-avg	go	a	e	fld%	
Jess Oakland	.456	51-51	166	68	76	19	0	19	56	.916	38	0	16	0	.654	1	0	8-4	71	116	13	.935	
Morgan DeBord	.350	51-50	140	33	49	8	1	3	27	.486	13	1	15	0	.406	1	11	5-8	92	5	1	.990	
Taylor Kropf	.316	51-51	156	28	49	14	0	10	48	.600	22	11	14	0	.427	4	0	1-2	218	19	5	.979	
Sydney Strelow	.314	51-51	156	35	49	12	2	5	37	.513	35	2	17	0	.443	1	1	2-2	110	105	5	.977	
Kevita Chavez	.296	51-51	178	34	58	8	1	6	29	.81	.456	17	4	15	0	.868	2	1	2-2	37	101	6	.958
Nani Valencia	.288	47-38	118	16	34	8	1	3	21	.53	.449	9	0	21	2	.333	2	0	1-1	35	1	2	.947
Delanie Cox	.276	50-41	106	17	29	7	1	0	18	.38	.362	20	1	16	0	.894	1	3	1-1	298	6	6	.981
Brooklyn Jones	.235	13-1	17	2	4	0	0	1	6	.7	.412	2	0	4	0	.316	0	0	0-0	0	0	1	.000
Cassie Lindmark	.231	6-6	18	0	8	0	0	0	0	.8	.231	1	2	1	0	.875	0	0	0-0	24	3	1	.964
Breezy Burnett	.223	51-51	121	25	27	5	0	1	11	.35	.289	14	2	28	0	.309	2	7	14-14	70	1	1	.986
Maddy Ehlers	.202	49-27	109	11	22	4	0	1	21	.29	.266	16	2	16	2	.807	1	1	0-0	0	0	0	.000
Addison Leschber	.200	45-31	105	11	21	8	0	3	12	.38	.362	16	3	13	0	.323	0	0	1-3	13	0	0	1.000
Tara Wolocka	.167	9-7	6	1	1	0	0	0	0	.1	.167	1	0	0	0	.286	0	1	0-0	15	3	0	1.000
Sydney Schwartz	.133	7-4	15	1	2	0	0	0	0	.2	.133	0	0	5	0	.133	0	0	0-0	26	13	0	1.000
Maele Warner	.000	24-0	2	8	0	0	0	0	0	.0	.000	0	0	1	0	.000	0	0	0-0	0	0	0	.000
Jessa Snippes	.000	1-1	1	0	0	0	0	0	0	.0	.000	0	0	1	0	.000	0	0	0-0	1	2	0	1.000
Lacie Uhlir	.000	1-0	1	1	0	0	0	0	0	.0	.000	0	0	0	0	.000	0	0	0-0	0	0	0	.000
Jacie Hambrick	.000	1-0	1	0	0	0	0	0	0	.0	.000	0	0	1	0	.000	0	0	0-0	1	26	0	1.000
Lucy Hooper	.000	31-0	1	11	0	0	0	0	0	.0	.000	0	0	0	0	.000	0	0	1-1	0	0	0	.000
Macy Richardson	.000	10-2	0	7	0	0	0	0	0	.0	.000	0	0	0	0	.000	0	0	1-1	1	13	1	.933
Cameron Grayson	.000	8-8	0	8	0	0	0	0	0	.0	.000	0	0	0	0	.000	0	0	1-1	0	2	0	1.000
Bri Enter	.000	1-1	0	0	0	0	0	0	0	.0	.000	0	0	0	0	.000	0	0	0-0	2	24	0	1.000
Totals	.297	51	1409	307	418	93	6	52	281	.679	.482	203	28	184	4	.392	15	25	33-40	1014	440	42	.972
Opponents	.302	51	1362	251	412	56	13	33	235	.593	.435	143	41	190	15	.381	19	29	29-36	1022	361	54	.962

LOB - Team (368), Opp (330). DPs turned - Team (35), Opp (21). CI - Team (0), Opp (1). IBB - Team (1), Oakland 1. Picked off - Cox 1.

(All games Sorted by Earned run avg)

Player	era	w-l	soo	os	oa	sho	er	to	h	r	er	bb	ee	2b	3b	hr	b/soo	wr	hr	bk	sho	era
Maddy Ehlers	0.00	0-0	1	1	0	0/0	0	0.0	0	0	0	0	0	0	0	0	.284	0	0	0	0	0
Bri Enter	3.16	12-7	29	20	4	0/0	1	110.2	123	55	50	33	67	14	1	10	.284	5	14	0	4	9
Sydney Schwartz	3.21	8-2	10	1	0	0/0	1	28.1	27	22	13	18	18	6	1	2	.246	1	4	0	2	4
Cameron Grayson	3.50	0-0	7	0	0	0/0	0	12.0	15	10	6	3	4	1	0	1	.333	1	0	0	4	2
Jacie Hambrick	4.89	6-9	32	17	2	0/1	1	98.0	120	84	65	48	43	21	6	9	.311	9	8	0	4	12
Macy Richardson	5.29	6-5	29	11	2	0/1	0	79.1	106	63	60	31	49	11	4	9	.328	1	12	0	4	2
Jessa Snippes	6.20	0-1	14	1	0	0/1	0	14.2	21	17	13	16	9	4	1	2	.328	6	3	0	1	0
Totals	4.27	27-24	51	51	8	1/1	3	338.0	412	251	206	143	190	56	13	33	.302	22	41	0	19	29
Opponents	5.16	24-27	51	51	16	7/0	0	340.2	418	307	251	203	184	93	6	52	.297	41	28	0	15	25

PB - Team (6), Kropf 4, Lindmark 1, Opp (12). Pickoffs - Team (0), Opp (1). SBA/ATT - Kropf (26-32), Enter (9-14), Richardson (10-11), Schwartz (4-4), Hambrick (8-4), Lindmark (4-4), Grayson (2-2), Snippes (1-1).



CONFERENCE STATISTICS

2024 Minnesota Softball Conference statistics for Minnesota (as of May 05, 2024) (Conference games only Sorted by Batting avg)

Record: 18-10 Home: 6-5 Away: 7-5 Conference: 13-10

Player	avg	ab	r	h	2b	3b	hr	rbi	tb	slr%	bb	bb	so	obp	slr%	sf	sh	obp	slr%	so	so	so	slr%
Jess Oakland	.514	23-23	74	36	36	14	0	11	27	86	1.149	21	0	7	0	.621	0	0	2-3	41	40	3	.967
Tara Wolocko	.500	4-3	2	1	1	0	0	0	0	1	.500	1	0	0	0	.667	0	0	0-0	3	0	0	1.000
Taylor Kropf	.376	23-23	72	17	27	9	0	8	29	60	.838	12	6	4	0	.495	1	0	0-1	81	7	1	.988
Sydney Strelow	.375	23-23	72	16	27	8	1	3	20	46	.639	17	1	6	0	.500	0	0	1-1	51	52	2	.981
Delanie Cox	.338	23-23	68	10	21	7	1	0	10	30	.476	11	0	9	0	.432	0	2	1-1	149	5	2	.987
Morgan DeBord	.313	23-22	67	13	21	5	0	2	17	32	.478	7	1	6	0	.382	1	5	1-1	50	4	1	.982
Nani Valencia	.318	23-23	64	11	20	2	0	2	11	26	.438	8	0	9	2	.878	2	0	0-0	25	1	2	.928
Kayla Chavez	.291	23-23	86	15	25	5	1	3	11	41	.477	4	2	9	0	.337	0	1	0-0	18	36	3	.947
Addison Leachner	.198	22-16	57	6	11	4	0	8	7	24	.421	8	3	8	0	.824	0	0	1-3	4	0	0	1.000
Brooklyn Jones	.188	11-1	16	2	3	0	0	1	4	6	.375	1	0	4	0	.235	0	0	0-0	0	0	1	.000
Breazy Barnett	.156	23-23	46	11	7	2	0	0	6	9	.200	6	2	10	0	.264	1	3	2-2	27	1	0	1.000
Maddy Ehike	.037	21-3	27	4	1	0	0	0	2	1	.037	7	1	7	0	.257	0	0	0-0	0	0	0	.000
Maddie Warner	.000	15-0	1	4	0	0	0	0	0	0	.000	0	0	0	0	.000	0	0	0-0	0	0	0	.000
Lacie Lilyquist	.000	1-0	1	1	0	0	0	0	0	0	.000	0	0	0	0	.000	0	0	0-0	0	0	0	.000
Cameron Grayson	.000	3-4	0	2	0	0	0	0	0	0	.000	0	0	0	0	.000	0	0	0-0	0	2	0	1.000
Macy Richardson	.000	3-2	0	1	0	0	0	0	0	0	.000	0	0	0	0	.000	0	0	0-0	1	11	0	1.000
Lucy Hooper	.000	14-0	0	6	0	0	0	0	0	0	.000	0	0	0	0	.000	0	0	1-1	0	0	0	.000
Bri Enter	.000	1-1	0	0	0	0	0	0	0	0	.000	0	0	0	0	.000	0	0	0-0	1	2	0	1.000
Totals	.312	23	647	157	202	56	3	33	143	363	.561	102	16	79	2	.416	5	11	9-13	452	182	15	.977
Opponents	.337	23	609	122	205	24	5	16	115	287	.471	61	19	78	8	.407	12	13	10-15	454	161	28	.956

LOB - Team (170), Opp (140). OPe turned - Team (22), Opp (11). IBB - Team (1), Oakland 1.

(Conference games only Sorted by Earned run avg)

Player	era	w-l	ab	of	on	sho	er	to	h	r	er	bb	so	2b	3b	hr	b/avg	wr	hr	bk	sf	sh
Cameron Grayson	3.82	0-0	6	0	0	0/0	0	11.0	15	10	6	8	3	1	0	1	.357	1	0	0	4	2
Jessa Snippes	4.20	0-0	9	0	0	0/1	0	8.1	9	8	5	7	6	3	0	0	.265	1	3	0	1	0
Jacke Hombrick	4.57	4-4	16	6	2	0/1	0	46.0	59	37	30	21	24	7	1	4	.319	2	4	0	3	7
Bri Enter	4.74	3-2	10	10	2	0/0	0	34.0	47	25	23	11	19	4	1	6	.343	1	4	0	1	2
Macy Richardson	5.73	6-4	16	7	1	0/1	0	51.1	75	42	42	19	26	9	8	6	.356	0	8	0	3	2
Totals	4.92	13-10	23	23	5	1/1	0	150.2	205	122	106	61	78	24	5	16	.337	5	19	0	12	13
Opponents	5.74	10-13	23	23	8	2/0	0	151.1	202	157	124	102	79	56	3	33	.312	16	16	0	5	11

PB - Team (3), Kropf 8, Opp (6). SBA/ATT - Kropf (10-15), Richardson (5-6), Enter (2-5), Hombrick (1-2), Grayson (2-2).

RADIO/TELEVISION ROSTER



1

Breezy Burnett
Jr. I OF | 5-7
Jacksonville, Fla.



2

Tinley Easton
Fr. I INF | 5-4
Lexington, Ky.



3

Margaret Tobias
Sr. I INF | 5-5
Urbandale, Iowa



4

Maggie Werner
Jr. I INF | 5-10
Greenville, Wis.



5

Natalie Susa
Fr. I RHP | 5-7
Macedonia, Ohio



6

Lucy Hooper
So. I INF | 5-2
Valley Center, Kan.



7

Cameron Grayson
So. I RHP/UT | 5-5
Noblesville, Ind.



8

Tara Wolocko
So. I C/UT | 5-3
Kingwood, Texas



10

Cameron Chard
Fr. I C | 5-9
Belle Plaine, Minn.




11

Sydney Schwartz
Jr. I P/INF | 5-10
Victoria, Minn.



12

Macy Richardson
So. I RHP | 5-6
Tecumseh, Neb.



13

Taylor Krapf
Sr. I C | 6-0
Oviedo, Fla.



18

Reili Gardner
Gr. I OF | 5-6
Dyersville, Iowa



21

Nani Valencia
Sr. I INF | 5-7
Georgetown, Ky.



24

Jae Cosgriff
Fr. I OF | 5-8
Livermore, Calif.



33

Brooklyn Jones
So. I OF | 5-5
Anoka, Minn.




48

Presley Hosick
Jr. I P | 5-6
Chino Hills, Calif.



81

Kayla Chavez
Sr. I INF | 5-6
Chino Hills, Calif.



81

Jessa Snippes
So. I RHP | 5-9
Rosemount, Minn.

