

# 2022 Sun Devil Baseball

## GAME NOTES - CALIFORNIA

### ARIZONA STATE

11-15 (3-3 Pac-12)  
@ASU\_Baseball  
@TheSunDevils

#### CALIFORNIA

April 1-3

6:30 p.m./6 p.m./12:30 p.m.

Phoenix Municipal Stadium

Phoenix, Ariz.

Watch: ASU Live Stream

Radio: KDUS 1060 AM

### CALIFORNIA

11-13 (4-5 Pac-12)  
@CalBaseball  
@CalAthletics

Five-Time NCAA Champions (1965, 1967, 1969, 1977, 1981) | 22 College World Series Appearances | 21 Conference Championships | 129 All-Americans | 14 National Players of the Year | 12 College Baseball Hall of Famers



ASU\_BASEBALL



SUN DEVIL BASEBALL



ASU\_BASEBALL

#### MEDIA RELATIONS CONTACT

Jeremy Hawkes

jdhawkes@asu.edu | C: 520-403-0121 | O: 480-965-9544

#### #10THINGS (Twitter-Friendly Notes)

1. The Sun Devil defense has turned 24 double plays so far this season, a total good for 9th in the nation.
2. Sun Devil pitchers inherited 205 runners in the last year and just 58 to score (28.3 percent). That tally sits at 90/31 (34.4%) this season.
3. The Sun Devils are 19th in the nation with 58 doubles this season and have at least one double in 23 of 26 games.
4. Ethan Long has extended his reached base streak to a team-leading 19 games with his RBI double against UNLV.
5. Joe Lampe already has 20 extra-base hits this season, which matches his grand total of 20 last year.
6. Joe Lampe is one of just nine players in the country current in the Top-50 in both doubles (11) and home runs (8).
7. Twice this season, the Sun Devils have rallied back from a five-run deficit to either tie or take the lead (win vs. USF, tie and then loss vs. UNLV).
8. Ethan Long slashed .167/.308/.233 in first nine games this year. Since (17 games), he sits at .403/.465/.710.
9. Despite missing two games, Sean McLain has recorded a Pac-12 leading 81 defensive assists this season - six more than anyone else.
10. No Pac-12 catcher has thrown out more attempted basestealers than Nate Baez's 6 - notable as he wasn't a catcher at this point last year.

#### #BYTHENUMBERS

**Joe Lampe has 20 extra-base hits (11 doubles, 1 triple, 8 homers in 26 games this season, already matching his total for the entirety of 20.** Lampe is one of just nine players in Division I baseball to currently rank in the Top 50 in both doubles (t-25th) and homers (t-45th). Lampe's .667 slugging percentage is .113 points higher than any of his teammates. Lampe has been Mr. Everything for the Sun Devils this season, easily leading the team with eight stolen bases (5 more than any other player) while playing errorless centerfield with 62 putouts, 2 assists and not a single error.

**Ethan Long has reached base in 19 straight games, the active leader in the Sun Devil clubhouse.** In ASU's first 9 games this season, Long was last among ASU starters with a .167 average and last slugging at .233 while reaching base at just a .308 clip - 2nd-worst. He had just two extra base hits and only three RBI. In the 17 games since, it has been the complete reverse: he leads the team in all three slash categories at .403/.465/.710 (.089/.067/.025 higher than the next closest teammate in each) with a team-best 17 RBIs with 10 XBH and 4 homers

**ASU has gotten 9 quality starts out of its pitchers in 26 games this season.** For perspective, ASU had just nine TOTAL quality starts last season and didn't get its 9th until May 15. Adam Tulloch, Kyle Luckham, Tyler Meyer and Jacob Walker have handled the lion's share of duties, recording all but 2.2 of ASU's 118.0 innings out of starters this year (97.7 percent). Last season, ASU's "top four" starters accounted for just 74.4 percent of the team's starter innings. Already, Meyer (30.2) and Walker (17.2) have more innings than the third and fourth-highest starter numbers on ASU

**Deuces have wild for the Sun Devils this season with ASU excelling in two categories on the year: doubles by the offense and double plays turned by the defense.** ASU has turned 24 double plays on the year - good for 9th among all Division 1 programs. Additionally, ASU has 58 doubles on offense so far this year - good for 19th in Division 1 baseball. ASU has doubled at least once in all but three games this season and has multiple doubles in 16 of 26 games. Joe Lampe's 11 doubles are 25th in the nation.

#### 2022 @ASU BASEBALL Schedule

Date	Opponent	Time/Score
18-Feb	Dixie State	W, 3-1
19-Feb	Dixie State	L, 6-7 (10)
20-Feb	Dixie State	W, 17-8
22-Feb	Nevada #	W, 3-1
24-Feb	BYU	L, 2-4
25-Feb	BYU #	L, 5-6
26-Feb	BYU	L, 3-19
1-March	Oklahoma State#	L, 5-7
2-March	Oklahoma State	L, 6-11
4-March	@ San Diego State	W, 13-5
5-March	@ San Diego State	W, 6-4
6-March	@ San Diego State	L, 3-4
8-March	@ UC Irvine	L, 3-4
9-March	@ UC Irvine	L, 2-3 (12)
11-March	San Francisco^	W, 8-5
12-March	San Francisco^	W, 4-2
13-March	San Francisco^	W, 17-10
13-March	Missouri^	L, 4-6
18-March	@ Oregon State*	L, 0-21
19-March	@ Oregon State*	L, 2-12
20-March	@ Oregon State*	W, 3-1
22-March	Grand Canyon	L, 5-7
25-March	Washington*#	W, 12-5
26-March	Washington*#	W, 5-3
27-March	Washington*#	L, 4-6 (11)
29-March	@ UNLV	L, 10-11
1-April	Cal*	6:30 p.m.
2-April	Cal*	6:00 p.m.
3-April	Cal*	12:30 p.m.
5-April	Arizona	6:00 p.m.
8-April	@ Stanford*	6:05 p.m.
9-April	@ Stanford*	2:05 p.m.
10-April	@ Stanford	1:05 p.m.
11-April	@ Santa Clara	6:00 p.m.
14-April	USC*	6:30 p.m.
15-April	USC*	6:00 p.m.
16-April	USC*	12:30 p.m.
19-April	CSUN	6:00 p.m.
22-April	@ Arizona*#	6:00 p.m.
23-April	@ Arizona*#	5:00 p.m.
24-April	@ Arizona*#	12:00 p.m.
26-April	UNLV	6:00 p.m.
29-April	@ UCLA*	6:00 p.m.
30-April	@ UCLA*	2:00 p.m.
1-May	@ UCLA*	1:00 p.m.
6-May	Utah*	6:30 p.m.
7-May	Utah*	6:00 p.m.
8-May	Utah*	12:30 p.m.
10-May	@ Grand Canyon	6:00 p.m.
13-May	Oregon*#	7:00 p.m.
14-May	Oregon*#	6:00 p.m.
15-May	Oregon*#	12:00 p.m.
19-May	@ Washington State*#	6:00 p.m.
20-May	@ Washington State*#	4:00 p.m.
21-May	@ Washington State*#	12:00 p.m.
25-29-May	Pac-12 Tournament	TBD

#### All times Arizona time

\* - Indicates a Pac-12 Conference game  
# - Indicates a Pac-12 Network Game  
^ - Indicates a Pac-12 Live Stream Game

#### PROJECTED STARTERS

ASU	ERA	W-L	IP	SO	BB	Opp. Avg
RHP Kyle Luckham	4.54	3-1	35.2	32	7	.270
RHP Tyler Meyer	3.78	2-0	33.1	33	14	.238
LHP Adam Tulloch	6.03	2-1	31.1	39	17	.224

CAL	ERA	W-L	IP	SO	BB	Opp. Avg
RHP Josh White	4.24	0-2	34.0	50	17	.246
RHP Joseph King	2.90	1-1	31.0	25	5	.277
LHP Ian May	3.63	1-0	22.1	26	8	.250

Team	Conference				Overall				Last 10	Streak	Home	Away	Neutral
	W	L	T	Pct	W	L	T	Pct					
Oregon	7	2	0	.778	18	7	0	.720	6-2	W 3	14-3	4-1	0-0
Oregon State	6	3	0	.667	19	5	0	.792	7-3	W 3	6-3	4-2	9-0
Arizona	6	3	0	.667	18	7	0	.720	7-3	W 1	11-5	4-2	3-0
Washington	5	4	0	.556	14	10	0	.583	5-5	W 2	6-3	8-7	0-0
UCLA	3	3	0	.500	16	8	0	.667	7-3	W 2	11-6	3-1	2-1
Arizona State	3	3	0	.500	11	15	0	.423	4-6	L 2	8-9	3-5	0-1
USC	4	5	0	.444	14	8	0	.636	4-6	L 1	10-5	4-3	0-0
Stanford	4	5	0	.444	12	8	0	.600	5-5	W 3	9-4	0-4	3-0
California	4	5	0	.444	11	13	0	.458	4-6	L 2	4-9	4-3	3-1
Utah	2	4	0	.333	15	9	1	.620	4-6	W 1	6-4	8-5-1	1-0
Washington State	1	8	0	.111	9	15	0	.375	2-8	L 8	2-2	3-10	4-3

Five-Time NCAA Champions (1965, 1967, 1969, 1977, 1981) | 22 College World Series Appearances | 21 Conference Championships

41 NCAA Postseason Appearances | 129 All-Americans | 14 National Players of the Year

459 Major League Baseball Draft Picks | 112 Major Leaguers | 12 College Baseball Hall of Fame Members

TWITTER: @ASU\_BASEBALL

INSTAGRAM: @ASU\_BASEBALL

FACEBOOK: SUNDEVILBASEBALL

# 2022 Sun Devil Baseball

## QUICK FACTS/MEDIA INFORMATION

### GENERAL INFORMATION

Location .....	Tempe, Ariz.
Founded .....	1885
Enrollment .....	128,788
Nickname .....	Sun Devils
School Colors .....	Maroon and Gold
Home Field .....	Phoenix Municipal Stadium
Capacity .....	5,300
Muni Dimensions .....	Lines: 333 (LF) 334 (RF) Alleys: 385 CF: 395
Surface .....	Grass
Affiliation .....	NCAA Div. I
Conference .....	Pac-12
President .....	Dr. Michael Crow
VP of Athletics .....	Ray Anderson
Athletic Dept. Phone .....	(480) 965-3482
Ticket Office Phone .....	(480) 727-0000
Athletics Department Address .....	Carson Student-Athlete Center
.....	500 East Veteran's Way
.....	P.O. Box 872505
.....	Tempe, AZ 85287-2505

### PROGRAM HISTORY

First Year of Baseball .....	1907 (7-2)
Start of NCAA Baseball .....	1959 (28-18-1)
All-Time Record .....	2956-1505-8 (.664)*
Modern Era Record (Since Joining NCAA) .....	2623-1161-4*
National Championships .....	5 ('65, '67, '69, '77, '81)
Years in CWS/Last .....	22 (2010)*
All-Time CWS Record .....	61-38 (.616)*
NCAA Appearances/Last .....	41 (2021)*
NCAA Tournament Record .....	171-82 (.676)*
Best Record All-time .....	64-6 (.914) - 1972
Last All-Americans .....	2021 (1)
.....	Ethan Long (Consensus)

\* - ASU vacated 44 wins, the Pac-10 title and the College World Series appearance from 2007. Records do not reflect the vacations.

### COACHING STAFF

Head Coach .....	Willie Bloomquist (1st Year)
Alma Mater .....	Arizona State (1999)
Record at ASU/Career Record (Years) .....	11-15 (1st Season)
Assistant Coach .....	Mike Goff (1st Year)
Assistant Coach/Pitching/Recruiting .....	Sam Peraza (1st Year)
Assistant Coach/Hitting .....	Travis Buck (1st Year)
Student Assistant Coach .....	Brady Corrigan (1st Year)
Dir. of Operations .....	Daniel Stolper (5th year)
Strength & Conditioning .....	Tim Gifford (1st year)
Athletic Trainer .....	Jesse Lowman (8th year)
Dir. of Community Relations .....	Armando Flores (15th year)

### SPORTS INFORMATION

Baseball Contact .....	Jeremy Hawkes
Office .....	480-965-9544
Cell .....	520-403-0121
E-Mail .....	jdhawkes@asu.edu
Director of Sports Information .....	Doug Tammaro
Email .....	tammaro@asu.edu

### 2021 RECAP

Overall Record .....	33-22
Conference record .....	16-14
Home record .....	22-11
Away record .....	10-10
Neutral site record .....	1-2
Postseason .....	NCAA Regional
Final national finish .....	T-33rd
Conference finish .....	T-5th
Players Drafted .....	5

## MEDIA INFORMATION

### Credentials

All credential requests should be sent via email to Jeremy Hawkes (jdhawkes@asu.edu).

### Interview Policy

Sun Devil Baseball's weekly media availability with vary week-to-week based on the season's schedule. Media Relations Director Jeremy Hawkes will reach out each week to confirm availability dates. Media planning to attend must contact Jeremy Hawkes (520-403-0121/ jdhawkes@asu.edu) ahead of time and inform him of their plans or to be added to the distribution list.

Throughout the season's schedule, ASU will host postgame interviews in the Omaha Room after each game. Media members should request players at the beginning of the ninth inning. Please contact Jeremy Hawkes or a member of the media relations staff in the press box to coordinate those interviews. Media members who wish to schedule an interview outside of practice must contact Jeremy Hawkes.

### Photography/Videography

Accommodations for B-Roll purposes at practice can be made through Jeremy Hawkes (jdhawkes@asu.edu). During games, credentials must be worn in plain view throughout the game and all photographers must adhere to painted lines and instructions given by security personnel and/or Arizona State staff members at all times. At no point during game action should a member of the media be on the field of play. Contact Jeremy Hawkes for any details regarding shooting game action.

### Media Highlights Policy

Highlights Include Pac-12 Networks/ESPN/FOX network broadcasts (including affiliates such as ABC and ESPNU and CBS sublicensed telecasts), all home hosted non-televised competitions including those that are live streamed and any other sport events in which the Pac-12 controls the exhibition rights. No third-party organization may post competition footage of any Pac-12 game, non-conference home game or other contest for which the Pac-12 controls the media rights on its website without a license to the content from the Pac-12 Networks or its licensing partner (Wazee Digital), with the exception of news window privileges described below. Alternatively, third parties are permitted to post video on their websites through the use of the Pac-12 Digital embeddable video player (embed code available at <http://video.pac-12.com>). Certified broadcast news outlets may use a maximum of 3 minutes of Pac-12 event footage on their regularly scheduled newscasts during the 48-hour news window following the conclusion of included events. If the highlights from a Pac-12 Networks production do not contain the Pac-12 Networks bug, the news outlet must insert "Courtesy of Pac-12 Networks" over the footage. Excerpts of those newscasts containing these highlights may also be posted to news providers' websites, but must be removed 48 hours after the conclusion of any included event, unless a license for that footage is obtained from Pac-12 Conference or its licensing Partner (Wazee Digital). Highlights may not be posted to YouTube, Facebook, or other social media properties.

### 2022 Media Coverage

The vast majority the Sun Devils games this season will be available to fans via the Pac-12 Network or the Pac-12 Live Stream online.

The Sun Devil Sports Radio Network is scheduled to broadcast 32-35 Sun Devil Baseball games this season between NBC Sports Radio AM 1060 and other affiliated radio stations. Fans can listen to the broadcasts on the radio or via the TuneIn app on [thesundevils.com](http://thesundevils.com). Links to the streaming audio can be found on the online baseball schedule.

Tim Healey is set to serve his 24th season as the "Voice of the Sun Devils" on baseball broadcasts and will be joined for the fifth-straight season by color analyst Max Rossiter, who was an all-conference catcher for the Devils from 2012-13.

# 2022 Sun Devil Baseball

## GAME NOTES/ROSTERS

**PHOENIX --** Sun Devil Baseball is in the middle of a home stand in which it plays eight games in the confines of Phoenix Municipal Stadium over a span of nine nine tilts - continuing this weekend with a three-game Pac-12 series against California before hosting Arizona next Tuesday in non-conference midweek action. ASU will open the series against Cal at 6:30 p.m. AZT on Friday, April 1, continuing Saturday at 6 p.m. and concluding Sunday at 12:30 p.m.

### Follow the Action

- This weekend's series against California will be available online through the ASU Live Stream.
- Additionally, the Cal series will be broadcast over the airwaves on KDUS 1060 AM all weekend with the Voice of the Sun Devils Tim Healey alongside analyst Max Rossiter.
- Fans are encouraged to follow along pre-game and in-game content and updates throughout the weekend on the Sun Devil Baseball Twitter account: @ASU\_Baseball, especially for key weather updates and time changes.

### On the Bears

- ASU leads the all-time series over the Bears, 123-69, and took two-of-three from Cal in Berkeley last season after dropping the Friday night opener.
- The Bears will keep the same pitching rotation for the third consecutive weekend, led by junior ace Josh White on Friday night. White (0-2, 4.24 ERA) struck out 10-plus batters in his first three starts of the season but is still seeking his first win. He's battled through a challenging start to Pac-12 play, having allowed 14 earned runs in 17.2 innings.
- Cal enters the weekend with the nation's 18th toughest schedule, having played 14 of 24 games against nationally-ranked opponents. The Bears are 7-7 in such games, most recently including an 8-7 win over then-No. 6 Oregon State last Saturday.
- Dylan Beavers is the Pac-12 leader in home runs (10) and ranks 13th nationally after hitting one long ball in each of Cal's three games against Oregon State last weekend. The junior right fielder additionally moved into a three-way tie for 10th in school history with 29 career home runs. Beavers (.265/.368/.612) leads the team with 27 RBI and 25 runs scored.

### Big Sean

- Sean McLain became a staple in the Sun Devil infield and batting order last season en route to being named a freshman All-American, Pac-12 All-Conference selection and ABCA All-West Region pick. McLain enters the season as the No. 33 overall collegiate prospect in the 2022 class, according to Baseball America.
- McLain has the longest reached-base streak of the Sun Devils this season at 22, but had it ended in the series finale against UW.
- McLain has a .302 average on the season and is tied for the team lead with 26 runs scored - tied with Joe Lampe and others for 6th in the Pac-12 this season.
- McLain has drawn 13 walks and a team-high six HBP - sixth most in the Pac-12 - giving him a .414 OBP.
- The sophomore has been ASU's best hitter with two outs with a .357 average on 10-of-28 hitting and has also been really ASU's only reliable option with a runner on third with less than two outs, recording an RBI 9-out-of-10 times - three more than any other player and tied with Jacob Tobias (6-of-7) as the only players to have one or fewer non-RBIs when in that situation.
- McLain has been a part of 17 (6th in the Pac-12) of ASU's 24 double plays this season and leads the Pac-12 with 81 defensive assists - six more than any other player.
- McLain recorded a 23-game hitting streak as a freshman last season - tied for the third-longest at ASU since 1998 with Andre Ethier's 2003 23-game hitting streak
- McLain was a Collegiate Baseball News freshman All-American, an ABCA All-West Region first team selection at second base and an honorable All-Pac-12 pick.
- He was second on the team with a .322 average on the year, just outside ASU's all-time freshman top-10 in the category. McLain led the team in multi-hit games last year with 23. His 10 multi-RBI games were second on the team. McLain had 17 doubles in the regular season, good for sixth in the Pac-12 and finished with 18 on the year - tied for third in ASU freshman history.
- He turned 48 double plays last season, two more than any other player in the league even including those with runs to the College World Series and 13 more than any other second baseman.

### I Love Lamp

- Joe Lampe has been a spark plug for the Sun Devils since he stepped foot on campus last year and that has continued this season.
- Lampe is third on the team with a .324 average and is tied with McLain for most runs at 26 - good for 6th in the league - and is also tied for the team lead with 20 RBIs.
- Lampe is one of just nine players in Division I baseball to rank in the Top-50 in both doubles (11, 25th) and homers (8, 45th).
- He is slugging .667 on the year - .113 points higher than any of his teammates and fifth in the Pac-12.
- His efforts are especially notable as he has 20 extra-base hits this season (11 doubles, 1 triple, 8 homers) after have 20 for the entirety of the 2021 campaign and he has already more than doubled his home run output from last year (13 doubles, 4 triples, 3 homers).

### NUMERICAL QUICK ROSTER

No.	Name	Cl.	Pos.	B/T
2	McLain, Sean	RS So.	INF	R/R
3	Cacchione, Dom	RS Jr.	RHP	R/R
4	La Flam, Luke	RS Jr.	RHP	R/R
5	Lampe, Joe	RS So.	OF	L/R
6	Murphy, Kai	RS So.	OF/LHP	L/L
7	Davis, Conor	RS Sr.	INF	R/R
8	Magee, Cam	Fr.	INF	L/R
9	Pivaroff, Blake	So.	INF/RHP	L/R
10	Bodlovich, Christian	RS So.	RHP	R/R
11	Higgins, Kade	So.	OF	L/R
12	Baez, Nate	RS So.	C/UTL	R/R
13	Meyer, Tyler	RS So.	RHP	R/R
15	Glenn, Jared	So.	RHP	L/R
17	Campos, Ryan	Fr.	C/UTL	L/R
18	Tobias, Jacob	Fr.	INF	L/R
19	Vander Kooi, Boyd	RS Sr.	RHP	R/R
21	Rogers, Will	Fr.	C/OF	R/R
23	Brueser, Michael	So.	OF	R/R
25	Levine, Will	RS Jr.	RHP	R/R
26	Osman, Graham	RS So.	LHP	L/L
27	Haas, Hunter	So.	INF	R/R
28	Brethowr, Ivan	Fr.	OF/INF	R/R
31	Hansell, Josh	So.	RHP	R/R
32	Rucker, Trey	Fr.	OF	R/R
33	Peery, Brock	So.	RHP	R/R
35	Long, Ethan	So.	INF	R/R
36	Tulloch, Adam	RS Jr.	LHP	L/L
37	Champagne, Alex	Fr.	INF	L/R
39	Cañez, Luis	Jr.	RHP	R/R
40	Webster, Chase	RS Jr.	RHP	R/R
41	Balholm, Bronson	RS Sr.	C	S/R
43	Marshall, Danny	RS So.	LHP	L/L
44	Luckham, Kyle	RS Jr.	RHP	R/R
45	Lucas, Andrew	RS Jr.	RHP	R/R
46	Walker, Jacob	RS Sr.	RHP	R/R

### ALPHABETICAL QUICK ROSTER

No.	Name	Cl.	Pos.	B/T
12	Baez, Nate	RS So.	C/UTL	R/R
41	Balholm, Bronson	RS Sr.	C	S/R
10	Bodlovich, Christian	RS So.	RHP	R/R
28	Brethowr, Ivan	Fr.	OF/INF	R/R
23	Brueser, Michael	So.	OF	R/R
3	Cacchione, Dom	RS Jr.	RHP	R/R
17	Campos, Ryan	Fr.	C/UTL	L/R
39	Cañez, Luis	Jr.	RHP	R/R
37	Champagne, Alex	Fr.	INF	L/R
7	Davis, Conor	RS Sr.	INF	R/R
15	Glenn, Jared	So.	RHP	L/R
27	Haas, Hunter	So.	INF	R/R
31	Hansell, Josh	So.	RHP	R/R
11	Higgins, Kade	So.	OF	L/R
4	La Flam, Luke	RS Jr.	RHP	R/R
5	Lampe, Joe	RS So.	OF	L/R
25	Levine, Will	RS Jr.	RHP	R/R
35	Long, Ethan	So.	INF	R/R
45	Lucas, Andrew	RS Jr.	RHP	R/R
44	Luckham, Kyle	RS Jr.	RHP	R/R
8	Magee, Cam	Fr.	INF	L/R
43	Marshall, Danny	RS So.	LHP	L/L
2	McLain, Sean	RS So.	INF	R/R
13	Meyer, Tyler	RS So.	RHP	R/R
6	Murphy, Kai	RS So.	OF/LHP	L/L
26	Osman, Graham	RS So.	LHP	L/L
33	Peery, Brock	So.	RHP	R/R
9	Pivaroff, Blake	So.	INF/RHP	L/R
21	Rogers, Will	Fr.	C/OF	R/R
32	Rucker, Trey	Fr.	OF	R/R
18	Tobias, Jacob	Fr.	INF	L/R
36	Tulloch, Adam	RS Jr.	LHP	L/L
19	Vander Kooi, Boyd	RS Sr.	RHP	R/R
46	Walker, Jacob	RS Sr.	RHP	R/R
40	Webster, Chase	RS Jr.	RHP	R/R



# 2022 Sun Devil Baseball

## GAME NOTES

- His 8 stolen bases have already surpassed his tally from last year and are tied for fourth in the Pac-12.
- He is also errorless in centerfield on 64 chances, recording two assists to go with 62 put outs.
- The redshirt sophomore showed off his toughness against #4 Oklahoma State, dislocating his shoulder in the first inning while attempting to steal a base. He popped it back in in the clubhouse, returned to the game and later recorded a single, stolen base and run scored.
- Last season, Lampe was one of three Sun Devils selected to the Pac-12 All-Defensive Team last after not posting an error in center field in conference games all year. He finished the season with just one error and a .993 fielding percentage and was also named a ABCA/Rawlings Gold Glove Finalist as an outfielder. In the opener against USC, Lampe recorded nine putouts - the most by an ASU center fielder since at least 1998. Hunter Bishop had eight in 2019 and no other player had more than seven.

### We Want EZ

- Ethan Long is tabbed as the No. 37 overall collegiate prospect in the 2022 MLB Draft class by Baseball America.
- The big bat was a little slow getting going this year, but Long has settled into a nice pace and now has three homers on the year and leads the team with 20 RBI and is second on the squad with 13 walks while bringing his average up to .326 and his OBP to .409.
- Long has four homers in the last 12 games after having none through the first 14.
- In ASU's first 9 games this season, Long was last among ASU starters with a .167 average and last slugging at .233 while reaching base at just a .308 clip - 2nd-worst. He had just two extra base hits and only three RBI. In the 17 games since, it has been the complete reverse: he leads the team in all three slash categories at .403/.465/.710 (.089/.067/.025 higher than the next closest teammate in each) with a team-best 17 RBIs with 10 XBH and 4 homers.
- In an area the Sun Devils have struggled with at times this season, Long is third on the team with a .306 average with runners in scoring position (11-of-36).
- Long made the transition to third base this season and so far has been largely efficient there with just three errors thus far on 51 chances.
- He was named the Pac-12 Player of the Week for the fourth time in his career following his efforts in the Washington series.
- Long became the 129th Sun Devil to be named an All-American last season, becoming a consensus selection after being named to teams by Collegiate Baseball News, NCBWA, and Baseball America
- Also earned two freshman All-America nods (CBN/NCBWA) and was a First Team All-Pac-12 pick as well as an ACBA All-West Region second team selection and Pac-12 All-Conference first team pick
- Long Finished the 2021 regular season 22nd nationally and second in the Pac-12 with 16 home runs while finishing 13th nationally and leading the league with a .725 slugging percentage on .340 hitting. He was sixth in the league with 53 RBI. His .340 average remained the same through the postseason, giving him the ninth-highest freshman average in Sun Devil history
- Finished with a team-best 54 RBI, tied with Barry Bonds for fourth in ASU freshman history while his 16 homers on the year surpassed Bonds for second in ASU freshman history behind only Spencer Torkelson (25) and good for Top-Five in the league.
- Behind Long's bat, ASU won five straight weekend series in the last half of the year. He began getting hot with his go-ahead two-RBI eighth inning double off potential Stanford All-American closer Zach Grech on April 16. In the 19-game stretch that started that night and lasted until his hitless weekend against USC in the penultimate series, Long bat .444 with 40 RBI, 15 home runs, eight doubles, a 1.181 slugging percentage, a .500 OBP and an absurd 1.681 OPS. Of his 32 hits in that span, 23 were for extra bases.
- Long was the only player in the Pac-12 to earn multiple Pac-12 Player of the Week nods this season, let alone three. He was the first Pac-12 player to win the honor three times in a season since Hunter Bishop in 2019. Andrew Vaughn of Cal was the last non-Sun Devil to accomplish the feat thrice in one season in 2018 when he was eventually named the Pac-12 Player of the Year.

### The Long Con-or

- Sun Devil super senior Conor Davis might be among the oldest players in college baseball, but there is not denying his impact on the Sun Devil program early on.
- After his senior season at Auburn was cut short due to the COVID-19 pandemic, Davis came to ASU as a graduate transfer expecting to fill some of the void left at first base with the departure of 2020 MLB No. 1 overall pick Spencer Torkelson. In ASU's very last fall scrimmage prior to the 2021 campaign, Davis blew out his knee and was forced to sit out the season with ACL surgery.
- Davis' appearance in the lineup on Opening Night was special regardless of the outcome but the "grandpa" - as his teammates call him - made it a night to remember as he launched a 1-2 offering to left field in his very first plate appearance in nearly two seasons - a solo shot that set the pace for ASU in a 3-1 victory.
- Davis is batting a team-best .327 on the season to go with a .431 OBP and a .520 slugging percentage.
- He has also drawn a team-best 17 walks this year - also good for ninth in the league. This including a four walk game against BYU that was tied for fifth in ASU single game history
- While ASU as a whole has struggled advancing runners, Davis has exceeded and done so a team-best 35 times on 56 chances (.625) - five more than any other player on the team.

### Nate the Great

- Nate Baez earned All-Pac-12 Honorable Mention accolades as a catcher, despite only playing behind the dish for only the last month and a half of the season.
- Baez has shown plenty of poise as the the team's Opening Day starter behind the dish, 11 assists (as a catcher) and throwing out six runners - a tally that leads the Pac-12 and includes throwing out San Francisco's Darius Foster, who came into that game 9-for-9 on stolen base attempts this season and was 33-for-37 in his career.
- He also has the versatility to play a number of positions and has seen action at second base, left field and designated hitter this season.
- Baez already has two grand slams this season - his only two homers of the year - marking him the first Sun Devil to have two in a season since Ike Davis in 2006.
- Baez is batting .292 on the year with 16 RBIs and it tied for third on the team with seven doubles.
- Nine of his 16 RBIs have come with two outs - a tally that also leads the team.
- Baez has the best average on the squad with runners in scoring position at .345 (10-of-29).
- Baez bat a team-best .362 over the final 14 games of the 2021 season with team highs in homers (8) and RBI (20) in that stretch while slugging a gaudy .915. All eight of his home runs came in those 14 games
- Finished the year with a .276 average with 26 starts and 41 games played
- All these numbers are notable as he didn't become a fixture in the starting lineup until the Cal series as he has fully taken on his role as the team's backstop, showing off his utility after coming to ASU as an infielder and spending much of his early career there prior to this current stretch.

### Welcome to the Jam

- The Sun Devils have made a recent habit of having its relief pitchers inherit baserunners and getting out of games with minimal damage done. Last season, ASU inherited 205 baserunners for the year and allowed just 58 to score (28.3 percent). That total was the second-lowest of any season since 1998 (28.1 percent in 2010).
- ASU's staff has inherited 90 baserunners this season and only 31 have scored (34.4 percent).
- Christian Bodlovich has inherited 38 runners in his career at ASU, with only seven scoring (18.4 percent), including an 2-for-16 count this season.
- Will Levine has been impressive in the category through his career as well with only 7-of-28 scoring and just one on nine chances this year.
- ASU has stranded 213 opponent baserunners this season - an average of 8.2 per game.

### Playing the Field

- The Sun Devils feature a moderately new look infield this year with only Sean McLain starting the season at the position he started last year - second base - and even he has seen more games at the shortstop position after Hunter Haas made the shift from third to shortstop to start the year but has missed several weeks to injury. ASU has "new" faces on the corner infield positions with Ethan Long and Conor Davis while catcher Nate Baez only played the position the final month of the year last season.
- Despite this, the Sun Devils are fielding .980 on the year - good for 16th nationally and second in Division I. Of the 15 teams ranked ahead of ASU, eight play their home games on artificial surfaces - unlike the natural grass at Muni.
- ASU has turned 24 double plays on the year - a tally good for 9th in Division I.
- ASU has had one or fewer errors in 20 of 26 games this year.
- Sean McLain has six more defensive assists than any player in the Pac-12 (81) despite missing two games. He has turned 17 double plays as well - 6th in the league
- Nate Baez leads the Pac-12 in throwing out six baserunners attempting to steal this year.
- It's the same tale for ASU as last year, the Sun Devils were likely one of the few teams in the country that did not returning a single position player to their 2020 positions in 2021. ASU's only veteran starter was Drew Swift - who shifted over to shortstop this season after spending the majority of his career at second base.. All other positions on the diamond were replaced by newcomers.
- Despite that, ASU had one or fewer errors in 40 games last year during the regular season, going 29-11 in those.
- In 2021, ASU fielded at a very respectable .976 fielding percentage in the regular season - good for 47th nationally. ASU was first in the nation with 60 double plays turned last season, which is especially impressive since the team had just six in the first 14 games of the season.
- Sean McLain (48), Drew Swift (32) and Hunter Haas (12) all led their respective positions in the Pac-12 in double plays turned in the regular season. McLain and Swift were first and third in the league in the category, regardless of position - incredibly notable as first basemen tend to lead the way in the area.

### Adam's Family

- Junior Adam Tulloch was exceptional through the first month of the season and earned Pac-12 Pitcher of the Week after his 7.0 inning, 13 strikeout, 3 ER, no walk victory over San Francisco.
- The victory was Tulloch's third-straight quality start for the Sun Devils. It was the first time a Sun Devil pitch had 13 strikeouts in a game since Jake Borup in 2010 and he was the first Sun Devil to be named a Pac-12 Pitcher of the Week since Ryan Hingst following his no-hitter in 2016. The 13 strikeouts were the most by any Pac-12 pitcher in a game this season.
- In his first four STARTS this year, Tulloch had a 2.16 ERA with a 2-0 record over 25.0 innings pitched. He has struck out 36 batters to just seven walks while holding opponents to a meager .141 batting average.
- Tulloch has cooled in the last two weeks however, struggling against #3 Oregon State, Grand Canyon and Washington and looking to get back on track.
- Left-handed batters are hitting just .111 off of Tulloch this year on 4-for-36 hitting.
- Despite his recent struggles, Tulloch is still 7th in the Pac-12 with 39 strikeouts.
- Tulloch has given ASU 6.2, 7.0, and 7.0 innings of work in three starts this season, notable as he never eclipsed 5.2 innings in any game at West Virginia last year.
- At West Virginia last year, the 17th Round pick of the Dodgers struck out 52 in 37.1 innings pitched, including a 10-strikeout effort against Coastal Carolina.

### A Little Luck-ham On Our Side

- While Adam Tulloch has excelled as the Friday night ace for the Devils, Kyle Luckham has been quietly exceptional as he has locked down the Saturday starting role and given ASU a solid 1-2 weekend punch after losing four weekend arms to the MLB Draft this last offseason and waiting from Boyd Vander Kooi to return fully from Tommy John surgery.
- Luckham has ASU's two longest outings of the season, going a career-high 7.2 innings on the road against San Diego State before besting that with an 8.0 inning effort against San Francisco a week later.
- It's notable as Luckham had never gone 7.0+ innings in his career in back-to-back starts, including his time at Cal State Fullerton.

- Luckham has induced a team-best six double play balls.
- His 35.2 innings pitched this season are third in the Pac-12.
- He has struck out 32 batters to just seven walks - the seven-lowest tally in the Pac-12. The 4.6:1 strikeout to walk ratio is eighth in the league.

### Tyler The Negator

- Transfer pitcher Tyler Meyer has been among the most pleasant surprises of the early 2022 campaign, showing off some midweek prowess that ASU has found lacking in recent years.
- In his three **midweek** starts - against 2021 NCAA competitor Nevada, then fourth-ranked Oklahoma State and Preseason Top-25 UC Irvine - Meyer had a 2.45 ERA in 14.2 innings pitched with 16 strikeouts.
- His efforts in midweek games have earned him the nod in the weekend rotation in which he delivered a Herculean effort against #3 Oregon State as he OSU to just four hits in his career-high 7.0 innings of work. He struck out nine Beavers to just two walks, allowing just one run in the second inning - where two of those four hits occurred.
- He followed that effort with another 7.0 inning quality start last weekend to earn the win and series victory over Washington to tie him with the team lead with three quality starts this year.
- It has been an especially notable effort as Meyer didn't pitch last season after his previous school, Stanislaus State, cancelled its season.

### Boom Goes the Dynamite

- The Sun Devils are currently second in the Pac-12 with 29 home runs this season. Joe Lampe leads the way with eight while Conor Davis has five and Ethan Long and Will Rogers have four.
- The team has added 58 doubles on the year as well, good for 19th in the nation and tops in the Pac-12. Joe Lampe leads the way with 11 - good for 25 nationally
- ASU has at least one double in all but three games so far this season and multiple doubles in 16 of 26 games.
- The Sun Devils already have four grand slams this year, the most it has had in a season since 2004 (also four). ASU has some work to do for the next milestone as the 2003 Sun Devils had 14 grand slams - an NCAA record.
- Nate Baez is the first Sun Devil to have two grand slams in a season since Ike Davis in 2006.
- ASU hit two grand slams (Will Rogers and Nate Baez) in consecutive innings (6th and 7th) in its 17-8 series clinching win against Dixie State on opening weekend. That was notable as prior to that, the Sun Devils had recorded just one single grand slam at Phoenix Municipal Stadium since moving there in 2015.
- It was the first time ASU had two grand slams in a single game since 2003 when the Sun Devils did so against San Diego State on Jan. 26 (also in consecutive innings in the 3rd and 4th).

# 2022 Sun Devil Baseball

## HOME RUNS/DOUBLE PLAYS/PITCHING/TROPHY CASE

### HOME RUN TRACKER

Player (Season. No.)	Gm #	Date	Opponent	On Base	Inning	Outs	Count	Score	Final
Conor Davis (1)	1	Feb. 18	Dixie State	0	2	0	1-2	0-0	3-1
Joe Lampe (1)	2	Feb. 19	Dixie State	0	3	1	1-2	2-0	6-7 (10)
Conor Davis (2)	3	Feb. 20	Dixie State	0	2	0	1-0	0-2	17-8
Will Rogers (1)	3	Feb. 21	Dixie State	0	5	2	1-1	5-8	17-8
Joe Lampe (2)	3	Feb. 21	Dixie State	1	6	2	1-0	6-8	17-8
Will Rogers (2)	3	Feb. 21	Dixie State	3	6	2	1-1	8-8	17-8
Nate Baez (1)	3	Feb. 21	Dixie State	3	7	2	2-2	13-8	17-8
Conor Davis (3)	8	March 1	#4 Oklahoma State	0	1	2	2-2	0-0	5-7
Will Rogers (3)	10	March 4	@SDSU	0	2	1	0-1	0-0	13-5
Ivan Brethowr (1)	10	March 4	@SDSU	0	2	2	2-0	1-0	13-5
Ivan Brethowr (2)	10	March 4	@SDSU	0	8	0	0-0	4-1	13-5
Conor Davis (4)	10	March 4	@SDSU	2	9	2	0-1	10-1	13-5
Jacob Tobias	11	March 5	@SDSU	0	4	0	0-1	2-0	6-4
Joe Lampe (3)	11	March 5	@SDSU	0	5	0	3-1	3-0	6-4
Joe Lampe (4)	12	March 6	@SDSU	0	5	0	2-1	2-3	3-4
Joe Lampe (5)	15	March 11	San Francisco	0	3	2	1-0	0-2	8-5
Ethan Long (1)	15	March 11	San Francisco	3	7	1	3-2	4-3	8-5
Will Rogers (4)	16	March 12	San Francisco	0	4	0	0-0	0-2	4-2
Joe Lampe (6)	17	March 13	San Francisco	0	1	0	0-0	0-3	17-10
Nate Baez (2)	17	March 13	San Francisco	3	8	2	1-2	13-10	17-10
Sean McLain (1)	18	March 13	Missouri	0	8	2	0-0	3-6	4-6
Ethan Long (2)	22	March 22	UCI	1	1	1	2-2	0-3	5-7
Ethan Long (3)	22	March 22	UCI	0	8	1	0-1	4-7	5-7
Jacob Tobias (2)	23	March 25	Washington	1	3	0	3-2	3-3	12-5
Conor Davis (5)	24	March 26	Washington	0	2	0	1-1	0-1	5-3
Ethan Long (4)	25	March 27	Washington	0	4	1	2-1	0-3	4-6
Joe Lampe (7)	25	March 27	Washington	0	6	0	1-1	1-4	4-6
Sean McLain (2)	26	March 29	@UNLV	1	4	1	1-0	2-6	10-11
Joe Lampe (8)	26	March 29	@UNLV	2	7	1	1-1	6-10	10-11

### GAME-WINNING RBI/Run (RBI/Run [When not an RBI] Responsible for the Go-Ahead Run and a Lead Not Relinquished)

Player	Gm #	Date	Opponent	Season #	Inning	Outs	Count	Result	Final
Conor Davis	1	Feb. 18	Dixie State	1	2	0	1-2	SOLO HR 7	3-1
Will Rogers	3	Feb. 20	Dixie State	1	6	2	1-1	GRAND SLAM 7	17-8
Nate Baez	4	Feb. 22	Nevada	1	2	1	0-1	2B LL RBI	3-1
Will Rogers	10	March 4	@SDSU	2	2	1	0-1	SOLO HR 7	13-5
Conor Davis	11	March 5	@SDSU	2	1	1	0-0	FC6 RBI	6-4
Ethan Long	15	March 11	San Francisco	1	6	0	1-0	3B RC RBI	8-5
Sean McLain	16	March 12	San Francisco	1	7	1	0-1	1B 7 RBI	4-2
Sean McLain	17	March 13	San Francisco	2	7	1	0-0	FC 3 RBI	17-10
Jacob Tobias	21	March 20	@ #4 Oregon State	1	9	1	3-2	BB RBI	3-1
Jacob Tobias	23	March 25	Washington	2	3	0	3-2	2R HR RC	12-5
Ethan Long	24	March 26	Washington	2	5	1	1-0	L7 SF	5-3

### DOUBLE PLAYS (17)

Gm #	Date	Opponent	Pitcher (SZN #)	Scoring	Players	Inning	Outs	Score	Final
2-Feb. 19		Dixie State	Osman (1)	KS 26 DP	Campos-Haas	5	1	3-4	6-7
3-Feb. 20		Dixie State	Levine (1)	463 GDP	McLain-Haas-Davis	6	0	6-8	17-8
4-Feb. 22		Nevada	Webster (1)	643 GDP	Haas-McLain-Davis	9	0	3-1	3-1
5-Feb. 24		BYU	Luckham (1)	643 GDP	Haas-McLain-Davis	2	1	0-0	2-4
5-Feb. 24		BYU	Luckham (2)	19-6 DP	Murphy-Haas	4	1	0-0	2-4
7-Feb. 26		BYU	Lucas (1)	463 GDP	Champagne-McLain-Davis	6	1	1-9	3-19
7-Feb. 26		BYU	Cacchione (1)	543 GDP	Long-Champagne-Davis	8	0	1-15	3-19
8-March 1		#4 OK State	Meyer (1)	543 GDP	Long-Champagne-Davis	3	0	1-0	5-7
9-March 2		#4 OK State	Glenn (1)	643 GDP	Magee-Champagne-Pivaroff	6	1	6-7	6-11
10-March 4		@SDSU	Cacchione (2)	543 GDP	Pivaroff-Champagne-Davis	9	1	13-5	13-5
11-March 5		@SDSU	Luckham (3)	643 GDP	McLain-Champagne-Davis	5	1	5-3	6-4
11-March 5		@SDSU	Luckham (4)	63 GDP	McLain-Davis	6	1	5-3	6-4
14-March 9		@UC Irvine	Walker (1)	643 GDP	McLain-Champagne-Davis	1	0	0-0	2-3
16-March 12		USF	Luckham (5)	6U-3 GDP	McLain-Davis	3	1	0-1	4-2
17-March 13		USF	Levine (2)	643 GDP	McLain-Magee-Davis	4	1	2-6	17-10
17-March 13		USF	Levine (3)	463 GDP	Magee-McLain-Davis	5	0	2-6	17-10
18-March 13		MIZZ	Peery (1)	643 GDP	McLain-Champagne-Davis	9	1	4-6	4-6
20-March 19		@ #4 OSU	Glenn (2)	643 GDP	McLain-Champagne-Davis	7	1	2-9	2-12
22-March 22		UCI	Webster (2)	153 DP	Long-Davis	5	1	2-4	5-7
23-March 25		Washington	Luckham (6)	363 GDP	Davis-McLain-Davis	5	0	8-4	12-5
24-March 26		Washington	Meyer (2)	463 GDP	Champagne-McLain-Davis	2	1	0-1	5-3
25-March 27		Washington	Tulloch (1)	643 GDP	McLain-Champagne-Davis	1	1	0-0	4-6
25-March 27		Washington	Webster (3)	643 GDP	McLain-Champagne-Davis	5	1	1-4	4-6
26-March 29		@UNLV	Levine (4)	164 DP	McLain-Champagne	6	1	6-10	10-11

## 2022 TROPHY CASE

### ADAM TULLOCH –

Pac-12 Pitcher of the Week (March 14)

### ETHAN LONG –

Pac-12 Player of the Week (March 18)

## 2021 TROPHY CASE/2022 Preseason Recognition

### ETHAN LONG –

Collegiate Baseball News Preseason All-American (1st Team)

D1Baseball Preseason All-American (2nd Team)

Perfect Game Preseason All-American (3rd Team)

Golden Spikes Award Preseason Watch List

Collegiate Baseball News All-American (Second Team/DH)

Baseball America All-American (Second Team/1B)

NCBWA All-American (Third Team/DH)

Collegiate Baseball News Freshman All-American

NCBWA Freshman All-American (Second Team/DH)

ACBA All-West Region (Second Team/DH)

Pac-12 All-Conference (First Team/DH)

### SEAN MCCLAIN –

Golden Spikes Award Preseason Watch List

Baseball America Preseason All-American (3rd Team)

Collegiate Baseball News Freshman All-American

Pac-12 All-Conference (Honorable Mention/INF)

ABCA All-West Region (First Team/2B)

### HUNTER HAAS –

Collegiate Baseball News Freshman All-American

Pac-12 All-Defensive Team (3B)

ABCA All-West Region (Second Team/3B)

ABCA/Rawlings Gold Glove Finalist (3B)

### JOE LAMPE –

Pac-12 All-Defensive Team (OF)

ABCA/Rawlings Gold Glove Finalist (OF)

### NATE BAEZ –

Pac-12 All-Conference (Honorable Mention/C)

### SAVES

No.	Date	Opponent	Pitcher (Save #)	IP (H, R-ER, BB, K)
1	2/18	Dixie State	Will Levine (1)	1.2 (3, 1-1, 0, 1)
2	2/22	Nevada	Chase Webster (1)	3.0 (1, 0-0, 1, 4)
3	3/5	@SDSU	Brock Peery (1)	1.1 (1, 1-1, 0, 1)
4	3/12	San Francisco	Brock Peery (2)	1.0 (0, 0-0, 0, 1)
5	3/13	San Francisco	Christian Bodlovich (1)	1.2 (2, 0-0, 0, 4)
6	3/20	@ #3 OSU	Brock Peery (3)	1.0 (1, 0-0, 0, 3)
7	3/24	Washington	Jacob Walker (1)	4.0 (2, 1-1, 0, 2)
8	3/25	Washington	Brock Peery (2)	0.2 (0, 0-0, 0, 0)

### QUALITY STARTS

No.	Date	Opponent	Pitcher (QS #)	IP (H, R-ER, BB, K)
1	2/25	BYU	Adam Tulloch (1)	6.2 (2, 2-2, 4, 8)
2	3/1	#4 OK State	Tyler Meyer (1)	6.0 (4, 1-1, 2, 4)
3	3/4	@SDSU	Adam Tulloch (2)	7.0 (5, 1-1, 1, 8)
4	3/5	SDSU	Kyle Luckham (1)	7.2 (3, 3-3, 3, 7)
5	3/9	@UC Irvine	Jacob Walker (1)	6.1 (6, 2-2, 0, 3)
6	3/11	San Francisco	Adam Tulloch (3)	7.0 (5, 3-3, 0, 13)
7	3/12	San Francisco	Kyle Luckham (2)	8.0 (7, 2-2, 0, 9)
8	3/20	@ #3 Ore. St.	Tyler Meyer (2)	7.0 (4, 1-1, 2, 9)
9	3/26	Washington	Tyler Meyer (3)	7.0 (6, 2-2, 0, 4)



# 2022 Sun Devil Baseball

## SERIES STATS AND INDIVIDUAL STREAKS

### SERIES STATS

HITTING	W-L	AVG.	R	H	2B	3B	HR	RBI	BB	SO
DIXIE STATE	2-1	.315	26	23	10	0	7	23	13	27
BYU	0-3	.235	10	23	5	0	0	8	14	29
#4 OKLAHOMA STATE	0-2	.301	11	22	7	0	1	10	9	14
@SAN DIEGO STATE	2-1	.339	22	39	8	2	7	22	11	21
@UC IRVINE	0-2	.213	5	16	3	0	0	2	4	18
SAN FRANCISCO	3-0	.316	29	30	3	2	5	27	23	16
@ #3 OREGON STATE	1-2	.122	5	11	4	0	0	5	10	33
WASHINGTON	2-1	.325	21	37	8	1	4	20	13	15

PITCHING	W-L	ERA	H	R	ER	BB	SO	SV	SCORE
DIXIE STATE	2-1	3.86	25	16	12	12	25	1	26-16
BYU	0-3	9.00	33	29	27	16	28	0	10-29
#4 OKLAHOMA STATE	0-2	8.00	22	18	16	15	13	0	11-18
@SAN DIEGO STATE	2-1	3.81	21	13	11	12	25	1	22-13
@UC IRVINE	0-2	3.20	20	7	7	8	16	0	5-7
SAN FRANCISCO	3-0	5.33	31	17	16	3	35	2	29-17
@ #3 OREGON STATE	1-2	11.16	36	34	31	22	27	1	5-34
WASHINGTON	2-1	4.34	34	14	14	3	14	2	21-14

### STREAKS AND SUPERLATIVES

Multiple Hit Games	2	3	4	5+	Total
Lampe, Joe	8	3	1	-	12
Long, Ethan	7	3	-	-	10
Davis, Conor	5	4	-	-	9
Baez, Nate	8	-	-	-	8
McLain, Sean	5	1	1	-	7
Murphy, Kai	4	1	-	-	5
Rogers, Will	3	2	-	-	5
Tobias, Jacob	2	-	1	-	3
Champagne, Alex	2	1	-	-	3
Campos, Ryan	2	1	-	-	3
Brethowr, Ivan	-	1	-	-	1
Haas, Hunter	1	-	-	-	1
TEAM	47	17	3	0	67

Multiple RBI Games	2	3	4	5+	Total
Lampe, Joe	2	2	-	-	4
Davis, Conor	2	-	2	-	4
Long, Ethan	1	1	-	1	3
McLain, Sean	1	2	-	-	3
Baez, Nate	-	-	1	1	2
Haas, Hunter	1	-	-	-	1
Rogers, Will	-	-	-	1	1
Tobias, Jacob	-	-	-	1	1
Champagne, Alex	1	-	-	-	1
Brethowr, Ivan	-	1	-	-	1
TEAM	8	6	3	4	21

Hitting Streaks	Longest	Current
Long, Ethan	8	5
Baez, Nate	7	4
Rogers, Will	6	-
Davis, Conor	6	4
Murphy, Kai	6	-
McLain, Sean	5	1
Lampe, Joe	5	5
Champagne, Alex	5	1
Tobias, Jacob	5	2
Campos, Ryan	2	-
Haas, Hunter	2	-
Pivaroff, Blake	1	-
Higgins, Kade	1	-
Brethowr, Ivan	1	-
Lucas, Andrew	1	-

Reached Base Streaks	Longest	Current
McLain, Sean	22	1
Long, Ethan	19	19
Davis, Conor	10	7
Baez, Nate	8	4
Lampe, Joe	7	6
Rogers, Will	6	-
Murphy, Kai	6	-
Champagne, Alex	5	5
Campos, Ryan	5	-
Haas, Hunter	5	-
Tobias, Jacob	5	2
Pivaroff, Blake	3	-
Brethowr, Ivan	3	1
Brueser, Michael	2	2
Lucas, Andrew	2	-
Magee, Cam	2	2
Higgins, Kade	1	-
Balholm, Bronson	1	1

# 2022 Sun Devil Baseball

## ROSTER

### PITCHERS (17)

No.	Name	Yr	B/T	HT	WT	Hometown (High School)
10	Christian Bodlovich	RS So.	R/R	6'0"	205	San Pedro, Calif. (Mira Costa)
3	Dom Cacchione	RS Jr.	R/R	6'2"	175	Menlo Park, Calif. (Sacred Heart Prep)
39	Luis Cañez	Jr.	R/R	6'0"	200	Hermosillo, Mexi. (Phoenix College)
15	Jared Glenn	So.	L/R	6'4"	195	Ladera Ranch, Calif. (JSerra)
31	Josh Hansell	So.	R/R	6'6"	215	Chandler, Ariz. (Seton Catholic/Wichita St.)
4	Luke La Flam	RS Jr.	R/R	6'2"	200	Aurora, Colo. (Grandview)
25	Will Levine	RS Jr.	R/R	6'2"	210	Mission Viejo, Calif. (Mission Viejo)
45	Andrew Lucas	RS Jr.	R/R	5'11"	185	Camarillo, Calif. (Camarillo/CSUN/ So. Mtn)
44	Kyle Luckham	RS Jr.	R/R	6'2"	210	Fullerton, Calif. (El Dorado/Cal St. Fullerton)
43	Danny Marshall	RS So.	L/L	6'0"	160	Queen Creek, Ariz. (Queen Creek/Chndlr-Gil)
13	Tyler Meyer	RS So.	R/R	6'3"	205	Riverbank, Calif. (Big Valley Chris/Stanislaus)
26	Graham Osman	RS So.	L/L	6'3"	185	Morrison, Colo. (Colorado Academy)
33	Brock Peery	So.	R/R	6'0"	195	Peoria, Ariz. (Moutain Ridge)
36	Adam Tulloch	RS Jr.	L/L	6'2"	205	Weston, Flori. (Western/West Virginia)
19	Boyd Vander Kooi	RS Sr.	R/R	6'5"	225	Mesa, Ariz. (Skyline)
46	Jacob Walker	RS Sr.	R/R	6'7"	215	Phoenix, Ariz. (Pinnacle/Davidson)
40	Chase Webster	RS Jr.	R/R	6'4"	225	Gilbert, Ariz. (Mesquite/Chndlr-Gil/Tex. Tech)

### CATCHERS (4)

12	Nathan Baez	RS So.	R/R	6'1"	200	Oro Valley, Ariz. (Ironwood Ridge)
41	Bronson Balholm	RS Sr.	S/R	5'10"	180	Los Angeles, Calif. (Notre Dame/Beloit Coll.)
17	Ryan Campos	Fr.	L/R	5'9"	180	Mesa, Ariz. (Red Mountain)
21	Will Rogers	Fr.	R/R	6'1"	210	Shoreview, Minnes. (Moundsview)

### INFIELDERS (8)

37	Alex Champagne	Fr.	L/R	5'8"	165	Littleton, Colo. (Heritage)
7	Conor Davis	RS Sr.	R/R	6'3"	220	Roswell, Geor. (Blessed Catholic/Auburn)
27	Hunter Haas	So.	R/R	6'0"	175	Phoenix, Ariz. (Corona Del Sol)
35	Ethan Long	So.	R/R	6'2"	215	Gilbert, Ariz. (Mountain Pointe)
8	Cam Magee	Fr.	L/R	6'1"	185	Anaheim, Calif. (Cayon)
2	Sean McLain	RS So.	R/R	5'11"	180	Tustin, Calif. (Arnold D. Beckman)
9	Blake Pivaroff	So.	L/R	6'0"	200	Laguna Beach, Calif. (Laguna Beach)
18	Jacob Tobias	Fr.	L/R	6'1"	240	Bakersfield, Calif. (Liberty)

### OUTFIELDERS (6)

28	Ivan Brethowr	Fr.	R/R	6'6"	240	Olathe, Kansas (St. Thomas Aquinas)
23	Michael Brueser	So.	R/R	6'1"	200	Chandler, Ariz. (Hamilton)
11	Kade Higgins	So.	L/R	6'3"	205	Las Vegas, Nev. (Spring Valley)
5	Joe Lampe	RS So.	L/R	6'0"	185	Petaluma, Calif. (Casa Grande/Santa Rosa)
6	Kai Murphy	RS So.	L/L	5'8"	175	Mesa, Ariz. (Red Mountain/Oregon State)
32	Trey Rucker	Fr.	R/R	6'0"	200	Boerne, Texas (IMG Academy)

- 30 Head Coach:** Willie Bloomquist  
**16 Assistant Coach/Third Base Coach:** Mike Goff  
**20 Pitching Coach/Recruiting Coordinator:** Sam Peraza  
**24 Hitting Coach:** Travis Buck  
**38 Student Assistant Coach:** Brady Corrigan  
Director of Operations: Daniel Stolper  
Sports Medicine/Rehabilitation: Jesse Lowman  
Strength and Conditioning: Tim Gifford



# 2022 Sun Devil Baseball

## ROSTERS

### NUMERICAL

No.	Name	Yr	Pos.	B/T	HT	WT	Hometown (High School)
2	McLain, Sean	RS So.	INF	R/R	5'11"	180	Tustin, Calif. (Arnold D. Beckman)
3	Cacchione, Dom	RS Jr.	RHP	R/R	6'2"	175	Menlo Park, Calif. (Sacred Heart Prep)
4	La Flam, Luke	RS Jr.	RHP	R/R	6'2"	200	Aurora, Colo. (Grandview)
5	Lampe, Joe	RS So.	OF	L/R	6'0"	185	Petaluma, Calif. (Casa Grande/Santa Rosa)
6	Murphy, Kai	RS So.	OF/LHP	L/L	5'8"	175	Mesa, Ariz. (Red Mountain/Oregon State)
7	Davis, Conor	RS Sr.	INF	R/R	6'3"	220	Roswell, Ga. (Blessed Catholic/Auburn)
8	Magee, Cam	Fr.	INF	L/R	6'1"	185	Anaheim, Calif. (Canyon)
9	Pivaroff, Blake	So.	INF/RHP	L/R	6'0"	200	Laguna Beach, Calif. (Laguna Beach)
10	Bodlovich, Christian	RS So.	RHP	R/R	6'0"	205	San Pedro, Calif. (Mira Costa)
11	Higgins, Kade	So.	OF	L/R	6'3"	205	Las Vegas, Nev. (Spring Valley)
12	Baez, Nate	RS So.	C/UTL	R/R	6'1"	200	Oro Valley, Ariz. (Ironwood Ridge)
13	Meyer, Tyler	RS So.	RHP	R/R	6'3"	205	Riverbank, Calif. (Big Valley Christian/Stanslaus State)
15	Glenn, Jared	So.	RHP	L/R	6'4"	195	Ladera Ranch, Calif. (JSerra)
17	Campos, Ryan	Fr.	C/UTL	L/R	5'9"	180	Mesa, Ariz. (Red Mountain)
18	Tobias, Jacob	Fr.	INF	L/R	6'1"	240	Bakersfield, Calif. (Liberty)
19	Vander Kooi, Boyd	RS Sr.	RHP	R/R	6'5"	225	Mesa, Ariz. (Skyline)
21	Rogers, Will	Fr.	C/OF	R/R	6'1"	210	Shoreview, Minn. (Moundsview)
23	Brueser, Michael	So.	OF	R/R	6'1"	200	Chandler, Ariz. (Hamilton)
25	Levine, Will	RS Jr.	RHP	R/R	6'2"	210	Mission Viejo, Calif. (Mission Viejo)
26	Osman, Graham	RS So.	LHP	L/L	6'3"	185	Morrison, Colo. (Colorado Academy)
27	Haas, Hunter	So.	INF	R/R	6'0"	175	Phoenix, Ariz. (Corona Del Sol)
28	Brethowr, Ivan	Fr.	OF/INF	R/R	6'6"	240	Olathe, Kansas (St. Thomas Aquinas)
31	Hansell, Josh	So.	RHP	R/R	6'6"	215	Chandler, Ariz. (Seton Catholic/Wichita St.)
32	Rucker, Trey	Fr.	OF	R/R	6'0"	200	Boerne, Texas (IMG Academy)
33	Peery, Brock	So.	RHP	R/R	6'0"	195	Peoria, Ariz. (Mountain Ridge)
35	Long, Ethan	So.	INF	R/R	6'2"	215	Gilbert, Ariz. (Mountain Pointe)
36	Tulloch, Adam	RS Jr.	LHP	L/L	6'2"	205	Weston, Fla. (Western College of Central Fla./West Virginia)
37	Champagne, Alex	Fr.	INF	L/R	5'8"	165	Littleton, Colo. (Heritage)
39	Cañez, Luis	Jr.	RHP	R/R	6'0"	200	Hermosillo, Sonora, Mexico (Phoenix College)
40	Webster, Chase	RS Jr.	RHP	R/R	6'4"	225	Gilbert, Ariz. (Mesquite/Chandler-Gilbert/Texas Tech)
41	Balholm, Bronson	RS Sr.	C	S/R	5'10"	180	Los Angeles, Calif. (Notre Dame HS/Beloit)
43	Marshall, Danny	RS So.	LHP	L/L	6'0"	160	Queen Creek, Ariz. (Queen Creek/Chandler-Gilbert)
44	Luckham, Kyle	RS Jr.	RHP	R/R	6'2"	210	Fullerton, Calif. (El Dorado/Cal State Fullerton)
45	Lucas, Andrew	RS Jr.	RHP	R/R	5'11"	185	Camarillo, Calif. (Carmarillo/CSUN/ South Mountain)
46	Walker, Jacob	RS Sr.	RHP	R/R	6'7"	215	Phoenix, Ariz. (Pinnacle/Davidson)

### PRO-NUN-SEE-AY-SHUNS

Nathan Baez – BYE-ezz  
 Christian Bodlovich – BOD-low-vich  
 Ivan Brethowr – EYE-ven BREATH-ow-er  
 Michael Brueser – BREW-zer  
 Dom Cacchione – cuh-SHONE  
 Alex Champagne – Like the beverage  
 Hunter Haas – HAWS  
 Josh Hansell – HAN-sell  
 Luke La Flam – luh FLAMM

Joe Lampe – LAMP-ee  
 Will Levine – leh-VEEN  
 Kyle Luckham – LUCK-um  
 Tyler Meyer – MY-er  
 Graham Osman – OZ-men  
 Blake Pivaroff – pivv-uh-ROFF  
 Jacob Tobias – toe-bye-us  
 Adam Tulluch – tull-UCK  
 Boyd Vander Kooi – van-der-coy

### ALPHABETICAL

No.	Name	Pos.
12	Baez, Nate	C/UTL
41	Balholm, Bronson	C
10	Bodlovich, Christian	RHP
28	Brethowr, Ivan	OF/INF
23	Brueser, Michael	OF
3	Cacchione, Dom	RHP
17	Campos, Ryan	C/UTL
39	Cañez, Luis	RHP
37	Champagne, Alex	INF
7	Davis, Conor	INF
15	Glenn, Jared	RHP
27	Haas, Hunter	INF
31	Hansell, Josh	RHP
11	Higgins, Kade	OF
4	La Flam, Luke	RHP
5	Lampe, Joe	OF
25	Levine, Will	RHP
35	Long, Ethan	INF
45	Lucas, Andrew	RHP
44	Luckham, Kyle	RHP
8	Magee, Cam	INF
43	Marshall, Danny	LHP
2	McLain, Sean	INF
13	Meyer, Tyler	RHP
6	Murphy, Kai	OF/LHP
26	Osman, Graham	LHP
33	Peery, Brock	RHP
9	Pivaroff, Blake	INF/RHP
21	Rogers, Will	C/OF
32	Rucker, Trey	OF
18	Tobias, Jacob	INF
36	Tulloch, Adam	LHP
19	Vander Kooi, Boyd	RHP
46	Walker, Jacob	RHP
40	Webster, Chase	RHP

### BY POSITION

Catchers	4
Pitchers	17
Infielders	8
Outfielders	6

### BY CLASS

Seniors	4
Juniors	8
Sophomores	16
Freshmen	7

### BATTING

Lefties	8
Righties	9
Switch	1

### PITCHING

Righties	14
Lefties	3

# 2022 Sun Devil Baseball

## LAST TIME

### Hitting Categories

Hit a grand slam.....	Nate Baez, March 13, 2022 vs. San Francisco (W17-10)
Team hit two grand slams.....	Will Rogers and Nate Baez, Feb. 20, 2022 vs. Dixie State (W17-8)
Team hit five or more home runs.....	5, Feb. 20, 2022 vs. Dixie State (W17-8)
Hit a walkoff HR.....	Ethan Long (3-run shot), May 14, 2021, vs. #23 Oregon State (W, 9-6)
Led off the game with a HR.....	Joe Lampe (1st pitch), March 13, 2022 vs. San Francisco (W, 17-10)
Hit for the cycle.....	Travis Buck, March 7, 2003 vs. Southern Utah (W, 19-0)
Team hit for the cycle to open the game.....	April 27, 2003 vs. Washington State (HR/2B/1B/3B)
Team hit for the cycle on four consecutive batters.....	April 18, 2019 at Utah (2B, 3B, 1B, HR in 12th inning)
Hit back-to-back HRs.....	Joe Lampe (2-run shot) and Drew Swift, Feb. 27, 2020 vs. Hawaii (W, 9-8)
Hit back-to-back-to-back HRs.....	Trevor Hauver, Spencer Torkelson, Hunter Bishop, April 12, 2019 vs. #3 Oregon State (L, 4-6)
Hit two HRs in one game.....	Ethan Long, March 22, 2022 vs. Grand Canyon (L, 5-7)
Switch hitter homered from both sides in one game.....	Gage Workman, March 8, 2020, vs. Fresno State (W, 8-3)
A freshman hit two HR in one game.....	Ivan Brethowr, March 5, 2022 at San Diego State (W, 13-5)
Hit three HRs in one game.....	Joey DeMichele, May 1, 2011 vs Stanford (TIES ASU RECORD)
Reached base 6+ times in one game.....	6, Joe Lampe, March 13, 2022, vs. San Francisco
A player hit two grand slams in one season.....	2, Nate Baez, 2022
Had five hits in one game.....	Trevor Hauver, April 2, 2019, vs. Long Beach State (5-for-6)
Had six hits in one game.....	Travis Buck, March 13, 2005 vs Western Illinois (went 6-for-8, 3 RBI)
Had seven hits in one game.....	Jerry Mantlo, February 6, 1972 vs. Michigan
Had three doubles in one game.....	Alika Williams, March 3, 2019 vs. Michigan State (W, 13-2)
Had four doubles in one game.....	Travis Buck, February 28, 2004 vs. Connecticut (W, 16-5)
Hit two triples in one game.....	Gage Canning, March 3, 2018 vs. Oklahoma State
Had seven RBI in one game.....	Trevor Hauver, Feb. 24, 2019 vs. UC Davis (W, 17-2)
Had eight RBI in one game.....	Kiel Roling, March 17, 2007 vs. Maine
Had nine RBI in one game.....	Jeremy West, April 27, 2003 vs. Washington State
Stole four bases in one game.....	Drew Maggi, April 10, 2010 at Washington St. (TIES ASU RECORD)
Stole home.....	Jacob Tobias, March 13, 2022 vs. San Francisco
Struck out four or more times in one game.....	4, Gage Workman, Feb. 25, 2020 vs. New Mexico State (W, 6-5 (10 inn))
Hitter stranded six runners on base.....	Joe Lampe (7), May 22, 2021 at USC (L, 1-6)
Recorded 13 total bases.....	Gage Canning (13), April 27, Gage Canning, March 18, 2018 vs. Oregon (2 HR, 1 3B, 2 1B)
Had an inside-the-park home run.....	Hunter Haas, Feb. 27, 2020 vs. Hawaii (W, 6-5)
Had an inside-the-park home run AND a traditional home run in one game.....	Gage Canning, March 18, 2018 vs. Oregon (W, 18-4)
Scored five runs in one game.....	5, Joe Lampe, vs. San Francisco, March 13, 2022 (W, 17-10)
Was hit by a pitch two or more times.....	2, Sean McLain, vs. Oregon State, May 16, 2021
Team was hit by 5+ pitches.....	5, May 11, 2021 at Nevada
Walked 4+ times.....	4, Connor Davis, Feb. 25, 2022 vs. BYU (L, 5-6)
Opponent hit two HRs in one game.....	2, Noah Cardenas, vs. #19 UCLA, May 30, 2021 (L, 0-3)
Opponent hit a walkoff HR.....	Evan Williams, at Oregon, March 23, 2019 (off Brady Corrigan)
Opponent hit a leadoff HR.....	Andy Lentz (Washington), May 17, 2008 at Packard Stadium (off Josh Satow)

### Pitching Categories

Threw a no-hitter.....	Ryan Hingst, March 25, 2016 vs. Utah, (W, 5-0)
Threw a perfect game.....	Eddie Bane, March 2, 1973, vs. Cal State Northridge (W, 9-0)
Threw a one-hitter.....	Individual - Brian Flores, May 20, 2007 at Oregon State (W, 8-1)
Threw a two-hitter.....	Team - Feb. 21, 2021 vs. Sacramento State (W, 3-1)
Were no-hit.....	Will Waldrip, Jan. 23, 1999 vs. Hawaii-Hilo (W, 3-0)
Were one-hit.....	Phil Keller, March 23, 1970 vs. Stanford (L, 0-0)
Threw a complete game.....	Noah Bremer, at Washington, May 12, 2017 (L, 0-4)
Threw a complete game shutout.....	Justin Fall, May 8, 2021 at Cal (W, 6-3)
Threw back-to-back complete games.....	Eli Lingos, March 30, 2018 at Washington St. (W, 7-0)
Threw back-to-back complete game shutouts.....	Trevor Williams, 3/1/13 vs. Pacific (W, 8-1) and 3/9 vs. Long Beach State (W, 4-0)
Had an opposing pitcher throw a complete game.....	Brady Rodgers/Kramer-Champlin, May 20 and 21, 2011 at Washington
Shut out an opponent (five or more pitchers).....	Noah Bremer, at Washington, May 12, 2017 (L, 0-4)
Shut out an opponent in back to back games (one or more pitchers).....	March 7, 2021 vs. Utah (5-0, 8 pitchers - school record)
ASU was shutout.....	March 7 and 12, 2021 vs. Utah and Cal State Fullerton (5-0 and 10-0)
Struck out 10 or more batters in a game.....	vs. #3 Oregon State, March 18, 2022 (L, 0-21)
Team struck out 18 or more batters.....	11 (7.1 IP), Tyler Thornton, April 30, 2021 vs. Rhode Island (W, 9-6)
Had back-to-back starts with 10 strikeouts.....	20, April 9, 2021 at Washington (W, 3-2 (15))
Individual struck out 15 or more batters in a game.....	Alec Marsh (10 in each), May 10, 2019 at Nebraska and May 17, 2019 at Cal
Had an opposing pitcher strike out 10 or more Sun Devils.....	Mike Leake (15), May 30, 2009 vs. Oral Roberts (CG, 4-1 Win in Tempe Regional)
Did not walk a batter (complete game).....	Cooper Hjerpe (12), at #3 Oregon State, March 18, 2022 (L, 0-21)
Recorded 10 wins in a season.....	Ryan Kellogg, May 14, 2015 vs. Washington State (W, 5-0)
Hit three batters in a game.....	Ryan Kellogg, 11-1 (2013)
Starting pitcher hit a home run in a game.....	Tyler Thornton (3), April 30, 2021 vs. Rhode Island (W, 9-6)
Reliever pitched 6.0+ innings in relief.....	Erik Tolman, April 23, 2019 vs. UNLV (W, 9-2)
Used 10+ pitchers.....	7.0 (Save), Tyler Thornton, April 30, 2021 vs. Rhode Island (W, 9-6)
Pitcher went 7.0 innings with one hit or less.....	12, April 21, 2021 at GCU (school record)
	1 hit in 7.0 IP, Kai Murphy (starting debut), May 9, 2021 at Cal (W, 7-2)

### Fielding Categories

Had no errors in four straight games.....	April 20, 23, 26-27, 2019 at Utah, vs. UNLV, at Washington
Committed three or more errors in one game.....	Andrew Snow (3), Feb. 17, 2017 vs. Northwestern
Had 16 or more putouts in one game.....	Nick Cheema (17), catcher, vs. #24 Oklahoma State, Feb 18, 2020 (L, 1-2)
Had 20 or more put outs in one game.....	Zach Wilson (20), First Base, April 21, 2011 at Cal
Had eight or more assists in one game.....	Hunter Haas (8), April 10, 2021 at Washington (W, 8-1)
Caught and pitched in the same game.....	Sean McLain (8), April 17, 2021 vs. #18 Stanford (L, 9-11 (12))
Turned four double plays in one game.....	Jordan Swagerty, March 17, 2010 vs. USC (2x in 2010)
Turned five+ double plays in one game.....	May 7, 2021 at Cal (L, 2-7)
Turned a triple play.....	5, April 25, 2010, vs. Washington (TIES ASU RECORD)
	Eric Sogard (2B), Brett Wallace (1B) and Andrew Romine (SS), February 27, 2007 at Arizona

### Scoring and Misc. Categories

Recorded 20+ hits.....	21, May 10, 2019 at Nebraska (W, 15-6)
Recorded 20+ hits in back-to-back games.....	22 and 22, February 3-4, 2007 vs. Southern Utah
Scored 20+ runs.....	20, Feb. 16, 2019 vs. Notre Dame (W, 20-7)
Scored 30+ runs.....	30, March 13, 2005 vs. Western Illinois (W, 30-13 in Baton Rouge, La.)
Scored 10+ runs in one inning.....	11, April 26, 2015 vs. Tennessee Tech (W, 16-4)
Allowed 5 or more home runs in a game.....	5, vs. Nebraska, March 1, 2020 (L, 10-18)
Allowed 3 or more home runs in an inning.....	3 vs. Nebraska, March 1, 2020
Walked 15+ times in a game.....	15, March 31, 2019 vs. Arizona (W, 17-16)
Walked 15+ opponent batters.....	15, March 18, 2022 at #3 Oregon State (L, 0-21)
Stranded 15+ ASU runners on base in one game.....	15, March 6, 2022 at San Diego State (W, 6-4)
Stranded 15+ opponent runners on base in one game.....	15, March 18, 2022 at #3 Oregon State (L, 0-21)
Surrendered a ninth inning lead.....	Feb. 25, 2022 vs. BYU (led 4-2, lost 5-6)
Swept a three-game Pac-12 series.....	March 26-28, 2021 vs. Washington St. (10-0, 5-4, 9-0)
Swept a three-game Non-Conference series.....	March 11-13, vs. San Francisco (8-5, 4-2, 17-10)
Shut out an opponent twice in a series.....	March 26-28, 2021 vs. Washington St. (10-0, 5-4, 9-0)
Were swept in a Pac-12 series.....	April 13-15, 2018 at #2 Stanford (1-3, 6-11, 3-10)
Were swept in a Pac-12 series at home.....	May 27-29, 2021 vs. #18 UCLA (9-21, 5-8, 0-3)
Were swept in a three-game Non-Conference series.....	Feb. 24-26, 2022 vs. BYU (2-4, 5-6, 3-19)
Played in extra innings.....	12, March 9, 2022 at UC Irvine (L, 2-3)
Played in 14+ innings.....	16, April 9, 2021 at Washington (W, 3-2 (16))
Played back-to-back extra inning games.....	March 29-30, 2018, at Washington State (L, 8-7 (10)), (L, 4-3 (11))
Played a game lasting 5+ hours.....	5 hours, 4 minutes, April 9, 2021 at Washington (W, 3-2 (16))
ASU overcame a five run deficit.....	March 29, 2022, at UNLV (Down 9-4, lost 11-10)

# 2022 Sun Devil Baseball

## REGULAR SEASON SITUATIONAL RECORDS/PITCHING STAFF

### Record When...

Overall .....	11-15	Scoring 0-2 runs .....	0-4	After 8 leading .....	10-1
Conference .....	3-3	..... 3-5 runs .....	5-8	..... trailing .....	1-12
Non-Conference .....	8-12	..... 6-9 runs .....	2-2	..... tied .....	0-2
Home games.....	8-9	..... 10+ runs .....	4-1	Hit 0 home runs .....	2-8
Away games.....	3-5	Opponent 0-2 runs .....	4-0	... 1 home run .....	4-4
Neutral site .....	0-1	..... 3-5 runs .....	5-4	... 2+ home runs .....	5-3
Day games .....	5-5	..... 6-9 runs .....	1-6	Opponent 0 home runs .....	5-7
Night games .....	6-10	..... 10+ runs .....	1-5	..... 1 home run .....	2-4
vs Left starter.....	3-4	Scored in 1st inning .....	3-9	..... 2+ HRs .....	4-4
vs Right starter .....	8-11	Opp. scored in 1st .....	2-8	Made 0 errors .....	7-6
1-Run games.....	0-6	Scores first .....	5-8	... 1 error .....	3-4
2-Run games.....	6-5	Opp. scores first .....	6-7	... 2+ errors .....	1-5
5+Run games .....	4-4	After 6 leading .....	8-5	Opp. made 0 errors .....	5-5
Extra innings .....	0-3	..... trailing .....	3-10	..... 1 error .....	3-6
Shutouts .....	0-1	..... tied .....	0-0	..... 2+ errors .....	3-4
		After 7 leading .....	10-3	Out-hit opponent .....	8-4
		..... trailing .....	1-10	Out-hit by opponent .....	3-9
		..... tied .....	0-2	Hits are tied .....	0-2

### A Look At the Pitching Staff

#### Arizona State Starters

Pitcher	Starts/QS	Pct.	PC/Start	IP/Start	ER Against/Start	Runs For/Start	PCK	DP	Team Record
Tulloch	7/3	42.9	569/81.3	31.1/4.5	19/2.7	21/3.0	0	1	3-4
Luckham	6/2	33.3	525/87.5	35.2/5.9	18/3.0	26/4.3	0	6	3-3
Meyer	6/3	50.0	494/82.3	30.2/5.1	13/2.2	13/2.2	0	2	4-2
Walker	5/1	20.0	285/57.0	19.1/3.9	15/3.0	17/3.4	0	1	1-2
Hansell	1/0	0.0	36/36.0	1.0/1.0	4/4.0	0/0.0	0	0	0-1
Vander Kooi	1/0	0.0	54/54.0	1.2/1.2	1/1.0	2/2.0	0	0	0-1

#### Arizona State Bullpen (Relief Appearances Stats Only)

Reliever	APP	IP	H	R	ER	BB	SO	SV	ERA	Hold	IR/Scored	1st Bat. Faced/Ret.
Vander Kooi	2	2.2	0	0	0	1	2	0	0.00	0	0/0	2/2
Levine	13	23.2	20	9	8	10	15	1	3.26	2	9/1	13/9
Webster	8	14.0	14	8	5	10	17	1	3.21	0	11/5	8/4
Meyer	2	2.2	3	1	1	0	3	0	3.38	0	3/3	2/1
Bodlovich	13	16.0	16	10	9	6	10	1	5.06	1	16/2	13/9
Marshall	5	1.2	3	1	1	3	1	0	5.40	0	7/1	5/2
Peery	15	11.1	13	7	7	6	10	4	5.56	1	11/4	15/8
Cacchione	5	6.0	9	5	4	3	4	0	6.00	0	8/4	5/2
Walker	5	11.2	14	11	10	5	8	1	7.71	1	3/1	5/2
Glenn	8	11.1	22	11	10	5	10	0	7.94	1	6/1	8/5
La Flam	2	1.2	2	2	2	2	1	0	10.80	0	3/0	2/2
Hansell	2	0.2	2	1	1	3	0	0	13.50	0	1/0	2/0
Pivaroff	3	3.1	5	6	6	5	2	0	16.20	0	0/0	3/2
Osman	7	6.0	11	13	12	11	8	0	18.00	0	10/7	7/1
Lucas	3	2.2	5	7	7	3	1	0	23.62	0	2/2	3/1
Tulloch	1	0.0	0	3	2	2	0	0	99.00	0	0/0	1/1



# 2022 Sun Devil Baseball

## REGULAR SEASON TEAM AND INDIVIDUAL RANKINGS/RECORD WATCH

### NATIONAL/LEAGUE RANKINGS

Category	Team	Nat'l	Pac-12	Value
Base on Balls (293 ranked)		84	4	113
Batting Average (293 ranked)		145	6	0.27
Double Plays (293 ranked)		9	2	.24
Double Plays Per Game (293 ranked)		18	2	0.92
Doubles (293 ranked)		19	1	.58
Doubles Per Game (293 ranked)		33	1	2.23
Earned Run Average (293 ranked)		189	11	5.94
Fielding Percentage (293 ranked)		16	2	0.98
Hit Batters (293 ranked)		70	3	.33
Hit by Pitch (293 ranked)		158	8	.26
Hits (293 ranked)		51	4	.244
Hits Allowed Per Nine Innings (293 ranked)		187	10	9.89
Home Runs (293 ranked)		52	2	.29
Home Runs Per Game (293 ranked)		85	5	1.12
On Base Percentage (293 ranked)		163	7	0.363
Runs (293 ranked)		112	6	151
Sacrifice Bunts (280 ranked)		172	7	.6
Sacrifice Flies (291 ranked)		77	5	.11
Scoring (293 ranked)		169	8	.58
Slugging Percentage (293 ranked)		93	5	0.444
Stolen Bases (293 ranked)		188	4	.19
Stolen Bases Per Game (293 ranked)		223	6	0.73
Strikeout-to-Walk Ratio (293 ranked)		187	10	1.76
Strikeouts Per Nine Innings (293 ranked)		214	8	.8
Triples (276 ranked)		78	5	.6
Triples Per Game (290 ranked)		125	7	0.23
WHIP (293 ranked)		183	11	1.6
WL Pct (291 ranked)		195	10	0.423
Walks Allowed Per Nine Innings (293 ranked)		161	9	4.53

### Individual

Category	Name	Nat'l	Pac-12	Value
Doubles (150 ranked)	Joe Lampe	25	2	.11
	Will Rogers	150	9	.8
Doubles Per Game (143 ranked)	Joe Lampe	56	3	0.44
Games Started (26 ranked)	Adam Tulloch	5	1	.7
	Kyle Luckham	26	2	.6
	Tyler Meyer	26	2	.6
Hit Batters (95 ranked)	Tyler Meyer	95	2	.6
Hits (136 ranked)	Joe Lampe	85	8	.35
Home Runs (126 ranked)	Joe Lampe	45	3	.8
Home Runs Per Game (146 ranked)	Joe Lampe	75	4	0.32
Pitching Appearances (127 ranked)	Brock Peery	5	1	.15
	Christian Bodlovich	29	4	.13
	Will Levine	29	4	.13
Runs (143 ranked)	Joe Lampe	101	6	.26
	Sean McLain	101	6	.26
Runs Per Game (143 ranked)	Sean McLain	143	7	1.08
Sacrifice Flies (51 ranked)	Ethan Long	51	1	.3
Saves (270 ranked)	Brock Peery	39	1	.4
	Chase Webster	270	11	.1
	Jacob Walker	270	11	.1
	Christian Bodlovich	270	11	.1
	Will Levine	270	11	.1
Slugging Percentage (250 ranked)	Joe Lampe	117	5	0.667
Stolen Bases (142 ranked)	Joe Lampe	142	4	.8
Strikeout-to-Walk Ratio (149 ranked)	Kyle Luckham	127	8	4.57
Strikeouts (135 ranked)	Adam Tulloch	102	7	.39
Strikeouts Per Nine Innings (150 ranked)	Adam Tulloch	121	8	11.2
Total Bases (140 ranked)	Joe Lampe	24	3	.72
Triples (72 ranked)	Sean McLain	72	5	.2
Victories (107 ranked)	Kyle Luckham	107	6	.3
Walks Allowed Per Nine Innings (149 ranked)	Kyle Luckham	93	4	1.77

# 2022 Sun Devil Baseball

REGULAR SEASON RECORD BY POSITION STARTS

## LF

**Will Rogers, 22 (9-13)**

Nate Baez, 2 (1-1)  
Ryan Campos, 2 (1-1)

## CF

**Joe Lampe, 25 (11-14)**

Andrew Lucas, 1 (0-1)

## RF

**Kai Murphy, 22 (10-12)**

Ryan Campos, 3 (0-3)  
Andrew Lucas, 1 (1-0)

## SS

**Sean McLain, 17 (8-9)**

**Hunter Haas, 7 (3-4)**

Cam Magee, 2 (0-2)

## 2B

**Alex Champagne, 15 (6-9)**

**Sean McLain, 7 (3-4)**

Cam Magee, 3 (2-1)  
Nate Baez, 1 (0-1)

## 3B

**Ethan Long, 22 (11-11)**

Blake Pivaroff, 3 (0-3)  
Cam Magee, 1 (0-1)

## SP

**Adam Tulloch, 7 (3-4)**

**Kyle Luckham, 6 (3-3)**

**Tyler Meyer, 6 (4-2)**

**Jacob Walker, 5 (1-4)**

Vander Kooi, 1 (0-1)  
Josh Hansell, 1 (0-1)

## 1B

**Conor Davis, 25 (11-14)**

Blake Pivaroff, 1 (0-1)

## DH

**Jacob Tobias, 16 (6-10)**

Ivan Brethowr, 6 (3-3)  
Nate Baez, 2 (2-0)  
Ethan Long, 1 (0-1)  
Conor Davis, 1 (1-0)

## C

**Nate Baez, 19 (7-12)**


Ryan Campos, 6 (4-2)  
Bronson Balholm, 1 (0-1)

# 2022 Sun Devil Baseball

## TV/RADIO ROSTER




#2, Sean McLain  
R.So. • INF • R/R • 5-11 • 180



#3, Dom Cacchione  
R.Jr. • RHP • R/R • 6-2 • 175




#4, Luke La Flam  
R.Jr. • RHP • R/R • 6-2 • 200




#5, Joe Lampe  
R.So. • OF • L/R • 6-0 • 185



#6, Kai Murphy  
R.So. • OF/LHP • L/L • 5-8 • 175



#7, Conor Davis  
R.Sr. • INF • R/R • 6-3 • 220



#8, Cam Magee  
Fr. • INF • L/R • 6-1 • 185




#9, Blake Pivaroff  
So. • INF/RHP • L/R • 6-0 • 200




#10, Christian Bodlovich  
R.So. • RHP • R/R • 6-0 • 205



#11, Kade Higgins  
So. • OF • L/R • 6-3 • 205




#12, Nate Baez  
R.So. • C/UTL • R/R • 6-1 • 200




#13, Tyler Meyer  
R.So. • RHP • R/R • 6-3 • 205



#15, Jared Glenn  
So. • RHP • L/R • 6-4 • 195



#17, Ryan Campos  
Fr. • C/UTL • L/R • 5-9 • 180



#18, Jacob Tobias  
Fr. • INF • L/R • 6-1 • 240



#19, Boyd Vander Kooi  
R.Sr. • RHP • R/R • 6-5 • 225



#21, Will Rogers  
Fr. • C/UTL • R/R • 6-1 • 210



# 2022 Sun Devil Baseball

TV/RADIO ROSTER



#23, Michael Brueser  
So. • OF • R/R • 6-1 • 200



#25, Will Levine  
R.Jr. • RHP • R/R • 6-2 • 210




#26, Graham Osman  
R.So. • LHP • L/RL • 6-3 • 185



#27, Hunter Haas  
So. • INF • R/R • 6-0 • 175



#28, Ivan Brethow  
Fr. • OF/INF • R/R • 6-6 • 240



#31, Josh Hansell  
So. • RHP • R/R • 6-6 • 215




#32, Trey Rucker  
Fr. • OF • R/R • 6-0 • 200




#33, Brock Peery  
So. • RHP • R/R • 6-0 • 195




#35, Ethan Long  
So. • INF • R/R • 6-2 • 215



#36, Adam Tulloch  
R.Jr. • LHP • L/L • 6-2 • 205



#37, Alex Champagne  
Fr. • INF • L/R • 5-8 • 165




#39, Luis Canez  
Jr. • RHP • R/R • 6-0 • 200



#40, Chase Webster  
R.Jr. • RHP • R/R • 6-4 • 225



#41, Bronson Balholm  
R.Sr. • C • S/R • 5-10 • 180



#43, Danny Marshall  
R-So. • LHP • L/L • 6-0 • 160



#44, Kyle Luckham  
R.Jr. • RHP • R/R • 6-2 • 210



#45, Andrew Lucas  
R.Jr. • RHP • R/R • 5-11 • 185



#46, Jacob Walker  
R.Sr. • RHP • R/R • 6-7 • 215

# 2022 Sun Devil Baseball

## CAREER GAME HIGHS

### Baez, N

Hits: 8, at USC, May 23, 2021  
Doubles: 1, 12 times  
Home runs: 1, 12 times  
Total bases: 7, at USC, May 23, 2021  
RBI: 5 [1-7th], San Francisco, Mar 13, 2022, at USC, May 23, 2021  
Runs scored: 3, 4 times  
Walks: 3 [1-9th], at USC, May 22, 2021  
Hit by pitch: 1, 4 times  
Struck out: 3, vs Fairchild, Jun 04, 2021  
Sac flies: 1 [1-8th], 4 times  
Sac bunts: 1 [1-8th], at Cal State Fullerton, Mar 04, 2020  
At bats: 5, 10 times  
Stolen bases: 1, Arizona, Apr 02, 2021  
Caught stealing: 1 [1-3rd], BYU, Feb 25, 2022, Utah, Mar 07, 2021, at California, May 08, 2021  
Field chances: 15 [1-8th], BYU, Feb 25, 2022; San Francisco, Mar 11, 2022  
Putouts: 15 [1-8th], San Francisco, Mar 11, 2022  
Assists: 6, Grand Canyon, Mar 22, 2022  
Runners CS: 1, 7 times

### Balholm, B

Runs scored: 1, BYU, Feb 26, 2022  
Hit by pitch: 1, BYU, Feb 26, 2022  
Struck out: 1, BYU, Feb 26, 2022  
At bats: 1, BYU, Feb 26, 2022  
Field chances: 4, BYU, Feb 26, 2022  
Putouts: 3, BYU, Feb 26, 2022  
Assists: 1, BYU, Feb 26, 2022

### Bodlovich, C

Innings pitched: 4.0, Hawai'i, Feb 28, 2021  
Walks allowed: 3, at Arizona, Apr 01, 2021  
Strikeouts: 4, 4 times  
Batters faced: 18, Rhode Island, May 02, 2021  
Field chances: 2, Nevada, Mar 02, 2021  
Putouts: 1, Nevada, Mar 02, 2021  
Assists: 1, 4 times

### Brithow, L

Hits: 3, at San Diego State, 03-04-22  
Doubles: 1, at San Diego State, 03-04-22  
Home runs: 2 [1-1st], at San Diego State, 03-04-22  
Total bases: 10 [1-4th], at San Diego State, 03-04-22  
RBI: 3, at San Diego State, 03-04-22  
Runs scored: 3, at San Diego State, 03-04-22  
Walks: 1, 4 times  
Hit by pitch: 1, vs UNI V, Mar 25, 2022  
Struck out: 3, at San Diego State, 03-06-22  
Sac flies: 1 [1-8th], at San Diego State, 03-06-22  
At bats: 4, at San Diego State, 03-04-22, Dixie State, Feb 20, 2022

### Bruseer, M

RBI: 1, BYU, Feb 28, 2022  
Walks: 1, 4 times  
Struck out: 1, at Washington, Apr 11, 2021; Stanford, Apr 18, 2021  
At bats: 1, 4 times

### Cacchione, D

Innings pitched: 2.2, San Diego, Feb 20, 2019  
Walks allowed: 3, UCLA, May 21, 2021  
Strikeouts: 3, at Oregon, 3/29/19  
Batters faced: 17, San Diego, Feb 20, 2019  
Field chances: 1, 4 times  
Putouts: 1, Cal Diapital, Mar 20, 2019; Oregon State, May 15, 2021

### Campoe, Ryan

Hits: 3, Washington, Mar 21, 2022  
Doubles: 1, Washington, Mar 21, 2022  
Total bases: 4, Washington, Mar 21, 2022  
RBI: 1, 4 times  
Runs scored: 3, San Francisco, Mar 13, 2022  
Walks: 2, Missouri, Mar 13, 2022, San Francisco, Mar 13, 2022  
Hit by pitch: 1, Washington, Mar 26, 2022  
Struck out: 3, BYU, Feb 25, 2022  
At bats: 5, Washington, Mar 25, 2022; Washington, Mar 21, 2022; vs UNI V, Mar 25, 2022  
Stolen bases: 1, Missouri, Mar 13, 2022  
Field chances: 12, Dixie State, Feb 18, 2022, at Oregon State, Mar 20, 2022  
Putouts: 12, at Oregon State, Mar 20, 2022  
Assists: 3, Dixie State, Feb 18, 2022  
Runners CS: 2 [1-1st], Dixie State, Feb 18, 2022

### Carras, Luis

### Champagn, A

Hits: 3, Oklahoma State, Mar 02, 2022  
Doubles: 1, at Oregon State, Mar 18, 2022  
Total bases: 3, Oklahoma State, Mar 02, 2022  
RBI: 2, Oklahoma State, Mar 02, 2022  
Runs scored: 2, Washington, Mar 26, 2022  
Walks: 2, Washington, Mar 26, 2022  
Hit by pitch: 1, at San Diego State, 03-04-22; Oklahoma State, Mar 01, 2022; Oklahoma State, Mar 02, 2022  
Struck out: 2, at UC Irvine, Mar 08, 2022, at Oregon State, Mar 20, 2022  
Sac flies: 1 [1-8th], at UC Irvine, Mar 08, 2022  
Sac bunts: 1 [1-8th], San Francisco, Mar 13, 2022  
At bats: 4, 9 times  
Stolen bases: 1, Washington, Mar 26, 2022  
Caught stealing: 1 [1-3rd], at San Diego State, 03-04-22  
Field chances: 11, at San Diego State, 03-04-22  
Putouts: 5, Washington, Mar 21, 2022  
Assists: 7 [1-8th], at San Diego State, 03-06-22, at Oregon State, Mar 18, 2022

### Davis, Conor

Hits: 3, 4 times  
Doubles: 1, 4 times  
Home runs: 1, 5 times  
Total bases: 7, Oklahoma State, Mar 01, 2022  
RBI: 4, at San Diego State, 03-04-22; San Francisco, Mar 13, 2022  
Runs scored: 3, Dixie State, Feb 20, 2022; Washington, Mar 25, 2022  
Walks: 4 [1-2nd], BYU, Feb 25, 2022  
Hit by pitch: 1, at Oregon State, Mar 20, 2022  
Struck out: 2, San Francisco, Mar 12, 2022; Missouri, Mar 13, 2022  
At bats: 6 [1-9th], at San Diego State, 03-04-22  
Field chances: 13, at San Diego State, 03-05-22; at UC Irvine, Mar 09, 2022  
Putouts: 13, at San Diego State, 03-05-22  
Assists: 1, 9 times

### Glenn, Jared

Innings pitched: 7.1, at Oregon, 3/19/21  
Walks allowed: 3, Stanford, Apr 18, 2021; at BYU, Apr 27, 2021  
Strikeouts: 6, UCLA, May 29, 2021  
Batters faced: 24, at Oregon, 3/19/21  
Field chances: 5, at Washington, Apr 09, 2021  
Putouts: 1, 5 times  
Assists: 4, at Washington, Apr 09, 2021  
Runners CS: 1, Stanford, Apr 18, 2021

### Haas, Hunter

Hits: 3, Stanford, Apr 18, 2021  
Doubles: 1, 17 times  
Home runs: 1, Hawai'i, Feb 27, 2021; Oregon State, May 15, 2021  
Total bases: 5, Hawai'i, Feb 27, 2021  
RBI: 4, Nevada, Mar 02, 2021  
Runs scored: 3, Washington State, Mar 26, 2021  
Walks: 3 [1-5th], BYU, Feb 25, 2022  
Hit by pitch: 1, 9 times  
Struck out: 2, 5 times  
Sac bunts: 1 [1-9th], at Washington, Apr 09, 2021; Dixie State, Feb 18, 2022  
At bats: 6 [1-9th], at Washington, Apr 09, 2021  
Stolen bases: 1, 12 times  
Caught stealing: 1 [1-3rd], Stanford, Apr 17, 2021; at UC Irvine, Mar 09, 2022  
Field chances: 5, at Washington, Apr 10, 2021  
Putouts: 3, at Utah, Apr 23, 2021; Utah, Mar 07, 2021  
Assists: 8 [1-3rd], at Washington, Apr 10, 2021

### Hansell, J

Innings pitched: 1.0, BYU, Feb 26, 2022  
Walks allowed: 2, Nevada, Feb 22, 2022  
Strikeouts: 1, BYU, Feb 26, 2022  
Batters faced: 8, BYU, Feb 26, 2022  
Field chances: 1, Dixie State, Feb 20, 2022  
Putouts: 1, Dixie State, Feb 20, 2022

### Higgins, K

Hits: 3, UNLV, Mar 16, 2021  
Doubles: 1, UNLV, Mar 16, 2021; Oregon State, May 15, 2021; at USC, May 22, 2021  
Triples: 1 [1-5th], Oregon State, May 15, 2021  
Home runs: 1, Nevada, Mar 02, 2021  
Total bases: 5, Oregon State, May 15, 2021  
RBI: 2, Nevada, Mar 02, 2021  
Runs scored: 2, Oregon State, May 15, 2021  
Walks: 1, Stanford, Apr 18, 2021  
Hit by pitch: 1, UNLV, Mar 16, 2021; Washington State, Mar 26, 2021  
Struck out: 2, at Oregon, 3/20/21; at Utah, Apr 25, 2021  
Sac bunts: 1 [1-9th], at Washington, Apr 11, 2021; Oregon State, May 16, 2021; UCLA, May 28, 2021  
At bats: 4, 5 times  
Stolen bases: 1, Stanford, Apr 17, 2021  
Caught stealing: 1 [1-3rd], Stanford, Apr 16, 2021; Stanford, Apr 17, 2021  
Field chances: 4, Stanford, Apr 17, 2021; Oregon State, May 15, 2021; at USC, May 23, 2021  
Putouts: 4, Stanford, Apr 17, 2021; Oregon State, May 15, 2021; at USC, May 23, 2021

### Vander Kooi

Runs scored: 1, Stanford, May 23, 2019  
Innings pitched: 9.0 [1-1st], at Utah, Apr 19, 2019  
Walks allowed: 5 [1-4th], at Oregon, 3/23/19; Oregon State, Apr 13, 2019  
Strikeouts: 11 [1-4th], Stanford, May 25, 2019  
Batters faced: 38 [1-1st], at Utah, Apr 19, 2019  
Field chances: 5, Boston College, Feb 21, 2020  
Putouts: 3, Boston College, Feb 21, 2020  
Assists: 2, 4 times  
Runners CS: 1, 4 times

### La Flam, L

Runs scored: 1, Xavier, Mar 10, 2019  
Innings pitched: 3.0, at Utah, Apr 20, 2019  
Walks allowed: 5 [1-4th], Long Beach State, Apr 02, 2019  
Strikeouts: 3, UC Davis, Feb 23, 2019  
Batters faced: 17, at Utah, Apr 20, 2019  
Field chances: 1, Long Beach State, Apr 02, 2019; Seattle U, Apr 16, 2019; at Washington, Apr 26, 2019  
Putouts: 1, Long Beach State, Apr 02, 2019; Seattle U, Apr 16, 2019; at Washington, Apr 26, 2019

### Lampe, Joe

Hits: 4 [1-5th], Dixie State, Feb 19, 2022  
Doubles: 2 [1-4th], Grand Canyon, Apr 20, 2021; Washington, Mar 25, 2022  
Triples: 1 [1-5th], 5 times  
Home runs: 1, 11 times  
Total bases: 8, Dixie State, Feb 19, 2022  
RBI: 3, Hawai'i, Feb 27, 2021; San Francisco, Mar 13, 2022; vs UNLV, Mar 29, 2022  
Runs scored: 5 [1-1st], San Francisco, Mar 13, 2022  
Walks: 3 [1-9th], San Francisco, Mar 13, 2022  
Hit by pitch: 1, 10 times  
Struck out: 3, at UC Irvine, Mar 08, 2022  
Sac flies: 1 [1-6th], 4 times  
Sac bunts: 1 [1-9th], 4 times  
At bats: 6 [1-9th], at San Diego State, 03-04-22; at Washington, Apr 09, 2021; vs UNLV, Mar 29, 2022  
Stolen bases: 2 [1-2nd], vs UNLV, Mar 29, 2022  
Caught stealing: 1 [1-3rd], 7 times  
Field chances: 9, at USC, May 21, 2021  
Putouts: 9, at USC, May 21, 2021  
Assists: 2, at Washington, Apr 11, 2021

**Levine, W**

Innings pitched: 5.0, Stanford, Apr 17, 2021  
Walks allowed: 4, vs Fairfield, Jun 04, 2021  
Strikeouts: 3, 6 times  
Batters faced: 23, Stanford, Apr 17, 2021  
Field chances: 2, at UC Irvine, Mar 09, 2022  
Putouts: 1, 9 times  
Assists: 1, 4 times  
Runners CS: 1, at UC Irvine, Mar 09, 2022

**Long, Ethan**

Hits: 4 [t-5th], at Utah, Apr 24, 2021  
Doubles: 1, 18 times  
Triples: 1 [t-5th], San Francisco, Mar 11, 2022  
Home runs: 2 [t-1st], 5 times  
Total bases: 11 [t-2nd], at Utah, Apr 24, 2021  
RBI: 6 [t-2nd], Rhode Island, May 02, 2021  
Runs scored: 3, 5 times  
Walks: 2, 4 times  
Hit by pitch: 1, 9 times  
Struck out: 3, at Washington, Apr 09, 2021; UCLA, May 28, 2021  
Sac flies: 1 [t-6th], 8 times  
At bats: 5, 11 times  
Stolen bases: 1, at San Diego State, 03-05-22; BYU, Feb 25, 2022; at UC Irvine, Mar 08, 2022  
Innings pitched: 1.2, Utah, Mar 05, 2021  
Walks allowed: 1, Sacramento State, Feb 20, 2021; Utah, Mar 05, 2021; Cal State Fullerton, Mar 13, 2021  
Strikeouts: 2, Cal State Fullerton, Mar 13, 2021  
Batters faced: 6, Utah, Mar 05, 2021  
Field chances: 13, at Oregon, 3/19/21  
Putouts: 12, at Oregon, 3/19/21  
Assists: 3, BYU, Feb 26, 2022; Washington, Mar 25, 2022

**Lucas, A.**

Hits: 1, San Francisco, Mar 13, 2022  
Total bases: 1, San Francisco, Mar 13, 2022  
Runs scored: 1, San Francisco, Mar 13, 2022; at Oregon State, Mar 20, 2022; Washington, Mar 27, 2022  
Walks: 1, Oklahoma State, Mar 02, 2022  
Hit by pitch: 1, San Francisco, Mar 13, 2022  
Struck out: 1, Dixie State, Feb 20, 2022; Oklahoma State, Mar 02, 2022  
At bats: 3, Oklahoma State, Mar 02, 2022  
Innings pitched: 2.0, BYU, Feb 26, 2022  
Walks allowed: 2, BYU, Feb 26, 2022  
Strikeouts: 1, at San Diego State, 03-04-22  
Batters faced: 8, BYU, Feb 26, 2022  
Field chances: 3, Oklahoma State, Mar 02, 2022  
Putouts: 3, Oklahoma State, Mar 02, 2022

**Luckham, K**

Innings pitched: 8.0, San Francisco, Mar 12, 2022  
Walks allowed: 3, at San Diego State, 03-05-22  
Strikeouts: 9, San Francisco, Mar 12, 2022  
Batters faced: 30, San Francisco, Mar 12, 2022; at Oregon State, Mar 19, 2022  
Field chances: 3, at Oregon State, Mar 19, 2022  
Putouts: 2, at Oregon State, Mar 19, 2022  
Assists: 2, Dixie State, Feb 19, 2022  
Runners CS: 1, Dixie State, Feb 19, 2022; San Francisco, Mar 12, 2022

**Magee, Cam**

RBI: 1, BYU, Feb 26, 2022; Oklahoma State, Mar 02, 2022  
Runs scored: 1, San Francisco, Mar 13, 2022  
Walks: 1, Oklahoma State, Mar 01, 2022; Oklahoma State, Mar 02, 2022; San Francisco, Mar 12, 2022  
Hit by pitch: 1, San Francisco, Mar 13, 2022  
Struck out: 2, at San Diego State, 03-06-22; San Francisco, Mar 12, 2022  
Sac flies: 1 [t-6th], BYU, Feb 26, 2022  
Sac bunts: 1 [t-9th], San Francisco, Mar 12, 2022  
At bats: 4, Oklahoma State, Mar 01, 2022; at UC Irvine, Mar 09, 2022  
Field chances: 6, Oklahoma State, Mar 02, 2022; San Francisco, Mar 13, 2022  
Putouts: 4, San Francisco, Mar 12, 2022  
Assists: 4, Oklahoma State, Mar 02, 2022

**Marshall, D.**

Runs scored: 1, New Mexico State, Feb 25, 2020  
Walks: 1, Villanova, Feb 15, 2020  
Struck out: 1, 4 times  
At bats: 2, Villanova, Feb 14, 2020  
Innings pitched: 0.1, 5 times  
Walks allowed: 1, at San Diego State, 03-06-22; Dixie State, Feb 20, 2022; Oklahoma State, Mar 02, 2022  
Strikeouts: 1, Dixie State, Feb 20, 2022  
Batters faced: 4, at San Diego State, 03-06-22; Dixie State, Feb 20, 2022  
Field chances: 3, Villanova, Feb 14, 2020  
Putouts: 3, Villanova, Feb 14, 2020

**McLain, S**

Hits: 4 [t-5th], at Utah, Apr 24, 2021; at UC Irvine, Mar 08, 2022  
Doubles: 1, 24 times  
Triples: 1 [t-5th], at San Diego State, 03-05-22; at Oregon, 3/19/21; Washington, Mar 26, 2022  
Home runs: 1, 9 times  
Total bases: 7, at Utah, Apr 24, 2021  
RBI: 4, at Utah, Apr 24, 2021; Rhode Island, May 02, 2021  
Runs scored: 3, at San Diego State, 03-04-22  
Walks: 2, 4 times  
Hit by pitch: 2 [t-1st], Oregon State, May 16, 2021  
Struck out: 3, 5 times  
Sac flies: 1 [t-6th], at Washington, Apr 09, 2021; Rhode Island, Apr 30, 2021; Washington, Mar 25, 2022  
At bats: 6 [t-9th], at Washington, Apr 09, 2021; Stanford, Apr 17, 2021; vs UNLV, Mar 29, 2022  
Stolen bases: 2 [t-2nd], Washington State, Mar 26, 2021  
Caught stealing: 1 [t-3rd], 4 times  
Field chances: 13, Stanford, Apr 17, 2021  
Putouts: 6, Arizona, Apr 01, 2021  
Assists: 8 [t-3rd], Stanford, Apr 17, 2021

**Moyer, Tyler**

Innings pitched: 7.0, at Oregon State, Mar 20, 2022; Washington, Mar 26, 2022  
Walks allowed: 5 [t-4th], at UC Irvine, Mar 08, 2022  
Strikeouts: 9, at Oregon State, Mar 20, 2022  
Batters faced: 28, at Oregon State, Mar 20, 2022  
Field chances: 2, Dixie State, Feb 19, 2022; Nevada, Feb 22, 2022  
Putouts: 1, at Oregon State, Mar 20, 2022  
Assists: 2, Dixie State, Feb 19, 2022; Nevada, Feb 22, 2022  
Runners CS: 1, Nevada, Feb 22, 2022; Washington, Mar 26, 2022

**Murphy, Kai**

Hits: 3, at San Diego State, 03-05-22; UNLV, Mar 16, 2021  
Doubles: 2 [t-4th], Dixie State, Feb 19, 2022  
Triples: 1 [t-5th], at San Diego State, 03-06-22; Nevada, Mar 02, 2021  
Home runs: 1, 4 times  
Total bases: 5, at Washington, Apr 11, 2021; Cal State Fullerton, Mar 13, 2021; Washington State, Mar 26, 2021  
RBI: 3, at Washington, Apr 11, 2021  
Runs scored: 2, 5 times  
Walks: 2, at Oregon, 3/19/21  
Hit by pitch: 1, Arizona, Apr 01, 2021; Dixie State, Feb 18, 2022; Nevada, Feb 22, 2022  
Struck out: 3, 5 times  
Sac flies: 1 [t-6th], 4 times  
Sac bunts: 1 [t-9th], 6 times  
At bats: 6 [t-9th], at Washington, Apr 09, 2021; Stanford, Apr 17, 2021  
Stolen bases: 1, San Francisco, Mar 11, 2022  
Caught stealing: 1 [t-3rd], Dixie State, Feb 18, 2022; Dixie State, Feb 20, 2022  
Innings pitched: 7.0, at California, May 09, 2021  
Walks allowed: 1, Rhode Island, May 02, 2021; at California, May 09, 2021; at USC, May 23, 2021  
Strikeouts: 4, at USC, May 23, 2021  
Batters faced: 23, at California, May 09, 2021  
Field chances: 6, at Oregon, 3/19/21; Sacramento State, Feb 21, 2021  
Putouts: 6, Sacramento State, Feb 21, 2021  
Assists: 1, 4 times

**Osman, G.**

Innings pitched: 3.1, Hawai'i, Feb 26, 2021  
Walks allowed: 4, Oklahoma State, Mar 02, 2022  
Strikeouts: 3, 6 times  
Batters faced: 17, at Oregon State, Mar 18, 2022  
Field chances: 1, 6 times  
Putouts: 1, at Utah, Apr 25, 2021  
Assists: 1, at Washington, Apr 11, 2021; at Grand Canyon, Apr 21, 2021; vs Fairfield, Jun 06, 2021  
Runners CS: 1, Dixie State, Feb 19, 2022; at Nevada, May 11, 2021

**Peery, Brock**

Innings pitched: 6.2, Washington State, Mar 26, 2021  
Walks allowed: 2, 4 times  
Strikeouts: 5, at BYU, Apr 27, 2021; Washington State, Mar 26, 2021  
Batters faced: 25, Washington State, Mar 26, 2021  
Field chances: 2, Arizona, Apr 01, 2021  
Putouts: 1, 4 times  
Assists: 1, 6 times  
Runners CS: 1, Nevada, Mar 02, 2021

**Pivaroff, B.**

Hits: 1, 8 times  
Doubles: 1, BYU, Feb 24, 2022  
Total bases: 2, BYU, Feb 24, 2022  
RBI: 1, 4 times  
Runs scored: 2, Stanford, Apr 16, 2021  
Walks: 1, 4 times  
Hit by pitch: 1, vs Fairfield, Jun 04, 2021  
Struck out: 2, BYU, Feb 24, 2022  
At bats: 4, BYU, Feb 24, 2022  
Caught stealing: 1 [t-3rd], at UC Irvine, Mar 08, 2022  
Innings pitched: 2.0, at Oregon State, Mar 18, 2022  
Walks allowed: 2, at Oregon State, Mar 18, 2022; vs UNLV, Mar 29, 2022  
Strikeouts: 1, at Grand Canyon, Apr 21, 2021; at Oregon State, Mar 18, 2022; vs UNLV, Mar 29, 2022  
Batters faced: 10, at Oregon State, Mar 18, 2022

**Rogers, Will**

Hits: 3, at San Diego State, 03-04-22; Dixie State, Feb 20, 2022  
Doubles: 2 [t-4th], at San Diego State, 03-05-22  
Home runs: 2 [t-1st], Dixie State, Feb 20, 2022  
Total bases: 10 [t-4th], Dixie State, Feb 20, 2022  
RBI: 6 [t-2nd], Dixie State, Feb 20, 2022  
Runs scored: 4 [t-4th], Dixie State, Feb 20, 2022  
Walks: 1, Oklahoma State, Mar 01, 2022; San Francisco, Mar 13, 2022  
Struck out: 3, at Oregon State, Mar 20, 2022  
At bats: 5, 5 times  
Stolen bases: 1, Dixie State, Feb 20, 2022; at UC Irvine, Mar 08, 2022  
Field chances: 6, Washington, Mar 27, 2022  
Putouts: 6, Washington, Mar 27, 2022  
Assists: 1, at UC Irvine, Mar 09, 2022

**Rucker, Trey**

**Tobias, J.**

Hits: 4 [t-5th], Washington, Mar 25, 2022  
Doubles: 1, 5 times  
Triples: 1 [t-5th], Missouri, Mar 13, 2022  
Home runs: 1, at San Diego State, 03-05-22; Washington, Mar 25, 2022  
Total bases: 7, Washington, Mar 25, 2022  
RBI: 5 [t-7th], Washington, Mar 25, 2022  
Runs scored: 2, Washington, Mar 25, 2022  
Walks: 2, San Francisco, Mar 11, 2022  
Hit by pitch: 1, Nevada, Feb 22, 2022; at UC Irvine, Mar 09, 2022  
Struck out: 3, Oklahoma State, Mar 01, 2022  
Sac flies: 1 [t-6th], at UC Irvine, Mar 09, 2022; Washington, Mar 26, 2022  
At bats: 5, Dixie State, Feb 19, 2022; Oklahoma State, Mar 01, 2022; Washington, Mar 25, 2022  
Stolen bases: 1, Missouri, Mar 13, 2022  
Field chances: 1, at Oregon State, Mar 18, 2022  
Putouts: 1, at Oregon State, Mar 18, 2022

**Tulloch, A.**

Innings pitched: 7.0, at San Diego State, 03-04-22; San Francisco, Mar 11, 2022  
Walks allowed: 5 [t-4th], at Oregon State, Mar 18, 2022  
Strikeouts: 13 [1st], San Francisco, Mar 11, 2022  
Batters faced: 28, at San Diego State, 03-04-22  
Field chances: 1, Grand Canyon, Mar 22, 2022  
Assists: 1, Grand Canyon, Mar 22, 2022  
Runners CS: 1, BYU, Feb 25, 2022; Grand Canyon, Mar 22, 2022

**Walker, J.**

Innings pitched: 6.1, at UC Irvine, Mar 09, 2022  
Walks allowed: 3, at Oregon State, Mar 18, 2022  
Strikeouts: 3, Dixie State, Feb 20, 2022; at UC Irvine, Mar 09, 2022  
Batters faced: 25, at UC Irvine, Mar 09, 2022  
Field chances: 1, 7 times  
Assists: 1, 7 times

**Webster, C.**

Innings pitched: 3.0, Nevada, Feb 22, 2022  
Walks allowed: 2, Missouri, Mar 13, 2022; vs UNLV, Mar 29, 2022  
Strikeouts: 4, Nevada, Feb 22, 2022  
Batters faced: 12, Missouri, Mar 13, 2022  
Field chances: 1, Dixie State, Feb 19, 2022; at UC Irvine, Mar 09, 2022; Washington, Mar 27, 2022  
Assists: 1, at UC Irvine, Mar 09, 2022; Washington, Mar 27, 2022