



# SUN DEVIL SOFTBALL



1972 & 1973 AIAW CHAMPIONS • 2008 & 2011 NCAA NATIONAL CHAMPIONS  
32 NCAA POSTSEASON APPEARANCES • 12 NCAA WCWS APPEARANCES

**SOFTBALL CONTACT:** Josh Fisher | **EMAIL:** josh.fisher@asu.edu | **PHONE:** 801-703-5025

## SUN DEVIL SNAPSHOT

CATEGORY	2025	ALL-TIME
Overall record	19-7	1,898-961-2
... on road	2-1	288-324-2
Conference	2-1	451-488-2
... on road	0-0	191-259-2
March Record	6-2	671-248
... on road	2-0	75-69
On March 14	0-0	26-13
On March 15	0-0	31-12
On March 16	0-0	19-12
Friday Record	5-3	544-250
... on road	0-0	80-28
Saturday Record	5-2	550-330
... on road	0-0	83-119
Sunday Record	5-2	313-178-2
... on road	0-0	57-69-2
In Florida	2-0	21-5
... Orlando	0-0	0-0
Game #27 of season	0-0	33-16
Game #28 of season	0-0	37-12
Game #29 of season	0-0	37-12
Ends in 7-innings	12-4	1,440-809-1
Ends by run-rule	4-1	333-66
Ends in extra-innings	3-2	125-86-1
One-run games	5-1	434-325
When scoring 2+ runs	18-3	1,755-364-1
When scoring 5+ runs	14-1	1,157-77
When allowing 2+ runs	11-7	716-824-1
When allowing 5+ runs	2-6	145-433

## ASU PROJECTED LINEUP

Based on last 10 games played

POS	#	NAME	OPS	HR	RBI
2b	18	Tiare Ho-Ching	1.018	4	21
dp	38	Kelsey Hall	1.279	8	32
rf	24	Ashleigh Mejia	.899	5	15
cf	44	Tanya Windle	1.117	3	16
1b	71	Lillian Holtje	1.004	5	11
c	32	Samantha Swan	.838	1	8
lf	21	Yannixa Acuña	.789	0	7
ss	5	AJ Murphy	.968	3	13
3b	20	Takyla Davis	.844	1	9
POS	#	NAME	ERA	WHIP	K/7
rhp	10	Kenzie Brown	1.11	0.85	11.86
rhp	27	Meika Lauppe	2.25	0.96	5.02
rhp	15	Julianne Tipton	5.02	1.62	5.58
rhp	8	Cambree Creager	5.93	2.02	3.35

## GAMES #27-29 /// ROAD GAMES #4-6

Friday, March 14 – Sunday, March 16 | Orlando, Fla. | UCF Softball Complex



## ARIZONA STATE SUN DEVILS

(19-7, 2-1 BIG 12)



## UCF KNIGHTS

(19-9-1, 2-1 BIG 12)

Megan Bartlett

Head Coach

Cindy Ball-Malone

202-172 (.540) [8th season]

Record

334-230-3 (.592) [11th season]

61-64 (.488) [3rd season]

at School

235-114-3 (.672) [7th season]

### FRIDAY

March 14 • 3 p.m. AZT



### SATURDAY

March 15 • 11 a.m. AZT



### SUNDAY

March 16 • 8 a.m. AZT



WATCH



ESPN app /// plus.espn.com

STATS



asu.statbroadcast.com

## TALE OF THE TAPE

(Through March 11 – NCAA Rank)

	AVG	SLG%	RUNS	2B	HR	SB	ERA	WHIP	K/BB	H/7	FLD%
ASU	.327	.530	5.63	1.42	1.25	1.21	3.04	1.24	3.24	6.41	.959
	37	36	71	91	28	98	66	43	16	240	144
UCF	.287	.413	4.00	1.50	0.43	1.29	2.60	1.26	2.52	6.58	.957
	120	128	192	T-63	T-169	80	43	49	40	233	166

## SOFTBALL VISITS UCF IN FIRST BIG 12 ROAD SERIES

*Sun Devils making first trip to Orlando in program history*

Sun Devil Softball continues its trip to Florida this weekend with a three-game Big 12 series at UCF. The series begins on Friday at 6 p.m. ET / 3 p.m. AZT and continues on Saturday at 2 p.m. / 11 a.m. Sunday's series finale is scheduled to begin at 11 a.m. / 8 a.m.

Every game of the series will be played at the UCF Softball Complex.

### How to Follow

All three games will be live on ESPN+ with Eric Lopez (play-by-play) and Alex Powers (analyst) calling the action. Live scoring will be available for every game of the series.

Updates will be provided on social media via X/Twitter (@asusoftball) and Instagram (@sundevilsb).

### Sun Devil Notes

Arizona State starts its second Big 12 series with a 19-7 overall record. They are one of the five conference teams that started conference play at 2-1. The team has gone 2-1 in road games this season.

ASU begins conference play second in the Big 12 and 30th in the NCAA with a .331 batting average. They also rank 33rd in the country in slugging at .539 and 35th with a .406 on base percentage. The team scores 5.92 runs per game, and they have hit 32 home runs to place 22nd nationally.

ASU maintains a 3.11 ERA in the circle while ranking 36th in the NCAA with a 1.25 WHIP. Sun Devil pitchers

## LAST 10 RESULTS

Feb. 28 SEATTLE U	(9) W, 7-6
Feb. 28 YALE	W, 9-1
Mar. 1 UTEP	W, 11-4
Mar. 1 UTAH STATE	W, 4-1
Mar. 2 OREGON STATE	(8) L, 3-6
Mar. 6 BYU*	W, 1-0
Mar. 7 BYU*	L, 5-6
Mar. 8 BYU*	(8) W, 5-4
Mar. 12 at Stetson	W, 5-2
Mar. 12 at Stetson	(5) W, 14-5

Scan or click QR codes throughout these notes to access corresponding/additional information at [TheSunDevils.com](https://TheSunDevils.com)





## PRONUNCIATION GUIDE

### Yannixa (Yaya) Acuña

..... YAW-yaw ah-COON-ya  
 Cambree **Creager** ..... CRAY-ger  
**Takyla** Davis ..... tuh-KY-luh  
**Tiare** Ho-Ching ..... tee-ARR-ay  
**Lillian Holtje** ..... Lilly HOLT-jay  
**Meika Lauppe** ..... ME-kuh loop-EE  
**Nehanda** Lewis ..... nuh-HAWN-duh  
 Ashleigh **Mejia** ..... muh-HE-uh  
 Sydney **Saenz** ..... signs  
 Mary **Iakopo** ..... eye-uh-KO-po

## QUICK FACTS

### ARIZONA STATE UNIVERSITY

Location ..... Tempe, Ariz. 85287  
 Founded ..... 1885  
 Enrollment ..... 183,000+  
 Nickname ..... Sun Devils  
 Colors ..... Maroon & Gold  
 Affiliation ..... NCAA  
 Division I Conference ..... Big 12  
 President ..... Dr. Michael Crow  
 Dir. of Athletics ..... Graham Rossini

### SUN DEVIL SOFTBALL

Program Seasons ..... 57th  
 NCAA ..... 44th  
 Conference Championships ..... 6  
 .. 1977, 1978, 1980, 2008, 2011, 2022  
 NCAA/AIAW Tournament Apps ..... 43  
 NCAA WCWS Appearances ..... 12  
 National Championships ..... 4  
 ..... 1972, 1973, 2008, 2011  
 All-America Selections ..... 44  
 All-Conference Selections ..... 58

### COACHING STAFF

Head Coach ..... Megan Bartlett  
 ..... (Notre Dame, 2005)  
 Hitting Coach ..... Josh Bloomer  
 Pitching Coach ..... Jeremy Manley  
 Defensive Coach ..... Hailey Decker

### STADIUM INFORMATION

Stadium ..... Farrington Stadium  
 Capacity ..... 1,535  
 Opened ..... 2000

### 2024 OUTLOOK

Letterwiners Returning/Lost ..... 7/13  
 Position Starters Ret./Lost ..... 2/6  
 Pitchers Ret./Lost ..... 2/3  
 Newcomers ..... 14

### MEDIA RELATIONS

Softball Contact ..... Josh Fisher  
 Email ..... josh.fisher@asu.edu  
 Cell Phone ..... 801-703-5025

## NUMERICAL ROSTER

#	FULL NAME	POS.	B/T	HT.	YR.	HOMETOWN (PREVIOUS SCHOOL)
0	Nehanda Lewis	INF	R/R	5-4	So.	Land O' Lakes, Fla. (UCF)
2	Grace Molitor	INF	R/R	5-5	Fr.	Marthasville, Mo. (Washington HS)
4	Ayden Allen	INF	R/R	5-10	Jr.	Prosper, Texas (Houston)
5	AJ Murphy	UTL	R/R	5-11	Sr.	Goodyear, Ariz. (San Diego State)
8	Cambree Creager	P	R/R	5-11	Fr.	Georgetown, Texas (Georgetown HS)
10	Kenzie Brown	P	L/R	5-11	Sr.	Lake City, Ill. (Tulsa)
12	Katie Chester	INF	R/R	5-9	Jr.	Liberty, Mo. (Missouri)
14	Sydney Saenz	UTL	R/R	5-6	Jr.	El Paso, Texas (Oregon State)
15	Julianne Tipton	P	R/R	5-7	Fr.	Mount Carmel, Tenn. (Dobyns Bennett HS)
17	Maddie Okano	INF	R/R	5-7	So.	Gilbert, Ariz. (UT Tyler)
18	Tiare Ho-Ching	INF	R/R	5-6	Fr.	Long Beach, Calif. (Long Beach Polytechnic)
19	Corie Shull	UTL/P	R/R	5-6	Fr.	Queen Creek, Ariz. (Queen Creek HS)
20	Takyla Davis	INF	R/R	5-6	Fr.	Georgetown, Del. (Sussex Central HS)
21	Yannixa Acuña	OF	L/R	5-4	Jr.	Tucson, Ariz. (Salpointe Catholic HS)
24	Ashleigh Mejia	OF	L/R	5-4	Fr.	Corona, Calif. (Santiago HS)
27	Meika Lauppe	P	R/R	5-10	So.	Pleasant Grove, Calif. (East Nicolaus HS)
32	Samantha Swan	C/UTL	R/R	5-3	So.	Georgetown, Texas (Georgetown)
38	Kelsey Hall	OF	R/R	5-7	Gr.	Sacramento, Calif. (Boise State)
40	Jolee Benson	OF	R/R	5-8	So.	Gilbert, Ariz. (Chandler-Gilbert CC)
44	Tanya Windle	OF	L/R	5-6	Jr.	Peoria, Ariz. (Utah Tech)
71	Lillian Holtje	C	R/R	5-7	Fr.	Lutz, Fla. (Hillsborough Virtual)

### COACHING STAFF

**Head Coach:** Megan Bartlett (3rd at ASU / 8th overall)  
**Recruiting Coordinator/ Hitting Coach:** Josh Bloomer  
**Pitching Coach:** Jeremy Manley  
**Defensive Coordinator:** Hailey Decker

### SUPPORT STAFF

**Softball Operations:** Lexi Ruiz  
**Director of Player Development:** Mary Iakopo  
**Graduate Assistants:** Andrew Hrnear, Morgan Hornback, Kayla Lissy  
**Student Manager:** Hayden Corrado  
**Athletic Trainer:** Emily Wolfe  
**Strength and Conditioning Coach:** Peter Alosi

### BY HOME STATE

#### ARIZONA (6)

Yannixa Acuña, Jolee Benson, AJ Murphy, Maddie Okano, Corie Shull, Tanya Windle

#### CALIFORNIA (4)

Kelsey Hall, Tiare Ho-Ching, Meika Lauppe, Ashleigh Mejia

#### TEXAS (4)

Ayden Allen, Cambree Creager, Sydney Saenz, Samantha Swan

#### FLORIDA (2)

Lillian Holtje, Nehanda Lewis

#### DELAWARE (1)

Takyla Davis

#### ILLINOIS (1)

Kenzie Brown

#### MISSOURI (2)

Katie Chester, Grace Molitor

#### TENNESSEE (1)

Julianne Tipton

### BY CLASS

#### GRADUATES (1)

Kelsey Hall

#### SENIORS (2)

Kenzie Brown, AJ Murphy

#### JUNIORS (5)

Yannixa Acuña, Ayden Allen, Katie Chester, Sydney Saenz, Tanya Windle

#### SOPHOMORES (5)

Jolee Benson, Meika Lauppe, Nehanda Lewis, Maddie Okano, Samantha Swan

#### FRESHMEN (8)

Cambree Creager, Takyla Davis, Tiare Ho-Ching, Lillian Holtje, Ashleigh Mejia, Grace Molitor, Corie Shull, Julianne Tipton

### RETURNER/NEWCOMER

#### RETURNERS (7)

Yannixa Acuña, Ayden Allen, Kenzie Brown, Kelsey Hall, Meika Lauppe, Samantha Swan, Tanya Windle

#### TRANSFERS (6)

Jolee Benson, Katie Chester, Nehanda Lewis, AJ Murphy, Maddie Okano, Sydney Saenz

#### FRESHMEN (8)

Cambree Creager, Takyla Davis, Tiare Ho-Ching, Lillian Holtje, Ashleigh Mejia, Grace Molitor, Corie Shull, Julianne Tipton





average 7.16 strikeouts per seven innings which has them 27th in the country.

### Looking Back

ASU began its five-game trip to Florida by sweeping a doubleheader against Stetson on Wednesday at Patrica Wilson Stadium. Arizona State took the first game 5-2 before claiming the nightcap 14-5 in five innings.

Last week, the Sun Devils won its inaugural Big 12 series against BYU. They took the opener 1-0 and the finale 5-4 in eight innings. The Cougars won game two 6-5.

### About UCF

UCF welcomes the Sun Devils to Orlando with a 19-9-1 overall record and at 2-1 in Big 12 action. The Knights started conference play by taking two of three at Arizona last weekend.

UCF is batting .287 as a team and they lead the Big 12 with 42 doubles. They are scoring 4.00 runs per game while sitting third in the conference by stealing 1.29 bases per contest. Sierra Humphreys leads the team with 34 hits.

The Knights are third in the Big 12 with a 2.60 ERA and their 1.26 WHIP is fifth in the league. Kaitlyn Felton leads the conference and is third in the NCAA with a 0.53 ERA. She is also tied for the conference lead in wins while throwing three shutouts.

### Strike First, Finish Strong

ASU has been jumping on teams early in games this season, outscoring the opposition 31-11 in the first inning. They are 9-1 when scoring in the first inning and 11-3 when scoring first overall. In a weird twist, the Sun Devils are also 5-1 when the opponent scores in the first inning.

And while scoring in the first has been key, ASU has put teams away late. The Sun Devils have outscored their opponents 28-6 in the fifth and 19-6 in the sixth. That 47-12 advantage in the later innings has helped the team go 10-1 when leading after five and 13-0 when leading after six.

### Long Ball

ASU has used the long ball to its advantage, with 32 home runs on the year. The team ranks second in the Big 12 and 27th nationally in total homers while hitting 1.25 home runs per game, ranking

second in the Big 12 and 28th nationally.

The Sun Devils have homered in 20 games with multiple home runs in a game 10 times. They have gone 16-4 in games they hit a homer and 9-1 when hitting multiple.

### Youth Movement

One of the youngest teams in the country, ASU has had eight freshmen make at least one appearance so far this season. Those freshmen have combined to make 103 starts, accounting for 43 percent of all starts for the year.

The freshman class is batting .300 with a .933 OPS. They have combined to hit 15 home runs – half of the team's total – and drive in 53 while also going 5-3 with 48 strikeouts in the circle.

### Approaching 1,900

ASU enters the weekend series needing two wins to reach 1,900 in the program's history. One of the most successful programs in the country, the team currently holds a record of 1,898-961-2 (.664) since it began in 1967.

### 200 and Counting

ASU head coach Megan Bartlett recorded her 200th career victory in the win over BYU last Saturday. Now in her eighth season as a collegiate head coach and third at ASU, Bartlett has a career record of 202-172 (.540).

### Hall Pass

Kelsey Hall opened the season in the starting lineup just 277 days after tearing her ACL. Having started all 26 games, Hall leads the team with a .430 batting average, eight home runs, and 32 RBIs. She has recorded a hit in 21 games with 12 multi-hit games.

This is her sixth season of collegiate softball, Hall is 18th among active players with 138 runs scored, 21st with 330 total bases, 24th with 137 RBIs and 37 home runs.

### Tanya Time

Tanya Windle has taken over as the starter in center field and she leads the team lead with 36 hits while batting .404. She had hits in both games at Stetson to extend her hitting streak to 11 games. During the streak, Windle is 21-for-38 with seven multi-hit games.

## SERIES HISTORY

# KNIGHTS



Overall	2-1
Home	1-0
Away	0-0
Neutral Site	1-1
Last 10	2-1
Streak	Won 1
First Meeting	2009
Last Meeting	2023
ASU Runs Scored (Avg.)	16 (5.33)
Opp Runs Scored (Avg.)	15 (5.00)

## LAST 10 MEETINGS

2/6/09	H	UCF	W	10-7
3/17/23	N	vs UCF	L	0-8 (6)
3/18/23	N	vs UCF	W	6-0

## BIG 12 SERIES RESULTS

Overall	1-0
... At Home	1-0
... On Road	0-0
Series Opener	1-0
... At Home	1-0
... On Road	0-0
Game 2 of Series	0-1
... At Home	0-1
... On Road	0-0
Game 3 of Series	1-0
... At Home	1-0
... On Road	0-0
Rubber Games	1-0
... At Home	1-0
... On Road	0-0
Sweeps / Were Swept	0 / 0
... At Home	0 / 0
... On Road	0 / 0

SUNDAY	MONDAY	TUESDAY	WEDNESDAY	THURSDAY	FRIDAY	SATURDAY
16 GAME DAY 11 at UCF	17 OFF DAY	18 GAME DAY 6 vs UNLV	19 12:30-3:30 Practice 4-5 Lift 5:15 Media	20 12:30-1:30 Lift 2-5 Practice 5:15 Media	21 GAME DAY 6 vs Arizona	22 GAME DAY 5 vs Arizona
23 GAME DAY 1 vs Arizona	24 OFF DAY	25 12:30-3:30 Practice 4-5 Lift 5:15 Media	26 12:30-1:30 Lift 2-5 Practice 5:15 Media	27 Travel to Ames	28 GAME DAY 4 at Iowa State	29 GAME DAY 1 at Iowa State

To attend a practice day media session, email Josh Fisher (josh.fisher@asu.edu) at least 24 hours in advance.



## SCHEDULE & RESULTS

DATE	OPPONENT	W/L	SCORE/ TIME	INN	TIME OF GM	OVR REC	BIG 12 REC	RANK	GA/ GB	DAILY ATT	TOTAL HM ATT	ASU PITCHER(S) OF RECORD
<b>FEBRUARY (13-5, 0-0 Big 12)</b>				<b>Batting: .350 avg (.952 ops / 23 hr)</b>						<b>Pitching: 3.16 era (1.21 whip)</b>		
Feb 6	MARYLAND	W	7-1	7	1:41	1-0	--	--	--	1,022	1,022	W: Creager (1-0) / S: Brown (1)
Feb 7	MIAMI (OH)	W	15-7	5	2:19	2-0	--	--	--	772	1,794	W: Lauppe (1-0)
Feb 8	MIAMI (OH)	L	4-12	7	2:17	2-1	--	--	--	890	2,684	L: Lauppe (1-1)
Feb 9	#-/21 CALIFORNIA	W	6-4	7	2:19	3-1	--	--	--	741	3,425	W: Brown (1-0)
Feb 13	#21/20 OREGON	W	4-3	(8)	2:28	4-1	--	--	--	1,014	4,439	W: Lauppe (2-1)
Feb 14	NORTH DAKOTA	L	1-10	6	1:52	4-2	--	--	--	--	--	L: Creager (1-1)
Feb 14	WEBER STATE	W	11-0	5	1:19	5-2	--	--	--	1,175	5,614	W: Lauppe (3-1)
Feb 15	#25/- WASHINGTON	W	4-1	7	1:52	6-2	--	--	--	--	--	W: Brown (2-0)
Feb 15	BELMONT	L	1-5	(8)	1:48	6-3	--	--	--	1,485	7,099	L: Lauppe (3-2)
Feb 16	UTAH VALLEY	W	4-3	7	1:55	7-3	--	--	--	1,136	8,235	W: Tipton (1-0) / S: Lauppe (1)
Feb 18	at Grand Canyon	L	0-3	7	1:52	7-4	--	--	--	1,023	--	L: Brown (2-1)
Feb 21	#3/3 FLORIDA	L	1-9	7	2:03	7-5	--	--	--	--	--	L: Creager (1-2)
Feb 21	CALIFORNIA BAPTIST	W	8-1	7	1:47	8-5	--	--	--	1,504	9,739	W: Lauppe (4-2) / S: Brown (2)
Feb 22	PORTLAND STATE	W	10-3	7	1:59	9-5	--	--	--	1,040	10,779	W: Brown (3-1)
Feb 23	NEW MEXICO STATE	W	5-1	7	1:39	10-5	--	--	--	1,108	11,887	W: Brown (4-1)
Feb 27	OREGON STATE	W	9-2	7	2:16	11-5	--	--	--	917	12,804	W: Brown (5-1)
Feb 28	SEATTLE U	W	7-6	(9)	2:51	12-5	--	--	--	--	--	W: Brown (6-1)
Feb 28	YALE	W	9-1	5	1:44	13-5	--	--	--	1,566	14,370	W: Creager (2-2)
<b>MARCH (3-2, 1-1 Big 12)</b>				<b>Batting: .333 avg (.933 ops / 9 hr)</b>						<b>Pitching: 3.00 era (1.32 whip)</b>		
Mar 1	UTEP	W	11-4	7	2:35	14-5	--	--	--	--	--	W: Tipton (2-0)
Mar 1	UTAH STATE	W	4-1	7	2:05	15-5	--	--	--	1,358	15,728	W: Brown (7-1)
Mar 2	OREGON STATE	L	3-6	(8)	2:32	15-6	--	--	--	1,040	16,768	L: Creager (2-3)
Mar 6	BYU	W	1-0	7	1:59	16-6	1-0	1st	+0.5	1,047	17,815	W: Brown (8-1)
Mar 7	BYU	L	5-6	7	2:50	16-7	1-1	t5th	1.0	1,124	18,939	L: Lauppe (4-3)
Mar 8	BYU	W	5-4	(8)	3:18	17-7	2-1	3rd	0.5	1,533	20,472	W: Tipton (3-0)
Mar 12	at Stetson (DH)	W	5-2	7	2:07	18-7	--	--	--	172	--	W: Lauppe (5-3)
Mar 12	at Stetson (DH)	W	14-5	5	1:52	19-7	--	--	--	195	--	W: Tipton (4-0)
Mar 14	at UCF		3:00 pm									
Mar 15	at UCF		11:00 am									
Mar 16	at UCF		8:00 am									
Mar 18	UNLV		6:00 pm									
Mar 21	ARIZONA		6:00 pm									
Mar 22	ARIZONA		5:00 pm									
Mar 23	ARIZONA		1:00 pm									
Mar 28	at Iowa State		2:00 pm									
Mar 29	at Iowa State		11:00 am									
Mar 30	at Iowa State		10:00 am									
<b>APRIL (0-0, 0-0 Big 12)</b>				<b>Batting: .000 avg (.000 ops / 0 hr)</b>						<b>Pitching: 0.00 era (0.00 whip)</b>		
Apr 2	OKLAHOMA STATE		6:00 pm									
Apr 4	KANSAS		6:00 pm									
Apr 5	KANSAS		5:00 pm									
Apr 6	KANSAS		1:00 pm									
Apr 9	at UTEP		11:00 am									
Apr 9	at UTEP		Game 2									
Apr 11	at Utah		4:00 pm									
Apr 12	at Utah		3:00 pm									
Apr 13	at Utah		11:00 am									
Apr 15	GRAND CANYON		6:00 pm									
Apr 17	BAYLOR		6:00 pm									
Apr 18	BAYLOR		6:00 pm									
Apr 19	BAYLOR		5:00 pm									
Apr 25	at Texas Tech		4:00 pm									
Apr 26	at Texas Tech		2:00 pm									
Apr 27	at Texas Tech		10:00 am									
<b>MAY (0-0, 0-0 Big 12)</b>				<b>Batting: .000 avg (.000 ops / 0 hr)</b>						<b>Pitching: 0.00 era (0.00 whip)</b>		
May 7	Big 12 Tournament											
May 8	Big 12 Tournament											
May 9	Big 12 Tournament											
May 10	Big 12 Tournament											





Windle ranks 17th among active NCAA players with 10 triples in her career. Her .397 career batting average is ninth among active players with at least 375 career at-bats.

#### Brown is Back

After sitting out last season with an injury, Kenzie Brown has been solid in her return to the circle. The senior struck out the first five batters she faced this season and now has 96 strikeouts in 56.2 inning pitched.

Brown had 18 strikeouts against BYU last Thursday to tie the ASU record for strikeouts in a 7-inning game. She has three games this season with double-digit strikeouts, becoming the first Sun Devil to do so since 2018. Brown is second in the NCAA by averaging 11.9 strikeouts per seven innings.

#### Around the Horn

Tiare Ho-Ching is batting .350 with 28 hits and 16 RBIs while settling in as the team's lead off hitter. The freshman homered to lead-off game one at Stetson on Wednesday.

Samantha Swan has started every game behind the plate and is fourth on the team with her .333 batting average. She has recorded six multi-hit games

AJ Murphy is batting .347 with three home runs and 13 RBIs. She enters the weekend on a four-game hitting streak.

Lillian Holtje has taken over at first base and has hit five home runs while leading the team with 14 walks.

Takyla Davis has posted a hit on 12 of the team's last 15 games to raise her season average to .321.

Meika Lauppe leads the team with 11 starts in the circle while working 53.0 innings. She has a 5-3 record with 38 strikeouts.

#### Looking Ahead

The Sun Devils will be back at Farrington Stadium for four games next week, starting on Tuesday when they host UNLV at 4 p.m.

## OFFENSIVE BREAKDOWN

BY MONTH	AVG	OPS	R	H	2B	3B	HR	BB	SO	SB	LOB
February	.330	.952	106	151	23	2	23	49	65	24	107
March	.333	.933	48	75	17	1	9	22	24	7	50
April											
May											
BY LOCATION	AVG	OPS	R	H	2B	3B	HR	BB	SO	SB	LOB
Home	.329	.946	135	199	34	2	30	61	83	29	141
Away	.346	.943	19	27	6	1	2	10	6	2	16
Neutral											
BY OPPONENT	AVG	OPS	R	H	2B	3B	HR	BB	SO	SB	LOB
Arizona											
ASU Invitational	.387	1.061	43	67	17	1	6	20	13	9	47
Baylor											
BYU	.280	.797	11	23	3	0	4	6	16	2	18
Grand Canyon	.280	.613	0	7	0	0	0	2	3	0	7
Iowa State											
Kajikawa Classic	.364	1.117	32	40	6	0	9	12	14	1	26
Kansas											
Littlewood Classic	.261	.754	25	36	5	1	5	13	28	6	28
Oklahoma State											
Stetson	.377	1.095	19	20	6	1	2	8	3	2	9
Sun Devil Classic	.324	.945	24	33	3	0	6	10	12	11	22
Texas Tech											
UCF											
UNLV											
Utah											
UTEP	.516	1.304	11	16	3	0	1	5	1	3	8

## ASU WHEN

### BY SCORING / MARGIN

Scored in 1st inning	8-1
Opp. scored in 1st	4-0
Scores first	10-3
Opp. scores first	7-3
Scoring 0-2 runs	0-4
... 3-5 runs	6-2
... 6-9 runs	6-0
... 10+ runs	5-0
Opponent 0-2 runs	9-0
... 3-5 runs	6-2
... 6-9 runs	2-2
... 10+ runs	0-2

### BY STATS

Out-hit opponent	14-2
Out-hit by opponent	0-4
Hits are tied	3-0
Hit 0 home runs	3-3
... 1 home run	6-2
... 2+ home runs	8-1
Opponent 0 home runs	15-2
... 1 home run	1-2
... 2+ HRs	1-2
Made 0 errors	7-2
... 1 error	6-1
... 2+ errors	4-3
Opp. made 0 errors	4-3
... 1 error	8-2
... 2+ errors	5-1

### BY UNIFORM (Jersey/Pants)

Black/Black	0-2
Cream/Cream	5-2
Maroon/Maroon	9-2
Pinstripe/Pinstripe	2-1
White/White	3-0

### BY HELMET

Black Pitchfork	0-2
Maroon Pitchfork	11-3
White Sparky	8-2



# #Big12SB

**Twitter/X:** @Big12Conference

**Facebook:** Facebook.com/Big12

**Instagram:** @Big12Conference

**YouTube:** youtube.com/big12conference

**Website:** big12sports.com



# MISCELLANEOUS STATS

MULTIPLE HIT GAMES	2	3	4	5+	TOT
Hall, Kelsey	11	1	-	-	12
Windle, Tanya	8	1	1	-	10
Ho-Ching, Tiare	5	-	1	-	6
Swan, Samantha	4	2	-	-	6
Murphy, AJ	4	-	-	-	4
Mejia, Ashleigh	4	-	-	-	4
Davis, Takyla	2	1	-	-	3
Acuña, Yannixa	2	1	-	-	3
Lewis, Nehanda	1	1	-	-	2
Holtje, Lillian	1	1	-	-	2
Molitor, Grace	-	1	-	-	1
Allen, Ayden	1	-	-	-	1
<b>TEAM</b>	<b>43</b>	<b>9</b>	<b>2</b>	<b>0</b>	<b>54</b>

MULTIPLE RBI GAMES	2	3	4	5+	TOT
Hall, Kelsey	7	2	-	1	10
Ho-Ching, Tiare	4	2	1	-	7
Davis, Takyla	3	-	-	-	3
Mejia, Ashleigh	1	2	-	-	3
Windle, Tanya	2	1	-	-	3
Holtje, Lillian	3	-	-	-	3
Allen, Ayden	2	-	-	-	2
Murphy, AJ	1	-	1	-	2
Acuña, Yannixa	1	1	-	-	2
Lewis, Nehanda	-	-	1	-	1
<b>TEAM</b>	<b>24</b>	<b>8</b>	<b>3</b>	<b>1</b>	<b>36</b>

PINCH HITTING	H	AB	AVG
Lillian Holtje	2	7	.286
Yannixa Acuña	1	1	1.000
Nehanda Lewis	1	3	.333
Jolee Benson	0	1	.000
Takyla Davis	0	1	.000
Grace Molitor	0	1	.000
Maddie Okano	0	1	.000
Sydney Saenz	0	3	.000
Ayden Allen	0	7	.000
<b>Totals</b>	<b>4</b>	<b>25</b>	<b>.160</b>
<b>Opponents</b>	<b>2</b>	<b>22</b>	<b>.091</b>



ESPN+, the digital home of the Big 12, is available via the ESPN App, ESPN.com or espnplus.com for just \$11.99 per month (or 119.99 per year) and can be canceled at any time.

Subscribers can watch ESPN+ on the ESPN App via most major mobile and connected-TV platforms, including iPhone, iPad, AppleTV, Android devices, Roku and Chromecast.

# SUN DEVILS AT THE PLATE

PLAYER	GW RBI	2-OUT RBI	HITTING STREAK			SEASON/CAREER			
			CAR	SEA	ACT	HITS	RBIs		
Yannixa Acuña		2	6	2		3	3	3	3
Ayden Allen			2	2	1	2	2	2	2
Jolee Benson			1				2		
Katie Chester			5				4		4
Takyla Davis		1	7	7	1	3	3	2	2
Kelsey Hall	6	3	10	10	4	3	4	5	8
Tiare Ho-Ching	5	5	5	5	2	2	2	4	4
Lillian Holtje	2	2	5	5		3	3	2	2
Nehanda Lewis		5	5	5		3	3	4	4
Ashleigh Mejia	4	3	3	3		2	2	3	3
Grace Molitor			4	4		3	3	1	1
AJ Murphy		6	9	4	4	2	3	4	4
Maddie Okano									
Sydney Saenz		1	2	2		1	1	1	1
Corie Shull									
Samantha Swan	1	2	5	5	1	3	3	1	3
Tanya Windle	1	3	16	11	11	4	4	3	4
<b>TOTALS</b>	<b>17</b>	<b>34</b>							

# UPCOMING MILESTONES

Player/Coach	Current #	Milestone
Kenzie Brown	191 strikeouts	Needs 9 for 200 in her career
	20 wins	Needs 5 for 25 in her career
Kelsey Hall	180 hits	Needs 20 for 200 in her career
	38 home runs	Needs 2 for 40 in her career
	144 RBIs	Needs 6 for 150 in her career
	139 runs	Needs 11 for 150 in her career
AJ Murphy	131 hits	Needs 19 for 150 in her career
	85 RBIs	Needs 15 for 100 in her career
Tanya Windle	164 hits	Needs 36 for 200 in her career

# BY INNING

RUNS	1	2	3	4	5	6	7	EX	TOT
Sun Devils	30	18	25	23	28	19	7	4	154
Opponents	11	13	27	18	6	6	11	8	100
ASU Batting Avg.									
ASU ERA									

# LEADS

ASU WHEN	1	2	3	4	5	6
When Leading After	9-1	11-2	12-0	12-1	11-1	13-0
When Trailing After	2-1	4-2	5-4	4-6	2-6	1-5
When Tied After	8-5	4-3	2-3	3-0	3-0	1-1



## SUN DEVIL HOME RUNS

PLAYER	#S	#C	OPPONENT	DATE	INN	ON	OUT	COUNT	SCORE	FINAL
Tanya Windle	1	8	Maryland	Feb 6	%	1	0	0	1-2	0-0 7-1
Tiare Ho-Ching	1	2	Maryland	Feb 6		4	1	0	1-1	5-1 7-1
AJ Murphy	1	13	Miami (OH)	Feb 7	^	2	0	0	2-1	1-5 15-7
AJ Murphy	2	13	Miami (OH)	Feb 7		3	2	2	2-2	1-5 15-7
Kelsey Hall	1	31	Miami (OH)	Feb 7		5	2	0	1-0	9-7 15-7
Takyla Davis	1	1	Miami (OH)	Feb 8		3	1	1	0-0	1-4 4-12
Grace Molitor	1	1	Miami (OH)	Feb 8	^	4	0	0	0-0	3-10 4-12
Tanya Windle	2	8	California	Feb 9	^	5	0	0	3-1	3-4 6-4
Lillian Holtje	1	1	California	Feb 9	!	6	1	1	0-1	4-4 6-4
Tanya Windle	3	8	Weber State	Feb 14		2	0	1	1-2	3-0 11-0
Nehanda Lewis	1	1	Weber State	Feb 14		4	2	2	2-2	8-0 11-0
Tiare Ho-Ching	2	2	Belmont	Feb 15		4	0	1	1-0	0-0 1-5
Ashleigh Mejia	1	1	Utah Valley	Feb 16	\$	6	2	0	0-1	0-3 4-3
Lillian Holtje	2	2	Utah Valley	Feb 16	!\$	6	0	2	1-1	3-3 4-3
Kelsey Hall	2	32	Californa Baptist	Feb 21		3	1	1	1-1	0-0 8-1
Kelsey Hall	3	33	Portland State	Feb 22		1	1	0	2-1	0-3 10-3
Lillian Holtje	3	3	Portland State	Feb 22		4	0	1	2-1	8-3 10-3
Ashleigh Mejia	2	2	New Mexico State	Feb 23		1	2	1	1-0	0-0 5-1
AJ Murphy	3	14	New Mexico State	Feb 23	^	5	0	0	1-2	3-1 5-1
Kelsey Hall	4	34	New Mexico State	Feb 23		5	0	2	2-1	4-1 5-1
Lillian Holtje	4	4	Oregon State	Feb 27		5	1	0	1-1	3-2 9-2
Samantha Swan	1	5	Seattle U	Feb 28		4	0	2	0-0	0-4 7-6
Lillian Holtje	5	5	Seattle U	Feb 28	^	7	0	0	1-1	3-5 7-6
Ashleigh Mejia	3	3	UTEP	Mar 1	^	3	0	0	0-0	4-1 11-4
Kelsey Hall	5	35	Utah State	Mar 1		3	1	0	3-1	1-0 4-1
Ashleigh Mejia	4	4	Oregon State	Mar 2		2	0	1	1-1	0-0 3-6
Tiare Ho-Ching	3	3	BYU	Mar 6	^	6	0	0	0-1	0-0 1-0
Kelsey Hall	6	36	BYU	Mar 7		7	2	1	2-2	2-6 5-6
Kelsey Hall	7	37	BYU	Mar 8		1	1	0	0-0	0-1 5-4
Ashleigh Mejia	5	5	BYU	Mar 8	^	7	0	0	3-2	3-4 5-4
Tiare Ho-Ching	4	4	Stetson-1	Mar 12	%	1	0	0	2-1	0-0 5-2
Kelsey Hall	8	38	Stetson-2	Mar 12		5	2	1	0-0	11-5 14-5

% - Leadoff Game ^ - Leadoff Inning # - Walkoff ! - Pinch Hit \$ - Back-to-Back

## HOME RUN BREAKDOWN

	ASU	Opp
Home	30	10
Road	2	1
Conference	4	2
Non-Conference	28	9
ASU Leading	11	3
ASU Trailing	12	6
Tied	9	2
Go-Ahead	10	3
February	23	6
March	9	5
April	0	0
May	0	0
1st Inning	5	0
2nd Inning	3	1
3rd Inning	5	2
4th Inning	6	3
5th Inning	6	1
6th Inning	4	1
7th Inning	3	2
Extra-Innings	0	1
vs. LHP	7	0
vs. RHP	25	11
With 0 Outs	17	5
With 1 Out	10	3
With 2 Outs	5	3
Back-to-Back	1	0
Pinch-Hit	2	0
Walk-Off	0	0
Leadoff Game	2	0
Leadoff Inning	8	4

## INDIVIDUAL HR BREAKDOWN

2025	1R	2R	3R	GS	TOT
Kelsey Hall	1	4	3		8
Lillian Holtje	3	2			5
Ashleigh Mejia	3	2			5
Tiare Ho-Ching	3	1			4
AJ Murphy	2	1			3
Tanya Windle	3				3
Takyla Davis	1				1
Nehanda Lewis	1		1		1
Grace Molitor	1				1
Samantha Swan	1				1

CAREER	'20	'21	'22	'23	'24	'25	TOT
Hall	0	0	13	11	6	8	38
Murphy			2	5	4	3	14
Windle				4	1	3	8
Holtje						5	5
Mejia						5	5
Swan					4	1	5
Ho-Ching						4	4
Acuña				0	1	0	1
Allen				0	1	0	1
Davis						1	1
Lewis				0		1	1
Molitor						1	1



## HEROICS

### COME FROM BEHIND WINS (8)

DATE	OPPONENT	LARGEST DEFICIT	LATEST DEFICIT	FINAL
Feb. 7	Miami (OH)	5-0 Mid 2	7-5 Mid 5	(5) 15-7
Feb. 9	California	4-0 Mid 3	4-3 Mid 5	6-4
Feb. 13	Oregon	1-0 Mid 1	1-0 Mid 3	(8) 4-3
Feb. 16	Utah Valley	3-0 Mid 2	3-0 Mid 6	4-3
Feb. 22	Portland State	3-0 Mid 1	3-0 Mid 1	10-3
Feb. 27	Oregon State	2-0 Mid 1	2-0 Mid 4	9-2
Feb. 28	Seattle U	4-0 Mid 3	6-5 Mid 8	(9) 7-6
Mar. 8	BYU*	1-0 Mid 1	4-3 Mid 7	(8) 5-4

### LAST AT-BAT WINS (8)

DATE	OPPONENT	#-WALKOFF \$-GAME-ENDING HIT ENTERING LAST AB	FINAL
Feb. 7	Miami (OH)	5-7 Mid 5	\$ (5) 15-7
Feb. 13	Oregon	3-3 Mid 8	# (8) 4-3
Feb. 14	Weber State	8-0 Mid 4	(5) 11-0
Feb. 16	Utah Valley	0-3 Mid 6	4-3
Feb. 28	Yale	5-0 Mid 4	(5) 9-1
Mar. 6	BYU*	0-0 Mid 6	1-0
Mar. 8	BYU*	4-4 Mid 8	# (8) 5-4
Mar. 12	at Stetson-2	10-5 End 4	(5) 14-5

## LATE-INNING PRESSURE SITUATION

Late-inning pressure situations are defined as any at-bat in the fifth inning or later where the batter's team trails by three runs or fewer, is tied or is ahead by only one run. If the bases are loaded and the batting team trails by four runs, this also counts as a late-inning pressure situation.

PLAYER	H-AB	AVG	OPS	HR	RBI	K
Nehanda Lewis	4-7	.571	1.286	0	0	0
Samantha Swan	4-11	.364	.962	0	0	0
Tanya Windle	6-17	.353	.977	1	4	2
Ashleigh Mejia	5-15	.333	1.108	2	5	1
Sydney Saenz	1-3	.333	.667	0	1	1
Lillian Holtje	3-11	.273	1.519	3	4	2
Kelsey Hall	3-12	.250	.558	0	0	2
Tiare Ho-Ching	3-13	.231	.769	1	3	1
Yannixa Acuña	1-6	.167	.333	0	0	2
Ayden Allen	1-6	.167	.333	0	0	1
Takyla Davis	1-6	.167	.542	0	0	2
AJ Murphy	1-6	.167	.452	0	0	1
Jolee Benson	0-0	.000	.000	0	0	0
Maddie Okano	0-0	.000	.000	0	0	0
Grace Molitor	0-5	.000	.167	0	0	1
<b>Totals</b>	<b>33-118</b>	<b>.280</b>	<b>.841</b>	<b>7</b>	<b>17</b>	<b>16</b>

## BIG INNINGS (4+ Runs Scored)

DATE	OPPONENT	INN	PA	R	H	E	LOB	FINAL
Feb. 7	Miami (OH)	B5	14	10	5	4	2	15-7
Feb. 14	Weber State	B2	8	4	5	0	1	11-0 (5)
Feb. 16	Utah Valley	B6	7	4	3	0	0	4-3
Feb. 21	California Baptist	B6	12	6	8	0	3	8-1
Feb. 22	Portland State	B1	11	8	4	2	0	10-3
Feb. 27	Oregon State	B5	10	7	6	1	0	9-2
Feb. 28	Yale	B4	8	4	5	1	1	9-1 (5)
March 1	UTEP	B3	10	5	5	0	2	11-4
March 12	Stetson-2	T1	12	4	3	0	1	14-5 (5)
March 12	Stetson-2	T5	8	4	3	0	1	14-5 (5)





SCORELESS INNINGS

SCORELESS INNINGS	2025	Career
Kenzie Brown	46	123
Cambree Creager	19	19
Meika Lauppe	35	51
Julianne Tipton	24	24
TOTAL	124	217

CONSECUTIVE	Active	2025	Career
Kenzie Brown	0.0	16.0	16.0
Cambree Creager	0.0	5.2	5.2
Meika Lauppe	6.2	11.2	11.2
Julianne Tipton	0.0	7.2	7.2

PERFECT INNINGS	2025	Career
Kenzie Brown	21	46
Cambree Creager	4	4
Meika Lauppe	19	21
Julianne Tipton	12	12
TOTAL	56	83

STRIKEOUTS

PITCHER	K	K%	KL	KL%
Brown	96	42.7%	19	19.8%
Creager	18	11.4%	4	22.2%
Lauppe	38	17.4%	8	21.1%
Tipton	30	16.6%	5	16.7%
TOTAL	182	23.3%	36	19.8%

IN THE CIRCLE

	ERA	WHIP	BAA	W-L	SHO	H	R	ER	BB	K	K/7
Starters	3.68	1.48	.269	7-5	2	104	62	51	40	94	6.78
Relievers	2.52	1.00	.190	12-2	--	60	38	28	18	88	7.93
BY MONTH	ERA	WHIP	BAA	W-L	SHO	H	R	ER	BB	K	K/7
February	3.16	1.21	.242	13-5	1	116	72	55	32	116	6.66
March	3.00	1.32	.226	6-2	1	48	28	24	26	66	8.25
April											
May											
BY LOCATION	ERA	WHIP	BAA	W-L	SHO	H	R	ER	BB	K	K/7
Home	3.04	1.20	.237	15-5	1	128	80	60	38	141	7.15
Away	3.89	1.33	.257	2-1	0	18	10	10	6	11	4.28
Neutral											
BY OPPONENT	ERA	WHIP	BAA	W-L	SHO	H	R	ER	BB	K	K/7
Arizona											
ASU Invitational	2.60	1.28	.244	5-1	0	40	20	16	15	55	8.95
Baylor											
BYU											
Grand Canyon	3.50	1.33	.261	0-1	0	6	3	3	2	4	4.67
Iowa State											
Kajikawa Classic	5.38	1.38	.264	2-1	0	29	24	20	7	33	8.88
Kansas											
Littlewood Classic	2.22	1.02	.213	4-2	1	34	22	13	8	33	5.63
Oklahoma State											
Stetson	4.08	1.33	.255	2-0	0	12	7	7	4	7	4.08
Sun Devil Classic	2.75	1.18	.238	3-1	0	25	14	11	8	20	5.00
Texas Tech											
UCF											
UNLV											
Utah											
UTEP	2.00	1.00	.207	0-0	0	6	4	2	1	11	11.00

INDIVIDUAL BREAKDOWN

STARTING PITCHERS *Stats are for starts only.*

PITCHER	GS	CG	SHO	IP	IP/S	TP/S	W/L	ERA	BAA	WHIP	BB/7	K/7	5+	QS	QS%	RS/7	AFTER LOSS	TEAM REC
Kenzie Brown	3	2	1	20.2	6.7	126.33	2-0	1.35	.141	1.02	3.73	12.87	3	3	100%	2.71	1-0	3-0
Cambree Creager	8	1	0	24.1	3.0	59.13	2-2	5.47	.361	2.05	3.16	4.32	1	1	13%	8.05	0-1	6-2
Meika Lauppe	11	1	1	38.2	3.5	53.64	2-3	2.90	.258	1.22	1.45	4.34	2	2	18%	5.43	2-0	7-4
Julianne Tipton	4	0	0	13.1	3.3	68.50	1-0	6.30	.286	1.95	5.25	8.93	1	1	25%	8.40	1-0	3-1
TOTALS	26	4	2	97.0	3.7	66.00	7-5	3.68	.269	1.48	2.89	6.78	7	7	27%	5.92	4-1	19-7

FROM THE BULLPEN *Stats are for relief appearances only.*

PITCHER	APP	IP	W-L	SV	HLD	ERA	BAA	WHIP	BB/7	K/7	FIRST BATTER FACED				INHERITED	
											RCH-PA	RCH%	K	K%	RI-LOB	LOB%
Kenzie Brown	11	36.0	6-1	2	0	0.97	.150	0.75	1.56	11.28	2-11	.154	6	46%	5-4	80%
Cambree Creager	3	6.1	0-1	0	0	7.74	.393	1.89	1.11	3.32	2-3	.400	1	20%	0-0	0%
Meika Lauppe	6	13.1	3-0	1	0	0.53	.083	0.30	0.00	7.35	0-6	.000	1	13%	11-8	73%
Julianne Tipton	11	22.0	3-0	0	0	4.77	.230	1.59	2.86	4.14	3-11	.231	1	8%	11-4	36%
TOTALS	31	77.2	12-2	3	0	2.52	.190	1.00	1.62	7.93	7-31	.226	9	29%	27-16	59%



## SUN DEVIL PITCHERS



## KENZIE BROWN

Pitcher • Senior • 5-11 • L/R  
Lake City, Ill. • ALAH • Tulsa

10

2025		
1.11 ERA	0.85 WHIP	8-1 W-L
.146 BAA	11.86 K/7	2.35 BB/7
CAREER		
4.05 ERA	1.53 WHIP	21-10 W-L
.234 BAA	8.29 K/7	4.47 BB/7
5+ Strikeouts	10 SEASON	14 CAREER
4 IP & 2 ER of less	7 SEASON	11 CAREER



Returned to action after missing the 2024 season with an injury by appearing in three games of Kajikawa Classic... Struck out the first five batters she faced, and six overall, in earning the save against Maryland ... Tallied 13 strikeouts in 5.2 innings of relief against Oregon State on Feb. 27 ... Made first start of the season against Utah State on March 1 when struck out 12 for seventh win of the year ... Tied ASU record for 7-inning game with 18 strikeouts in 1-0 win over BYU on March 6 ... Ranks second in the NCAA at 11.9 strikeouts per seven innings ... Is the first Sun Devil since G Juarez in 2018 to have at least three 10-plus strikeout games in the same season ... Current 6-game winning streak matches the longest of her career.

## HIGHS &amp; LOWS

SEASON		CAREER
7; (2x) BYU (3/6/25)	Innings	7; (2x) BYU (3/6/25)
2; BYU (3/6/25)	Low-Hit CG	1; Memphis (2/11/23)
4; (2x) BYU (3/8/25)	Hits	8 (2x); Utah (4/7/23)
0; BYU (3/6/25)	Low-Run CG	0 (2x); BYU (3/6/25)
4; BYU (3/8/25)	Runs	9; Wichita State (4/2/22)
3; (2x) BYU (3/8/25)	Earned Runs	6 (3x); Utah (4/7/23)
4; (2x) BYU (3/8/25)	Walks	5; Minnesota (3/5/22)
18; BYU (3/6/25)	SOs	18; BYU (3/6/25)
131; BYU (3/6/25)	Pitches	131; BYU (3/6/25)
6; (2/22/25 - 3/6/25)	W-Streak	6 (2x); (2/22/25 - 3/6/25)

## 2025 BREAKDOWN

	H-AB	AVG
vs. Left	13-59	.220
vs. Right	16-139	.115
vs. Leadoff	17-54	.315
w/Runners	13-88	.148
w/Empty	16-110	.145
w/2-outs	12-68	.176
Fly/Ground	42/59	0.71

## 2025 APPEARANCES

DATE	OPPONENT	RESULT	DEC	G	GS	IP	H	R	ER	BB	SO	HR	NP	RS	W-L	SV	ERA	K7	RS7
2/6/25	Maryland	W 7-1	S	1	0	3.0	1	0	0	0	6	0	32	-	0-0	1	0.00	14.00	
2/8/25	Miami (OH)	L 4-12		1	0	3.1	2	2	1	0	8	1	56	-	0-0	1	1.11	15.47	
2/9/25	California	W 6-4	W	1	0	4.1	1	0	0	0	5	0	61	-	1-0	1	0.66	12.47	
2/13/25	Oregon	W 4-3		1	0	1.0	1	2	0	1	1	0	20	-	1-0	1	0.60	12.00	
2/15/25	Washington	W 4-1	W	1	0	4.0	3	0	0	0	7	0	52	-	2-0	1	0.45	12.06	
2/18/25	Grand Canyon	L 0-3	L	1	0	1.2	3	3	3	2	2	1	43	-	2-1	1	1.62	11.71	
2/21/25	California Baptist	W 8-1	S	1	0	3.0	3	1	1	1	1	0	37	-	2-1	2	1.72	10.33	
2/22/25	Portland State	W 10-3	W	1	0	4.0	0	0	0	2	5	0	59	-	3-1	2	1.44	10.07	
2/23/25	New Mexico State	W 5-1	W	1	0	4.0	1	0	0	0	6	0	44	-	4-1	2	1.24	10.13	
2/27/25	Oregon State	W 9-2	W	1	0	5.2	2	0	0	2	13	0	104	-	5-1	2	1.03	11.12	
2/28/25	Seattle U	W 7-6	W	1	0	2.0	2	1	0	0	4	0	27	-	6-1	2	0.97	11.28	
3/1/25	Utah State	W 4-1	W	1	1	7.0	4	1	1	3	12	0	123	4	7-1	2	0.98	11.40	4.00
3/6/25	BYU	W 1-0	W	1	1	7.0	2	0	0	4	18	0	131	1	8-1	2	0.84	12.32	2.50
3/8/25	BYU	W 5-4		1	1	6.2	4	4	3	4	8	1	125	3	8-1	2	1.11	11.86	2.71
FEBRUARY				11	0	36.0	19	9	5	8	58	2	--	0	6-1	2	0.97	11.28	0.00
MARCH				3	3	20.2	10	5	4	11	38	1	--	8	2-0	0	1.35	12.87	2.77
2025 TOTALS				14	3	56.2	29	14	9	19	96	3	--	8	8-1	2	1.11	11.86	2.71
CAREER				67	16	183.1	163	137	106	117	217	21			21-10	2	4.05	8.29	--



## SUN DEVIL PITCHERS



## CAMBREE CREAGER

Pitcher • Freshman • 5-11 • R/R  
Georgetown, Texas • Georgetown

8

2025		
5.93 ERA	2.02 WHIP	2-3 W-L
.368 BAA	4.11 K/7	2.74 BB/7
CAREER		
5.93 ERA	2.02 WHIP	2-3 W-L
.368 BAA	4.11 K/7	2.74 BB/7
5+ Strikeouts	1 SEASON	1 CAREER
4 IP & 2 ER of less	2 SEASON	2 CAREER



Became the second freshman in three seasons to start the season opener when she took the circle against Maryland ... Held Maryland to one run on four hits to become the first ASU freshman to start and earn the win in the season opener since Dale Ryndak beat Creighton in 2015 ... Held No. 21 Oregon to just one run across her three innings of work on February 13th in the 4-3 win ... Threw 86 pitches against No. 3 Florida with two strikeouts ... Earned the complete game win against Yale on Feb. 28 after allowing one run with six strikeouts ... Threw two scoreless innings versus UTEP on March 1.

## HIGHS &amp; LOWS

SEASON		CAREER
5; Yale (2/28/25)	Innings	5; Yale (2/28/25)
7; Yale (2/28/25)	Low-Hit CG	7; Yale (2/28/25)
8; Florida (2/21/25)	Hits	8; Florida (2/21/25)
1; Yale (2/28/25)	Low-Run CG	1; Yale (2/28/25)
6; Miami (OH) (2/8/25)	Runs	6; Miami (OH) (2/8/25)
5; Miami (OH) (2/8/25)	Earned Runs	5; Miami (OH) (2/8/25)
4; Yale (2/28/25)	Walks	4; Yale (2/28/25)
6; Yale (2/28/25)	SOs	6; Yale (2/28/25)
103; Yale (2/28/25)	Pitches	103; Yale (2/28/25)
1; (2x) (2/8/25)	W-Streak	1; (2x) (2/8/25)

## 2025 BREAKDOWN

	H-AB	AVG
vs. Left	20-52	.385
vs. Right	24-71	.338
vs. Leadoff	14-29	.483
w/Runners	23-72	.319
w/Empty	21-51	.412
w/2-outs	14-38	.368
Fly/Ground	29/36	0.81

## 2025 APPEARANCES

DATE	OPPONENT	RESULT	DEC	G	GS	IP	H	R	ER	BB	SO	HR	NP	RS	W-L	SV	ERA	K7	RS7
2/6/25	Maryland	W 7-1	W	1	1	4.0	4	1	1	0	2	0	60	7	1-0	0	1.75	3.50	12.25
2/8/25	Miami (OH)	L 4-12		1	0	0.2	5	6	5	0	0	1	22		1-0	0	9.00	3.00	
2/9/25	California	W 6-4		1	1	2.1	2	2	2	2	2	0	42	0	1-0	0	8.00	4.00	7.74
2/13/25	Oregon	W 4-3		1	1	3.0	3	1	1	1	0	0	56	3	1-0	0	6.30	2.80	7.50
2/14/25	North Dakota	L 1-10	L	1	1	2.1	5	5	3	1	1	0	46	0	1-1	0	6.81	2.84	6.00
2/16/25	Utah Valley	W 4-3		1	1	1.2	4	3	3	1	2	0	31	0	1-1	0	7.50	3.50	5.25
2/21/25	Florida	L 1-9	L	1	1	4.0	8	5	4	2	2	1	86	0	1-2	0	7.39	3.50	4.04
2/28/25	Yale	W 9-1	W	1	1	5.0	7	1	1	4	6	0	103	9	2-2	0	6.09	4.57	5.96
3/1/25	UTEP	W 11-4		1	0	2.0	1	0	0	0	1	0	38	-	2-2	0	5.60	4.48	
3/2/25	Oregon State	L 3-6	L	1	0	3.2	5	3	2	1	2	1	58	-	2-3	0	5.37	4.40	
3/12/25	Stetson-2	W 14-5		1	1	2.0	6	4	4	0	0	0	49	9	2-3	0	5.93	4.11	8.05
FEBRUARY				8	7	23.0	38	24	20	11	15	2	--	19	2-2	0	6.09	4.57	6.21
MARCH				3	1	7.2	12	7	6	1	3	1	--	9	0-1	0	5.48	2.74	31.50
2025 TOTALS				11	8	30.2	50	31	26	12	18	3	--	28	2-3	0	5.93	4.11	8.05



## SUN DEVIL PITCHERS



## MEIKA LAUPPE

Pitcher • Sophomore • 5-10 • R/R  
Pleasant Grove, Calif. • East Nicolaus

27

2025		
2.29 ERA	0.98 WHIP	5-3 W-L
.216 BAA	5.12 K/7	1.08 BB/7
CAREER		
3.35 ERA	1.50 WHIP	7-4 W-L
.298 BAA	4.26 K/7	2.36 BB/7
5+ Strikeouts	2 SEASON	2 CAREER
4 IP & 2 ER of less	4 SEASON	6 CAREER



strikeout total.

Appeared in two games in the Kajikawa Classic, recording 5.2 innings over one start and one relief appearance ... Earned the win in relief against Miami after allowing two runs (one earned) with four strikeouts in 3.2 innings ... Had a significant role in Littlewood Classic appearing in all six games including three starts for a total of 19.3 innings of action ... She leads the team in ERA at 1.40 ... Started each of the team's past three games ... Has allowed two runs or fewer in eight of 11 appearances, including five scoreless outings ... Has already surpassed her 2024

## HIGHS &amp; LOWS

SEASON		CAREER
7.1; Belmont (2/15/25)	Innings	7.1; Belmont (2/15/25)
2; Weber State (2/14/25)	Low-Hit CG	2; Weber State (2/14/25)
5; (2x) Seattle U (2/28/25)	Hits	10; Memphis (2/17/24)
0; Weber State (2/14/25)	Low-Run CG	0; Weber State (2/14/25)
4; (2x) Seattle U (2/28/25)	Runs	6 (2x); UCLA (5/4/24)
4; Seattle U (2/28/25)	Earned Runs	6 (2x); UCLA (5/4/24)
1; (6x) Oregon State (2/27/25)	Walks	4; Stanford (4/6/24)
8; Weber State (2/14/25)	SOs	8; Weber State (2/14/25)
80; Belmont (2/15/25)	Pitches	87; Memphis (2/17/24)
2; (2/13/25 - 2/14/25)	W-Streak	2 (2x); (2/13/25 - 2/14/25)

## 2025 BREAKDOWN

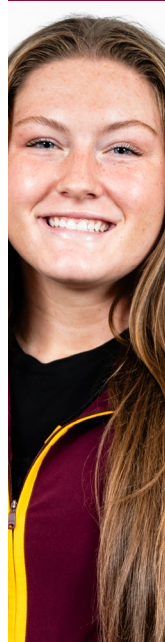
	H-AB	AVG
vs. Left	15-54	.278
vs. Right	26-127	.205
vs. Leadoff	18-45	.400
w/Runners	21-83	.253
w/Empty	20-98	.204
w/2-outs	16-65	.246
Fly/Ground	34/74	0.46

## 2025 APPEARANCES

DATE	OPPONENT	RESULT	DEC	G	GS	IP	H	R	ER	BB	SO	HR	NP	RS	W-L	SV	ERA	K7	RS7
2/7/25	Miami (OH)	W 15-7	W	1	0	3.2	2	2	1	0	4	1	51	-	1-0	0	1.91	7.64	
2/8/25	Miami (OH)	L 4-12	L	1	1	2.0	4	3	3	1	1	0	53	1	1-1	0	4.94	6.18	3.50
2/13/25	Oregon	W 4-3	W	1	0	4.0	0	0	0	0	3	0	65	-	2-1	0	2.90	5.79	
2/14/25	Weber State	W 11-0	W	1	1	5.0	2	0	0	1	8	0	72	11	3-1	0	1.91	7.64	12.00
2/15/25	Washington	W 4-1		1	1	3.0	4	1	1	0	3	0	57	1	3-1	0	1.98	7.53	9.10
2/15/25	Belmont	L 1-5	L	1	1	7.1	5	4	1	1	3	0	80	1	3-2	0	1.68	6.16	5.65
2/16/25	Utah Valley	W 4-3	S	1	0	0.2	0	0	0	0	0	0	5	0	3-2	1	1.64	6.00	
2/18/25	Grand Canyon	L 0-3		1	1	4.1	3	0	0	0	2	0	52	0	3-2	1	1.40	5.60	4.52
2/21/25	California Baptist	W 8-1	W	1	1	4.0	2	0	0	0	2	0	43	2	4-2	1	1.24	5.35	4.36
2/22/25	Portland State	W 10-3		1	1	2.0	2	3	1	1	2	0	50	8	4-2	1	1.36	5.44	6.07
2/23/25	New Mexico State	W 5-1		1	1	3.0	4	1	1	1	1	0	43	3	4-2	1	1.44	5.21	6.16
2/27/25	Oregon State	W 9-2		1	1	1.1	3	2	2	1	0	0	29	0	4-2	1	1.74	5.03	5.91
2/28/25	Seattle U	W 7-6		1	1	2.2	5	4	4	0	1	0	44	0	4-2	1	2.28	4.88	5.45
3/2/25	Oregon State	L 3-6		1	0	0.1	0	0	0	0	0	0	3	-	4-2	1	2.39	5.12	
3/7/25	BYU	L 5-6	L	1	1	4.0	5	3	3	2	1	1	67	3	4-3	1	2.64	4.82	5.43
3/12/25	Stetson-1	W 5-2	W	1	0	3.0	1	0	0	0	6	0	47	-	5-3	1	2.48	5.40	
3/12/25	Stetson-2	W 14-5		1	0	1.2	1	0	0	0	1	0	23	-	5-3	1	2.40	5.36	
FEBRUARY				13	10	43.0	36	20	14	6	30	1	--	27	4-2	1	2.28	4.88	5.64
MARCH				4	1	9.0	7	3	3	2	8	1	--	3	1-1	0	2.33	6.22	5.25
2025 TOTALS				17	11	52.0	43	23	17	8	38	2	--	30	5-3	1	2.29	5.12	5.43
CAREER				34	12	92.0	107	64	44	31	56	6		43	7-4	1	3.35	4.26	6.97



## SUN DEVIL PITCHERS



## JULIANNE TIPTON

Pitcher • Freshman • 5-7 • R/R  
Mount Carmel, Tenn. • Dobyns Bennett

8

2025		
5.02 ERA	1.62 WHIP	4-0 W-L
.249 BAA	5.58 K/7	3.53 BB/7
CAREER		
5.02 ERA	1.62 WHIP	4-0 W-L
.249 BAA	5.58 K/7	3.53 BB/7
5+ Strikeouts	1 SEASON	1 CAREER
4 IP & 2 ER of less	2 SEASON	2 CAREER



Made her ASU debut as the starter against Miami on February 7 ... Made three appearances during the Kajikawa Classic and worked 2.2 innings ... Finished with five strikeouts ... Saw action in three relief appearances in the Littlewood Classic ... Secured her first career win in a clutch performance vs Utah Valley on February 16 ... Allowed just one hit in 4.2 innings in the 4-3 comeback victory ... Limited Seattle U to one run on three hits over 4.1 relief innings on Feb. 28 ... Became the first ASU freshman with double-digit strikeouts in a game since Alyssa Loza in 2017 with 10 strikeouts in a win over UTEP on March 1 ... Added her third win working the final 1.1 innings in the series finale with BYU.

## HIGHS &amp; LOWS

SEASON	CAREER
5; UTEP (3/1/25)	Innings 5; UTEP (3/1/25)
--	Low-Hit CG --
6; (2x) BYU (3/7/25)	Hits 6; (2x) BYU (3/7/25)
--	Low-Run CG --
5; (2x) North Dakota (2/14/25)	Runs 5; (2x) North Dakota (2/14/25)
5; Miami (OH) (2/7/25)	Earned Runs 5; Miami (OH) (2/7/25)
3; (4x) Stetson-1 (3/12/25)	Walks 3; (4x) Stetson-1 (3/12/25)
10; UTEP (3/1/25)	SOs 10; UTEP (3/1/25)
102; UTEP (3/1/25)	Pitches 102; UTEP (3/1/25)
4; (2/16/25 - 3/12/25)	W-Streak 4; (2/16/25 - 3/12/25)

## 2025 BREAKDOWN

	H-AB	AVG
vs. Left	9-38	.237
vs. Right	29-104	.279
vs. Leadoff	11-33	.333
w/Runners	21-73	.288
w/Empty	17-69	.246
w/2-outs	10-47	.213
Fly/Ground	28/40	0.70

## 2025 APPEARANCES

DATE	OPPONENT	RESULT	DEC	G	GS	IP	H	R	ER	BB	SO	HR	NP	RS	W-L	SV	ERA	K7	RS7
2/7/25	Miami (OH)	W 15-7		1	1	1.1	5	5	5	3	3	1	51	0	0-0	0	26.25	15.75	0.00
2/8/25	Miami (OH)	L 4-12		1	0	1.0	1	1	0	0	2	0	15	0	0-0	0	15.00	15.00	
2/9/25	California	W 6-4		1	0	0.1	2	2	2	1	0	0	13	0	0-0	0	18.38	13.13	
2/14/25	North Dakota	L 1-10		1	0	3.2	6	5	4	1	3	0	66	0	0-0	0	12.16	8.84	
2/15/25	Washington	L 1-5		1	0	0.2	0	1	0	0	0	0	9	0	0-0	0	11.00	8.00	
2/16/25	Utah Valley	W 4-3	W	1	0	4.2	1	0	0	1	2	0	65	0	1-0	0	6.60	6.00	
2/21/25	Florida	L 1-9		1	0	3.0	4	4	4	1	0	0	46	0	1-0	0	7.16	4.77	
2/22/25	Portland State	W 10-3		1	0	1.0	1	0	0	0	1	0	12	0	1-0	0	6.70	4.91	
2/28/25	Seattle U	W 7-6		1	0	4.1	3	1	1	0	2	0	40	0	1-0	0	5.60	4.55	
3/1/25	UTEP	W 11-4	W	1	1	5.0	5	4	2	1	10	1	102	9	2-0	0	5.04	6.44	9.95
3/2/25	Oregon State	L 3-6		1	1	4.0	3	3	3	3	4	1	67	2	2-0	0	5.07	6.52	7.45
3/7/25	BYU	L 5-6		1	0	3.0	6	3	3	3	2	0	64	-	2-0	0	5.25	6.34	
3/8/25	BYU	W 5-4	W	1	0	1.1	1	0	0	1	1	0	22	-	3-0	0	5.42	6.77	
3/12/25	Stetson-1	W 5-2		1	1	3.0	3	2	2	3	0	0	54	5	3-0	0	5.35	6.18	11.67
3/12/25	Stetson-2	W 14-5	W	1	0	1.1	1	1	1	1	0	0	16	-	4-0	0	5.35	5.94	
FEBRUARY				9	1	20.0	23	19	16	7	13	1	--	0	1-0	0	5.60	4.55	0.00
MARCH				6	3	17.2	19	13	11	12	17	2	--	16	3-0	0	4.36	6.74	9.33
2025 TOTALS				15	4	37.2	42	32	27	19	30	3	--	16	4-0	0	5.02	5.58	8.40





## TOP 25 GAME CHANGING PLAYS OF SEASON

Win probability calculations courtesy D1Softball.com and 6-4-3 Charts

Date	Opponent	Score	Inn	Outs	Bases	Play	Before	After	Change	Final
Feb 28	Seattle U	4-5	Bot 7	2	1st	Swan RBI double down rf line	10.75	67.55	56.80	7-6
Mar 2	Oregon State	2-3	Bot 7	2	1st & 2nd	Windle RBI single to right field	20.55	64.56	44.01	3-6
Mar 8	BYU	3-4	Bot 7	0	Empty	Mejia solo home run to center field	22.53	65.83	43.30	5-4
Feb 16	Utah Valley	0-3	Bot 6	2	1st & 2nd	Mejia 3-run home run to right center	10.74	53.53	42.79	4-3
Feb 16	Utah Valley	3-3	Bot 6	2	Empty	Holtje solo home run to left field	53.53	84.41	30.88	4-3
Feb 9	California	4-4	Bot 6	1	1st	Holtje 2-run home run to left field	63.20	93.79	30.59	6-4
Mar 8	BYU	0-1	Bot 1	0	1st	Hall 2-run home run to right center	48.71	78.24	29.53	5-4
Mar 6	BYU	0-0	Bot 6	0	Empty	Ho-Ching solo home run to left-center	63.30	87.06	23.76	1-0
Feb 9	California	3-4	Bot 5	0	Empty	Windle solo home run to right field	39.86	62.23	22.37	6-4
Feb 7	Miami (OH)	1-5	Bot 3	2	1st & 2nd	Murphy 3-run home run to left field	13.30	35.53	22.23	15-7
Feb 13	Oregon	3-3	Bot 7	0	Empty	Lewis double to left field	65.96	87.89	21.93	4-3
Feb 28	Seattle U	5-6	Bot 8	1	3rd	Ho-Ching RBI fielder's choice	45.12	66.17	21.05	7-6
Feb 23	New Mexico State	0-0	Bot 1	1	1st & 2nd	Mejia 3-run home run to left center	70.73	91.64	20.91	5-1
Feb 28	Seattle U	6-6	Bot 8	1	1st	Hall singled up the middle, Molitor to third	66.12	86.58	20.46	7-6
Mar 12	Stetson-1	0-0	Top 1	0	Empty	Ho-Ching solo home run to center field	44.99	64.25	19.26	5-2
Feb 28	Seattle U	1-4	Bot 4	2	1st & 2nd	Ho-Ching RBI single to third base	30.56	49.51	18.95	7-6
Feb 15	Belmont	0-0	Bot 4	1	Empty	Ho-Ching solo home run to left field	56.64	75.36	18.72	1-5
Feb 8	Miami (OH)	1-4	Bot 3	1	1st	Davis 2-run home run to left field	21.71	40.18	18.47	4-12
Feb 28	Seattle U	2-4	Bot 6	2	1st & 2nd	Ho-Ching RBI double down lf line	18.50	36.38	17.88	7-6
Feb 13	Oregon	3-3	Bot 8	0	2nd	Ho-Ching RBI single to right field	82.17	100.00	17.83	4-3
Feb 28	Seattle U	6-9	Bot 9	0	2nd	Windle RBI double to left center	82.17	100.00	17.83	7-6
Feb 21	California Baptist	0-0	Bot 3	1	2nd	Hall 2-run home run to center field	67.29	84.94	17.65	8-1
Feb 7	Miami (OH)	5-7	Bot 5	0	1st & 2nd	Holtje walk	44.60	62.02	17.42	15-7
Mar 2	Oregon State	0-0	Bot 2	1	Empty	Mejia solo home run to center field	62.61	79.96	17.35	3-6
Feb 22	Portland State	2-3	Bot 1	0	Loaded	Windle reached on error, RBI	71.12	88.27	17.15	10-3

## WINS WITH LOWEST WIN PROBABILITY

Date	OPPONENT	LOW PROB	SCORE	INNING	FINAL
Feb 28	Seattle U	5.83	4-5	Bot 7	7-6
Feb 7	Miami (OH)	8.06	0-4	Top 2	15-7
Feb 16	Utah Valley	8.85	0-3	Bot 5	4-3
Feb 9	California	10.16	0-4	Top 3	6-4
Feb 22	Portland State	20.29	0-3	Top 1	10-3
Mar 8	BYU	22.53	3-4	Top 7	5-4
Feb 27	Oregon State	23.43	0-2	Top 2	9-2
Mar 6	BYU	28.31	0-0	Top 1	1-0
Feb 13	Oregon	28.86	3-3	Top 8	4-3
Feb 15	Washington	41.27	1-1	Top 4	4-1
Mar 12	Stetson-2	43.37	0-0	Top 1	14-5
Feb 23	New Mexico State	44.55	0-0	Top 1	5-1
Mar 12	Stetson-1	44.99	0-0	Top 1	5-2
Mar 1	Utah State	51.97	0-0	Top 2	4-1
Feb 21	California Baptist	53.82	0-0	Bot 2	8-1
Mar 1	UTEP	54.05	0-0	Top 1	11-4
Feb 6	Maryland	56.06	0-0	Top 1	7-1
Feb 14	Weber State	56.79	0-0	Top 1	11-0
Feb 28	Yale	61.30	0-0	Top 1	9-1



## HIGHS & LOWS

### TEAM BATTING

Most Runs - Sun Devils	15	Miami (OH) (2/7/25)
Most Runs - Opp	12	Miami (OH) (2/8/25)
Most Runs - Both Teams	22	Miami (OH) (2/7/25)
Most Runs - Inning - Sun Devils	10	Miami (OH) (2/7/25)
Most Runs - Inning - Opp	6	(2x) North Dakota (2/14/25)
Most Hits - Sun Devils	16	UTEP (3/1/25)
Most Hits - Opp	12	(2x) Florida (2/21/25)
Most Hits - Both Teams	23	Seattle U (2/28/25)
Fewest Hits - Sun Devils	2	Belmont (2/15/25)
Most Extra-Base Hits - Sun Devils	6	(2x) Seattle U (2/28/25)
Most Extra-Base Hits - Opp	5	Miami (OH) (2/8/25)
Most Singles - Sun Devils	12	UTEP (3/1/25)
Most Doubles - Sun Devils	4	(3x) Utah State (3/1/25)
Most Triples - Sun Devils	1	(3x) at Stetson-2 (3/12/25)
Most Home Runs - Sun Devils	3	(2x) New Mexico State (2/23/25)
Most Home Runs - Opp	2	(3x) Oregon State (3/2/25)
Most Stolen Bases - Sun Devils	7	California Baptist (2/21/25)
Most Stolen Bases - Opp	3	Oregon (2/13/25)
Most Left on Base - Sun Devils	13	Seattle U (2/28/25)
Most Left on Base - Opp	10	(3x) BYU (3/7/25)

### TEAM PITCHING & DEFENSE

Most Strikeouts - Sun Devils	18	BYU (3/6/25)
Most Strikeouts - Opp	12	Belmont (2/15/25)
Fewest Strikeouts - Sun Devils	1	at Stetson-2 (3/12/25)
Fewest Strikeouts - Opp	1	(4x) at Stetson-2 (3/12/25)
Most Walks - Sun Devils	5	(2x) BYU (3/8/25)
Most Walks - Opp	7	Miami (OH) (2/7/25)
Fewest Walks - Sun Devils	0	(3x) Seattle U (2/28/25)
Fewest Walks - Opp	0	Belmont (2/15/25)
Fewest Hits Allowed - Sun Devils	2	(2x) BYU (3/6/25)
Most Errors - Sun Devils	5	Belmont (2/15/25)
Most Errors - Opp	4	(6x) UTEP (3/1/25)
Most Double Plays - Sun Devils	2	Oregon State (3/2/25)
Most Double Plays - Opp	2	Utah State (3/1/25)

### TEAM MISCELLANEOUS

Longest Winning Streak	8	Feb 21 – March 1
Longest Losing Streak	2	Feb 18 – Feb 21
Longest Game - Innings	9	vs Seattle U (Feb 28)
Longest Game - Time (Overall)	3:18	vs BYU (March 8)
Longest Game - Time (7-inn game)	2:50	vs BYU (March 7)
Shortest Game - Time (Overall)	1:19	vs Weber State (Feb 14)
Shortest Game - Time (7-inn game)	1:39	vs New Mexico State (Feb 23)
Largest Crowd (Home)	1,566	vs Seattle U/Yale (Feb 28)
Largest Crowd (Road)	1,023	at Grand Canyon (Feb 18)
Consecutive Games - Home Run	8	March 1 - March 12
Consecutive Games - XBH	15	Feb 21 - March 12
Consecutive Games - Stolen Base	8	Feb 21 - March 1
Consecutive Errorless Games	3	March 1 - 6

### INDIVIDUAL BATTING

At bats:	5	(4x) Mejia, Ashleigh vs Seattle U (Feb 28)
Runs scored:	3	Murphy, AJ vs Miami (OH) (Feb 7)
	3	Mejia, Ashleigh vs Miami (OH) (Feb 7)
Hits:	4	Ho-Ching, Tiare vs Seattle U (Feb 28)
RBIs:	4	Ho-Ching, Tiare vs Maryland (Feb 6)
	4	Murphy, AJ vs Miami (OH) (Feb 7)
	4	Lewis, Nehanda vs Weber State (Feb 14)
Doubles:	2	Windle, Tanya vs Oregon State (Feb 27)
	2	Ho-Ching, Tiare vs Seattle U (Feb 28)
Triples:	1	Windle, Tanya vs Utah Valley (Feb 16)
	1	Acuna, Yannixa vs Oregon State (Feb 27)
Home runs:	2	Murphy, AJ vs Miami (OH) (Feb 7)
Total bases:	8	Murphy, AJ vs Miami (OH) (Feb 7)
Walks:	3	Holtje, Lillian vs Yale (Feb 28)
Strikeouts:	3	Hall, Kelsey vs Belmont (Feb 15)
Stolen bases:	2	Lewis, Nehanda vs California Baptist (Feb 21)

### INDIVIDUAL FIELDING

Putouts:	18	Swan, Samantha vs BYU (Mar 6)
Assists:	8	Molitor, Grace vs Belmont (Feb 15)
Errors:	3	Molitor, Grace vs Belmont (Feb 15)

### INDIVIDUAL PITCHING

Innings pitched:	7.1	Lauppe, Meika vs Belmont (Feb 15)
Runs allowed:	6	Creager, Cambree vs Miami (OH) (Feb 8)
Earned runs:	5	Tipton, Julianne vs Miami (OH) (Feb 7)
	5	Creager, Cambree vs Miami (OH) (Feb 8)
Walks allowed:	4	Creager, Cambree vs Yale (Feb 28)
	4	Brown, Kenzie vs BYU (Mar 6)
	4	Brown, Kenzie vs BYU (Mar 8)
Strikeouts:	18	Brown, Kenzie vs BYU (Mar 6)
Hits allowed:	8	Creager, Cambree vs Florida (Feb 21)
Doubles allowed:	2	Lauppe, Meika vs Belmont (Feb 15)
	2	Creager, Cambree vs Florida (Feb 21)
	2	Creager, Cambree vs Oregon State (Mar 2)
Triples allowed:	1	Creager, Cambree vs Maryland (Feb 6)
Homers allowed:	1	(8x) Creager, Cambree vs Oregon State (Mar 2)
Wild pitches:	2	Brown, Kenzie vs California Baptist (Feb 21)
Hit batters:	3	Brown, Kenzie vs Utah State (Mar 1)



## THE LAST TIME

### BATTING

#### AN ASU TEAM

Had 10+ hits	12; at Stetson-2 (3/12/25)
Had 15+ hits	16; UTEP (3/1/25)
Scored 5+ runs	14; at Stetson-2 (3/12/25)
Scored 10+ runs	14; at Stetson-2 (3/12/25)
Scored 15+ runs	15; Miami (OH) (2/7/25)
Scored 20+ runs	21; Grand Canyon (4/6/21)
Hit 4+ doubles	4; Utah State (3/1/25)
Hit a triple	1; at Stetson-2 (3/12/25)
Hit 2+ triples	2; Oregon State (5/8/24)
Hit 2+ home runs	2; BYU (3/8/25)
Hit 3+ home runs	3; New Mexico State (2/23/25)
Hit 4+ home runs	4; Boise State (3/4/23)
Hit 5+ home runs	6; UTEP (3/6/21)
Hit 6+ home runs	6; UTEP (3/6/21)
Stole 4+ bases	4; Yale (1/4/00)
10+ Runners LOB	13; Seattle U (1/13/00)

#### A SUN DEVIL PLAYER

Had 3+ hits	Yannixa Acuña [3] vs UTEP (3/1/25)
Had 4+ hits	Tiare Ho-Ching [4] vs Seattle U (2/28/25)
Scored 3+ runs	AJ Murphy [3] vs Miami (OH) (2/7/25)
Scored 4+ runs	Jazmine Hill [4] vs Illinois State (2/19/22)
Had 4+ RBIs	Nehanda Lewis [4] vs Weber State (2/14/25)
Had 5+ RBIs	Jazmine Hill [7] vs Michigan State (3/4/23)
Had 6+ RBIs	Jazmine Hill [7] vs Michigan State (3/4/23)
Had 7+ RBIs	Jazmine Hill [7] vs Michigan State (3/4/23)
Hit 2+ doubles	Tiare Ho-Ching [2] vs Seattle U (2/28/25)
Hit a triple	Yannixa Acuña vs Oregon State (2/27/25)
Hit 2+ triples	Makenna Harper [2] vs CSUN (2/9/23)
Hit 2+ home runs	AJ Murphy [2] vs Miami (OH) (2/7/25)
Hit walk-off home run	Audrey LeClair vs California (4/27/24)
Hit a grand slam	Sara Kinch at Arizona (4/21/24)
Led off 1st inn. with HR	Tanya Windle vs Maryland (2/6/25)
Stole 3+ bases	Yanni Acuña [5] at Utah (4/8/23)
Stole 4+ bases	Yanni Acuña [5] at Utah (4/8/23)
Stole 5+ bases	Yanni Acuña [5] at Utah (4/8/23)
Drew 3+ walks	Lillian Holtje [3] vs Yale (2/28/25)
Drew 4+ walks	Cheyenne Coyle [4] vs Arizona (3/30/14)

#### AN OPPOSING TEAM

Had 10+ hits	11; BYU (3/7/25)
Had 15+ hits	15; California (4/26/24)
Scored 5+ runs	5; at Stetson-2 (3/12/25)
Scored 10+ runs	10; North Dakota (2/14/25)
Scored 15+ runs	15; Arizona (4/17/21)
Hit 4+ doubles	4; UCLA (5/5/24)
Hit a triple	1; Maryland (2/6/25)
Hit 2+ triples	2; Washington (3/31/23)
Hit 2+ home runs	2; Oregon State (3/2/25)
Stole 4+ bases	4; Washington (4/2/23)
10+ Runners LOB	10; BYU (3/7/25)

#### AN OPPOSING PLAYER

Had 3+ hits	Katie Dinahey [3] vs Yale (2/28/25)
Had 4+ hits	Shelby Kunkel [4] vs Miami (OH) (2/8/25)
Scored 3+ runs	Shelby Kunkel [3] vs Miami (OH) (2/8/25)
Had 3+ RBIs	Shelby Kunkel [6] vs Miami (OH) (2/8/25)
Hit 2+ doubles	Marissa Burchard [2] vs UTEP (3/1/25)
Hit a triple	Madison Runyan vs Maryland (2/6/25)
Hit 2+ home runs	Shelby Kunkel [2] vs Miami (OH) (2/8/25)

### PITCHING

#### AN ASU TEAM

Threw a no-hitter	vs Arizona [5 inn.] (3/27/22)
Threw a perfect game	vs Arizona [5 inn.] (3/27/22)
Threw a shutout	vs. Weber State (2/14/25)
Recorded 10+ strikeouts	18; BYU (3/6/25)
Recorded 15+ strikeouts	18; BYU (3/6/25)

#### A SUN DEVIL PLAYER

Threw a no-hitter	Marissa Schuld vs Arizona [5 inn.] (3/27/22)
Threw a perfect game	Marissa Schuld vs Arizona [5 inn.] (3/27/22)
Threw a shutout	Kenzie Brown vs BYU (3/6/25)
Recorded 10+ strikeouts	Kenzie Brown [18] vs BYU (3/6/25)
Recorded 15+ strikeouts	Kenzie Brown [18] vs BYU (3/6/25)
Gave up 10+ hits	Deborah Jones [13] at Arizona (4/21/24)
Walked 5+ batters	Deborah Jones [6] vs UCLA (5/3/24)

#### AN OPPOSING TEAM

Threw a no-hitter	vs UCF (3/17/23)
Threw a shutout	vs Utah (4/14/24)
Recorded 10+ strikeouts	12; Belmont (2/15/25)
Recorded 15+ strikeouts	15; at Oklahoma State (3/17/23)

#### AN OPPOSING PLAYER

Threw a no-hitter	Grace Jewell vs UCF (3/17/23)
Threw a shutout	Kaitlyn Terry vs UCLA (N) (5/9/24)
Recorded 10+ strikeouts	Maya Johnson [12] vs Belmont (2/15/25)
Recorded 15+ strikeouts	Kelly Maxwell [15] at Oklahoma State (3/17/23)
Gave up 10+ hits	Anisa Reynolds [14] vs UTEP (3/1/25)
Walked 5+ batters	Ruby Meylan [5] vs Washington (4/2/23)

### FIELDING

#### AN ASU TEAM

Did not commit an error	vs BYU (3/8/25)
Committed 2+ errors	2; BYU (3/7/25)
Turned a double play	1; Florida (2/21/25)
Turned a triple play	

#### A SUN DEVIL PLAYER

Recorded 10+ putouts	Samantha Swan [10] vs BYU (3/8/25)
Recorded 15+ putouts	Samantha Swan [18] vs BYU (3/6/25)
Recorded 5+ assists	Takyla Davis [7] vs BYU (3/7/25)
Committed 2+ errors	Tiare Ho-Ching [2] vs UTEP (3/1/25)

#### AN OPPOSING TEAM

Did not commit an error	vs UTEP (3/1/25)
Committed 2+ errors	3; BYU (3/8/25)
Turned a double play	2; BYU (3/7/25)
Turned a triple play	

#### AN OPPOSING PLAYER

Recorded 10+ putouts	Giselle Gonzalez [11] vs Utah State (3/1/25)
Recorded 15+ putouts	Tuck [15] at Oklahoma State (3/17/23)
Recorded 5+ assists	Taylor Fitch [5] vs Seattle U (2/28/25)
Committed 2+ errors	Kaylee Oh [2] vs Miami (OH) (2/7/25)

### MISCELLANEOUS













#### AN ASU TEAM

Won in extra-innings	5-4 [8] vs BYU (3/8/25)
Won by run-rule	14-5 [5] at Stetson-2 (3/12/25)
6+ runs in an inning	8 [1st] at Stetson-2 (3/12/25)
10+ runs in an inning	10 [5th] vs Miami (OH) (2/7/25)



## BIG 12 STANDINGS (Through March 12)



		BIG 12 GAMES								ALL GAMES								
		W	L	%	GB	RS-RA	+/-	H	A	W	L	T	%	RS-RA	+/-	H	A	N
	Kansas	2	1	.667	--	17-7	+10	0-0	2-1	12	9	0	.571	104-65	+39	0-1	3-4	9-4
	Houston	2	1	.667	0.0	17-14	+3	2-1	0-0	16	7	0	.696	157-139	+18	11-4	0-3	5-0
	Texas Tech	2	1	.667	0.0	12-10	+2	2-1	0-0	20	7	0	.741	177-71	+106	9-1	1-4	10-2
	Arizona State	2	1	.667	0.0	11-10	+1	2-1	0-0	19	7	0	.731	154-100	+54	17-6	2-1	0-0
	UCF	2	1	.667	0.0	15-17	-2	0-0	2-1	19	9	1	.672	112-83	+29	15-4	3-2	1-3-1
	Arizona	1	2	.333	1.0	17-15	+2	1-2	0-0	23	4	0	.852	229-88	+141	17-4	2-0	4-0
	BYU	1	2	.333	1.0	10-11	-1	0-0	1-2	16	6	0	.727	130-50	+80	0-0	4-2	12-4
	Oklahoma State	1	2	.333	1.0	10-12	-2	0-0	1-2	16	6	0	.727	120-68	+52	2-0	4-2	10-4
	Iowa State	1	2	.333	1.0	14-17	-3	0-0	1-2	10	11	0	.476	109-115	-6	0-0	2-5	8-6
	Baylor	1	2	.333	1.0	7-17	-10	1-2	0-0	12	14	0	.462	122-122	0	7-6	1-3	4-5
	Utah	0	0	.000	0.5	0-0	0	0-0	0-0	9	18	0	.333	109-149	-40	0-0	2-5	7-13

### 2025 BIG 12 SOFTBALL PRESEASON POLL

1. Oklahoma State - 99 (9)
2. Texas Tech - 90 (2)
3. Arizona - 81
4. Baylor - 75
5. BYU - 54
6. Utah - 52
7. UCF - 51
8. **Arizona State - 36**
9. Kansas - 34
10. Iowa State - 23
11. Houston - 10

### 2025 BIG 12 SOFTBALL PRESEASON TEAM

Dakota Kennedy, Arizona, Jr., OF\*  
 Regan Shockey, Arizona, So., UTL\*  
**Kelsey Hall, Arizona State, Gr., OF**  
 Turiya Coleman, Baylor, Sr., C/INF  
 Shaylon Govan, Baylor, Sr., INF\*  
 Lily Owens, BYU, Jr., UTL\*  
 Angelina Allen, Iowa State, Sr., OF  
 Katie Brooks, Kansas, Sr., P/UTL  
 Presley Limbaugh, Kansas, Jr., OF  
 RyLee Crandall, Oklahoma State, Jr., P  
 Megan Delgadillo, Oklahoma State, Gr., OF  
 Tallen Edwards, Oklahoma State, Jr., UTL  
 Karli Godwin, Oklahoma State, So., INF  
 Ruby Meylan, Oklahoma State, Jr., P  
 Claire Timm, Oklahoma State, Jr., OF  
 NiJaree Canady, Texas Tech, Jr., P\*  
 Mihyia Davis, Texas Tech, Jr., OF  
 Kaylah Nelsen, Utah, Sr., OF

\*unanimous selection

### BIG 12 TEAM LEADERS Average

.385 Arizona (4)  
**.327 Arizona St. (37)**  
 .322 Oklahoma St. (45)  
 .319 Texas Tech (53)  
 .305 Houston (74)

#### On Base Pct

.467 Arizona (10)  
 .446 Houston (16)  
**.403 Arizona St. (49)**  
 .402 Texas Tech (51)  
 .395 Oklahoma St. (65)

#### Slugging Pct

.626 Arizona (10)  
**.530 Arizona St. (35)**  
 .498 Oklahoma St. (50)  
 .496 Texas Tech (54)  
 .476 BYU (63)

#### ERA

2.00 BYU (16)  
 2.20 Texas Tech (23)  
 2.60 UCF (42)  
 2.70 Kansas (48)  
 2.73 Oklahoma St. (50)

#### WHIP

0.99 Texas Tech (6)  
 1.12 Arizona (21)  
 1.16 BYU (26)  
**1.24 Arizona St. (41)**  
 1.26 UCF (46)

#### Strikeouts per Seven Innings

**7.38 Arizona St. (16)**  
 7.38 Oklahoma St. (17)  
 7.00 Texas Tech (23)  
 6.06 BYU (52)  
 5.83 Arizona (65)

### BIG 12 BATTING LEADERS Average

.468 Paige Dimler, Arizona (40)  
 .461 Kaiah Altmeyer, Arizona (45)  
 .454 Regan Shockey, Arizona (53)  
 .449 Jessie Clemons, Iowa St. (57)  
**.423 Kelsey Hall, Arizona St. (114)**

#### Slugging Pct

.800 Shaylon Govan, Baylor (65)  
 .800 Sydney Stewart, Arizona (65)  
 .789 Devyn Netz, Arizona (72)  
 .784 Brooke Wells, Houston (77)  
 .763 Kaiah Altmeyer, Arizona (91)

#### Hits

44 Regan Shockey, Arizona (2)  
 36 Mihyia Davis, Texas Tech (20)  
 35 Kaiah Altmeyer, Arizona (24)  
 34 Sierra Humphreys, UCF (32)  
 31 Jessie Clemons, Iowa St. (64)

#### Home Runs

8 Sydney Stewart, Arizona (27)  
**7 Kelsey Hall, Arizona St. (52)**  
 7 Devyn Netz, Arizona (52)  
 7 Miranda Stoddard, Arizona (52)  
 7 Brooke Wells, Houston (52)

#### RBIs

30 Regan Shockey, Arizona (16)  
 29 Kaiah Altmeyer, Arizona (21)  
 28 Mihyia Davis, Texas Tech (26)  
 28 Hailey Toney, Texas Tech (26)  
 27 Sydney Stewart, Arizona (33)

#### Stolen Bases

17 Megan Delgadillo, Oklahoma St. (9)  
 15 Mihyia Davis, Texas Tech (20)  
 14 Regan Shockey, Arizona (25)  
 12 Logan Hallemann, Texas Tech (40)  
 10 Three tied (74)

### BIG 12 PITCHING LEADERS ERA

0.53 Kaitlyn Felton, UCF (3)  
 0.75 NiJaree Canady, Texas Tech (6)  
 0.89 Kaysen Korth, BYU (11)  
**1.11 Kenzie Brown, Arizona St. (18)**  
 1.39 Isabella Vega, UCF (39)

#### Hits Allowed per Seven Innings

**3.58 Kenzie Brown, Arizona St. (11)**  
 3.84 NiJaree Canady, Texas Tech (17)  
 3.96 Ruby Meylan, Oklahoma St. (20)  
 4.59 Kaitlyn Felton, UCF (45)  
 4.86 Isabella Vega, UCF (60)

#### Strikeouts

106 NiJaree Canady, Texas Tech (2)  
**96 Kenzie Brown, Arizona St. (8)**  
 86 Ruby Meylan, Oklahoma St. (17)  
 58 Kaysen Korth, BYU (53)  
 55 Two tied (65)

#### Strikeouts per Seven Innings

**11.9 Kenzie Brown, Arizona St. (2)**  
 11.3 NiJaree Canady, Texas Tech (5)  
 9.2 Ruby Meylan, Oklahoma St. (27)  
 7.6 Isabella Vega, UCF (74)  
 7.3 Yessenia Lopez, UCF (97)

#### WHIP

0.64 NiJaree Canady, Texas Tech (2)  
 0.84 Kaitlyn Felton, UCF (21)  
**0.85 Kenzie Brown, Arizona St. (22)**  
 0.87 Kaysen Korth, BYU (27)  
 0.89 Isabella Vega, UCF (31)

#### Wins

9 Kaitlyn Felton, UCF (13)  
 9 Ruby Meylan, Oklahoma St. (13)  
 8 Four tied (30)



## NATIONAL POLLS

## NFCA / GOROUT

Poll No. 5 -- March 11

RK	SCHOOL	PTS	WLT	LW
1.	Oklahoma (18)	22-0	759	2
2.	Texas (13)	24-1	754	1
3.	Florida	26-2	708	3
4.	LSU	23-1	685	4
5.	Texas A&M	21-4	630	5
6.	UCLA	23-4	626	6
7.	Tennessee	21-4	593	7
8.	Oregon	23-2	519	12
9.	South Carolina	20-3	502	11
10.	Florida State	20-6	489	8
11.	Arizona	22-4	420	9
12.	Arkansas	20-3	403	10
13.	Georgia	19-4	395	13
14.	Texas Tech	20-7	364	16
15.	Oklahoma State	16-6	307	15
16.	Duke	17-7	301	14
17.	Virginia Tech	19-5	258	17
18.	Stanford	17-3	242	19
19.	Mississippi State	21-3	237	21
20.	Auburn	20-3	224	18
21.	Nebraska	19-6	203	20
22.	Ole Miss	20-4	152	25
23.	Kentucky	17-6	74	23
24.	Florida Atlantic	24-4	71	24
25.	Alabama	19-7	64	22

## ESPN / USA SOFTBALL

Poll No. 5 -- March 11

RK	SCHOOL	REC	PTS	LAST
1.	Oklahoma (20)	22-0	618	1
2.	Texas (5)	24-1	603	2
3.	Florida	26-2	572	3
4.	LSU	23-1	542	5
5.	UCLA	23-4	511	6
6.	Texas A&M	21-4	507	4
7.	Tennessee	21-4	464	8
8.	Oregon	22-2	443	12
9.	South Carolina	20-3	404	9
10.	Florida State	20-5	402	T10
11.	Arizona	22-4	377	7
12.	Texas Tech	20-7	349	15
13.	Georgia	19-4	279	14
14.	Oklahoma State	16-6	278	13
15.	Arkansas	20-3	262	T10
16.	Virginia Tech	19-5	241	16
17.	Duke	17-7	235	18
18.	Nebraska	19-6	196	19
19.	Mississippi State	22-3	176	22
20.	Stanford	17-3	170	20
21.	Ole Miss	20-4	140	25
22.	Auburn	20-3	119	17
23.	Alabama	19-7	84	21
24.	Liberty	16-4	38	23
25.	Virginia	17-7	34	24

## NCAA RPI

Through March 9

RK	SCHOOL	WLT	ASU RESULT
1.	Auburn	20-3	
2.	Florida	26-2	L, 9-1
3.	Texas A&M	21-4	
4.	Arizona	22-4	Mar. 21-23
5.	LSU	23-1	
6.	UCLA	23-4	
7.	Duke	17-7	
8.	South Carolina	20-3	
9.	Stanford	17-3	
10.	Georgia	19-4	

## Big 12 Schools

4.	Arizona	22-4	Mar. 21-23
11.	Oklahoma State	16-6	Apr. 2
19.	UCF	19-8-1	Mar. 14-16
20.	Texas Tech	20-7	Apr. 25-27
30.	Arizona State	17-7	
31.	Houston	16-7	
50.	BYU	15-6	W L W
51.	Kansas	11-8	Apr. 4-6
69.	Baylor	11-13	Apr. 17-19
89.	Iowa State	10-11	Mar. 28-30
123.	Utah	7-18	Apr. 11-13

## ASU Opponents

2.	Florida	26-2	L, 9-1
22.	Oregon	23-2	W, 4-3
23.	California	19-4	W, 6-4
33.	Belmont	16-7	L, 5-1
35.	Grand Canyon	20-3	L, 3-0 / Apr. 15
38.	Washington	19-7	W, 4-1
48.	Stetson	16-9	Mar. 12
74.	Seattle U	14-9	W, 7-6
87.	Maryland	10-11	W, 7-1
88.	Oregon State	11-12	W, 9-2 / L, 6-3
99.	Utah State	13-9	W, 4-1
106.	California Baptist	13-12	W, 8-1
108.	UNLV	15-9	Mar. 18
128.	Miami (OH)	8-14	W, 15-7 / L, 12-4
146.	North Dakota	11-12	L, 10-1
150.	Weber State	8-16	W, 11-0
155.	Utah Valley	7-13	W, 4-3
157.	New Mexico State	14-11	W, 5-1
195.	UTEP	10-12	W, 11-4 / Apr. 9
229.	Yale	6-9	W, 9-1
256.	Portland State	4-16	W, 10-3

## SUN DEVILS IN THE POLLS

POLL	PRE Jan 28	1 Feb 11	2 Feb 18	3 Feb 25	4 Mar 4	5 Mar 11	6 Mar 18	7 Mar 25	8 Apr 1	9 Apr 8	10 Apr 15	11 Apr 22	12 Apr 29	13 May 6	14 May 13	15 May 20
USA Today / NFCA	--	--	--	--	--	--	--	--	--	--	--	--	--	--	--	--
ESPN / USA Softball	--	--	--	--	--	--	--	--	--	--	--	--	--	--	--	--
D1 Softball	--	--	--	--	--	--	--	--	--	--	--	--	--	--	--	--
Softball America	--	--	--	--	--	--	--	--	--	--	--	--	--	--	--	--
NCAA RPI	--	--	--	--	40	30	--	--	--	--	--	--	--	--	--	--
D1 Softball Diamond	--	--	--	--	--	--	--	--	--	--	--	--	--	--	--	--

## SUN DEVIL NFCA POLL HISTORY Since 1995

First Poll Appearance	No. 22	Most Consecutive Polls Ranked No. 1	6
	March 20, 1996	(2x) Last: April 26, 2011 – January 24, 2012	
Highest Ranking All-Time	No. 1	Most Consecutive Polls Ranked Top 10	70
	(14x) Last: January 24, 2012	March 28, 2006 – May 11, 2010	
Total Polls Ranked	367	Last Time Ranked	No. 22
Most Consecutive Polls Ranked	168		March 14, 2023
	February 21, 2006 – April 20, 2016	Polls Since	32





## TEAM RANKINGS

Through March 9	Stat	Big 12	NCAA
Batting Average	.327	2	37
On Base Percentage	.403	3	49
Slugging Percentage	.530	2	35
Scoring	5.63	4	73
Total Runs	135	4	66
Hits	206	3	35
Doubles per Game	1.42	6	89
Doubles	34	5	66
Triples per Game	0.08	11	230
Triples	2	10	191
Home Runs per game	1.25	2	27
Home Runs	30	2	26
RBI's Per Game	5.33	4	60
Runs Batted In	128	4	50
Stolen Bases per Game	1.21	4	96
Total Stolen Bases	29	4	77
Earned Run Average	3.04	7	68
WHIP	1.24	4	41
Shutouts	2	8	125
Hits Allowed Per 7 Innings	6.41	7	241
Strikeouts Per 7 Innings	7.38	1	16
Strikeout-to-Walk Ratio	3.24	2	16
Fielding Percentage	.959	7	142
Double Plays per Game	0.13	11	263
Double Plays	3	11	232
WL Percentage	.708	5	49

## HONORS

## CAMBREE CREAGER

- D1 Softball D100 Freshman Watch List
- Softball America Freshman Watch List

## KELSEY HALL

- Big 12 Preseason Team

## TIARE HO-CHING

- D1 Softball D100 Freshman Watch List
- Softball America Freshman Watch List

## JULIANNE TIPTON

- D1 Softball D100 Freshman Watch List
- Softball America Freshman Watch List

## TANYA WINDLE

- D1 Softball #30 Outfielder

## INDIVIDUAL RANKINGS (Through March 9)

Player	Statistic	Stat	Big 12	NCAA
Kenzie Brown	Strikeouts Per Seven Innings	11.9	1	2
	Strikeouts	96	2	8
	Hits Allowed Per Seven Innings	3.58	1	11
	Earned Run Average	1.11	4	18
	Saves	2	3	22
	WHIP	0.85	3	22
	Victories	8	3	30
	Strikeout-to-Walk Ratio	5.05	6	41
	Shutouts	1	6	112
	Pitching Appearances	14	11	113
	Innings Pitched	56.2	5	117
	Complete Games	2	7	289
Tiare Ho-Ching	Hit By Pitch	8	2	8
	Hit by Pitch per Game	0.33	2	19
	Doubles	7	5	82
	Assists	44	12	120
	Stolen Bases	6	11	239
Cambree Creager	Games Started	7	11	285
Kelsey Hall	Home Runs	7	2	52
	Total Bases	54	5	68
	RBI's	25	6	71
	Home Runs Per Game	0.29	3	82
	Hits	30	6	86
	Slugging Percentage	0.761	6	94
	Runs Batted In Per Game	1.04	8	102
	Batting Average	0.423	5	114
Lillian Holtje	Home Runs	5	6	145
	Hit By Pitch	3	15	222
Meika Lauppe	Games Started	11	1	33
	Walks Allowed Per Seven Innings	1.18	5	39
	Pitching Appearances	15	6	61
	WHIP	1.04	9	82
	Saves	1	6	86
	Strikeout-to-Walk Ratio	3.88	9	86
	Shutouts	1	6	112
	Innings Pitched	47.1	10	229
Ashleigh Mejia	Home Runs	5	6	145
	Hit By Pitch	3	15	222
Samantha Swan	Caught Stealing By	4	5	100
Julianne Tipton	Pitching Appearances	13	14	170
Tanya Windle	Doubles	8	3	40
	Doubles Per Game	0.33	4	82
	Hits	30	6	86
	Toughest to Strike Out	11.571	4	88
	Total Bases	49	6	108



## ALBERTA B. FARRINGTON SOFTBALL STADIUM



Arizona State University will celebrate the 25th anniversary of Alberta B. Farrington Softball Stadium this season, which was unveiled in 2000 as the home of Sun Devil Softball. During its time as one of the premier softball facilities in the country, Farrington Stadium has welcomed over 800,000 spectators to witness ASU

win nearly 700 games, hosting 11 Regionals and nine Super Regionals. Those large crowds have created an amazing home environment known across the country as Club Farrington.

Farrington Stadium features individual seats in the lower section between the dugouts and chair-back bleachers in the upper sections, with a capacity for 1,535 fans. The new Lapan Sunshine Devil Deck will open in 2025 above the clubhouse down the third baseline, and a grass berm located just beyond the first base dugout provides an additional spectator area.

The stadium has several amenities that make it one of the premier softball stadiums in the country. Sunken dugouts are lighted for night games and have recessed, individual bat slots and locker room access. The playing surface and outfield grass were completely replaced during the offseason. In addition, there is a built-in concession stand, a team shop, restrooms and locker rooms for the visiting team and officials.

Upgrades to the Sun Devil clubhouse were completed last spring to give the team a modern locker room and team area. The redesigned space also added new coaches' offices, locker areas, and a new training room.

The Betsy and Kent Bro Softball Hitting Facility, located down the left field line, opened in 2020 and provides the Sun Devils year-round access to batting cages and the latest technology.

After adding a press box and extending the outfield fences before the 2013 season, Farrington was again upgraded before the beginning of the 2014 season. Solar panels were added above the stands, providing shade to most in the upper deck seats. The facility has also received two major awards for design and excellence in architecture.



## STADIUM FACTS

Opened (Capacity)	2000 (1,535)
Dimensions	L-202 C-210 R-202
All-Time Stadium Record	689-208 (.768)
All-Time Attendance (Average)	829,407 (978)

## TOP 10 LARGEST CROWDS (Since 2010)

1.	2,264	Arizona	Mar. 30, 2014
2.	2,259	Arizona	Mar. 18, 2016
3.	2,243	Arizona	Mar. 28, 2014
4.	2,239	Arizona	Mar. 29, 2014
5.	2,226	Southern Miss	Apr. 26, 2014
6.	2,212	Arizona	Mar. 18, 2016
7.	2,203	Arizona	Mar. 23, 2012
8.	2,199	Arizona	Mar. 24, 2012
9.	2,188	UCLA	May 10, 2014
10.	2,176	Stanford	Mar. 22, 2014

## 2025 LARGEST CROWDS

1.	1,566	Seattle & Yale	Feb. 28, 2025
2.	1,533	BYU	Mar. 8, 2025
3.	1,504	Florida & Cal Baptist	Feb. 21, 2025
4.	1,485	Washington & Belmont	Feb. 15, 2025
5.	1,358	UTEP & Utah State	Mar. 1, 2025
6.	1,175	N. Dakota & Weber State	Feb. 14, 2025
7.	1,136	Utah Valley	Feb. 16, 2025
8.	1,124	BYU	Mar. 7, 2025
9.	1,108	New Mexico State	Feb. 23, 2025
10.	1,047	BYU	Mar. 6, 2025
11.	1,040	Portland State	Feb. 22, 2025
	1,040	Oregon State	Mar. 2, 2025
13.	1,022	Maryland	Feb. 6, 2025
14.	1,014	Oregon	Feb. 13, 2025
15.	917	Oregon State	Feb. 27, 2025





## COACHING STAFF



## MEGAN BARTLETT

Hometown ..... Terre Haute, Ind.  
Education ..... University of Notre Dame, 2005  
MBA ..... Loyola University Chicago, 2007  
JD ..... Northern Illinois, 2012  
Twitter ..... @coachcbartlett

## COACHING CAREER

Loyola Chicago, GA ..... 2005-07  
Northern Illinois, Assistant ..... 2007-12  
DePaul, Volunteer ..... 2013-14  
Purdue, Assistant ..... 2014-15  
Ball State, Head Coach ..... 2016-20  
Texas, Assistant ..... 2021-22  
Arizona State, Head Coach ..... 2023-

Megan Bartlett took over as head coach of the Arizona State softball program in the summer of 2022, becoming the eighth head coach in the program's history.

With the start of a new season, Bartlett has a 183-165 (.526) career record that includes a 42-57 mark in her two seasons leading the Sun Devils.

With Bartlett at the helm, ASU saw Yanni Acuña be named NFCA All-American, NFCA All-Region, All-Pac-12 Conference, CSC Academic All-American and CSC Academic All-District. Jordan VanHook was also named All-Region, and Kylee Magee was named to the Pac-12 All-Freshman Team.

Bartlett guided the Sun Devils through a roster overhaul to finish 2023 with a 22-26 overall record. That included a series win over Women's College World Series participant Washington and an eight-game winning streak early in the season.

Prior to taking the Sun Devils, Bartlett spent two seasons as an assistant coach at the University of Texas. That followed five seasons in Indiana as a head coach building the Ball State softball program.

As the head coach at Ball State for five seasons (2016-20), Bartlett led the program to a 141-108 overall record (.567) while registering three consecutive 30-win seasons from 2017-19. Over that stretch, she helped guide the Cardinals to the 2018 Mid-American Conference (MAC) West Division title with that season's 37 victories marking the fourth-most wins in a single season in program history.

Bartlett began her coaching career as a graduate assistant coach at Loyola University Chicago (2005-07), where she was part of the 2007 Horizon League Coaching Staff of the Year while helping her squad to the league's regular season title.

From there, she moved on to become an assistant coach at Northern Illinois (2007-12), working with infielders and outfielders while also serving as the recruiting coordinator, offensive coordinator and camp coordinator.

After spending a single campaign at DePaul as a volunteer assistant coach for the 2014 Big East regular season and tournament champions (44-11), Bartlett moved on to become an assistant coach at Purdue (2014-15).

Bartlett was a four-year letter winner at Notre Dame (2002-05) under her maiden name Megan Ciolli, helping power the Irish to four NCAA Regional appearances, four Big East regular season championships and two Big East Tournament titles. A two-time NFCA All-American (2004, 2005), she captained the 2005 squad to a 46-15 mark while helping secure the program's first-ever NCAA Regional home contests.

The 2004 Big East Player of the Year, Bartlett completed her playing career at Notre Dame as the program's leader in hits (284) and stolen bases (76) while finishing in the top five in batting average (second - .368) and runs scored (second - 161). She also finished ranked in the UND career top 10 in doubles (ninth - 37), triples (seventh - 9), HRs (ninth - 13) and RBIs (10th - 101).

Bartlett graduated from the University of Notre Dame with a bachelor's degree of business administration in managerial consulting in 2005. She completed her master's of business administration in healthcare administration at Loyola University Chicago in 2007 and went on to earn a juris doctor from Northern Illinois in 2012.

A licensed attorney in the state of Illinois, she is married to Mike Bartlett, a former professional hockey player, and they have two daughters, Vivian and Maren.

## ASSISTANT COACHES



**JOSH BLOOMER**  
Assistant Coach  
(Hitting Coach)  
First Season



**JEREMY MANLEY**  
Assistant Coach  
(Pitching Changes)  
Third Season



**HAILEY DECKER**  
Assistant Coach  
(1st Base Coach)  
Second Season

## BARTLETT'S COACHING RECORD

Year	School	OVERALL				CONFERENCE			
		W	L	T	%	W	L	T	%
2016	Ball State	22	32	0	.407	8	16	0	.333
2017	Ball State	30	28	0	.517	14	10	0	.583
2018	Ball State	37	19	0	.661	16	7	0	.696
2019	Ball State	34	20	0	.630	9	8	0	.529
2020	Ball State	18	9	0	.667				
2023	Arizona State	22	26	0	.458	6	18	0	.250
2024	Arizona State	20	31	0	.392	3	21	0	.125
2025	Arizona State	19	7	0	.731	2	1	0	.667
<b>8 Season Career</b>		<b>202</b>	<b>172</b>	<b>0</b>	<b>.540</b>	<b>58</b>	<b>81</b>	<b>0</b>	<b>.417</b>
3 Seasons @ Arizona State		61	64	0	.488	11	40	0	.216
5 Seasons @ Ball State		141	108	0	.566	47	41	0	.534

## SUPPORT STAFF



**Mary Iakopo**  
Dir. of Player Development



**Andrew Hrnacar**  
Grad Assistant



**Morgan Hornback**  
Grad Assistant



**Kayla Lissy**  
Grad Assistant



**Hayden Corrado**  
Manager



**Lexi Ruiz**  
Dir. of Operations



**Peter Alosi**  
Strength & Conditioning



**Emily Wolfe**  
Athletic Trainer



## SEASON STATISTICS

**ALL GAMES** Minimum 2.5 Plate Appearances per game | Players must play in 75% of their team's games

SEASON	AVG	OBP	SLG	OPS	GP	GS	AB	R	H	2B	3B	HR	RBI	BB	HBP	SO	SF	SH	SB	ATT
Kelsey Hall	.430	.495	.785	1.279	26	26	79	13	34	4	0	8	32	10	1	12	1	0	0	0
Tanya Windle	.404	.443	.674	1.117	26	26	89	24	36	11	2	3	16	6	1	7	1	0	4	5
Tiare Ho-Ching	.350	.430	.588	1.018	26	26	80	23	28	7	0	4	21	4	8	9	1	1	6	9
Samantha Swan	.333	.380	.458	.838	26	26	72	11	24	6	0	1	8	6	0	4	1	0	3	3
Takyla Davis	.321	.429	.415	.844	24	21	53	14	17	2	0	1	9	8	2	15	0	2	2	4
Ashleigh Mejia	.265	.354	.544	.899	24	24	68	13	18	4	0	5	15	7	3	11	1	2	1	3
Lillian Holtje	.245	.433	.571	1.004	25	16	49	9	12	1	0	5	11	14	3	7	1	0	1	1
AJ Murphy	.347	.396	.571	.968	19	19	49	12	17	2	0	3	13	3	1	3	0	2	1	1
Yannixa Acuña	.345	.375	.414	.789	20	10	29	10	10	0	1	0	7	2	0	5	1	1	5	6
Nehanda Lewis	.306	.393	.388	.781	24	18	49	9	15	1	0	1	7	4	3	6	0	2	3	5
Grace Molitor	.292	.370	.417	.787	22	12	24	8	7	0	0	1	1	3	0	6	0	2	4	4
Sydney Saenz	.222	.300	.222	.522	12	0	9	3	2	0	0	0	2	1	0	2	0	1	1	1
Ayden Allen	.194	.235	.258	.493	17	10	31	2	6	2	0	0	4	2	0	2	1	0	0	0
Jolee Benson	.000	.000	.000	.000	1	0	1	0	0	0	0	0	0	0	0	0	0	0	0	0
Maddie Okano	.000	.000	.000	.000	9	0	1	3	0	0	0	0	0	0	0	0	0	0	0	0
<b>Totals</b>	<b>.331</b>	<b>.406</b>	<b>.539</b>	<b>.945</b>	<b>26</b>	<b>26</b>	<b>683</b>	<b>154</b>	<b>226</b>	<b>40</b>	<b>3</b>	<b>32</b>	<b>146</b>	<b>70</b>	<b>22</b>	<b>89</b>	<b>8</b>	<b>13</b>	<b>31</b>	<b>42</b>
<b>Opponents</b>	<b>.237</b>	<b>.310</b>	<b>.326</b>	<b>.635</b>	<b>26</b>	<b>26</b>	<b>691</b>	<b>100</b>	<b>164</b>	<b>26</b>	<b>1</b>	<b>11</b>	<b>89</b>	<b>58</b>	<b>17</b>	<b>182</b>	<b>6</b>	<b>10</b>	<b>21</b>	<b>26</b>

**ALL GAMES** Minimum 1 IP / Team Game

PITCHER	ERA	WHIP	BAA	W	L	APP	GS	CG	SHO	SV	IP	H	R	ER	BB	SO	2B	3B	HR	WP	HBP
Kenzie Brown	1.11	0.85	.146	8	1	14	3	2	1	2	56.2	29	14	9	19	96	7	0	3	5	7
Meika Lauppe	2.25	0.96	.216	5	3	17	11	1	1	1	53.0	43	23	17	8	38	6	0	2	5	3
Julianne Tipton	5.02	1.62	.266	4	0	15	4	0	0	0	37.2	42	32	27	19	30	6	0	3	6	2
Cambree Creager	5.93	2.02	.368	2	3	11	8	1	0	0	30.2	50	31	26	12	18	7	1	3	3	5
<b>Totals</b>	<b>3.11</b>	<b>1.25</b>	<b>.237</b>	<b>19</b>	<b>7</b>	<b>26</b>	<b>26</b>	<b>4</b>	<b>2</b>	<b>3</b>	<b>178.0</b>	<b>164</b>	<b>100</b>	<b>79</b>	<b>58</b>	<b>182</b>	<b>26</b>	<b>1</b>	<b>11</b>	<b>19</b>	<b>17</b>
<b>Opponents</b>	<b>5.74</b>	<b>1.81</b>	<b>.331</b>	<b>7</b>	<b>19</b>	<b>26</b>	<b>26</b>	<b>7</b>	<b>1</b>	<b>1</b>	<b>163.1</b>	<b>226</b>	<b>154</b>	<b>134</b>	<b>70</b>	<b>89</b>	<b>40</b>	<b>3</b>	<b>32</b>	<b>21</b>	<b>22</b>

PITCHER	W%	K/7	BB/7	K/BB	H/7	2B/7	3B/7	HR/7
Kenzie Brown	.889	11.86	2.35	5.05	3.58	0.86	0.00	0.37
Meika Lauppe	.625	5.02	1.06	4.75	5.68	0.79	0.00	0.26
Julianne Tipton	1.000	5.58	3.53	1.58	7.81	1.12	0.00	0.56
Cambree Creager	.400	3.35	2.74	1.50	11.41	1.60	0.23	0.68
<b>Totals</b>	<b>.731</b>	<b>7.16</b>	<b>2.28</b>	<b>3.14</b>	<b>6.45</b>	<b>1.02</b>	<b>0.04</b>	<b>0.43</b>
<b>Opponents</b>	<b>.269</b>	<b>3.81</b>	<b>3.00</b>	<b>1.27</b>	<b>9.69</b>	<b>1.71</b>	<b>0.13</b>	<b>1.37</b>



SEASON STATISTICS

**BIG 12 GAMES** Minimum 2.5 Plate Appearances per game | Players must play in 75% of their team's games

SEASON	AVG	OBP	SLG	OPS	GP	GS	AB	R	H	2B	3B	HR	RBI	BB	HBP	SO	SF	SH	SB	ATT
Takyla Davis	.444	.444	.444	.889	3	3	9	1	4	0	0	0	0	0	0	2	0	0	0	0
Tanya Windle	.364	.364	.545	.909	3	3	11	0	4	2	0	0	0	0	0	1	0	0	0	0
Tiare Ho-Ching	.333	.500	.667	1.167	3	3	9	3	3	0	0	1	2	2	1	3	0	0	0	0
Ashleigh Mejia	.333	.400	.667	1.067	3	3	9	2	3	0	0	1	1	1	0	0	0	0	0	0
Kelsey Hall	.300	.364	.900	1.264	3	3	10	2	3	0	0	2	5	1	0	2	0	0	0	0
Samantha Swan	.250	.250	.375	.625	3	3	8	1	2	1	0	0	0	0	0	0	0	0	1	1
Yannixa Acuña	.143	.222	.143	.365	3	3	7	0	1	0	0	0	1	1	0	2	1	0	1	1
Lillian Holtje	.000	.111	.000	.111	3	3	8	0	0	0	0	0	0	1	0	3	0	0	0	0
Nehanda Lewis	.500	.500	.500	1.000	2	0	2	0	1	0	0	0	0	0	0	0	0	0	0	0
AJ Murphy	.333	.333	.333	.667	3	3	6	1	2	0	0	0	0	0	0	1	0	1	0	0
Grace Molitor	.000	.000	.000	.000	3	0	1	1	0	0	0	0	0	0	0	1	0	0	0	0
Ayden Allen	.000	.000	.000	.000	1	0	2	0	0	0	0	0	0	0	0	1	0	0	0	0
Totals	.280	.333	.463	.797	3	3	82	11	23	3	0	4	9	6	1	16	1	1	2	2
Opponents	.220	.340	.329	.669	3	3	82	10	18	3	0	2	10	14	1	30	0	1	2	2

**BIG 12 GAMES** Minimum 1 IP / Team Game

PITCHER	ERA	WHIP	BAA	W	L	APP	GS	CG	SHO	SV	IP	H	R	ER	BB	SO	2B	3B	HR	WP	HBP
Kenzie Brown	1.54	1.02	.130	1	0	2	2	1	1	0	13.2	6	4	3	8	26	1	0	1	0	1
Julianne Tipton	4.85	2.54	.350	1	0	2	0	0	0	0	4.1	7	3	3	4	3	1	0	0	1	0
Meika Lauppe	5.25	1.75	.313	0	1	1	1	0	0	0	4.0	5	3	3	2	1	1	0	1	0	0
Totals	2.86	1.45	.220	2	1	3	3	1	1	0	22.0	18	10	9	14	30	3	0	2	1	1
Opponents	3.05	1.40	.280	1	2	3	3	0	0	1	20.2	23	11	9	6	16	3	0	4	5	1





## SEASON FIELDING STATISTICS

## ALL GAMES

Name	FLD%	C	PO	A	E	DP	SBA	CSB	CS%	PB	CI
Sydney Saenz	1.0000	14	12	2	0	0	0	0	-	0	0
Julianne Tipton	1.0000	12	1	11	0	0	4	2	.333	0	0
Kenzie Brown	1.0000	8	1	7	0	0	6	1	.143	0	0
Cambree Creager	1.0000	4	2	2	0	0	6	1	.143	0	0
Samantha Swan	.9891	183	168	13	2	1	21	5	.192	7	0
Ayden Allen	.9846	65	64	0	1	0	0	0	-	0	0
Lillian Holtje	.9843	127	122	3	2	2	0	0	-	0	0
AJ Murphy	.9800	50	17	32	1	1	0	0	-	0	0
Tiare Ho-Ching	.9714	105	48	54	3	2	0	0	-	0	0
Meika Lauppe	.9545	22	2	19	1	0	5	1	.167	0	0
Tanya Windle	.9545	22	19	2	1	0	0	0	-	0	0
Nehanda Lewis	.9524	21	19	1	1	0	0	0	-	0	0
Ashleigh Mejia	.9375	32	29	1	2	0	0	0	-	0	0
Takyla Davis	.9138	58	12	41	5	0	0	0	-	0	0
Yannixa Acuña	.8889	9	7	1	1	0	0	0	-	0	0
Grace Molitor	.7674	43	11	22	10	2	0	0	-	0	0
<b>Totals</b>	<b>.9613</b>	<b>775</b>	<b>534</b>	<b>211</b>	<b>30</b>	<b>3</b>	<b>42</b>	<b>10</b>	<b>.192</b>	<b>7</b>	<b>0</b>
<b>Opponents</b>	<b>.9551</b>	<b>712</b>	<b>490</b>	<b>190</b>	<b>32</b>	<b>9</b>	<b>62</b>	<b>22</b>	<b>.262</b>	<b>4</b>	<b>0</b>

## BIG 12 GAMES

Name	FLD%	C	PO	A	E	DP	SBA	CSB	CS%	PB	CI
Lillian Holtje	1.0000	12	12	0	0	0	0	0	-	0	0
Takyla Davis	1.0000	9	2	7	0	0	0	0	-	0	0
Tiare Ho-Ching	1.0000	8	4	4	0	0	0	0	-	0	0
AJ Murphy	1.0000	5	2	3	0	0	0	0	-	0	0
Ayden Allen	1.0000	4	4	0	0	0	0	0	-	0	0
Kenzie Brown	1.0000	4	1	3	0	0	2	0	.000	0	0
Tanya Windle	1.0000	4	4	0	0	0	0	0	-	0	0
Meika Lauppe	1.0000	1	0	1	0	0	0	0	-	0	0
Samantha Swan	.9697	33	32	0	1	0	2	0	.000	3	0
Ashleigh Mejia	.8333	6	5	0	1	0	0	0	-	0	0
<b>Totals</b>	<b>.9767</b>	<b>86</b>	<b>66</b>	<b>18</b>	<b>2</b>	<b>0</b>	<b>2</b>	<b>0</b>	<b>.000</b>	<b>3</b>	<b>0</b>
<b>Opponents</b>	<b>.9444</b>	<b>90</b>	<b>62</b>	<b>23</b>	<b>5</b>	<b>3</b>	<b>2</b>	<b>0</b>	<b>.000</b>	<b>0</b>	<b>0</b>