



**2020 Sun Devil Baseball  
Information Guide**



# 2020 SUN DEVIL BASEBALL

## PITCHERS (19)

No.	Name	Yr	B/T	HT	WT	Hometown (Last School)
32	Bryce Barnett	Fr.	R/R	6'0"	170	Lockport, Ill. (Providence Catholic)
12	Cooper Benson	Fr.	L/L	6'0"	213	San Luis Obispo, Calif. (San Luis Obispo)
41	Christian Bodlovich	Fr.	R/R	6'0"	210	San Pedro, Calif. (Mira Costa)
22	Blake Burzell	So.	R/R	6'6"	225	Laguna Beach, Calif. (Laguna Beach)
3	Dom Cacchione	So.	R/R	6'2"	175	Menlo Park, Calif. (Sacred Heart Prep)
30	Brady Corrigan	Jr.	R/R	6'2"	210	Plainfield, Ill. (Plainfield North)
11	RJ Dabovich	Jr.	R/R	6'3"	206	Pueblo, Colo. (Pueblo West/Central Arizona)
45	Cam Dennie	Fr.	R/R	6'2"	183	Culver, Ind. (Plymouth)
23	Justin Fall	Jr.	L/L	6'6"	237	Beachwood, N.J. (Toms River South/Brookdale)
4	Luke La Flam	So.	R/R	6'2"	197	Aurora, Colo. (Grandview)
25	Will Levine	So.	R/R	6'2"	205	Mission Viejo, Calif. (Mission Viejo)
43	Danny Marshall	Fr.	L/L	5'10"	153	Queen Creek, Ariz. (Queen Creek)
40	Alexander Ogg	Fr.	R/R	6'5"	177	Bedford Corners, New York (The Harvey)
26	Graham Osman	Fr.	L/L	6'3"	183	Morrison, Colo. (Colorado Academy)
29	Tyler Thornton	So.	R/R	6'3"	178	Solana Beach, Calif. (Santa Fe Christian/St. Mary's)
15	Erik Tolman	So.	L/L	6'2"	193	Lake Forest, Calif. (El Toro)
36	Seth Tomczak	Fr.	L/R	6'3"	181	Jackson, Calif. (Argonaut)
19	Boyd Vander Kooi	Jr.	R/R	6'5"	220	Mesa, Ariz. (Skyline)
39	Nick Wallerstedt	Fr.	R/R	6'3"	178	Tempe, Ariz. (Mountain Pointe)

## CATCHERS (2)

9	Sam Ferri	RS Jr.	R/R	5'11"	185	Norridge, Ill. (Notre Dame College Prep)
8	Nick Cheema	Sr.	R/R	5'11"	198	Weatherford, Tex. (Aledo/Central Arizona)

## INFELDERS (7)

46	Nathan Baez	Fr.	R/R	6'1"	191	Oro Valley, Ariz. (Ironwood Ridge)
48	Brian Kalmer	Fr.	R/R	6'2"	195	Chandler, Ariz. (Corona del Sol)
35	Sean McLain	Fr.	R/R	5'11"	170	Tustin, Calif. (Arnold D. Beckman)
6	Drew Swift	Jr.	R/R	6'0"	158	Chandler, Ariz. (Hamilton)
20	Spencer Torkelson	Jr.	R/R	6'1"	215	Petaluma, Calif. (Casa Grande)
5	Alika Williams	Jr.	R/R	6'2"	175	San Diego, Calif. (Rancho Bernardo)
14	Gage Workman	Jr.	S/R	6'4"	206	Queen Creek, Ariz. (Basha)

## OUTFIELDERS (6)

17	Myles Denson	Sr.	R/R	6'2"	184	Las Vegas, Nev. (Bishop Gorman)
10	Dusty Garcia	So.	L/R	6'0"	174	Port Orchard, Wash. (South Kitsap)
18	Trevor Hauver	Jr.	L/R	6'0"	202	Chandler, Ariz. (Perry)
27	Hunter Jump	Jr.	L/R	5'11"	188	Aliso Viejo, Calif. (Aliso Niguel/Central Arizona)
37	Alex Helmin	Fr.	R/R	6'5"	190	Frankfort, Ill. (Providence Catholic)
38	Seth Nager	Fr.	L/R	6'4"	190	Oro Valley, Ariz. (Ironwood Ridge)

- 13 **Head Coach:** Tracy Smith
- 2 **Associate Head Coach/Recruiting Coordinator:** Ben Greenspan
- 16 **Assistant Coach/Pitching Coach:** Jason Kelly
- 7 **Assistant Coach/Hitting Coach:** Michael Earley
- 28 **Undergraduate Student Assistant Coach:** David Greer
- Director of Operations: Daniel Stolper
- Sports Medicine/Rehabilitation: Jesse Lowman
- Strength and Conditioning: Jason Robbins
- Quality Control: Scott Marks

# 2020 SUN DEVIL BASEBALL

## NUMERICAL

No.	Name	Yr.	B/T	Ht	WR	Hometown (Last School)
3	Dom Cacchione	So.	R/R	6'2"	175	Menlo Park, Calif. (Sacred Heart Prep)
4	Luke La Flam	So.	R/R	6'2"	197	Aurora, Colo. (Grandview)
5	Alika Williams	Jr.	R/R	6'2"	175	San Diego, Calif. (Rancho Bernardo)
6	Drew Swift	Jr.	R/R	6'0"	158	Chandler, Ariz. (Hamilton)
8	Nick Cheema	Sr.	R/R	5'11"	198	Weatherford, Tex. (Aledo/Central Arizona)
9	Sam Ferri	Rs-Jr.	R/R	5'11"	185	Norridge, Ill. (Notre Dame College Prep)
10	Dusty Garcia	So.	L/R	6'0"	174	Port Orchard, Wash. (South Kitsap)
11	RJ Dabovich	Jr.	R/R	6'3"	206	Pueblo, Colo. (Pueblo West/Central Arizona)
12	Cooper Benson	Fr.	L/L	6'0"	213	San Luis Obispo, Calif. (San Luis Obispo)
14	Gage Workman	Jr.	S/R	6'4"	206	Queen Creek, Ariz. (Basha)
15	Erik Tolman	So.	L/L	6'2"	193	Lake Forest, Calif. (El Toro)
17	Myles Denson	Sr.	R/R	6'2"	184	Las Vegas, Nev. (Bishop Gorman)
18	Trevor Hauver	Jr.	L/R	6'0"	202	Chandler, Ariz. (Perry)
19	Boyd Vander Kooi	Jr.	R/R	6'5"	220	Mesa, Ariz. (Skyline)
20	Spencer Torkelson	Jr.	R/R	6'1"	215	Petaluma, Calif. (Casa Grande)
22	Blake Burzell	So.	R/R	6'6"	225	Laguna Beach, Calif. (Laguna Beach)
23	Justin Fall	Jr.	L/L	6'6"	237	Beachwood, N.J. (Toms River South/Brookdale)
25	Will Levine	So.	R/R	6'2"	205	Mission Viejo, Calif. (Mission Viejo)
26	Graham Osman	Fr.	L/L	6'3"	183	Morrison, Colo. (Colorado Academy)
27	Hunter Jump	Jr.	L/R	5'11"	188	Aliso Viejo, Calif. (Aliso Niguel/Central Arizona)
29	Tyler Thornton	So.	R/R	6'3"	178	Solana Beach, Calif. (Santa Fe Christian/St. Mary's)
30	Brady Corrigan	Jr.	R/R	6'2"	210	Plainfield, Ill. (Plainfield North)
32	Bryce Barnett	Fr.	R/R	6'0"	170	Lockport, Ill. (Providence Catholic)
35	Sean McLain	Fr.	R/R	5'11"	170	Tustin, Calif. (Arnold D. Beckman)
36	Seth Tomczak	Fr.	L/R	6'3"	181	Jackson, Calif. (Argonaut)
37	Alex Helmin	Fr.	R/R	6'5"	190	Frankfort, Ill. (Providence Catholic)
38	Seth Nager	Fr.	L/R	6'4"	190	Oro Valley, Ariz. (Ironwood Ridge)
39	Nick Wallerstedt	Fr.	R/R	6'3"	178	Tempe, Ariz. (Mountain Pointe)
40	Alexander Ogg	Fr.	R/R	6'5"	177	Bedford Corners, New York (The Harvey)
41	Christian Bodlovich	Fr.	R/R	6'0"	210	San Pedro, Calif. (Mira Costa)
43	Danny Marshall	Fr.	L/L	5'10"	153	Queen Creek, Ariz. (Queen Creek)
45	Cam Dennie	Fr.	R/R	6'2"	183	Culver, Ind. (Plymouth)
46	Nathan Baez	Fr.	R/R	6'1"	191	Oro Valley, Ariz. (Ironwood Ridge)
48	Brian Kalmer	Fr.	R/R	6'2"	195	Chandler, Ariz. (Corona del Sol)

## PRO-NUN-SEE-AY-SHUNS

Dom Cacchione – cuh-SHONE  
 Luke La Flam – luh FLAMM  
 Alika Williams – uh-LEEK-uh  
 Nich Cheema – chee-muh  
 Sam Ferri – fairy  
 RJ Dabovich – DAB-oh-vich  
 Erik Tolman – TOLL-men  
 Trevor Hauver – HAH-ver  
 Boyd Vander Kooi – van-der-coy  
 Will Levine – leh-VEEN  
 Graham Osman – OZ-men  
 Seth Tomczak – TOM-zak  
 Seth Nager – NAY-ger  
 Nick Wallerstedt – WALL-er-stet  
 Christian Bodlovich – BOD-low-vich  
 Nathan Baez – BYE-ezz  
 Brian Kalmer – KAL-mer

## ALPHABETICAL

No.	Name	Pos.
46	Baez, Nathan	INF
32	Barnett, Bryce	RHP
12	Benson, Cooper	LHP
41	Bodlovich, Christian	RHP
22	Burzell, Blake	RHP
3	Cacchione, Dom	RHP
8	Cheema, Nick	C
30	Corrigan, Brady	RHP
11	Dabovich, RJ	RHP
45	Dennie, Cam	RHP
17	Denson, Myles	OF
23	Fall, Justin	LHP
9	Ferri, Sam	C
10	Garcia, Dusty	OF
18	Huaver, Trevor	OF
37	Helmin, Alex	OF
27	Jump, Hunter	OF
48	Kalmer, Brian	INF
4	La Flam, Luke	RHP
25	Levine, Will	RHP
43	Marshall, Danny	LHP
35	McLain, Sean	OF
40	Ogg, Alexander	RHP
26	Osman, Graham	LHP
6	Swift, Drew	INF
29	Thornton, Tyler	RHP
15	Tolman, Erik	LHP
36	Tomczak, Seth	RHP
20	Torkelson, Spencer	INF
19	Vander Kooi, Boyd	RHP
24	Wallerstedt, Nick	RHP
5	Williams, Alika	INF
14	Workman, Gage	INF

## BY POSITION

Catchers	2
Pitchers	19
Infielders	7
Outfielders	6

## BY CLASS

Seniors	2
Juniors	11
Sophomores	7
Freshmen	14

## BATTING

Lefties	4
Righties	10
Switch	1

## PITCHING

Righties	14
Lefties	5

Five-Time NCAA Champions (1965, 1967, 1969, 1977, 1981) | 22 College World Series Appearances | 21 Conference Championships

127 All-Americans | 14 National Players of the Year | 10 College Baseball Hall of Fame Members

442 Major League Baseball Draft Picks | 111 Major Leaguers | 50 Major League Baseball First-Round Draft Picks

TWITTER: @ASU\_BASEBALL

INSTAGRAM: @ASU\_BASEBALL

FACEBOOK: SUNDEVILBASEBALL

# 2020 SUN DEVIL BASEBALL

DAY	DATE	OPPONENT	SITE	TIME
Friday	Feb. 14	Villanova	Phoenix, Ariz. • Phoenix Municipal Stadium	6:30 PM
Saturday	Feb. 15	Villanova	Phoenix, Ariz. • Phoenix Municipal Stadium	12:00 PM
Saturday	Feb. 15	Michigan	Phoenix, Ariz. • Phoenix Municipal Stadium	6:00 PM
Sunday	Feb. 16	Villanova	Phoenix, Ariz. • Phoenix Municipal Stadium	12:30 PM
Tuesday	Feb. 18	Oklahoma State	Phoenix, Ariz. • Phoenix Municipal Stadium	6:30 PM
Friday	Feb. 21	Boston College	Phoenix, Ariz. • Phoenix Municipal Stadium	6:30 PM
Saturday	Feb. 22	Boston College	Phoenix, Ariz. • Phoenix Municipal Stadium	6:30 PM
Sunday	Feb. 23	Boston College	Phoenix, Ariz. • Phoenix Municipal Stadium	12:30 PM
Tuesday	Feb. 25	New Mexico State	Phoenix, Ariz. • Phoenix Municipal Stadium	6:30 PM
Friday	Feb. 28	Nebraska	Phoenix, Ariz. • Phoenix Municipal Stadium	6:30 PM
Saturday	Feb. 29	Nebraska	Phoenix, Ariz. • Phoenix Municipal Stadium	6:30 PM
Sunday	March 1	Nebraska	Phoenix, Ariz. • Phoenix Municipal Stadium	12:30 PM
Tuesday	March 3	at Fullerton	Fullerton, Calif. • Goodwin Field	6:00 PM
Wednesday	March 4	at Fullerton	Fullerton, Calif. • Goodwin Field	6:00 PM
Friday	March 6	Fresno State	Phoenix, Ariz. • Phoenix Municipal Stadium	6:30 PM
Saturday	March 7	Fresno State	Phoenix, Ariz. • Phoenix Municipal Stadium	6:30 PM
Sunday	March 8	Fresno State	Phoenix, Ariz. • Phoenix Municipal Stadium	12:30 PM
Tuesday	March 10	Arizona#	Phoenix, Ariz. • Phoenix Municipal Stadium	6:30 PM
Friday	March 13	Utah*	Phoenix, Ariz. • Phoenix Municipal Stadium	6:30 PM
Saturday	March 14	Utah*	Phoenix, Ariz. • Phoenix Municipal Stadium	6:30 PM
Sunday	March 15	Utah*	Phoenix, Ariz. • Phoenix Municipal Stadium	12:30 PM
Friday	March 20	at Oregon State*	Corvallis, Ore. • Goss Stadium	5:35 PM
Saturday	March 21	at Oregon State*	Corvallis, Ore. • Goss Stadium	1:35 PM
Sunday	March 22	at Oregon State*	Corvallis, Ore. • Goss Stadium	1:05 PM
Friday	March 27	at Stanford*#	Stanford, Calif. • Sunken Diamond	7:00 PM
Saturday	March 28	at Stanford*#	Stanford, Calif. • Sunken Diamond	1:00 PM
Sunday	March 29	at Stanford*#	Stanford, Calif. • Sunken Diamond	2:00 PM
Tuesday	March 31	at Santa Clara	Santa Clara, Calif. • Stephen Schott Stadium	6:00 PM
Friday	April 3	Washington*	Phoenix, Ariz. • Phoenix Municipal Stadium	6:30 PM
Saturday	April 4	Washington*	Phoenix, Ariz. • Phoenix Municipal Stadium	6:30 PM
Sunday	April 5	Washington*	Phoenix, Ariz. • Phoenix Municipal Stadium	12:30 PM
Tuesday	April 7	GCU	Phoenix, Ariz. • Phoenix Municipal Stadium	6:30 PM
Thursday	April 9	Cal*#	Phoenix, Ariz. • Phoenix Municipal Stadium	7:00 PM
Friday	April 10	Cal*#	Phoenix, Ariz. • Phoenix Municipal Stadium	7:00 PM
Saturday	April 11	Cal*	Phoenix, Ariz. • Phoenix Municipal Stadium	12:30 PM
Wednesday	April 15	at Long Beach State	Long Beach, Calif. • Blair Field	6:00 PM
Friday	April 17	at UCLA*#	Los Angeles, Calif. • Jackie Robinson Stadium	7:00 PM
Saturday	April 18	at UCLA*#	Los Angeles, Calif. • Jackie Robinson Stadium	2:00 PM
Sunday	April 19	at UCLA*#	Los Angeles, Calif. • Jackie Robinson Stadium	2:00 PM
Tuesday	April 21	at GCU	Phoenix, Ariz. • Brazell Field	6:00 PM
Friday	April 24	at Arizona*#	Tucson, Ariz. • Hi Corbett Field	6:00 PM
Saturday	April 25	at Arizona*#	Tucson, Ariz. • Hi Corbett Field	6:00 PM
Sunday	April 26	at Arizona*#	Tucson, Ariz. • Hi Corbett Field	3:00 PM
Tuesday	April 28	at UNLV	Las Vegas, Nev. • Earl E. Wilson Stadium	6:05 PM
Friday	May 1	USC*	Phoenix, Ariz. • Phoenix Municipal Stadium	6:30 PM
Saturday	May 2	USC*	Phoenix, Ariz. • Phoenix Municipal Stadium	6:30 PM
Sunday	May 3	USC*	Phoenix, Ariz. • Phoenix Municipal Stadium	12:30 PM
Friday	May 8	at Washington State*	Pullman, Wash. • Bailey-Brayton Field	6:05 PM
Saturday	May 9	at Washington State*	Pullman, Wash. • Bailey-Brayton Field	2:05 PM
Sunday	May 10	at Washington State*	Pullman, Wash. • Bailey-Brayton Field	12:05 PM
Friday	May 15	Oregon*#	Phoenix, Ariz. • Phoenix Municipal Stadium	6:00 PM
Saturday	May 16	Oregon*#	Phoenix, Ariz. • Phoenix Municipal Stadium	2:00 PM
Sunday	May 17	Oregon*#	Phoenix, Ariz. • Phoenix Municipal Stadium	1:00 PM
Thursday	May 21	UC Riverside	Phoenix, Ariz. • Phoenix Municipal Stadium	6:30 PM
Friday	May 22	UC Riverside	Phoenix, Ariz. • Phoenix Municipal Stadium	6:30 PM
Saturday	May 23	UC Riverside	Phoenix, Ariz. • Phoenix Municipal Stadium	12:30 PM

\* - Pac-12 Conference Game

# - Pac-12 Networks Game

TWITTER: @ASU\_BASEBALL

INSTAGRAM: @ASU\_BASEBALL

FACEBOOK: SUNDEVILBASEBALL

Five-Time NCAA Champions (1965, 1967, 1969, 1977, 1981) | 22 College World Series Appearances | 21 Conference Championships

127 All-Americans | 14 National Players of the Year | 10 College Baseball Hall of Fame Members

442 Major League Baseball Draft Picks | 111 Major Leaguers | 50 Major League Baseball First-Round Draft Picks





## TRACY SMITH - HEAD COACH - SIXTH SEASON (24th OVERALL)

Tracy Smith, the 2013 National Coach of the Year, was hired as the fifth head baseball coach in program history on June 24, 2014, and enters his sixth season at the helm of the Sun Devil baseball program.

Smith has established a reputation of evaluating and developing talent as more than 75 student-athletes since 2000 improved their stock in the Major League Baseball Draft under Smith's tutelage, including four who became first-round draft picks after going undrafted out of high school.

In 23 total years as a head coach, Smith has seen 85 of his players selected in the MLB Draft, including 78 draftees since 2000 and 35 in the first 10 rounds. He has mentored 53 Major League Baseball draft picks over the past eight seasons, including the fourth overall pick in the 2014 Major League Baseball June Amateur Draft (Kyle Schwarber) and three first-round selections in the 2009 MLB June Draft (Eric Arnett, Josh Phegley, Matt Bashore).

Since Smith's arrival at ASU, 25 Sun Devils have been selected in the MLB Draft - including the No. 10 overall pick in 2019, Hunter Bishop, and the No. 70 overall selection Alec Marsh. Lyle Lin, Carter Aldrete and Sam Romero were also drafted following the conclusion of the season.

The 2019 season was an exciting one for Sun Devil Baseball as both Hunter Bishop and Spencer Torkelson earned unanimous All-America honors - the first pair of Sun Devils since Mike Leake and Jason Kipnis in 2009 - as the squad returned to the NCAA Tournament in 2019. Bishop and Torkelson were semifinalists for the Golden Spikes Award and Dick Howser Trophy, given annually to the top players in college baseball.

Eight players earned All-Pac-12 honors while three earned a spot on the league's All-Defensive Team as the team made its 40th NCAA postseason appearance, fifth-most in NCAA History. The Sun Devils finished 38-19 and were one of five teams selected into the NCAA Tournament field from the Pac-12.

ASU led the nation in home runs during the regular season with 92, the most since the 1993 Sun Devils recorded 97 homers. The Sun Devils were the NCAA statistical champion in home runs per game at 1.65.

Bishop was a unanimous All-American in 2019 in one of the top offensive campaigns for a Sun Devil in recent memory. He became the first Sun Devil Baseball player to go in the first round of the MLB Draft since 2012 and just the 13th Top-10 pick in Sun Devil lore.

The junior slugger burst on to the scene, climbing over 100 positions in nearly every draft projection to earn his selection by the Giants. Bishop knocked 22 home runs on the season the second-best total in the Pac-12 behind teammate Spencer Torkelson and 10th in the country. He had just 10 combined home runs in his first two seasons in Phoenix.

At the conclusion of his season, he was eighth in the country and second in the Pac-12 with a .748 slugging percentage while fifth in the league with a .479 on-base percentage for a gaudy 1.227 OPS. He was seventh nationally and second in the Pac-12 with 166 total bases and finished third in the league 63 RBIs, which was 40th nationally. He was fourth in the Pac-12 with 67 runs scored, a total that also ranked in the top-25 nationally.

Torkelson also earned unanimous All-America honors in 2019 and was the Pac-12 home run leader for the second season in a row in 2019, finishing the season with 23 - good for fifth in the nation. He became the first Pac-12 player to lead the conference in homers in back-to-back seasons since Oregon State's Michael Conforto 2012 and 2013, though it should be noted Conforto only hit 13 and 11 in those seasons. Torkelson is only the third player in Pac-12 history to have back-to-back 20+ home run seasons.

Torkelson has 48 homers in his career, needing just nine to surpass Bob Horner's long-standing school record of 56. He would go on to compete this summer on the USA Collegiate National Baseball team for the second consecutive season alongside teammate Alika Williams.

Torkelson ranked in the Top-10 in the Pac-12 in a slew of categories including homers (1st), walks (41/8th), average (.351/8th), hits (85/3rd/33rd nationally), runs (69/3rd/18th nationally), RBIs (66/2nd/27th nationally), slugging (.707/3rd/17th nationally) and total bases (171/1st/5th nationally).

In 2018, Smith eclipsed 700 career wins as an NCAA head coach while also overseeing one of the most prolific freshman campaigns in collegiate baseball history as Spencer Torkelson became the first freshman to ever lead the nation in home runs, finishing with 25 on the season.

Torkelson knocked two more home runs than any other player and just one shy of the NCAA freshman record. Torkelson was just the sixth player to reach 25 home runs since the BBCOR batting technology changes took effect in 2011 and the only freshman in the NCAA to reach the milestone in that time.

Against Washington State, he surpassed the previous Sun Devil freshman record of 11 home runs

Season	Team	Overall	Conference (Standing)	Postseason
1997	Miami (OH)	27-28	17-13 (4th)	MAC Tournament
1998	Miami (OH)	33-26	17-13 (3rd - East)	MAC Tournament
1999	Miami (OH)	34-27	20-12 (2nd - East)	MAC Tournament
2000	Miami (OH)	40-23	16-12 (3rd - East)	NCAA Regional
2001	Miami (OH)	35-25	16-12 (4th - East)	MAC Tournament
2002	Miami (OH)	31-28	16-12 (3rd - East)	MAC Tournament
2003	Miami (OH)	36-24-1	19-9 (2nd - East)	MAC Tournament
2004	Miami (OH)	36-21	14-8 (1st - East)	MAC Tournament
2005	Miami (OH)	45-18	17-4 (1st - East)	NCAA Regional
	<b>Miami (OH)</b>	<b>317-220-1</b>	<b>152-95</b>	
2006	Indiana	22-34	11-21 (10th)	
2007	Indiana	19-35	8-23 (10th)	
2008	Indiana	31-30	15-17 (6th)	Big Ten Tournament
2009	Indiana	32-27	16-7 (3rd)	NCAA Regional
2010	Indiana	28-27	12-12 (t-5th)	Big Ten Tournament
2011	Indiana	30-25	11-13 (7th)	
2012	Indiana	32-28	16-8 (2nd)	Big Ten Tournament
2013	Indiana	49-16	17-7 (1st)	College World Series
2014	Indiana	44-15	21-3 (1st)	First-ever Big 10 National Seed
	<b>Indiana</b>	<b>287-237</b>	<b>127-111</b>	
2015	Arizona State	35-23	18-12 (t-3rd)	NCAA Regional
2016	Arizona State	36-23	16-14 (t-3rd)	NCAA Regional
2017	Arizona State	23-32	8-22 (t-10th)	
2018	Arizona State	23-32	13-17 (7th)	
2019	Arizona State	38-19	16-13 (5th)	NCAA Regional
	<b>Arizona State</b>	<b>155-129</b>	<b>71-78</b>	
	<b>Total</b>	<b>759-586-1</b>	<b>334-271</b>	

# 2020 SUN DEVIL BASEBALL

set by Barry Bonds in 1983. Torkelson finished tied with Bob Horner (1978) for second in ASU single-season history, just two shy of Mitch Jones' school record 27 in 2000. Torkelson slugged .743 on the season (25 homers, 12 doubles), the third-highest total for any freshman in the NCAA in the past two decades and the highest for a freshman in the BBCOR era (since 2011). Only Rickie Weeks (.849 in 2001) and Jeremy Baltz (.771, 2010) have posted higher freshman slugging percentages in the past 20 years.

Smith saw five of his student-athletes taken in the 2018 MLB Draft, including fifth-round selection Gage Canning to the Washington Nationals. Canning wrapped the season as one of the elite five-tool players in the country, finishing with a .369 average and a Pac-12 leading 87 hits on the season. Canning was the national leader in triples with 11, and now has 25 in his career at ASU – good for third in school history and the most since Ed Irvine tied the school record of 26 between 1977-79.

With one more home run, Canning would have become the first player in the BBCOR batting era (since 2011) to record double digit numbers in doubles, triples AND home runs. He finished the season with nine homers, 17 doubles and 11 triples, slugging .648 for the season – good for third in the Pac-12 and 38th nationally.

The 2017 campaign saw Canning emerge as one of the elite players in the Pac-12. The California-native led the team in virtually every hitting category, including batting average (.332), runs (37), doubles (12), triples (8), home runs (6) and slugging percentage (.538). He was the only player in the Pac-12 to finish with a double-digit number of doubles while also posting at least six home runs and six triples. On top of dominating the leader boards at ASU, Canning's eight triples were the most by a player in the conference and second-most in the NCAA. Canning also recorded 120 total bases on the season, good for third in the conference. The outfielder really hit his stride in the middle of the season, as he went on a 12-game tear in which he hit at a .538 clip, including five three-hit nights and a four-hit performance.

In 2016, Smith piloted the Sun Devils to a regional final for the first time since 2013. The Sun Devils' 36 wins were the most in the previous three years and they finished tied for third in the Pac-12. Five players were selected in the 2016 Major League Baseball Draft, marking 14 total players who have been taken in the draft during Smith's tenure. Eight Devils earned All-Pac-12 honors on the season, including first team selections David Greer, Seth Martinez, Brian Serven and Colby Woodmansee. All four players would go on to be selected in the MLB draft with Greer (third team), Martinez (second team) and Woodmansee (third team) earning Louisville Slugger All-America accolades.

In his first season at ASU, Smith led the Sun Devils to a postseason berth, a third-place finish in the Pac-12 and 30-plus wins. He became one of five active coaches, and one of eight all-time, to bring three different Div. I schools to NCAA Regional play as he guided the Sun Devils to a No. 2 seed in the Fullerton Regional in 2015. Smith instituted a change in culture at Arizona State and his demand for excellence both on and off the field was represented as the Devils led the Pac-12 in both all-conference and all-academic honorees in 2014.

Smith earned National Coach of the Year honors and was a unanimous choice for Big Ten Coach of the Year after he led IU to the school's only College World Series appearance in 2013. The following season in 2014, Smith led the Hoosiers to the No. 4 national seed in the NCAA Tournament, the first national seed in Big Ten baseball history. Smith came to Tempe with 18 years of experience as a collegiate head coach, including nine at Miami University (Ohio) and nine at IU, where he was two-time Big Ten Coach of the Year. He led both programs to a pair of NCAA Regional appearances and more than 600 combined career victories.

He tallied more than 40 wins in his final two seasons at IU and led the Hoosiers to consecutive Big Ten Conference Championships for the first time in school history. IU won the Big Ten regular season and Big Ten Tournament title in 2013, marking the school's first regular season conference championship since 1949 and the first outright crown since 1932, and advanced to the 2013 College World Series, which ended the Big Ten's 29-year CWS absence.

Smith took an IU program that had finished 10th in the Big Ten six times in an eight-year stretch between 2000 and 2007, and led the Hoosiers to an NCAA Regional in 2009 and to the College World Series in 2013. IU notched a program-best 21 conference wins in 2014 and secured eight first team All-Big Ten selections to tie a conference mark for most first team honorees from one school.

Smith's Academic Progress Rate as a head coach increased each season until it reached a perfect 1000 in two-year stretch between 2008-10.

IU saw eight players on 12 occasions be named All-Americans under Smith, including four in 2014, which was the highest total in program history and the second straight season that IU produced three or more All-Americans.

Smith mentored two Big Ten Players of the Year, three Big Ten Pitchers of the Year and a pair of Big Ten Freshman of the Year in nine seasons at IU, and at least one Hoosier earned Freshman All-America honors in six of the past seven seasons in Bloomington.

He has landed three players on the USA Baseball Collegiate National Team and mentored numerous players at all positions, including outfielder Alex Dickerson, who was named Big Ten Player of the Year and won the Big Ten Triple Crown in 2010, right-handed pitcher Aaron Slegers, who was named 2013 Big Ten Pitcher of the Year, and catcher Kyle Schwarber, who was named an All-American by five major college baseball groups in 2014.

In nine years at the helm of the RedHawks baseball program, Smith compiled eight straight 30-win seasons, two NCAA Regional appearances and advanced to the Mid-American Conference Tournament finals six times.

He began his coaching career as head coach at Miami University-Middletown in 1990, served as an assistant coach at Miami (Ohio) from 1993-94 and was the pitching coach at IU from 1995-96.

A four-year letterwinner at Miami (Ohio), Smith was a pitcher and an infielder for the RedHawks, and played three minor league seasons in the Chicago Cubs organization. He also participated in 1992 Major League Scouting Bureau's Professional Scout School as a representative of the Cubs.

Born Feb. 14, 1966, Smith graduated with a bachelor's degree in Education from Miami (Ohio) in 1989 and completed a master's degree in Sport Organization from Miami (Ohio) in 1992.


A native of Kentland, Ind., Smith and his wife, Jaime, have three sons, Casey, Ty and Jack. Casey was a four-year letterwinner on the Hoosier baseball team while Ty was a member for the IU football team. Jack was a star prep quarterback in Arizona before going on to join the Sun Devil football team, where he medically retired.

TWITTER: @ASU\_BASEBALL  
INSTAGRAM: @ASU\_BASEBALL  
FACEBOOK: SUNDEVILBASEBALL

Five-Time NCAA Champions (1965, 1967, 1969, 1977, 1981) | 22 College World Series Appearances | 21 Conference Championships  
127 All-Americans | 14 National Players of the Year | 10 College Baseball Hall of Fame Members  
442 Major League Baseball Draft Picks | 111 Major Leaguers | 50 Major League Baseball First-Round Draft Picks



## BEN GREENSPAN - ASSISTANT COACH/RECRUITING COORDINATOR



Ben Greenspan enters his sixth season at Arizona State University and his third as associate head coach. He serves as the team's recruiting coordinator and works primarily with the team's offense and catchers.

Greenspan has established himself as one of the elite recruiters in the nation during his time in Tempe while also being instrumental in the program's development of talent, as demonstrated by ASU's 25 MLB Draft picks under his guidance.

Among his additional roles during his time with the program, Greenspan has served much of his time at ASU as the academic liaison between the program and Sun Devil Athletics Office of Student-Athlete Development to help insure the academic success of Sun Devil student-athletes, with 34 baseball student-athletes earning Pac-12 All-Academic honors in the previous five seasons. Greenspan also provides oversight for the Sun Devil's equipment needs and works closely with Adidas representatives and administrators on the team's uniform demands.

Greenspan oversees the Sun Devil baseball program's annual competition schedule, arranging over 20 non-conference games and series per season. Well-embedded in the professional baseball community, Greenspan is the program's liaison with professional scouts, analysts and coaching staffs in the MLB and plays a pivotal role in preparing the current Sun Devils for life at the next level of competition.

In addition to his off-the-field duties, Greenspan has spent the majority of his time at ASU as the team's third-base coach. He is heavily involved in in-game coaching decisions from the dugout and is a key member of the coaching staff in the program's development of scouting reports on upcoming

opponents.

His recruiting acumen has been established with the 2021 recruiting class ranked as the No. 10 class in the nation by Baseball America, the Sun Devils have now brought in a Top-10 recruiting class in four of the last five seasons. This year's crop of newcomers (2020) was ranked as the No. 8 signing class by both Baseball America and D1Baseball. The 2018 class that represents the junior class for the coming season – and potential No. 1 overall pick in the 2020 MLB Draft Spencer Torkelson – was ranked No. 4 by Baseball America and No. 6 by D1Baseball. The 2017 class was ranked No. 7 by Baseball America and No. 9 by D1Baseball.

Since his arrival at ASU, 25 Sun Devils have been selected in the MLB Draft – including the No. 10 overall pick in 2019, Hunter Bishop, and the No. 70 overall selection Alec Marsh.

Bishop was a unanimous All-American in 2019 in one of the top offensive campaigns for a Sun Devil in recent memory. He became the first Sun Devil Baseball player to go in the first round of the MLB Draft since 2012 and just the 13th Top-10 pick in Sun Devil lore.

The junior slugger burst on to the scene, climbing over 100 positions in nearly every draft projection to earn his selection by the Giants. Bishop knocked 22 home runs on the season the second-best total in the Pac-12 behind teammate Spencer Torkelson and 10th in the country. He had just 10 combined home runs in his first two seasons in Phoenix.

At the conclusion of his season, he was eighth in the country and second in the Pac-12 with a .748 slugging percentage while fifth in the league with a .479 on-base percentage for a gaudy 1.227 OPS. He was seventh nationally and second in the Pac-12 with 166 total bases and finished third in the league 63 RBIs, which was 40th nationally. He was fourth in the Pac-12 with 67 runs scored, a total that also ranked in the top-25 nationally.

Torkelson also earned unanimous All-America honors in 2019 and was the Pac-12 home run leader for the second season in a row in 2019, finishing the season with 23 – good for fifth in the nation. He became the first Pac-12 player to lead the conference in homers in back-to-back seasons since Oregon State's Michael Conforto 2012 and 2013, though it should be noted Conforto only hit 13 and 11 in those seasons. Torkelson is only the third player in Pac-12 history to have back-to-back 20+ home run seasons.

Torkelson has 48 homers in his career, needing just nine to surpass Bob Horner's long-standing school record of 56. He would go on to compete this summer on the USA Collegiate National Baseball team for the second consecutive season alongside teammate Alika Williams.

Torkelson ranked in the Top-10 in the Pac-12 in a slew of categories including homers (1st), walks (41/8th), average (.351/8th), hits (85/3rd/33rd nationally), runs (69/3rd/18th nationally), RBIs (66/2nd/27th nationally), slugging (.707/3rd/17th nationally) and total bases (171/1st/5th nationally).

Catcher Lyle Lin excelled at the plate and as a catcher during his playing career behind Greenspan's guidance and heard his name called for the second straight season in the 2019 MLB Draft – this time by the hometown Arizona Diamondbacks in the 14th round.

The two-time All-Pac-12 selection saw career numbers offensively in 2019 where he was named an All-Conference designated hitter. Lin bat .299 with a career-high nine home runs and 50 RBIs. He slugged .457 on the year and struck out a team-low 25 times. Lin finished as a career .301 hitter in the Maroon and Gold, registering 199 hits, 33 doubles, 93 RBIs and 13 home runs. Lin never struck out more than 33 times in a season while posting a .343 career on-base percentage.

Greenspan's recruiting efforts were on full display in 2018 as the Sun Devil freshman combined for more starts among freshmen than any other team in the nation. Six different freshmen position players frequently found their name in the starting lineup while three freshman arms toed the mound in prominent innings over the course of the season.

# 2020 SUN DEVIL BASEBALL

Torkelson, Williams and Gage Workman combined to post three of the four highest batting averages among freshmen in the Pac-12 on the season.

Torkelson knocked two more home runs than any other player and just one shy of the NCAA freshman record. Torkelson was just the sixth player to reach 25 home runs since the BBCOR batting technology changes took effect in 2011 and the only freshman in the NCAA to reach the milestone in that time. Against Washington State, he surpassed the previous Sun Devil freshman record of 11 home runs set by Barry Bonds in 1983. Torkelson finished tied with Bob Horner (1978) for second in ASU single-season history, just two shy of Mitch Jones' school record 27 in 2000.

Lyle Lin was as steadfast as they come behind the plate in his sophomore season, starting 55 games on the season with over 50 of those coming at the catcher position. For the second straight season, Lin bat over .300 (.312) and was drafted for the second time in his life by the Houston Astros in the 29th Round of the 2018 MLB Draft before choosing to return for his junior season at ASU.

The 2017 campaign saw Gage Canning emerge as one of the elite players in the Pac-12 with Greenspan helping to oversee that growth. The California-native led the team in virtually every hitting category, including batting average (.332), runs (37), doubles (12), triples (8), home runs (6) and slugging percentage (.538). He was the only player in the Pac-12 to finish with a double-digit number of doubles while also posting at least six home runs and six triples.

Greenspan also helped oversee the emergence of Bishop as one of the exciting young freshmen in the country on the year. The freshman finished his 2017 campaign with an impressive .301 batting average, five doubles, four triples and five home runs. He ranked second on the team – behind only Canning – in batting average, runs scored (27), triples, home runs and slugging percentage (.484). Bishop started 31 games in the outfield season to become just the sixth ASU freshman in the past 15 years to start over 50 percent of the season in the outfield.

Catcher Brian Serven earned First Team All-Pac-12 recognition in 2016, as well as Pac-12 All-Academic honorable mention and was a semifinalist for the Johnny Bench Award, given to the nation's top catcher. His prowess on both sides of the plate was evident as he became just the fifth catcher in school history to lead the team in home runs and he caught 17 runners stealing, the most by a Sun Devil since 2009. Serven was the first Devil to go in the 2016 MLB Draft, going in the fifth round to the Colorado Rockies.

Also excelling at the plate under Greenspan was first baseman David Greer, who also earned a First Team All-Conference selection as well as earning a spot on the Louisville Slugger All-America third team. The Arizona-native finished his junior campaign first in the conference in doubles and total bases, second in slugging percentage and third in runs scored. Greer was taken in the 10th round of the 2016 MLB Draft by the Seattle Mariners.

In his first season at ASU, Greenspan helped the Sun Devils excel both offensively and defensively. The Devils ranked in the top half of the Pac-12 in a number of offensive categories, including second in slugging percentage, third in both batting average and hits, and posted their best defensive numbers since 2010 as they finished fourth in the conference in both fielding percentage and errors.

Excelling in his recruiting coordinator position, Greenspan assembled the No. 1 recruiting class in the nation in 2016 according to Collegiate Baseball Newspaper. The class was headlined by Bishop, who was rated the 15th-best outfielder in the nation by Perfect Game. Other highlights of that class included 2019 MLB Draft selections Carter Aldrete, Alec Marsh and Lyle Lin.

Greenspan followed that up in playing a big part in another Top-5 Nationally ranked recruiting class in 2017, and the top recruiting class in the Pac-12 and the West. The 2017 Sun Devil class featured six signees who participated in the 2015 Area Code Baseball Games, an invitation-only elite baseball event held annually in Long Beach, Calif. The class includes ASU's entire starting infield in Torkelson, Williams, Workman and 2019 Pac-12 All-Defensive selection Drew Swift.

The No. 8 recruiting class in the country for 2020, according to Baseball America and D1Baseball, is scheduled to take the field this spring. The group includes five individuals that competed in the 2018 Area Code games and 14 of the 16 members are regarded among the Top-500 recruits nationally. Additionally, Saint Mary's transfer and 2019 National Freshman of the Year Tyler Thornton and junior college southpaw Justin Fall figure to fit heavily into the Sun Devil rotation this season.

Greenspan spent six seasons as an assistant coach at Indiana, including the past year as recruiting coordinator, and worked extensively with the team's catchers and hitters. The Hoosiers' offense ranked in the top 25 in the nation in batting average, slugging percentage, total hits and extra-base hits in 2014.

Greenspan mentored some of the most prolific hitters in IU program history, including two-time All-American catcher Kyle Schwarber, current Oakland Athletics catcher Josh Phegley, and 2010 Big Ten Player of the Year Alex Dickerson. He also played a large role in developing talent at IU as 11 of his position players were selected in the Major League Baseball First-Year Player Draft, including five in the top five rounds. In the eight years Greenspan has served as a catching coach, his guidance has produced a First Team All-Conference player at that position in five of those seasons with two of them currently playing MLB (Schwarber and Phegley).

Schwarber, who was selected with the fourth overall pick in the 2014 MLB Draft, was a 2013 First Team All-American and was named the best catcher in the country by Perfect Game and the National Collegiate Baseball Writers Association. Dickerson won the 2010 Big Ten Triple Crown after he batted .419 with 24 homeruns and 75 RBI.

Greenspan's additional hitting protégés include 2012 Big Ten Freshman of the Year Sam Travis, two-time All-American Dustin DeMuth and current major leaguers Micah Johnson and Ethan Wilson.

Greenspan played for two seasons under coach Smith at IU, and was a Hoosier team captain and Academic All-Big Ten performer in 2007. He spent two years at the University of Connecticut as a catcher and first baseman before joining the IU program. He earned a bachelor's degree in Sport Marketing and Management and a master's degree in Sport Administration from Indiana University.

Greenspan is originally from West Point, N.Y., and is married to his wife, Janine. The pair have two children, Grayson and Adalyn.





## JASON KELLY - ASSISTANT COACH/PITCHING COACH

Jason Kelly - formerly the associate head coach, pitching coach and recruiting coordinator at the University of Washington - was named the pitching coach for Sun Devil Baseball on June 11, 2019

In seven seasons at Washington, Kelly led a pitching staff that carried the Huskies to three NCAA post-season appearances - including the 2018 College World Series - after UW had only made the postseason three times in 13 seasons prior to his arrival. He also earned a reputation as one of the nation's top recruiters, assembling nationally renowned classes on a yearly basis.

D1Baseball.com tabbed Kelly as the National Assistant Coach of the Year in 2018 following the Huskies' run to the College World Series. Kelly mentored 15 pitchers at Washington that were selected in the MLB Draft since 2013 - seven of which were selected in the Top 15 rounds.

"I am thrilled to join the staff at Arizona State and excited to be a part of the tradition that is Sun Devil Baseball," Kelly said. "It's always an honor to work with a program with as much pedigree as ASU and I look forward to arriving in Phoenix and doing my part to develop these young men and help set them up for success in all facets of their careers."

Kelly joined the Washington baseball staff as pitching coach in August of 2012, moving to the UW after having spent the previous six seasons developing a top-notch pitching staff at Cal Poly. He was promoted to Associate Head Coach at Washington in 2014.

His 2019 pitching staff accomplished a first in program history by having five different pitchers record 50 or more strikeouts. Josh Burgmann (101), Jordan Jones (79), Chris Micheles (76), Stevie Emanuels (65) and Jack Enger (61) formed one of the most intimidating staffs of Kelly's tenure. After the season, Burgmann (5th), Micheles (14th) and Jones (16th) all heard their names called in the top-20 rounds of the MLB Draft.

The 2018 pitching staff logged the second most innings among all Pac-12 hurlers, trailing only Oregon State, yet they put on an impressive display of control, issuing the fewest wild pitches, fewest hit batters and just one more walk than the lowest total by any other Conference staff. Under Kelly's direction, the Huskies were fourth in the Pac-12 with a 3.81 ERA.

Kelly also mentored a pair of All-Pac-12 performers in 2018, Joe DeMers and Alex Hardy. Kelly spear-headed the first-ever perfect game thrown by a Husky, calling an 84-pitch masterpiece by DeMers against UC Riverside. DeMers would go on to be selected in the 11th-round of the MLB Draft, yet another Kelly protege to hear their name called in the draft.

On the recruiting front, Kelly is a tireless worker who helped build several of the Huskies' best classes. The Huskies welcomed in a top-10 recruiting class in 2017 thanks to Kelly, many of whom made an immediate impact in 2017. Eight newcomers pitched for the Huskies in 2017 and helped UW rank fifth in the Pac-12 with a 3.92 ERA. Several veterans anchored the staff, namely All-Pac-12 performer Noah Bremer. Bremer (sixth round) and Greg Minier (32nd round) would go on to hear their names called in the 2017 MLB Draft.

In 2016, the Huskies were among the best in fewest walks allowed, ranking third in the Pac-12. The squad was full of inexperienced pitchers yet Kelly was able to establish the Huskies as one of the best staffs in the league, especially in the bullpen. At the backend of the bullpen was Troy Rallings, who was the Pac-12 Pitcher of the Year, a unanimous first team All-American and a semifinalist for the Golden Spikes Award. He also was huge in the development of Spencer Jones, who was a 10th round selection in the 2016 MLB Draft.

In 2015, Kelly was key to another accomplished pitching staff. The 3.01 team ERA on the season was the second best in the Pac-12 conference. Senior starting pitcher Tyler Davis was named to the All-Pac-12 team for the second consecutive year and became the UW all-time leader in innings pitched (358 2/3). He was selected in the 23rd round of the MLB draft, along with pitcher Troy Rallings, taken in the 36th round.

Kelly also played an important role in recruiting a talented class of 2015, ranked 34th nationally by Perfect Game. Among the 14 players, Kelly helped land Joe DeMers, the 11th ranked right-handed pitcher in the nation.

In 2014, Kelly helped Washington to one of its most successful seasons ever. The Huskies (41-17, 21-9) reached their first NCAA post-season appearance in 10 years and finished second in the Pac-12 Conference race. It was the UW's best finish since 2004 and the 21 Conference wins were the second most since the north and south merged in 1999. The Huskies also achieved their highest national rankings in team history, reaching fifth in Baseball America, Perfect Game and Collegiate Baseball.

The pitching staff played a huge role in Washington's 2014 success. The team ERA of 3.11 ranked third in the pitching-rich Pac-12 Conference and was the lowest by the Huskies since 1985. The Huskies also ranked second in the conference with 17 saves.

Kelly helped mentor and coach many players to break-out seasons in 2014. Davis emerged as one of the best pitchers in the nation, going 11-2 with a 1.60 ERA, earning All-Pac-12 Honors. Davis was a Golden Spikes Semifinalist, Dick Howser Award semifinalist and Gregg Olson Breakout Player of the Year watch list.

# 2020 SUN DEVIL BASEBALL

Another starting pitcher Jeff Brigham broke out under Kelly and earned honorable mention All-Conference honors and was selected in the fourth round of the 2014 MLB Draft. In all, three pitchers were part of a school record eight players selected in the 2014 Draft.

In 2013, Kelly made an immediate impact at Washington, helping mold the Huskies' pitching staff that boasted a 3.88 ERA. One of the pitchers under his wings -- Austin Voth -- ended up third in the conference with 98 strikeouts and was drafted in the fifth round by the Nationals.

In 2012, Coach Kelly led the Cal Poly pitching staff to a stellar 3.48 earned run average, led by a pair of starters, Joey Wagman and Kyle Anderson. Wagman posted a 9-3 record and a 2.33 ERA with just 21 walks in 108.1 innings while Anderson was 10-1 with a 3-40 ERA, walking just 16 in 92.2 frames.

As a staff, Cal Poly pitchers surrendered just 155 bases on balls in 499 innings last season, good enough to rank No. 27 in the nation (out of 291 Division I teams) in walks per nine innings.

In 2011, under Kelly's direction, the Mustangs posted a team ERA of 3.60, with 152 walks in 460.1 innings. The 3.60 ERA was the best in Cal Poly's 17-year Division I existence to that point (and was bested by the 3.48 mark the following season).

In his first season at Cal Poly, he coached a pair of pitchers (Evan Reed and Thomas Eager) selected inside the first five rounds of the Major League Draft.

Kelly joined the Cal Poly staff as pitching coach in 2007. Before that, he'd spent two seasons at Chico State, helping the Wildcats to the Division II College World Series in each of those seasons.

The 2005 team finished the season 42-16-1 and the 2006 squad was 46-21 and finished as national runner-up. Kelly's 2005 Chico State pitching staff posted a 3.00 ERA, sixth-best in the country.

Prior to coaching at Chico State, Kelly spent one season (2004) working in baseball operations at Cal Poly and one season (2003) coaching at Cuesta College in San Luis Obispo. He also coached summer college teams from 2002-04, helping both the San Luis Obispo Blues and the Anchorage Bucs to the National Baseball Congress World Series.

Kelly was a pitcher at Cal Poly in 1999. After redshirting in 2000, he went on to pitch at Cuesta in 2001 and at Missouri Valley College in 2002, helping the Vikings to a regional title game appearance in 2002.

A 1998 graduate of St. Joseph High School in Santa Maria, Calif., Kelly and his wife, Tracy, are the parents of two children, daughter Peyton and son Cade.



## MIKE EARLEY - VOLUNTEER ASSISTANT COACH/HITTING COACH

Michael Earley enters his fourth season as an assistant and third season as the team's Hitting Coach on head coach Tracy Smith's staff at Arizona State.

Under Earley's guidance, Hunter Bishop and Spencer Torkelson earned unanimous All-America honors in 2019 and formed one of the most potent offensive duos in college baseball over the past decade as they helped the squad return to the NCAA Tournament. Bishop and Torkelson were semifinalists for the Golden Spikes Award and Dick Howser Trophy, given annually to the top players in college baseball.

Under Earley, ASU led the nation in home runs during the 2019 regular season with 92 (finishing with 94 including the postseason), the most since the 1993 Sun Devils recorded 97 homers. The Sun Devils were the NCAA statistical champion in home runs per game at 1.65.

The 94 homers were easily a Pac-12 record for the BBCOR era of batting standards, surpassing Oregon State's total of 67 in 2018. ASU was the first Power Five school in that BBCOR era to have multiple players reach the 20-home run milestone thanks to Torkelson (23) and Bishop (22). ASU was just the 5th team in Pac-12 history to have two different players reach 20 homers in one season.

Three players reached double digits in homers (Torkelson, Bishop and Trevor Hauver) while two others came just shy with nine each (Carter Aldrete and Lyle Lin).

As a team, the Sun Devils bat .310 on the season, the 10th-highest average in the nation and the highest for a Sun Devil team since the 2010 squad bat .337. It was easily the highest batting average in the BBCOR batting technology era. ASU's .519 slugging percentage was third in the nation and also the highest since that 2010 squad (.531). ASU averaged 8.2 runs per game, the seventh-best total nationally.

ASU was 17th in the NCAA in on-base percentage (.398) and also ranked in the Top-45 in hits (15th), runs (15th), walks (36th), doubles (33rd) and triples (43rd).

Bishop was a unanimous All-American in 2019 in one of the top offensive campaigns for a Sun Devil in recent memory. He became the first Sun Devil Baseball player to go in the first round of the MLB Draft since 2012 and just the 13th Top-10 pick in Sun Devil lore.

The junior slugger burst on to the scene, climbing over 100 positions in nearly every draft projection to earn his selection by the Giants. Bishop knocked 22 home runs on the season the second-best total in the Pac-12 behind teammate Spencer Torkelson and 10th in the country. He had just 10 combined home runs in his first two seasons in Phoenix.

At the conclusion of his season, he was eighth in the country and second in the Pac-12 with a .748 slugging percentage while fifth in the league with a .479 on-base percentage for a gaudy 1.227 OPS. He was seventh nationally and second in the Pac-12 with 166 total bases and finished third in the league 63 RBIs, which was 40th nationally. He was fourth in the Pac-12 with 67 runs scored, a total that also ranked in the top-25 nationally.

Torkelson also earned unanimous All-America honors in 2019 and was the Pac-12 home run leader for the second season in a row in 2019, finishing the season with 23 – good for fifth in the nation. He became the first Pac-12 player to lead the conference in homers in back-to-back seasons since Oregon State's Michael Conforto 2012 and 2013, though it should be noted Conforto only hit 13 and 11 in those seasons. Torkelson is only the third player in Pac-12 history to have back-to-back 20+ home run seasons.

Torkelson has 48 homers in his career, needing just nine to surpass Bob Horner's long-standing school record of 56. He would go on to compete this summer on the USA Collegiate National Baseball team for the second consecutive season alongside teammate Alike Williams.

Torkelson ranked in the Top-10 in the Pac-12 in a slew of categories including homers (1st), walks (41/8th), average (.351/8th), hits (85/3rd/33rd nationally), runs (69/3rd/18th nationally), RBIs (66/2nd/27th nationally), slugging (.707/3rd/17th nationally) and total bases (171/1st/5th nationally).

Earley's work with the Sun Devil hitters could not be understated in 2018 as he coached up one of the elite offenses in the conference, despite fielding, statistically, the youngest lineup in the country. The Sun Devils had the nation's home run leader as well as the nation's triples leader in 2018 and three position players were named to various All-American Teams, along with two Golden Spike Nominees and a Team USA selection.

Earley's coaching led to one of the most prolific freshman campaigns in collegiate baseball history as Spencer Torkelson became the first freshman to ever lead the nation in home runs, finishing with 25 on the season.

Torkelson knocked two more home runs than any other player and just one shy of the NCAA freshman record. Torkelson was just the sixth player to reach 25 home runs since the BBCOR batting technology changes took effect in 2011 and the only freshman in the NCAA to reach the milestone in that time.

Against Washington State, he surpassed the previous Sun Devil freshman record of 11 home runs set by Barry Bonds in 1983. Torkelson finished tied with Bob Horner (1978) for second in ASU single-season history, just two shy of Mitch Jones' school record 27 in 2000.

Torkelson slugged .743 on the season (25 homers, 12 doubles), the third-highest total for any freshman in the NCAA in the past two decades and the highest for a freshman in the BBCOR era (since 2011). Only Rickie Weeks (.849 in 2001) and Jeremy Baltz (.771, 2010) have posted higher freshman slugging percentages in the past 20 years. Torkelson was named to multiple All-American Teams, selected to play on team USA, a Golden Spikes Award nominee, First Team All-Pac12, Pac 12 Freshman of the year and was the NCAA Freshman of the Year.

# 2020 SUN DEVIL BASEBALL

Earley mentored outfielder Gage Canning, who wrapped the season as one of the elite five-tool players in the country, finishing with a .369 average and a Pac-12 leading 87 hits on the season. Canning was the national leader in triples with 11, and finished with 25 in his career at ASU – good for third in school history and the most since Ed Irvine tied the school record of 26 between 1977-79.

Canning reached base in 54 of 55 games for the Sun Devils this season and logged a hit in 47 of those. He led the team with multiple hits in 26 games and had 11 games with three or more hits, becoming the first Sun Devil player to have at least 10 games with 3+ hits since Brett Wallace did so from 2007-08.

With one more home run, Canning would have become the first player in the BBCOR batting era (since 2011) to record double digit numbers in doubles, triples AND home runs. He finished the season with nine homers, 17 doubles and 11 triples, slugging .648 for the season – good for third in the Pac-12 and 38th nationally.

Defensively, Canning was nearly flawless after shifting to center field and logged just one error on the season on 144 chances for a .993 fielding percentage. Canning was a finalist for the Rawlings Gold Glove Award, named to multiple All-America Teams, First Team All-Pac-12, Pac-12 All-Defensive team and a Golden Spikes Award nominee. Canning was a fifth-round selection by the Washington Nationals.

Lyle Lin and Carter Aldrete both raised their batting averages by 20 points while being selected to an All-Pac-12 team. Lin went on to be drafted by the Houston Astros in the 29th round.

Overall, three of ASU's freshmen (Torkelson, Alika Williams and Gage Workman) finished among the top four freshman batting averages in the Pac-12. Torkelson and Workman were named Freshman All-Americans. The team combined for 50 home runs in 2018 after hitting 38 in 2017. The team's overall batting average also climbed 20 points from 2017 to .290 on the season – the second-highest total in the Pac-12 behind 2018 NCAA Champion Oregon State. ASU improved in every single offensive statistical category from 2017-2018.

In regular season play, ASU was ranked second in the Pac-12 in slugging percentage (.446), hits (549), batting avg. (.290) and total bases (843), while leading the Pac in triples (24).

Earley also serves as team's outfield coach and helped pace one of the top outfields in the Pac-12 in 2017. On the year, first-team All-Pac-12 selection Gage Canning started in every single game for the Sun Devils and while providing stellar defense with zero errors on the season and leading the team in outfield assists.

Canning led the team in virtually every hitting category, including batting average (.332), runs (37), doubles (12), triples (8), home runs (6) and slugging percentage (.538). He was the only player in the Pac-12 to finish with a double-digit number of doubles while also posting at least six home runs and six triples.

Earley also helped oversee the emergence of Hunter Bishop as one of the exciting young freshmen in the country on the year. The freshman earned All-Pac-12 honors and finished his 2017 campaign with an impressive .301 batting average, five doubles, four triples and five home runs. He ranked second on the team – behind only Canning – in batting average, runs scored (27), triples, home runs and slugging percentage (.484). Bishop started 31 games in the outfield season to become just the sixth ASU freshman in the past 15 years to start over 50 percent of the season in the outfield.

During the 2017 pitching coach search, Earley was granted a waiver to recruit by the NCAA. Earley assisted in recruiting during the spring and summer of 2017. During that time Earley helped identify prospects and recruits for the 2017 through 2020 recruiting classes. The 2017 recruiting class was ranked fourth in the country and tops in the Pac 12.

"The experience I gained recruiting the west coast in my first year of coaching will prove to be invaluable, also being able to learn from Coach Greenspan, who I believe is the one of the best recruiters in the country has helped me tremendously," Earley said.

Earley played under Smith at Indiana from 2008-10 before going on to a professional career with the Chicago White Sox organization. He played professional baseball for six seasons, including time with the team's Triple-A affiliate, the Charlotte Knights.

The outfielder finished his playing days with the Southern Illinois Miners in the independent Frontier League in 2015.

He finished his professional career with 559 hits, 117 doubles, 38 home runs and a .284 average. He was named to four All-Star teams in his professional career and was also named a member of the Southern Illinois All-Decade Team.

Earley earned Third Team All-Big Ten recognition during his senior campaign at IU in 2010 after he tied for fourth in the conference in home runs with 13, and finished the season batting .352. Earley was the only player in the Big Ten with double digit homeruns and stolen bases during the 2010 season.

He was selected by the White Sox in the 29th round of the 2010 Major League Baseball Draft.

Following his career in professional baseball, he spent time in 2016 as an associate scout for the New York Mets.

Earley is married to his wife, Lisa, and together they have a son, Marshall, and two daughters, Mia and Madison.



# 2020 SUN DEVIL BASEBALL

## JASON ROBBINS - STRENGTH AND CONDITIONING COACH

Jason Robbins enters his sixth season at Arizona State, and his 10th under head coach Tracy Smith, as the team's strength and conditioning coach. Robbins previously worked with Coach Smith at Indiana University from 2009-14, and oversaw the strength and conditioning program for baseball, swimming, diving, and water polo.

Robbins coordinates and executes an extensive weight lifting and conditioning program, both during the offseason and in-season, that is catered to each individual student-athlete's needs.

While at IU, Robbins gained esteem for cultivating world-class athletes as he coached two individual national champions, five Olympians, 18 players of the year, 29 conference champions, 108 all-conference honorees and 161 All-Americans.

Robbins' unique and baseball-specific training program helped the IU baseball team reach unprecedented heights, including two Big Ten Conference Championships and a College World Series berth. His student-athletes accounted for 10 All-America selections and 15 Major League Baseball Draft picks, including Kyle Schwarber, an undrafted high schooler who was the fourth overall pick in the 2014 MLB Draft, and Sam Travis, who became a second-round pick after being a 40th-round pick out of high school.

Robbins spent two years at the University of Michigan as an assistant strength and conditioning coach from 2007-09. During that time he was responsible for implementing sport-specific strength and conditioning programs for men's and women's diving, men's and women's golf, women's gymnastics, men's soccer, women's rowing and women's water polo.

Robbins earned both his bachelor's (2004) and master's (2006) degrees in exercise science from the University of Toledo. He is a former football student-athlete for the Rockets where he was named the Mid-American Conference Special Teams Player of the Year in 2005 and was a semifinalist for the Lou Groza Award that season.



## JESSE LOWMAN - ATHLETIC TRAINER

Jesse Lowman enters his fifth season as the Certified Athletic Trainer for Sun Devil Baseball.

A native of Arizona, Jesse grew up in Maricopa, Ariz. He completed his undergraduate studies at California State University Sacramento in 2007 with a bachelor's of science degree in Kinesiology and an emphasis in Athletic Training. During his time at Sacramento State, he was accepted to a student-intern position with the San Francisco Giants in 2006 and worked under the minor league rehabilitation coordinator in evaluating and rehabbing arm injuries.

Upon returning to Arizona in the 2008, Jesse attained the position of Head Athletic Trainer at Horizon High School in Scottsdale. While he was there, was responsible for pitcher conditioning and arm maintenance programs for a baseball team known for success in the state of Arizona. Also while at Horizon, he was able to earn his Master's of Science in Rehabilitation from the California University of Pennsylvania and the NASM certification for Corrective Exercise Specialist (CES).

In February 2012, Jesse began working for Scottsdale Community College and was responsible for the football, volleyball and baseball programs. He was part of a baseball program that saw success by earning the right to play in the NJCAA World Series three out of the four years that he was there. His focus with the baseball team was on minimizing shoulder and elbow injuries in all players, and implementing several programs designed to condition the throwing shoulder and elbow for the stresses that they endure at the collegiate level.

During his tenure at ASU, Jesse's philosophy has shifted to becoming solely focused on keeping the athletes healthy and maintaining their readiness to play. Building corrective programming based upon modern assessments for each individual athlete is the foundation of that philosophy. This approach has led to significant decrease in injury rates within the baseball program.

Coupled with this philosophy, in the event that injuries occur, Jesse utilizes the latest rehab protocols with the intent of returning athletes to the field with the highest level of success and efficiency.

Jesse and his wife, Courtney, have two sons, Wyatt and Weston. The couple met at California State University Sacramento, where Courtney, who is also from Arizona, was a Div. I gymnast.



## DANNY STOLPER - DIRECTOR OF OPERATIONS

Danny Stolper enters his third season as the team's director of operations.

Stolper's duties involve all phases of baseball administration and operations, including team travel, recruiting administration, alumni relations, camp support, video support and field coordination.

Prior to assuming his role as the Director of Operations, Stolper was a team manager from 2015-17 and also served as the bullpen catcher in that time. Stolper graduated in May 2017 with a degree in Business (Sports and Media Studies) before earning his Master's degree from Arizona State University in Sports Law and Business in 2019.

Stolper was born and raised in Arizona and all six members of his immediate family attended ASU, while his father began bringing him to Sun Devil games at a young age.



## DAVID GREER - UNDERGRADUATE STUDENT ASSISTANT COACH

Former Sun Devil All-American David Greer enters his second season serving as the Undergraduate Student Assistant Coach. He will assume the duties as the team's first base coach while working closely with the hitters and infielders on the squad.

Greer played enjoyed a successful three-year career at Arizona State (2014-16), playing under Coach Smith during his final two years in Tempe. He went on to be drafted in the 10th round (297th overall) by the Seattle Mariners in the 2016 MLB Draft.

Greer improved his game every season while a part of the Sun Devil Baseball program. After only appearing in 16 games as a freshman, Greer enjoyed a breakout sophomore campaign that coincided with the arrival of head coach Tracy Smith in June of 2014. During the 2015 season, he emerged as one of the Pac-12's most dangerous hitters. He completed his sophomore season with a .314 (58-for-185) batting average, launching a pair of home runs while driving in 28 runs. He received All-Pac 12 Honorable Mention distinction for his efforts.


Greer was the Sun Devils most dangerous and consistent hitter, leading the 2016 Sun Devils in eight offensive categories including batting average (.344), slugging percentage (.571), on-base percentage (.442), runs scored (49), hits (77), extra-base hits (33), total bases (129) and walks (38). The First Team Pac-12 All-Conference Selection led the league in doubles and total bases, finished 2nd in slugging percentage, third in runs scored and fifth in hits, home runs and walks. Earned Pac-12 Player of the Week (Mar. 14) honors as he tallied 11 hits, including three doubles and a home run, four RBI, and three runs scored, and pitched two scoreless innings across a six-day span.

The versatility Greer offered was extremely valuable, as he played five different defensive positions this season (1B, 2B, 3B, LF, P) during his three-year career. Known for his leadership qualities and work ethic while playing for the Sun Devils, the transition to coaching is a natural one for Greer.

The local product out of Desert Mountain High School in Scottsdale arrived on campus after leading the Wolves to the AIA Division I State Championship, defeating rival Chaparral in the title game at Tempe Diablo



# 2020 SUN DEVIL BASEBALL




## 46 NATHAN BAEZ

INFIELDER // 6'1" // 191 LBS // FRESHMAN  
ORO VALLEY, ARIZ. / IRONWOOD RIDGE

### HIGH SCHOOL

- Three-year varsity starter at Ironwood Ridge and played in 80 games, posting a career .382 batting average with eight home runs and 69 RBIs
- Shows a mature approach at the plate without sacrificing power, reaching base at a .508-clip while slugging .662
- Compiled 71 runs, 28 doubles, and 26 steals in his varsity career
- Had a monstrous senior season, posting a .414 average with a .700 slugging percentage and a .558 OBP
- Stole 18 bases and struck out just seven times on the season compared to 18 walks
- Recorded 22 RBIs, 10 doubles, two triples and two homers
- Just as impressive as his offensive numbers, he recorded a perfect 1.000 fielding percentage with no errors on his 88 total chances and helped turn 15 doubles days as a senior
- All Sports Tucson 2018 Southern Arizona Baseball All-Stars Third Team selection
- High school teammate of fellow Class of 2019 signee Seth Nager
- Listed at No. 2 shortstop and the No. 12 overall prospect in the state of Arizona according to Perfect Game; Also tabbed by Perfect Game as a Top-400 prospect and the No. 77 shortstop nationally; Ranked the No. 2 shortstop and the No. 10 overall prospect in the state of Arizona by Prep Baseball Report; Prep Baseball Report also slotted him as the No. 78 shortstop and the No. 446 overall prospect nationally.
- Baseball America pegged him as the No. 9 high school prospect in Arizona in the 2019 MLB Draft and the No. 36 overall prospect in the state, regardless of competing in high school or college
- 2018 WWBA World Championship; 2018 17U Perfect Game World Series; 2018 PGBA 18U Four Corners Invitational; Named to five different All-Tournament Teams during his Prep Showcase career; 2018 Perfect Game Preseason Underclassmen All-American Teams; Member of the 2016 PGBA 16U Four Corners Championship.



## 32 BRYCE BARNETT

RIGHT-HANDED PITCHER // 6'0"  
// 170 LBS // FRESHMAN

### HIGH SCHOOL

- One of the top pitchers in the state of Illinois pitching for Providence Catholic High School and received an honorable mention spot on the Chicago Tribune 2018 Daily Southtown Baseball All-Area Team
- An honorable mention as a senior in the Quad-City Times All-Western Illinois baseball team
- Allowed more than two runs in just one start during his senior year, finishing with a 2.47 ERA and 68 strikeouts to earn a spot on the Herald-News Baseball All-Area First Team
- Struck out 15 in a Class 4A Lockport Sectional semifinals playoff appearance in his senior year to help his team advance to the 2019 IHSA Illinois Baseball State Tournament
- Named to the Chicago Tribune's Southland Top 25 Players to Watch for the 2018 season and played in the Class 4A Providence Regional Championship as a junior in 2018
- In 48 1/3 innings as a junior, Barnett allowed 31 hits and 16 walks and struck out 56. He had a 4-2 record with a 2.03 ERA
- Led his team on the mound to the 4A Andrew Regional Championship as a sophomore in 2017
- High school teammate of fellow Class of 2019 Signee Alex Helmin.
- Perfect Game lists him as the No. 14 right-handed pitching prospect and the No. 43 overall prospect in the state of Illinois; a Top-500 ranked player nationally according to Perfect Game; rated as the No. 7 right-handed pitching prospect and the No. 17 overall prospect in the state of Illinois by Prep Baseball Report; PBR also tabbed him as a Top-500 overall prospect and the No. 169 best prospect at his position (RHP)
- 2018 Preseason Underclass All-American High Honorable Mention; 2017 Preseason Underclass All-American Honorable Mention; a member of three All-Tournament Teams on the prep baseball circuit

TWITTER: @ASU\_BASEBALL

48 INSTAGRAM: @ASU\_BASEBALL Yearbook


FACEBOOK: SUNDEVILBASEBALL

Five-Time NCAA Champions (1965, 1967, 1969, 1977, 1981) | 22 College World Series Appearances | 21 Conference Championships

127 All-Americans | 14 National Players of the Year | 10 College Baseball Hall of Fame Members

442 Major League Baseball Draft Picks | 111 Major Leaguers | 50 Major League Baseball First-Round Draft Picks





## 12 COOPER BENSON

**LEFT-HANDED PITCHER // 6'0" // 213 LBS // FRESHMAN  
SAN LUIS OBISPO, CALIF. / SAN LUIS OBISPO**

### HIGH SCHOOL

- Separated himself as one of the premier pitching prospects in the country through his three-year varsity career at San Luis Obispo High School
- Posted a 28-5 record in 46 appearances in high school, and registered an incredible 0.80 ERA in 183.2 innings pitched
- Struck out 304 batters in his career and eclipsed the century mark in his junior (114) and senior (101) seasons. Accomplished the feat while walking just 56 batters in his four year career
- Went 9-3 as a senior with a 0.59 ERA with four complete games and four shutouts and was named the Mountain League Co-MVP for his efforts
- Advanced to the semifinals of the 2019 Central Section CIF Division I baseball championships
- Enjoyed a breakout junior season in which he finished with a 10-0 record and a 0.35 ERA. Also threw four complete games and three shutouts, one of which was a no-hitter against St. Joseph's
- Versatile athlete able to get it done at the plate, carrying a .347 batting average through his prep career while adding 10 home runs and 66 RBIs
- Stole 45 bases in his career
- Received All-CIF Division 3 honors after a tremendous junior season
- Perfect Game lists him just outside their Top-100 national prospects coming in at No. 129, rating as the 13th best left-handed pitching prospect nationally; tabbed by Perfect Game as the No. 24 overall prospect in the state of California and the No. 3 left-handed pitching prospect in the state; PBR slots him as the No. 5 left-handed pitching prospect in the state of California and the No. 40 overall prospect in the state in addition to being a top-350 overall prospect and the No. 36 southpaw in the country
- Played for the 2018 Brewers Area Code Team; 2017 Area Code Underclass Games; member of the 17U USA National Team Development Program; 2016 & 2017 Perfect Game Underclass All-American Game participant; 2018 First Team PG Preseason Underclass All-American; 2016 & 2017 PG Preseason Underclass All-American distinction; made seven All-Tournament Teams and received Most Valuable Pitcher of the Tournament honors four separate times during the showcase/tournament circuit

- Named to the 2018 Daily Breeze Baseball All-Area First Team after an outstanding junior season and also selected by CalHiSports.com to their 2018 California All-State Team
- 2017 Daily Breeze South Bay All-Area First Team member and received All-CIF Division 2 First Team honors from the Orange County Register
- A Top-500 overall prospect nationally and the No. 221 right-handed pitching prospect in the country according to Perfect Game; Perfect Game also tabbed him as the No. 93 overall prospect and the No. 31 right-handed pitching prospect in the state of California
- 2018 Perfect Game Preseason Underclass All-American honorable mention; named to 11 All-Tournament Teams while winning four WWBA Tournaments during the showcase/tournament circuit



## 22 BLAKE BURZELL


**RIGHT-HANDED PITCHER // 6'6" // 225 LBS // SOPHOMORE  
LAGUNA BEACH, CALIF. / LAGUNA BEACH**

### FRESHMAN (2019)

- Showed several flashes of brilliance in his debut season for the Sun Devils, finishing with a 5-1 record with 35 strikeouts in 38.2 innings pitched
- Didn't allow a run in his first five appearances on the season and allowed just two hits through his first six games
- Had a nine-game stretch between April and March where he allowed just one earned run over 18.1 innings pitched, recording wins over Utah, UNLV, top-ranked UCLA and Arizona in that span
- Had a career-high five strikeouts in 2.1 scoreless innings pitched at Nebraska on May 12

### HIGH SCHOOL

- Went 6-1 in 2018 registering a 2.68 ERA with 51 strikeouts
- Helped his team to a 14-1 Orange Coast League record in his senior season
- Led Laguna Beach to the quarterfinals of the 2017 CIF Southern Section Division 2 tournament
- Guided the Breakers to a 2016 CIF Southern Section Division 4 semifinals, with his squad earning a 5-4 victory in extra innings
- Has a career 2.83 ERA at Laguna Beach with 206 strikeouts and 25 career wins to just 9 losses
- A very successful two-sport athlete, averaging over 20 points per game for Laguna Beach for his career and finished as LBHS's all-time leading scorer with over 2,300 points
- Led the Breakers to a 26-4 record this season and a No. 2 seed in the 2018 CIF Southern Section Division 3AA Tournament
- Struck out nine in 3.0 IP at the 2016 PG/EvoShield National Championship
- Rated the No. 7 RHP in the state of California and the No. 17 overall player in the state, according to Perfect Game; Perfect Game ranked him as the No. 43 RHP in the country and No. 123 player overall
- 2018 Rawlings-Perfect Game All-American (third team) - California All-Region First Team; 2017 Perfect Game Underclass All-American (Second Team); 2016 Perfect Game Underclass All-American (High Honorable Mention); Attended the 2017 All-American Classic and 2017 Area Code Games; 2017 Perfect Game All-American Classic All-Tournament Team
- Was named First Team CIF as a basketball player in 2018 and MVP of the Orange Coast League



## 41 CHRISTIAN BODLOVICH

**RIGHT-HANDED PITCHER // 6'0" // 210 LBS // FRESHMAN  
SAN PEDRO, CALIF. / MIRA COSTA**

### HIGH SCHOOL

- Named First Team All-Bay League by the Los Angeles Times as a senior
- Went 7-2 with a 2.48 ERA his senior year and earned co-most outstanding player honors in the Bay League from the Daily Breeze
- Helped Mira Costa advance to the quarterfinals of the Division 1 CIF Southern Section Baseball Championships and a 23-9 record on the year in 2019

# 2020 SUN DEVIL BASEBALL



## 3 DOM CACCHIONE

**RIGHT-HANDED PITCHER // 6'2" // 175 LBS // SOPHOMORE**  
**MENLO PARK, CALIF. / SACRED HEART PREP**

### FRESHMAN (2019)

- Pitched 10.0 innings and appeared in 9 games during his freshman campaign, striking out nine
- Allowed just one earned run in his first six games as a Sun Devil
- Recorded a career-high three strikeouts against Oregon

### HIGH SCHOOL

- Made 13 appearances during his senior year in 2018, going 3-0 with a 3.12 ERA while striking out 42 batters
- Appeared in 12 games for Sacred Heart Prep in 2017, logging a 1.86 ERA with a save and striking out 24 in 26.1 IP
- Multi-sport athlete that also competed for the Sacred Heart Prep football and basketball programs
- Listed as the No. 66 RHP in California, according to Perfect Game and No. 224 overall player in the state
- Participated in the 2017 Perfect Game Fall National Championship



## 8 NICK CHEEMA

**CATCHER // 5'11" // 198 LBS // SENIOR**  
**WEATHERFORD, TEXAS / ALEDO**

### JUNIOR (2019)

- Added depth to the Sun Devil roster and was a pivotal member of the team with his work in the bullpen in games
- Recorded three hits in nine at-bats
- Saw action at catcher in three games

### SOPHOMORE (2018) - CENTRAL ARIZONA COLLEGE

- Saw extended action at catcher during his sophomore season at Central Arizona College and appeared in 38 games total for the Vaqueros - catching in 34 of those
- Was named to the 2018 All-ACCAC Region 1 Team
- Logged a .319 average on the season with four homers, five doubles and 18 RBIs
- Threw out 11 runners attempting to steal a base on 26 attempts (.423)

### FRESHMAN (2017)

- Recorded a .286 average with two RBIs in a depth role during his freshman campaign, logging two starts as the DH
- Launched a mammoth home run on the road at Utah in the final weekend of the season - the first of his college career

### HIGH SCHOOL

- Participated in the A member of the Perfect Game World Series Championship team in both 2013 and 2014
- 2016 Rawlings-Perfect Game Honorable Mention All-American; 2016 Rawlings-Perfect Game Texas-All Region 2nd Team
- 2016 District 8-5A Defensive MVP; 2015 District 8-5A 2nd All District
- 2015 Perfect Game 3rd Team All-American
- 2014 Perfect Game High Honorable Mention All-American
- In his Junior season, Cheema led his team to a Texas 5A State Baseball Championship in 2014
- Captain of his baseball team his senior season and a member of the National Honor Society



## 30 BRADY CORRIGAN

**RIGHT-HANDED PITCHER // 6'2" // 210 LBS // JUNIOR**  
**PLAINFIELD, ILL. / PLAINFIELD NORTH**

### SOPHOMORE (2019)

- Brady Corrigan quickly asserted himself as one of ASU's go-to players out of the pen, appearing in a team-high 30 games
- Record three wins and two saves on the year, recording 16 scoreless outings
- Inherited a team-high 40 runners, allowing just 11 of them to score (.194)
- Had 65 strikeouts in 51.1 innings pitched - easily the best strikeout-to-inning ratio on the team
- Selected as an All-Pac-12 honorable mention selection
- Recorded a career-high eight strikeouts over 5.2 gutsy innings with no walks against a top-10 Stanford squad in the final weekend of the year
- Had a pair of six-strikeouts efforts against Fullerton and Washington, striking out the first five batters he saw in the Fullerton contest

### FRESHMAN (2018)

- Had one of the more impressive stretches of relief play in March as he went 15.1 consecutive innings over 5 appearances without allowing a run
- Struck out 28 batters on the season in 33.0 innings pitched
- Pitched 5.2 innings in two appearances in the Arizona series without allowing an earned run, earning his first career save in the process

### HIGH SCHOOL

- One of the top pitchers in the class of 2017 in the Midwest
- Racked up a 10-2 record as a junior and helped Plainfield North to a semifinal run in the 2016 High School State Championships along with a Top-25 national ranking
- Was the team's ace, leading the way with 13 starts and 78.2 IP while posting a paltry 1.25 ERA
- Struck out 84 batters his junior season to just 19 walks
- Ranked the No. 7 overall player in Illinois and No. 5 RHP in the state by Prep Baseball Report, while No. 24 overall in Illinois and No. 10 RHP in the state by Perfect Game
- Participated in many prestigious showcases including the Area Code Games for the White Sox Team and the USA Baseball Tournament of Stars

TWITTER: @ASU\_BASEBALL

50 INSTAGRAM: @ASU\_BASEBALL Yearbook

FACEBOOK: SUNDEVILBASEBALL

Five-Time NCAA Champions (1965, 1967, 1969, 1977, 1981) | 22 College World Series Appearances | 21 Conference Championships

127 All-Americans | 14 National Players of the Year | 10 College Baseball Hall of Fame Members

442 Major League Baseball Draft Picks | 111 Major Leaguers | 50 Major League Baseball First-Round Draft Picks



## 11 RJ DABOVICH

**RIGHT-HANDED PITCHER // 6'3" // 206 LBS // JUNIOR  
PUEBLO, COLO. / PUEBLO WEST / CENTRAL ARIZONA**

### SOPHOMORE (2019)

- A pivotal addition to the Sun Devil rotation, recording a 7-1 record while recording three saves
- Started nine games - the first eight games of the year and his final appearance in the postseason against Stony Brook - while appearing in relief in seven games
- Struck out 47 batters to 26 walks in 53.0 innings pitched
- Escaped a no-out, bases loaded jam in extra innings at Cal to set up an eventual ASU victory
- Recorded saves in his first three relief appearances on the season, picking them up against Washington, top-ranked UCLA and Arizona
- Struck out a season-high six in wins against Xavier and Stony Brook - the latter in an elimination game in the 2019 postseason

### CENTRAL ARIZONA COLLEGE

- Finished his lone season at Central Arizona with a 9-3 record, boasting a 1.81 ERA in 69.2 innings pitched
- Drafted in the 18th Round (542nd overall) by the Kansas City Royals
- Appeared in 15 games for CAC, starting 13 of them while striking out 63 batters
- Helped the Vaqueros to a 45-13 record and a berth in the Region I Playoffs
- Finished second in the ACCAC in victories and was exceptional at not allowing extra base as he allowed just one double and one home run on the season.
- Earned a victory after going a season-best seven innings without allowing a run while striking out nine in a 5-2 win over Mesa Community College
- In a 6-0 victory over Scottsdale Community College, he threw 6.2 scoreless innings, allowing just three hits while fanning seven
- Allowed two runs or less in 13 of his 15 appearances
- Central Arizona has produced several former and current Major League players, including former Sun Devils Josh Spence and Ian Kinsler
- Touched 98 MPH on the radar gun with his fastball in the last game of the season

### HIGH SCHOOL

- Enjoyed a brilliant prep career at Pueblo West High School in Pueblo, Colorado
- Rated as the No. 9 overall player in the state of Colorado and the No. 5 right-handed pitcher in the state
- Listed as a Top-500 recruit nationally and a 2017 Perfect Game All-American.
- In two varsity seasons, he registered a 7-2 record posting a 0.80 ERA in 69.2 innings pitched.
- He recorded 94 strikeouts and held opponents to a .195 batting average
- Helped lead his team to a 9-1 record in the 4A South Central Baseball League as a senior in 2017
- Appearing mostly as a reliever during his junior season in 2016, he posted a miniscule ERA of 0.27 while recording a pair of saves



## 45 CAM DENNIE

**RIGHT-HANDED PITCHER // 6'2" // 183 LBS // FRESHMAN  
CULVER, IND. / PLYMOUTH**

### HIGH SCHOOL

- Had a record-breaking high school career, spending his first three seasons on varsity at Plymouth High School
- Maintained a 2.08 ERA in 15 appearances on the mound, striking out 91 in 64 innings pitched while opponents hit just .177 against him
- 2017-18 USA Today All-Indiana Baseball Second Team selection and 2018 IHSBCA Class 4A All-State First Team member as a second baseman; 2017 All-Northern Lakes Conference Baseball Team
- Tabbed as a Top-500 overall prospect and the No. 184 right-handed pitching prospect nationally by Perfect Game; Perfect Game also lists him as the No. 6 overall prospect and the No. 3 right-handed pitching prospect in the state of Indiana; Prep Baseball Report lists him as the No. 387 overall prospect and the No. 134 right-handed prospect in the country; rated as the No. 8 overall prospect and the No. 6 right-handed pitching prospect in the state of Indiana according to PBR
- 2018 PG Preseason Underclass All-American Second Team; 2017 PG Preseason Underclass All-American High Honorable Mention; WWBA 16U National Championship All-Tournament Team



## 17 MYLES DENSON

**OUTFIELD // 6'2" // 184 LBS // SENIOR  
LAS VEGAS, NEV. / BISHOP GORMAN**

### JUNIOR (2019)

- A vital member of the team off the bench throughout the season, appearing in 41 games and making 19 starts
- Recorded a .292 average with five doubles and three triples while recording 11 RBIs and scoring 12 runs
- Recorded a perfect fielding percentage in the outfield, including a game-saving outfield assist in extra innings against Michigan State
- Also made one appearance on the mound, the first of his career, tossing ASU's only scoreless inning in a tough outing against top-ranked UCLA
- Had the game-winning walk-off RBI against Stanford in the final weekend of the season
- Had an impressive seven game stretch between February and March where he recorded 12 hits in 23 at-bats
- Notched three three-hit games on the season and a career high three RBIs against UC Davis

### SOPHOMORE (2018)

- Saw action in 23 games, starting four of them
- Became a valuable asset as a defensive replacement in the outfield, boasting a perfect fielding percentage
- Got the start in left field against Washington State (3/31), putting together his best performance of the season with a 3-for-4 effort, driving in a run with a double



# 2020 SUN DEVIL BASEBALL

## FRESHMAN (2017)

- Appeared in 27 games (16 starts) for the Devils during his freshman campaign, finishing the season batting .210 with a double and five RBIs
- Made his first collegiate start on Opening Night in right field against Northwestern (2/17)
- Notched two hits and knocked in the game-tying run in the second inning against Northwestern (2/18)

## HIGH SCHOOL

- A 2016 graduate of Bishop Gorman High School in Las Vegas, Nev.
- Earned three varsity letters in baseball and was named team captain for his senior season
- Posted a .495 batting average and .528 on-base percentage in 2016
- All-Southern Nevada First Team 2016; All-Sunset Region First Team 2016; Review Journal All-State Second Team 2016
- Perfect Game West All-Region Second Team 2016; 2016 Rawlings-Perfect Game Honorable Mention All-American; 2015 Underclass Honorable Mention
- Nevada High School State Championship



# 23 JUSTIN FALL

**LEFT-HANDED PITCHER // 6'6" // 237 LBS // JUNIOR**  
**BEACHWOOD, N.J. / TOMS RIVER SOUTH / BROOKDALE**

## BROOKDALE COMMUNITY COLLEGE

- Was ranked by Baseball America as the No. 122 overall prospect in the country for the 2019 MLB Draft but chose to come to Arizona State instead
- Drafted by the Kansas City Royals in the 34th round with the 1009th overall pick of the 2019 MLB Draft
- Spent two years at Brookdale Community College after graduating from Toms River South High School
- During his sophomore campaign, helped lead Brookdale to the Region XIX Tournament Championship, falling to Rowan to finish as the runners up
- Pitched 64.1 innings while leading the team with a 1.82 ERA as a sophomore, striking out 68 with just 13 walks on the season and only 13 earned runs allowed
- As a freshman, led Brookdale with 64.1 innings pitched, 72 strikeouts, and five complete games and finished with a 7-2 record in his first season at the Community College level
- Brookdale went 36-21, including a 17-7 conference record and a trip to the Region XIX Tournament Championship Game
- Ranked as the #1 prospect in the Atlantic Collegiate League last summer after compiling a 0.90 ERA, and 35 strikeouts in 20 innings. . . posted an impressive 35-to-12 strikeout to walk ratio

## HIGH SCHOOL

- Helped lead his team to a 21-5 record and a 15-2 league record during his senior year at Toms River South and spent a good part of his senior season ranked No. 1 in the Asbury Park Press Top 10
- Toms River South won the Shore Conference Class A South Championship during his junior and senior seasons and went 6-1 with a 1.67 earned run average in 54.1 innings in 2017 during a breakout senior season

- Compiled a 15-2 with a 1.72 ERA and 147 strikeouts in 138 1/3 innings and selected to the 2017 Asbury Park Press All-Shore Baseball Team
- Two-time All-Tournament team selection on the tournament/showcase circuit; 2017 PG Preseason Underclass All-Northeast Region Honorable Mention; 2016 PG Preseason Underclass All-American Honorable Mention



# 9 SAM FERRI

**CATCHER // 5'11" // 185 LBS // REDSHIRT JUNIOR**  
**NORRIDGE, ILL. / NOTRE DAME COLLEGE PREP**

## REDSHIRT SOPHOMORE (2019)

- Returned to the diamond to start 39 games at catcher for the Sun Devils
- Posted a .269 average at the plate with two homers, a triple and seven doubles
- Recorded 24 RBIs with 24 runs scored
- Launched his first career homer in walk-off style against Washington State
- Played a key role in ASU's elimination game against Stony Brook in the post season with a career-high three hits, two runs and an RBI

## SOPHOMORE (2018)


- Redshirted the season while rehabbing an arm injury

## FRESHMAN (2017)

- Finished his freshman campaign batting .182 in 18 games (nine starts) with two doubles and five RBIs
- Made his first collegiate start on opening night behind the dish, going 1-for-3 with a run scored against Northwestern (2/17)
- Saw time on the mound as well, making two outings totaling one inning with a save and a perfect 0.00 ERA

## HIGH SCHOOL

- Selected in the 38th round of the 2016 MLB Draft by the New York Yankees
- Participated in the 2015 Area Code Baseball Games
- Named No. 8 player in the state of Illinois by Prep Baseball Report
- Rated the second-best catcher and No. 7 overall prospect throughout Illinois by Perfect Game
- Ranked the No. 134 prospect in the nation by Perfect Game
- Two-year captain of the varsity baseball team
- Named Second-Team All-State after a breakout senior season at Notre Dame Prep
- Made the All-ESCC Team his final two seasons at Notre Dame College Prep



## 10 DUSTY GARCIA

OUIFIELDER // 6'0" // 174 LBS // SOPHOMORE  
PORT ORCHARD, WASH. / SOUTH KITSAP

### FRESHMAN (2019)

- Added depth in the outfield and appeared in 36 games over the course of the season, also seeing time as a pinch runner and designated hitter
- Started three games, two of which coming in the outfield
- Drew seven walks in 36 plate appearances and stole four bases
- His first career hit was a double against San Diego

### HIGH SCHOOL

- A two-time all-league outfielder (this year in the 4A SPSSL, last year in the 4A Narrows)
- South Kitsap finished with a 12-4 record in the 4A South Puget Sound District in his senior season
- Totaled 25 runs, 18 hits, five doubles, four triples, and nine stolen bases in a productive senior season and walked 23 times, helping him register a .425 OBP
- Posted a .417 batting average during his junior season season with six doubles, a triple, a home run, 10 runs and 10 RBIs
- Went 5-for-12 (.417) in four games at the 2017 Perfect Game World
- Named by The News Tribune as one of the top players to watch in 2017 in the 4A SPSSL Division
- Helped lead South Kitsap to the Washington Class 4A title as a freshman in 2015
- Attended same high school as Sun Devil great, Willie Bloomquist
- The #1 outfielder in the state of Washington, according to Perfect Game and the #3 player in the state overall; #91 ranked outfielder in the country by Perfect Game and a Top 500 overall player
- 2018 Rawlings-Perfect Game Honorable Mention All-American (West - All Region 2nd Team); 2017 Area Code Games; 2017 Perfect Game Underclass All-American (High Honorable Mention); 2016 Perfect Game Underclass All-American (Honorable Mention)
- Named to four All-Tournament teams on the showcase circuit



## 18 TREVOR HAUVER

OUIFIELDER // 6'0" // 202 LBS // JUNIOR  
CHANDLER, ARIZ. / PERRY

### SOPHOMORE (2019)

- Had a breakout sophomore campaign in which he was named to the Pac-12 Honorable Mention team as well as earning a second-team nod on the ABCA All-West Region team
- Spent the majority of the season as the leadoff batter, recording a .339 average that was good for third on the team behind All-Americans Hunter Bishop and Spencer Torkelson
- Slugged .574 on the year behind 13 home runs (10th in the Pac-12) and 16 doubles (7th in the conference) and reached base at a .433 clip
- Hauver had a 15-game hitting streak at one point in the season, the third-longest streak for a Sun Devil on the year
- He was the top ASU player in games in several categories, posting a seven-RBI game, a five-hit game, a four-walk game and a two-home run game.
- Scored 60 runs, sixth in the Pac-12 and 60th in the country
- As a leadoff batter in an inning, Hauver reached base 37 times this season on 98 chances (.378)
- Hauver was very productive for his teammates as well, successfully advancing runners 68 times on 126 chances (.540). Of ASU's day-to-day starters, Hauver's 32 runners left stranded were the fewest on the team
- He was light's out with runners in scoring position, leading the team with a .450 average on 27-of-60 hitting while also making it tough for pitchers to get out of innings with a second-best .370 average on 20-of-54 hitting with two outs.
- Hauver had a case for being ASU's most clutch batter late in games. In innings 7-9, Hauver bat .403 on 25-of-62 hitting with 18 RBIs and 17 runs, easily leading ASU in each of those categories in the late stages of games. Six of his 13 home runs came in those latter stages of games

### FRESHMAN (2017)

- Appeared in 42 games for the Sun Devils during his first season, starting in 21 of them
- Made an impact in the opening weekend series against Miami (OH), going 2-for-4 while driving in a season-best three runs in the Sun Devils third game of the season (2/18)
- Reached base five times in a mid-week game against Pepperdine (3/6), finishing the contest 3-for-3 with a pair of doubles as well as two walks
- A key offensive piece in ASU's 18-4 win over Oregon (3/17), going 3-for-3 with a double, an RBI, and three runs scored
- Maintained a patient approach at the plate, drawing 12 walks which contributed to his .344 OBP
- Had a streak of eight consecutive games reaching base spanning from 3/4-3/17
- Put together five multi-hit performances on the season, including two three-hit games
- One of six freshman to start at least 20 games in the field for Arizona State

### HIGH SCHOOL

- Drafted by the Kansas City Royals in the 37th round of the 2017 Major League Baseball First-Year Player Draft
- Played three seasons of varsity baseball at Perry in Gilbert, hitting at a .393 clip with 97 RBIs, 36 doubles and 15 home runs during his high school career
- Hit over .400 during both his junior and senior seasons as the starting shortstop for the Pumas
- Led his team to a second-place regular-season finish at the highest level of Arizona high school baseball during his junior year
- Ranked the No. 4 overall player in Arizona and No. 1 shortstop in the state while the No. 169 overall player nationally and No. 32 shortstop in the country by Perfect Game

# 2020 SUN DEVIL BASEBALL



## 37 ALEX HELMIN

OUEFIELDER // 6'5" // 190 LBS // FRESHMAN  
FRANKFORT, ILL. / PROVIDENCE CATHOLIC

### HIGH SCHOOL

- Named to the Herald-News All-Area First Team as a senior after batting .354 with 12 extra-base hits and 28 RBIs
- Selected to the 2018 Baseball Blue Division All-Catholic Team after an impact junior season
- Named to the Chicago Tribune's Southland Top 25 Players to Watch prior to the 2018 season and played in the Class 4A Providence Regional Championship as a junior in 2018
- Led his team at the plate to the 4A Andrew Regional Championship as a sophomore in 2017
- High school teammate of fellow Class of 2019 Signee Bryce Barnett
- Listed as a Top-500 overall prospect and the No. 113 outfield prospect in the country by Perfect Game; ranked as the No. 23 overall prospect and the No. 5 outfield prospect in the state of Illinois according to Perfect Game; Prep Baseball Report's No. 296 overall prospect and the No. 55 outfield prospect nationally; tabbed as a No. 8 overall prospect and the No. 3 outfield prospect in the state of Illinois by PBR
- A member of Bo Jackson's Elite Sports 2019 Baseball Roster and won the 2018 American League MVP Trophy as his side won the Pony League Mid-Summer Classic Championship, finishing the game with two hits and two RBIs
- Led his team to a victory in the 2018 WWBA Kernels Foundation Championship
- 2017 & 2018 PG Preseason Underclass All-American High Honorable Mention; 2016 PG Preseason Underclass All-American Honorable Mention; named to a pair of All-Tournament teams during his time on the tournament/showcase circuit

### FRESHMAN (2018)

- Came on strong as the season progressed, earning more and more playing time as a result
- Played in 36 games during his first season as a Sun Devil, starting in 21 of those
- Enjoyed a breakout freshman season, hitting a team-high .370 (37-for-100) with one home run and 22 RBIs
- Put up incredible numbers over his final 18 games of the season, going 30-for-73 (.410) with 19 RBIs
- Totaled at least three hits and two RBIs in three straight games (4/21-4/25). Had three hits in four of five games spanning from 4/21-4/28
- Was outstanding in a victory the 13-8 win over Utah (4/22), going 3-for-4 with a triple and four runs batted in
- Put together a terrific performance at San Diego (5/9), going 1-for-2 drawing three walks and tallying four RBIs
- Drew nine walks, helping him record a .418 OBP
- Reached base in 13 of the final 14 games
- Registered ten multi-hit games and five multi-RBI games

### HIGH SCHOOL

- Ranked the No. 210 overall player in California and No. 12 infielder in the state and the No. 82 infielder in the country by Perfect Game
- Earned various honors including being named a 2017 Rawlings-Perfect Game All-American Honorable Mention selection and a California Region Honorable Mention selection
- Capped his high school career batting .314 with 24 doubles and two home runs in three seasons on Aliso Niguel's varsity squad
- Participated in a variety of showcases, including the 2015 National Underclass West Showcase and the 2015 PG/Evosfield National Championship (Underclass)



## 27 HUNTER JUMP

OUEFIELDER // 5'11" // 188 LBS // JUNIOR  
ALISO VIEJO, CALIF. / ALISO NIGUEL / CENTRAL ARIZONA

### CENTRAL ARIZONA COMMUNITY COLLEGE (2019)

- One of the offensive standouts for a Central Arizona squad that went on to win the 2019 NJCAA Division I World Series Championship in 2019 and was named the Preston Walker Junior College World Series MVP in the process
- Went 12-for-22 (.545) in the World Series with nine RBIs
- Went 1-for-3 in the Championship Game with a three-run homer that helped kick off 12 unanswered runs for Central Arizona to overcome a 7-0 deficit after the top half of the first inning en route to the title
- Led CAC with a .333 average on the season, recording 31 RBIs and a .415 on-base percentage
- Logged 17 doubles and four homers while recording 15 stolen bases on 18 attempts



## 48 BRIAN KALMER

INFIELDER // 6'2" // 195 LBS // FRESHMAN  
CHANDLER, ARIZ. / CORONA DEL SOL

### HIGH SCHOOL

- Played in 79 games over three varsity seasons at Corona Del Sol in Tempe, though the majority of his action came in hugely productive junior and senior seasons
- Finished with a .465 career prep average, recording 71 RBIs and 18 home runs with a monstrous 1.544 OPS
- Knocked nine homers (5th in the 6A division), 10 doubles and recorded a .458 average (14th in 6A) as a senior and helped lead Corona Del Sol to a runner-up finish at the Arizona 6A High School Championships
- Named to AZCentral's All-Arizona team and a finalist for the Arizona Player of the Year
- Had a breakout junior season in which he hit .472 (34-for-72) with nine home runs and 37 RBIs
- Showed his unique power at the plate, finishing 2018 in the Top-10 in the state with a 1.041 slugging percentage and helped lead his team to a 22-5 record, including a perfect 10-0 record in the 6A Central Section to earn a two-seed at the State Championship
- 2018 AZBCA 6A First Team All-State selection after a tremendous junior season
- Perfect Game slotted him as the No. 272 overall prospect and the No. 15 third base



prospect in the country; tabbed as the No. 6 overall prospect in Arizona and the top third base prospect in the state by Perfect Game...Prep Baseball Report graded Kalmer as a shortstop, where he was classified as the No. 5 prospect in the state at the position

- Named to 2018 National Underclass West Top Prospect List and Top Prospect Team after an impressive showing at the 2018 National Underclass West Showcase; member of the 2018 Reds Area Code Team; received Elite Batting honors at both the 2018 17U Perfect Game World Series and the 2018 18U WWBA West Memorial Day Classic, where he helped lead his team to the tournament championship; named to six All-Tournament Teams during the showcase/tournament circuit; 2018 PG Preseason Underclass All-American Honorable Mention.
- His sister, Taylor, played basketball for three seasons at Oregon State before transferring to San Diego State for her final season

- Went 5-2 posting a 2.90 ERA in 12 appearances as a senior in 2018
- Struck out 38 batters while holding opponents to a .176 batting average against him
- 2018 Rawlings-Perfect Game All-American Honorable Mention; Perfect Game also named him to the All-California Region Second Team after a terrific senior campaign.
- Helped Mission Viejo to the opening round of the CIF Southern Section Championships in 2017
- Finished with a 5-2 with a 2.33 ERA as a junior in 2017, striking out 39 while only walking 14
- Didn't allow a run in 3.2 IP at the 2017 Perfect Game World Series, striking out five and named 2017 Perfect Game World Series All-Tournament Team
- Ranked the #25 RHP in California and the #82 overall player in the state by Perfect Game; Listed as the #260 RHP in the country and #500 overall player by Perfect game



## 4 LUKE LA FLAM

**RIGHT-HANDED PITCHER // 6'2" // 197 LBS // SOPHOMORE  
AURORA, COLO. / GRANDVIEW**

### FRESHMAN (2019)

- Appeared in 11 games with one start, striking out 11
- Struck out the side in his second career appearance against UC Davis

### HIGH SCHOOL

- Had 75 strikeouts in 58.1 innings pitched over two seasons at Grandview
- Had an impressive year at the plate as a senior, batting .344 with 24 RBIs overall in 20 games, adding 2 home runs, a triple and four doubles for a .540 slugging percentage and a .414 OBP
- Had 111 career tackles for the football team
- 2017 Pre-Season All-State Selection by Prep Baseball Report
- Rated as the #5 RHP in Colorado by Prep Baseball Report and the #11 player overall in the state
- Named to 2017 Preseason All-Aurora Baseball Team (Second Team) by Aurora Sentinel



## 25 WILL LEVINE

**RIGHT-HANDED PITCHER // 6'2" // 205 LBS // SOPHOMORE  
MISSION VIEJO, CALIF. / MISSION VIEJO**


### FRESHMAN (2019)

- One of ASU's more improved players as the season progressed as a freshman
- Appeared in 12 games, striking out 11
- Had a breakout performance in the series finale against Utah with a career-high 4.0 innings pitched and two strikeouts while allowing just one run and followed that up with 3.2 scoreless innings of relief against Washington
- Had a career-high three strikeouts against Seattle

### HIGH SCHOOL

- Multi-sport athlete at Mission Viejo High School, where he was also a part of the football team

# 2020 SUN DEVIL BASEBALL




## 43 DANNY MARSHALL

LEFT-HANDED PITCHER // 5'10" // 153 LBS // FRESHMAN  
QUEEN CREEK, ARIZ. / QUEEN CREEK

### HIGH SCHOOL

- Perfect Game rated him as the No. 6 left-handed pitcher in the state of Arizona and a Top-500 prospect overall while Prep Baseball Report graded him at the No. 8 southpaw in the state
- A dual-threat player that finished his senior season with a .339 average with a 3.29 ERA
- Finished with 107 total strikeouts in high school, 62 of which coming in a productive junior season where he went 6-3 with a career-low 3.16 ERA
- Exceptional dual-sport athlete at Queen Creek High School, competing for the football team as well
- Recorded 114 career tackles as a defensive back, recording two interceptions and three pass breakups




## 35 SEAN MCCLAIN

INFILDER // 5'11" // 170 LBS // FRESHMAN  
TUSTIN, CALIF. / ARNOLD D. BECKMAN

### HIGH SCHOOL

- Skilled and athletic prospect that has the versatility to play infield or outfield at the next level
- Named a First Team selection in the Pacific Coast League by the Orange County Register following his senior year
- Recovered from an ankle injury that cut his junior season short to play in 22 games in 2018 during his junior season, batting .388 (26-for-67) with one home run and 19 RBIs
- Showed he can do a little bit of everything, stealing 10 bases and finishing with a perfect 1.000 fielding percentage and received First Team All-PCL honors after a breakout junior season
- Part of the Pacific Coast League Champions, Beckman High School, which went 26-4-1 and finished ranked No. 8 in California...made the Division 2 CIF Southern Section Championship
- His brother, Matt, was selected by the D-Backs with the 25th overall pick in the 2018 MLB Draft and is currently at UCLA.
- A Top-500 overall prospect and the No. 102 shortstop prospect in the country according to Perfect Game; Perfect Game also lists him as the No. 84 overall prospect and the No. 13 shortstop prospect in the state of California; Prep Baseball Report included him in their Top-300 overall prospects, ranking him as the No. 53 outfield prospect nationally; rated as the No. 37 overall prospect and the No. 8 shortstop prospect in the state of California by PBR.
- Selected to the All-Tournament Team at the 2018 17U Perfect Game World Series; 2014 PG Super25 Champion with the BPA DeMarini Elite Team




## 38 SETH NAGER

OUTFIELDER // 6'4" // 190 LBS // FRESHMAN  
ORO VALLEY, ARIZ. / IRONWOOD RIDGE

### HIGH SCHOOL

- Outfielder and pitching prospect from Ironwood Ridge and made the varsity team as a junior, but missed time due to Tommy John Surgery after being called up to varsity mid-season as a sophomore in 2017
- Rebounded from the injury with a massive senior season, batting .456 on the year with 11 RBIs, 31 hits and 21 runs scored
- Reached base at a .563 clip for Ironwood Ridge as a senior, slugging .750 for a solid 1.313 OPS
- Named a 2019 Southern Arizona All-Star by All Sports Tucson
- One of Prep Baseball Report's 2019 Grads on the Rise in the Overall Rankings, showing flashes as he comes back from injury
- Prep Baseball Report ranked Nager as the No. 5 overall prospect in Arizona and the top outfielder; Additionally ranked as the No. 229 prospect nationally and No. 44 outfielder by PBR; Perfect Game slotted him as the No. 323 overall prospect in the nation and the No. 67 outfield prospect in the country; The No. 9 overall prospect and the No. 2 outfield prospect in the state of Arizona according to PBR
- Named one of the top-five uncommitted prospects at the Invite-Only 2019 Top Prospect Games



## 40 ALEXANDER OGG

RIGHT-HANDED PITCHER // 6'5" // 177 LBS // FRESHMAN  
BEDFORD CORNERS, N.Y. / HARVEY

### HIGH SCHOOL

- Tall, lanky right-handed pitching prospect from The Harvey School who has a frame that can handle added weight and strength
- A 2018 "Nine who Shine" Candidate, a list produced by The Journal News that identifies the top nine returning players from Westchester, Rockland and Putnam Counties.
- Led Harvey to the HVAL Championship as a senior
- An HVAL All-League selection on Harvey's 11-7 team in 2018



## 26 GRAHAM OSMAN

LEFT-HANDED PITCHER // 6'3" // 183 LBS // FRESHMAN  
MORRISON, COLO. / COLORADO ACADEMY

### HIGH SCHOOL

- Left-handed pitching prospect with a terrific upside thanks to his frame and his advanced three-pitch repertoire
- Made 44 appearances on the mound so far during his varsity career, posting a 17-3 record with a 1.28 career ERA...Fanned 264 batters in just 147.1 innings pitched
- Had an absurd stat line in his senior season, going 8-1 with a trifling 0.37 ERA in which he struck out 131 batters in only 56.2 innings pitches. He walked only 19 batters oin the year and allowed just three earned runs on the season -- all coming in the Colorado state playoffs against eventually state champion University. Prior to that game, Osman had an insane stretch of 51 innings over 10 games where he did not allow a single earned run
- Recorded four appearances as a senior where he did not allow a hit, including two complete-game no-hitters. Additionally, he got it done at the plate with his .413 average in 75 at-bats with 26 RBIs and 17 runs
- Proved he can pitch in any situation, serving mostly as a starter, but collecting four saves as a reliever during his career at the Colorado Academy
- Received honorable mention CHSAA Class 4A All-State honors presented by CHSAANow.com, ColoradoPreps.com and MaxPreps and helped lead his team to a 17-4 record and a trip to the Class 3A Region 6 Championship game
- Played both baseball and basketball at Colorado Academy, starting on varsity in both sports this past season
- A Top-500 overall prospect and the No. 54 left-handed pitching prospect in the country according to Perfect Game; tabbed by Perfect Game as the top left-handed pitching prospect and the No. 4 overall prospect in the state of Colorado; listed as the No. 92 overall prospect in the coverage area and the No. 14 left-handed pitching prospect in the nation by Prep Baseball Report
- Member of the All-Tournament Team at the 2018 17U Perfect Game World Series; PBR's Top Colorado 2019 Left-Handed Pitcher Prospects
- Appeared on the roster for Colorado Rockies Futures Game...Earned a spot on the Top Prospects List and the Top Prospects Team after an impressive showing at the 2018 PG Rocky Mountain Showcase; also made the Top Prospects List and the Top Prospects Team at the 2017 National Underclass Showcase - Main Event; 2018 PG Preseason Underclass All-American High Honorable Mention



## 6 DREW SWIFT

INFIELDER // 6'0" // 158 LBS // JUNIOR  
CHANDLER, ARIZ. / HAMILTON

### SOPHOMORE (2019)

- Despite missing three weeks to injury, Drew Swift showed he was one of ASU's most improved hitters throughout the season, in addition to his deft glove at second base
- Was named to the Pac-12 honorable mention All-Defensive team
- He has nine doubles this season - a career-best - and a triple for 10 extra-base hits on the season despite missing several weeks to injury. He had just two extra-base hits as a freshman
- Swift was a part of 36 double plays, despite the time missed, good for fourth in the Pac-12 in the category and second among non-first basemen. He helped ASU turn 61 double plays on the season - sixth in the nation and first in the Pac-12
- His 135 defensive assists were good for 7th in the Pac-12
- Managed to to reach base at a .375 clip on the season - over .100 points higher than his batting average as he provided a valuable tool at the bottom of the ASU order
- Became the first Sun Devil since Jake Peevyhouse in 2014 to have three doubles in a game, doing so against San Diego

### FRESHMAN (2018)

- Started in 54 of 55 games as a true freshman, splitting time between both middle infield positions
- Displayed advanced maturity which reflected in his approach at the plate, as he drew 24 walks (2nd on the team) which helped him reach base at a .321 clip
- Recorded 31 hits, 27 runs scored, and 15 RBIs in his first collegiate season.
- Finished first on the team with 158 assists and executed 30 double plays
- Contributed to the team in many ways, including registering a team-high 12 sacrifice hits and reaching base via hit by a pitch four times
- Put together eight multi-hit performances on the season

### HIGH SCHOOL

- Served as the team's starting shortstop and closer
- Played all four years on Hamilton's varsity squad
- Career batting average of .355 with 118 hits and 107 runs in 102 varsity games
- Recorded 10 career saves with a 2.89 ERA in 26 appearances totaling 36.1 innings
- Key member of the 2016 AIA DI Championship team that finished ranked No. 18 nationally
- Rated the No. 13 overall player in Arizona and No. 4 shortstop in the state; Top-350 rated player nationally and listed as a Top-60 shortstop in the country by Perfect Game



# 2020 SUN DEVIL BASEBALL



## 29 TYLER THORNTON

RIGHT-HANDED PITCHER // 6'3" // 178 LBS // SOPHOMORE  
SOLANA BEACH, CALIF. / SANTA FE CHRISTIAN /  
SAINT MARY'S

### SAINT MARY'S

- Tabbed the National Freshman of the Year (Collegiate Baseball) and National Freshman Pitcher of the Year (NCWBA)
- Freshman of the Year (West Coast Conference)
- Finished the year with a 10-2 record and a 2.71 earned run average in 13 starts.
- His 5.54 hits allowed per nine innings were ranked 11th in the country and first in the West Coast Conference and his 10 wins were also ranked 11th in the nation
- Along with teammate Carlos Lomeli (also 10 wins), he collected the most wins in a single season by any Gael pitcher since 1991
- Thornton's 11.08 strikeouts per nine were ranked third in the WCC and his WHIP of 0.97 was also third in the conference (27th in the nation)
- The San Diego native was twice named the WCC Pitcher of the Week and both times were in a span of three weeks
- Went on a streak of three starts without allowing an earned run (22.1 innings in total), allowing just six hits during that time while striking out 26 batters
- Earned a spot on the WCC Championship All-Tournament Team after leading SMC to victory against Gonzaga in the first game of the tournament

### HIGH SCHOOL

- Attended El Toro High School in Lake Forest, California
- Perfect Game tabbed him as the 111th-ranked overall player nationally in 2018
- Named the Orange County Baseball Player of the Year by the Orange County Register after compiling an 8-2 record for El Toro High School with a paltry 1.89 ERA
- Helped lead his team to a 23-8-1 record (8-3 conf.) and a No. 7 ranked finish in the state of California
- Ranked as the 15th-ranked left-handed pitcher in the country according to Perfect Game
- Listed as the second-best LHP out of California according to Perfect Game and the 15th-best player overall
- Named a Rawlings-Perfect Game All-American and a California All-Region First Team selection for the 2018 season
- He was tabbed as the South Coast League MVP with his 4-0 record in league games and 1.59 ERA
- 2016 and 2017 Perfect Game Underclass All-American
- Prep Baseball Report touted him as the 44th-best player nationally in its recruiting area (32 states, New England and Canada) and the No. 5 left-handed pitcher of the 2018 class
- Struck out 100 batters over 74 innings and allowed only 56 hits and 21 walks
- Showed his versatility and athleticism by playing in the field as well, hitting .364 on the season with six home runs, 21 RBIs and 39 hits
- Participated in the 2017 Area Code Games



## 15 ERIK TOLMAN

LEFT-HANDED PITCHER // 6'2" // 193 LBS // SOPHOMORE  
LAKE FOREST, CALIF. / EL TORO

### FRESHMAN (2019)

- Was thrust into several crucial spots as a true freshman this season and responded best when the lights were on, showing off his skills in a number of two-way roles
- Went 3-1 with two saves this season and a team-best 3.38 ERA among pitchers averaging at least two innings per game and didn't allow an earned run in 15 of his 24 appearances
- Tolman struck out 49 batters and in 48.0 innings pitched.
- Started the year as well as he could have, allowing just four earned runs in his first 16 games through the beginning of April
- Opponent's .206 batting average against Tolman, easily the lowest on the team
- Tolman was dominant when he has two strikes to his credit, holding opponents to 4-35 (.114) in 1-2 counts and 5-of-30 (.167) in 2-2 counts with 33 of his 49 strikeouts
- With runners on the basepath, opponents bat just 17-of-86 (.198) against Tolman on the season and he has been shutdown with two outs, limiting the opposition to 8-of-54 (.148) while stranding 53 baserunners
- Had a career-high six strikeouts in just 2.2 innings against Arizona and backed that up with a five strikeout effort in his next appearance in 3.1 innings against Nebraska
- Saw valuable time at the dish as well, recording three homers and a .227 average on the season



## 36 SETH TOMCZAK

RIGHT-HANDED PITCHER // 6'3" // 181 LBS // FRESHMAN  
IONE, CALIF. / ARGONAUT

### HIGH SCHOOL

- A fantastic athlete that played both baseball and basketball at Argonaut High School
- Drafted by the Arizona Diamondbacks in the 26th round of the 2019 MLB Draft with the 782nd overall pick
- Enjoying an extremely successful varsity career and had an elite senior campaign in which he went 3-0 with a paltry 0.47 ERA, allowing just three earned runs on the year
- Named the MaxPrep's California Small Schools All-State team
- Struck out 73 to just 19 walks in 44.1 innings pitched as a senior and recorded 176 strikeouts in his career - 145 of those coming between his junior and senior seasons
- Became a go-to-guy on the mound during his junior season, making a career-high 12 appearances and recording a 2.17 ERA in 38.2 innings pitched. Struck out 72 of the 165 batters he faced
- Opponents bat just .128 against him during his varsity career, including a miniscule .094 batting average against as a senior.
- An exceptional two-way player, Tomczak bat over .300 in each of his four varsity seasons - recording a career .363 average with 72 RBIs, 24 doubles, 8 homers and 80 runs scored while reaching base at a .487 clip
- Led his Argonaut squad to the No. 1 seed and a third-place finish in the 2019 CIF Sac-Joaquin Section Division V tournament
- Led his team to the 2018 CIF Sac-Joaquin Section Division V semifinals; 2018 Cal-Hi Sports All-State Baseball Small Schools First Team Multi-Purpose Player; 2017 All-

TWITTER: @ASU\_BASEBALL

58 INSTAGRAM: @ASU\_BASEBALL All Yearbook

FACEBOOK: SUNDEVILBASEBALL


Five-Time NCAA Champions (1965, 1967, 1969, 1977, 1981) | 22 College World Series Appearances | 21 Conference Championships

127 All-Americans | 14 National Players of the Year | 10 College Baseball Hall of Fame Members

442 Major League Baseball Draft Picks | 111 Major Leaguers | 50 Major League Baseball First-Round Draft Picks

Mother Lode League First Team honoree; 2016 All-Mother Lode League Second Team selection

- Key member of the 2018 Argonaut HS Basketball Team that went 29-6 and made the 2018 Division V CIF State Boys Basketball Championship
- His brother, Miles, just finished his first season as a member of the Fresno State Baseball program
- Prep Baseball Report ranked him as their 132nd overall prospect and the No. 47 right-handed pitching prospect in the country; tabbed as the No. 18 overall prospect and the No. 6 right-handed pitching prospect in the state of California according to Prep Baseball Report; Ranked as the No. 169 overall prospect and the No. 60 right-handed pitching prospect in the country by Perfect Game; Perfect Game also listed him as their No. 29 overall prospect and No. 9 right-handed pitching prospect in the state of California
- A member of the Oakland A's roster at the 2018 Area Code Games; 2017 Area Codes Underclass; 2018 PG Preseason Underclass All-American First Team; 2017 PG Preseason Underclass All-American Third Team; 2016 Area Code Underclass Team for the Oakland A's



## 20 SPENCER TORKELSON

INFIELDER // 6'1" // 215 LBS // JUNIOR  
PETALUMA, CALIF. / CASA GRANDE

### CAREER

- No. 1 College Prospect in 2020 Draft – Baseball America
- No. 2 College Prospect in 2020 Draft – D1Baseball.com
- Projected No. 1 Pick in Several Early Mock Drafts and a Unanimous Top-3 Pick in any Mock Draft he's not listed #1
- Would be just the third first baseman selected #1 Overall (Ron Blomberg 1967, Adrian Gonzalez 2000) and the first right-handed first baseman to go #1 in MLB Draft history
- Two-Time Unanimous All-American, Two-Time Team USA member
- Needs 25 home runs to break into the NCAA all-time Top-10 in career homers and in doing so would become the first player in the BBCOR era to even sniff the feat. He would be just the second player since 2000 to have a career home run tally that left him in the Top-10 in NCAA homers (Matt LaPorta, Florida).
- Torkelson has 48 homers in his career, needing just nine to surpass Bob Horner's long-standing school record of 56

### SOPHOMORE (2019)

- Torkelson was the Pac-12 home run leader for the second season in a row, finishing the season with 23 – good for fifth in the nation. He became the first Pac-12 player to lead the conference in homers in back-to-back seasons since Oregon State's Michael Conforto 2012 and 2013, though it should be noted Conforto only hit 13 and 11 in those seasons
- Torkelson is only the third player in Pac-12 history to have back-to-back 20+ home run seasons
- Torkelson ranked in the Top-10 in the Pac-12 in a slew of categories including homers (1st), walks (41/8th), average (.351/8th), hits (85/3rd/33rd nationally), runs (69/3rd/18th nationally), RBIs (66/2nd/27th nationally), slugging (.707/3rd/17th nationally) and total bases (171/1st/5th nationally)
- Torkelson led the team with 27 hits with runners in scoring position, recording 27 hits

on 67 chances (.403)

- He was an extremely tough out to end the inning, extending the inning 26-of-67 times with two outs (.388) with a team-best 35 two-out RBI - 15 more than any other player on the roster
- Hit or not, Torkelson consistently found a way to successfully advance baserunners, doing so 71 times on 142 opportunities (.500)
- With his first home run in the series against Cal, Torkelson has homered in every single Pac-12 ballpark in the league despite being just a sophomore
- Torkelson has played 29 weekend series at ASU and homered at least once in 23 of those. He has played 20 Pac-12 series and homered in 18 - the season finales against Cal (2018) and Stanford (2019) being the only exceptions
- Defensively, Torkelson made huge strides and helped turn 10 more double plays than any other player in the Pac-12 (57), which was a testament to some of the impressive stretches and picks he has made to make those possible
- He has just four errors on the year despite being sixth in Pac-12 in defensive chances (476) and one of those came while he was playing out of position in right field for one inning in a game earlier this season
- Joined Brett Wallace as the only other player in Sun Devil history to be a two-time semifinalist for the Golden Spikes Award
- Competed for the U.S. Collegiate National Team for the second consecutive summer following his sophomore campaign

### FRESHMAN (2018)

- Wrapped up a historic freshman campaign by taking home numerous national and conference awards
- A unanimous All-American, as every major baseball media outlet in the nation rewarded the freshman with at least one All-America accolade (Collegiate Baseball Newspaper, Baseball America, NCBWA, and Perfect Game)
- Honored with Perfect Game's National Freshman of the Year award
- Named a Golden Spikes Award Semifinalist, an award honoring the best player in college baseball
- National Collegiate Baseball Writers of America named him as a third-team All-America selection
- Earned third-team recognition from Perfect Game
- Placed on the Perfect Game Freshman All-America First Team
- Named by Collegiate Baseball Newspaper as the National Co-Freshman of the Year and the NCBWA as the National Freshman Hitter of the Year
- Just the seventh Sun Devil in school history to be named an All-American as a freshman, joining Mike Kelly (1989) and Casey Myers (1998) as the only two ASU position players to be named All-Americans as freshman
- Pitchers Kendall Carter (1981), Phil Lowery (1996), Mike Leake (2007) and Ryan Kellogg (2013) are the only other freshmen in program history to be named All-Americans
- The third Sun Devil to be named Pac-12 Freshman/Newcomer of the Year, joining Ike Davis (2006) and Jason Kipnis (2008)
- Pac-12 All-Conference First Team member
- Lead the country during the regular season with 25 home runs – two more than any other player and just one shy of the NCAA freshman record
- Became just the sixth player to reach 25 home runs since the BBCOR batting technology changes took effect in 2011 and the only freshman in the NCAA to reach the milestone in that time
- Surpassed the previous Sun Devil freshman record of 11 home runs set by Barry Bonds

# 2020 SUN DEVIL BASEBALL

in 1983 against Washington State

- Finished tied with Bob Horner (1978) for second in ASU single-season history in home runs, just two shy of Mitch Jones' school record 27 in 2000
- Completed his spectacular freshman season 66-for-206 (.320), launching 25 home runs and driving in 53 runs
- Slugged a gaudy .743 on the season (25 homers, 12 doubles), the third-highest total for any freshman in the NCAA in the past two decades and the highest for a freshman in the BBOR era (since 2011). Only Rickie Weeks (.849 in 2001) and Jeremy Baltz (.771, 2010) posted higher freshman slugging percentages in the past 20 years
- In Pac-12 games only, he led the conference in slugging (.754), runs (38), total bases (86) and home runs (14). No other player in the league led the conference in more than two categories – compared to four for Torkelson
- Scored 59 runs on the season, third-most in ASU freshman history while his 53 total RBI were fifth among all freshmen in Sun Devil lore
- The 66 hits are ninth in ASU freshman history



## 19 BOYD VANDER KOOI

RIGHT-HANDED PITCHER // 6'5" // 220 LBS // JUNIOR  
MESA, ARIZ. / SKYLINE

### SOPHOMORE (2019)

- Went 4-4 and was second on the team with 85 strikeouts to 39 walks over 95.0 innings pitched
- While the win-loss numbers and ERA might not have been there, Boyd Vander Kooi has put together a three-game stretch of starts at the end of the regular season as good as any ASU pitcher this season
- Posted one of just two of ASU's complete game efforts on the season in his victory over Utah
- Gave ASU at least seven innings in three of his last four outings and posted five quality starts on the season
- Over the final three regular season weekends of the year, Vander Kooi had a team low 2.25 ERA, striking out 22 and walking just 4
- His 20.0 innings pitched in that time were the most among all players while he allowed just one single extra base hit – also a team low, regardless of starting or relief pitchers.
- Vander Kooi struck out a career high 11 batters in 7.0 scoreless innings against #3 Stanford in the final game of the regular season. He became the first Sun Devil since 2016 to record 11 strikeouts in a game

### FRESHMAN (2018)

- Enjoyed an outstanding true freshman campaign, providing the Sun Devils a dominating presence on the mound
- Made 10 appearances on the season, including five starts, finishing the campaign with a 3-3 record
- His 3.00 ERA tied him for the lowest on the team among those with at least 36 innings pitched
- Burst on to the scene with a fantastic collegiate debut, throwing a seven-inning complete game, allowing no earned runs and striking out five in a 11-1 victory over Miami (OH) (2/18)
- Put together a terrific performance in a 2-1 victory over Saint Mary's, going a season-

high 7.2 innings while limiting the Gaels to just four hits and one run, striking out a season-high nine

- Stuck out 35 batters, allowing just 12 earned runs in 36.0 innings pitched
- Threw five scoreless innings in the Sun Devils 18-4 victory over Oregon (3/17), giving up only one hit and striking out four
- Made his final five appearances (8.1 innings) out of the bullpen, preventing an earned run from scoring in four of the five outings
- Did not allow an earned run in six of his ten outings

### HIGH SCHOOL

- Highly sought-after local product
- Voted the Arizona Gatorade Player of the Year in 2017
- Drafted in the 36th round of the 2017 MLB First-Year Player Draft by the Arizona Diamondbacks
- Served as a four-year varsity starter at Skyline High School
- Notched a 27-2 record posting a 2.09 ERA in 42 games in his high school career
- Hit a career .401 batting average with 141 hits, 91 RBIs and eight home runs
- Rated the No. 1 right-handed pitcher and No. 2 overall player in Arizona and the No. 31 right-handed pitcher and No. 87 overall player in the country by Perfect Game



## 24 NICK WALLERSTEDT

RIGHT-HANDED PITCHER // 6'3" // 178 LBS // FRESHMAN  
TEMPE, ARIZ. / MOUNTAIN POINTE

### HIGH SCHOOL

- One of the state's top dual-sport athletes, who had opportunities at the D-1 level in both baseball and football
- A consensus Top-10 prospect in the state of Arizona
- Bat .387 with 10 home runs, nine doubles, 33 RBIs and 28 runs as a senior at Mountain Pointe while also striking out 45 in 31.0 innings pitched
- Slugged .755 with a .476 OBP during his high school career
- Played in 31 games during his junior season on varsity, finishing with a .408 batting average with three home runs and 32 RBIs. Smacked eight doubles and five triples, showing off power to all parts of the ballpark and displayed some of the speed that helps him on the football field on the diamond as he scored 33 runs and stole seven bases.
- Enjoyed an outstanding three-year varsity football career in which he was the starting quarterback for one of the state powerhouses, Mountain Pointe High School, over his last two seasons
- Compiled 3,880 passing yards and 1,826 rushing yards while accounting for 59 total touchdowns
- Son of former Sun Devil Football standout and six-year NFL veteran Brett Wallerstedt and cousin of former Sun Devil Baseball infielder Joey Bielek (2014-15)
- A member of Prep Baseball Report's High School Draft 100, slotted as the No. 81 overall prospect and the No. 33 right-handed pitching prospect in coverage area; ranked as the No. 1 overall prospect in the state of Arizona by PBR; listed as the No. 344 overall prospect and the No. 119 right-handed pitching prospect in the country by Perfect Game; the No. 10 overall prospect and the No. 5 right-handed pitching prospect in the state of Arizona according to Perfect Game; 24/7 Sports ranked him as the No. 58 dual-threat quarterback prospect in the country
- Named to PBR's Top-15 Multi-Sport Athletes in 2019 and member of the All-Tournament Team as a pitcher at the 2018 17U Perfect Game World Series

TWITTER: @ASU\_BASEBALL

60 INSTAGRAM: @ASU\_BASEBALL Yearbook

FACEBOOK: SUNDEVILBASEBALL

Five-Time NCAA Champions (1965, 1967, 1969, 1977, 1981) | 22 College World Series Appearances | 21 Conference Championships

127 All-Americans | 14 National Players of the Year | 10 College Baseball Hall of Fame Members

442 Major League Baseball Draft Picks | 111 Major Leaguers | 50 Major League Baseball First-Round Draft Picks





## 5 ALIKA WILLIAMS

INFILDER // 6'2" // 175 LBS // JUNIOR  
SAN DIEGO, CALIF. / RANCHO BERNARDO

### SOPHOMORE (2019)

- Quietly continued to put up impressive numbers as a sophomore, embracing his role as a cleanup hitter with All-Pac-12 honorable mention accolades with a .333 batting average with 53 RBIs - easily a career high in the category. He had just 20 total RBIs as a freshman
- When he did get RBIs, he tended to get a lot of them. He had 16 multi-RBI games was second on the team with nine games with three or more RBIs
- Williams homered four times and recorded 12 doubles and three triples. He slugged .474 on the season - nearly 150 points higher than his freshman total of .333. With 19 extra-base hits on the year, he far surpassed his freshman total of nine
- The sophomore was incredible when falling behind in counts, posting a .409 average (18-of-44) when facing 1-2 counts. Of his 71 hits on the year, 41 came from behind in the count
- He was 37-of-105 (.352) on two-strike hitting on the year - striking out a team-low 28 times while walking 33 times, making him the only player on the roster with more walks than strikeouts
- 20 of his 53 RBIs (.377) came when falling behind in counts
- The sophomore was incredible at advancing baserunners this season, leading the team with a .593 average with 73 advancements on 123 opportunities
- Williams was ASU's most productive hitter with the bases loaded, going 7-for-14 (.500) with a team-best 16 RBIs
- Defensively, Williams was second in the Pac-12 with 149 defensive assists
- He has helped turn 36 double plays, which was good for fourth overall in the Pac-12 and first among non-first basemen
- His defensive efforts allowed him to be named a member of the Pac-12 All-Defensive team as a result

### FRESHMAN (2018)

- Started in 54 of 55 as a true freshman, splitting time between both middle infield positions.
- Finished his first season in Tempe 52-for-186 (.280), scoring 23 runs and driving in 20
- Went 3-for-5 with a season-best three RBIs in a 15-7 win over Utah (4/21)
- Registered a hit in 15 of 16 games between 3/11-4/7
- Hit .293 with 52 hits over his final 51 games after starting the season 0-for-9
- Recorded 11 multi-hit performances, including three 3+ hit games
- Contributed a three-hit day in the Sun Devils 12-7 win over San Diego (5/9), collecting a pair of double and driving in a run
- His 13 strikeouts were the lowest among players with at least 22 starts
- Drew 13 walks, helping him achieve a .333 OBP
- Teamed up with fellow freshman infielder Drew Swift to execute 30 double plays
- Second on the team with five stolen bases

### HIGH SCHOOL

- Drafted in the 32nd round of the 2017 MLB First-Year Player Draft by the New York Yankees
- Four-year member of the Rancho Bernardo varsity squad
- Was a career .374 hitter with 123 hits and 68 RBIs to his credit
- Also tallied 26 doubles and four triples in 329 plate appearances
- Boasted a .930 career fielding percentage with 101 putouts and 229 assists on 355 chances
- Also excelled in the classroom with a 3.92 GPA
- Rated the No. 44 overall prospect in California and No. 9 shortstop prospect in the state; No. 284 ranked player nationally and listed as the No. 44 shortstop prospect in the country by Perfect Game



## 14 GAGE WORKMAN

INFILDER // 6'4" // 206 LBS // JUNIOR  
QUEEN CREEK, ARIZ. / BASHA

### SOPHOMORE (2019)

- Gage Workman was one of the hottest players in the Sun Devil lineup of at the end of the season and finished the year batting .330 with 40 runs scored, 42 RBIs and eight home runs. He had hits in 20 of the final 26 games and multiple hits in 12 of those
- He was second on the team with 20 two-out RBIs and successfully advanced runners 63 times on 125 chances (.504)
- In Pac-12 only games, Workman had a .330 average - the best total on the squad while his 25 Pac-12 RBIs were second on the team
- In Pac-12 only games, Workman was tied for 10 in the league with 19 walks
- His .430 on-base percentage was 12th in Pac-12 games and the second-best among all Sun Devils in the category. His .623 slugging percentage in Pac-12 games was 9th in the league and second on the team
- Workman had eight home runs on the season, a new career high. His 23 extra-base hits surpassed his freshman total of 20
- The sophomore earned Honorable Mention honors on the All-Pac-12 team
- Workman had just three errors in Pac-12 games at third base on 80 chances (.964) and helped turn 17 double plays on the season en route to Pac-12 Defensive Honorable Mention honors

### FRESHMAN (2018)

- Appeared in 50 games, starting 48 of them, during his true freshman in Tempe.
- Collegiate Baseball News Freshman All-American
- Completed an impressive freshman campaign 48-for-174 (.276), launching three home runs, driving in 25 runs, and scoring 27
- Collected seven triples, tied for the fifth highest total in the country and second on the team behind the national leader in the category, teammate Gage Canning
- Contributed significantly in the Sun Devil's series victory over Oklahoma State (3/2-3/4), finishing the weekend 6-for-13, driving in six runs, scoring four, and smacking a pair of triples
- Smashed his first career home run during a 2-for-3 day against USC (4/8)
- A big part of Arizona State's first Pac-12 sweep of the season, as he finished the series against Oregon (3/16-3/18) 5-for-11 with two doubles and three RBIs
- Went 3-for-4 with three RBIs in the Sun Devil's 8-3 victory over Pacific (5/14)
- An on-base machine during a four game run in April, recording at least one hit and one walk in four consecutive games (4/6-4/10)
- Did not ground into a double play all season, the only ASU regular that can make that claim
- Recorded 12 multi-hit games, including three 3+ hit performances
- Drove in multiple runs in a game on six occasions
- Posted an OPS of .805, slugging .466 (3rd on team) and reaching base at a .339 clip

### HIGH SCHOOL

- Drafted in the 14th round of the 2017 MLB First-Year Player Draft by the Milwaukee Brewers
- Spent the summer of 2017 vying for a spot on the USA Baseball 18U National Team
- Posted a .396 average in his career as a member of the varsity squad, playing two years as he reclassified to graduate a year early
- Garnered 65 hits including 13 doubles, 12 triples and four home runs in 189 plate appearances
- Led Basha with a team-best 28 RBIs during his sophomore season
- Posted an .888 fielding percentage with 79 putouts and 48 assists on 143 chances
- An excellent student with 4.1 GPA to his credit
- His father, Widd, played for the Sun Devil Baseball program in the 90s

# 2020 SUN DEVIL BASEBALL

Year	Coach	OVERALL			CONFERENCE			Finish*	Rank#	CWS
		W	L	Pct.	W	L	Pct.			
1959	Bobby Winkles	28	18	.606 <sup>^</sup>	—	—	—	—	UR	DNP
1960	Bobby Winkles	32	13	.711	—	—	—	—	7	DNP
1961	Bobby Winkles	36	13	.735	—	—	—	—	13	DNP
1962	Bobby Winkles	27	18	.600	—	—	—	—	26	DNP
1963	Bobby Winkles	34	13	.723	7	5	.583	2W	20	DNP
1964	Bobby Winkles	44	7	.863	11	1	.917	1W	5	6
1965	Bobby Winkles	54	8	.871	9	3	.750	1W	1	1
1966	Bobby Winkles	41	11	.788	7	5	.583	2W	17	DNP
1967	Bobby Winkles	53	12	.815	7	5	.583	1W	1	1
1968	Bobby Winkles	39	14	.736	6	6	.500	2W	17	DNP
1969	Bobby Winkles	56	11	.836	15	3	.833	1W	1	1
1970	Bobby Winkles	30	22	.577	9	9	.500	2W	UR	DNP
1971	Bobby Winkles	50	13	.794	15	3	.833	1W	18	DNP
1972	Jim Brock	64	6	.914	18	0	1.000	1W	2	2
1973	Jim Brock	59	8	.881	16	1	.941	1W	2	2
1974	Jim Brock	39	24	.619	12	6	.667	2W	19	DNP
1975	Jim Brock	61	13	.824	16	2	.889	1W	3	3
1976	Jim Brock	65	10	.867	17	1	.944	1W	3	3
1977	Jim Brock	57	12	.826	15	3	.833	1W	1	1
1978	Jim Brock	56	12	.824	15	3	.833	1W	2	2
1979	Jim Brock	32	31	.508	8	22	.267	6P	UR	DNP
1980	Jim Brock	38	25	.602 <sup>^</sup>	15	15	.500	3P	UR	DNP
1981	Jim Brock	55	13	.809	26	4	.867	1P	1-1	1
1982	Jim Brock	57	16	.781	23	5	.821	1P	9-3	DNP
1983	Jim Brock	44	24	.647	17	13	.567	2P	3	3
1984	Jim Brock	55	20	.733	23	7	.767	1P	4	4
1985	Jim Brock	31	35	.469	15	15	.500	4P	UR	DNP
1986	Jim Brock	34	28	.548	11	19	.367	5P	UR	DNP
1987	Jim Brock	40	27	.597	16	14	.533	2P	8	7
1988	Jim Brock	60	13	.822	21	9	.700	1P	2-2	2
1989	Jim Brock	42	19	.686	19	11	.633	2P	11	DNP
1990	Jim Brock	52	16	.765	20	10	.667	2P	5	DNP
1991	Jim Brock	35	27	.565	12	18	.400	5P	UR	DNP
1992	Jim Brock	32	24	.571	14	16	.467	3P	UR	DNP
1993	Jim Brock	46	20	.697	19	11	.633	1P	0	7
1994	Jim Brock	45	18	.714	20	10	.667	2P	4	3
1995	Pat Murphy	34	21	.618	13	17	.433	4P	UR	DNP
1996	Pat Murphy	35	21	.625	14	16	.467	4P	25	DNP
1997	Pat Murphy	39	22	.639	16	14	.533	4P	11	DNP
1998	Pat Murphy	41	23	.641	18	11	.621	3P	2	2
1999	Pat Murphy	39	21	.650	12	12	.500	5P	30	DNP
2000	Pat Murphy	44	15	.746	17	7	.708	T-1P	12	DNP
2001	Pat Murphy	37	19	.647 <sup>^</sup>	14	10	.583	T-3P	22	DNP
2002	Pat Murphy	37	21	.638	15	9	.625	3P	19	DNP
2003	Pat Murphy	54	14	.794	16	8	.667	2P	7	DNP
2004	Pat Murphy	41	18	.695	13	11	.542	T-4P	20	DNP
2005	Pat Murphy	42	25	.627	15	9	.625	3P	3	3
2006	Pat Murphy	37	21	.638	14	10	.583	2P	23	DNP
2007	**Pat Murphy	5	15	.250	2	5	.286	1P**	4	4**
2008	Pat Murphy	49	13	.790	16	8	.667	1P	9	DNP
2009	Pat Murphy	51	14	.785	21	6	.778	1P	3	3
2010	Tim Esmay	52	10	.839	20	7	.741	1P	4	7
2011	Tim Esmay	43	18	.705	17	10	.630	2P	11	DNP
2012	Tim Esmay	36	20	.643	18	12	.600	T-4P	26	N/A
2013	Tim Esmay	37	22	.625 <sup>^</sup>	16	14	.533	T-4P	19	DNP
2014	Tim Esmay	33	24	.579	19	11	.633	3P	UR	DNP
2015	Tracy Smith	35	23	.603	18	12	.600	T-3P	UR	DNP
2016	Tracy Smith	36	23	.610	16	14	.533	T-3P	UR	DNP
2017	Tracy Smith	23	32	.418	8	22	.267	10P	UR	DNP
2018	Tracy Smith	23	32	.419	13	17	.433	7P	UR	DNP
2019	Tracy Smith	38	19	.667	16	13	.552	5P	UR	DNP
<b>Total</b>	<b>60 years</b>	<b>2,564</b>	<b>1,120</b>	<b>.699</b>	<b>851</b>	<b>540</b>	<b>.612</b>			

**11 WAC championships, 9\*\* Pac-10 championships, 21\*\* CWS appearances, 5 NCAA titles**

\*\*\*\*Table reflects only the modern era of Sun Devil Baseball with first NCAA season in 1959. Actual all-time record as recognized by the NCAA is 2895-1462-8\*\*\*\*  
 Ranking is highest out of national polls, # Final collegiate baseball poll listed from 1959 to 1980 (1960 is AP poll)

W-WAC

P-Pac-10/12

<sup>^</sup> Includes ties

\*\* 44 victories later vacated due to NCAA sanctions. Actual on-field record was 49-15, 19-5 in Pac-10 play. NCAA tournament and College World Series appearance also vacated in 2007. Actual on-field overall record is 2,608-1,037-4, actual on-field conference record is 868-540.

TWITTER: @ASU\_BASEBALL

INSTAGRAM: @ASU\_BASEBALL

FACEBOOK: SUNDEVILBASEBALL

Five-Time NCAA Champions (1965, 1967, 1969, 1977, 1981) | 22 College World Series Appearances | 21 Conference Championships

127 All-Americans | 14 National Players of the Year | 10 College Baseball Hall of Fame Members

442 Major League Baseball Draft Picks | 111 Major Leaguers | 50 Major League Baseball First-Round Draft Picks

# 2020 SUN DEVIL BASEBALL

## YEAR-BY-YEAR TEAM STATISTICS

Year	G	R	H	HR	BA	SB	Opp Runs	Opp HR	ERA	Fld. Pct.
1959	46	318	414	24	0.276	64	222	15	3.37	0.938
1960	45	399	477	49	0.308	52	220	24	4.10	0.951
1961	49	407	500	47	0.301	36	235	39	3.69	0.970
1962	45	281	369	9	0.239	47	200	10	2.71	0.932
1963	47	308	405	27	0.266	63	183	17	2.60	0.941
1964	51	432	535	31	0.311	94	171	7	2.32	0.951
1965	62	483	590	45	0.292	81	186	10	2.36	0.959
1966	52	394	528	52	0.298	74	203	27	3.00	0.955
1967	65	420	612	50	0.282	79	198	24	2.03	0.960
1968	53	305	503	33	0.289	88	159	16	2.43	0.965
1969	67	469	669	47	0.298	119	195	18	2.37	0.964
1970	52	276	442	19	0.261	44	208	10	2.98	0.967
1971	63	447	701	47	0.321	67	211	15	2.76	0.974
1972	70	563	782	44	0.320	119	154	20	1.76*	0.972
1973	67	566	808	44	0.333	82	215	19	2.38	0.960
1974	63	446	638	44	0.291	64	304	17	3.98	0.957
1975	74	594	808	76	0.311	108	248	18	2.35	0.959
1976	75*	694*	927*	87	0.344	104	286	23	3.00	0.963
1977	69	633	836	72	0.347	110	349	40	3.44	0.956
1978	68	680	860	102	0.347	62	349	40	4.20	0.957
1979	63	441	699	51	0.315	45	395	34	5.15	0.949
1980	64	518	695	99	0.308	49	404	36	5.16	0.942
1981	68	694*	867	110*	.356*	162	405	46	4.65	0.960
1982	73	622	804	79	0.322	163*	317	29	3.68	0.969
1983	68	490	705	56	0.297	117	342	55	4.04	0.958
1984	75*	620	873	108	0.328	135	414	45	4.07	0.952
1985	66	507	733	108	0.328	135	414	45	4.07	0.952
1986	62	448	630	84	0.295	60	466	77	6.61	0.955
1987	67	488	691	105	0.293	90	340	55	4.17	0.961
1988	73	647	870	100	0.329	85	333	44	3.86	0.965
1989	61	424	694	59	0.317	89	279	47	3.68	0.962
1990	68	552	772	101	0.316	104	314	41	3.48	0.959
1991	62	465	668	79	0.305	80	434	59	6.84	0.947
1992	56	394	596	51	0.306	50	324	41	3.48	0.959
1993	66	581	820	97	0.333	64	365	50	4.41	0.960
1994	63	498	748	76	0.324	81	323	33	4.05	0.958
1995	55	395	595	35	0.307	100	328	36	4.68	0.964
1996	56	552	702	73	0.338	57	368	53	5.29	0.965
1997	61	540	735	56	0.326	87	391	63	5.07	0.962
1998	64	557	723	57	0.318	120	386	75	5.05	0.967
1999	60	679	782	67	.356*	130	347	50	4.94	0.960
2000	59	647	738	86	0.346	92	312	55	4.62	0.971
2001	58	479	669	33	0.327	111	301	43	4.56	0.962
2002	58	450	618	38	0.310	84	297	36	4.40	0.967
2003	68	682	858	80	0.347	74	256	42	3.32	0.973
2004	59	465	670	50	0.325	56	320	47	4.71	0.973
2005	67	481	731	50	0.310	128	368	54	4.59	0.965
2006	58	440	661	47	0.319	69	357	31	4.88	0.959
2007	64	599	791	79	0.345	87	326	44	4.22	0.976*
2008	62	601	729	88	0.342	93	328	45	4.64	0.970
2009	65	517	655	75	0.303	116	242	34	2.90	0.969
2010	62	520	734	68	0.337	136	248	38	3.32	0.976*
2011	61	379	635	37	0.301	99	230	16	3.22	0.971
2012	56	339	558	42	0.293	60	216	21	3.19	0.967
2013	60	375	600	49	0.288	44	307	12	4.20	0.965
2014	57	331	560	26	0.284	52	275	19	3.88	0.965
2015	58	314	598	34	0.294	48	280	38	4.03	0.975
2016	59	298	530	35	0.262	43	301	23	4.19	0.972
2017	55	277	506	38	0.270	42	349	29	5.54	0.967
2018	55	310	549	50	0.290	35	319	27	4.72	0.964
2019	57	469	641	94	0.310	36	316	52	4.93	0.976*
<b>Total</b>	<b>3582</b>	<b>27812</b>	<b>39910</b>	<b>3589</b>	<b>0.309</b>	<b>4902</b>	<b>18133</b>	<b>2129</b>	<b>3.94</b>	<b>0.961</b>

Five -Time NCAA Champions (1965, 1967, 1969, 1977, 1981) | 22 College World Series Appearances | 21 Conference Championships

127 All-Americans | 14 National Players of the Year | 10 College Baseball Hall of Fame Members

442 Major League Baseball Draft Picks | 111 Major Leaguers | 50 Major League Baseball First-Round Draft Picks

TWITTER: @ASU\_BASEBALL

INSTAGRAM: @ASU\_BASEBALL

FACEBOOK: SUNDEVILBASEBALL



# 2020 SUN DEVIL BASEBALL

## BOBBY WINKLES

1959-1971

OVERALL: 524-173-1 (.751)

WAC: 79-40 (.664)

3 National Titles  
4 College World Series Appearances  
5 WAC Titles

## JIM BROCK

1972-1994

OVERALL: 1,099-441-1 (.713)

WAC: 109-16 (.872)

Pac-10: 279-199 (.584)

2 National Titles  
13 College World Series Appearances  
6 WAC Titles  
5 Pac-10 Titles

## PAT MURPHY

1995-2009

OVERALL: 585-283-1 (.673)

Pac-10: 216-153 (.585)

3 College World Series Appearances  
3 Pac-10 Titles  
*\*\*-44 victories, Pac-10 title and CWS appearance  
in 2007 vacated due to NCAA Sanctions*

## TIM ESMAY

2010-2014

OVERALL: 201-94-1 (.681)

Pac-10/12: 90-54 (.625)

1 College World Series Appearance  
1 Pac-10 Title

## TRACY SMITH

2015-PRESENT

OVERALL: 155-129 (.546)

Pac-12: 71-78 (.477)

## OFFENSIVE CATEGORIES 1959-2018

BATTING AVERAGE		
1959	John Regoli.....	356
1960	John Regoli.....	366
1961	Roger Tomlinson.....	342
1962	Phil Groover.....	303
1963	Luis Lagunas.....	331
1964	Jack Handley.....	356
1965	Rick Monday.....	359
1966	Jim Armstrong.....	339
1967	Ron Davini.....	311
1968	Fred Nelson.....	351
1969	Paul Ray Powell.....	366
1970	Lenny Randle.....	335
1971	Roger Schmuck.....	434
1972	Alan Bannister.....	380
1973	Clay Westlake.....	382
1974	Elliot "Bump" Wills.....	383
1975	Jerry Maddox.....	365
1976	Ken Landreaux.....	406
1977	Bob Horner.....	389
1978	Hubie Brooks.....	432
1979	John Freitas.....	397
1980	Alvin Davis.....	370
1981	Mike Soddors.....	424
1982	Kevin Romine.....	406
1983	Steve Moses.....	354
1984	Oddibe McDowell.....	405
1985	George Lopez.....	379
1986	Ted Dyson.....	379
1987	Tim Spehr.....	328
1988	Martin Peralta.....	369
1989	Anthony Manahan.....	387
1990	Fernando Viña.....	387
1991	Mike Kelly.....	373
1992	Brett Weinberger.....	367
1993	Paul Lo Duca.....	446
1994	Jacob Cruz.....	393
1995	Robbie Kent.....	341
1996	Dan McKinley.....	386
1997	Dan McKinley.....	423
1998	Willie Bloomquist.....	414
1999	Mark Ernster.....	439
2000	Casey Myers.....	412
2001	Casey Myers.....	395
2002	Jon Sheaffer.....	364
2003	Dustin Pedroia.....	404
2004	Dustin Pedroia.....	393
2005	Travis Buck.....	382
2006	Brett Wallace.....	371
2007	Brett Wallace.....	404
2008	Brett Wallace.....	410
2009	Jason Kipnis.....	384
2010	Deven Marrero.....	397
2011	Joey DeMichele.....	368
2012	Joey DeMichele.....	336
2013	Michael Benjamin.....	335
2014	Drew Stankiewicz.....	331
2015	Trever Allen.....	357
2016	David Greer.....	344
2017	Gage Canning.....	332
2018	Gage Canning.....	369
2019	Spencer Torkelson.....	351

HOME RUNS		
1959	Three players.....	4
1960	Jacobs/Regoli.....	6
1961	Roger Tomlinson.....	10
1962	Paul Runge.....	3
1963	Tony Alesci.....	6
1964	Luis Lagunas.....	6
1965	Rick Monday.....	11
1966	Reggie Jackson.....	15
1967	Scott Reid.....	11
1968	Lenny Randle.....	6
1969	Paul Ray Powell.....	11
1970	Roger Schmuck.....	9
1971	Roger Schmuck.....	12
1972	Alan Bannister.....	13
1973	Dick Harris.....	8
1974	Elliot "Bump" Wills.....	8
1975	Jerry Maddox.....	20
1976	Ken Landreaux.....	15
1977	Bob Horner.....	22
1978	Bob Horner.....	25
1979	Mike Anicich.....	11
1980	Stan Holmes.....	17
1981	Mike Soddors.....	22
1982	Chris Johnston.....	18
1983	Barry Bonds.....	11
1984	Oddibe McDowell.....	23
1985	Barry Bonds.....	23
1986	Rick Morris.....	19
1987	Tony Mattia.....	21
1988	Tim Spehr.....	20
1989	Mike Kelly.....	10
1990	Mike Kelly.....	21
1991	Austin Kelly.....	15
1992	Todd Steverson.....	12
1993	Todd Cady.....	19
1994	Scott Shores.....	21
1995	Robbie Kent.....	7
1996	Robbie Kent.....	12
1997	Dan McKinley.....	15
1998	Andrew Beinbrink.....	12
1999	Andrew Beinbrink.....	14
2000	Mitch Jones.....	27
2001	Casey Myers.....	7
2002	Jeremy West.....	13
2003	Jeff Larish.....	18
2004	Pedroia/Buck.....	9
2005	Jeff Larish.....	23
2006	Davis/Sogard.....	9
2007	Brett Wallace.....	16
2008	Brett Wallace.....	22
2009	Carlos Ramirez.....	19
2010	Kole Calhoun.....	17
2011	Joey DeMichele.....	9
2012	Abe Ruiz.....	13
2013	Trever Allen.....	9
2014	Trever Allen.....	5
2015	Brian Serven.....	6
2016	David Greer.....	8
2017	Gage Canning.....	6
2018	Spencer Torkelson.....	25
2019	Spencer Torkelson.....	23

RBI		
1959	John Jacobs.....	36
1960	John Jacobs.....	49
1961	Roger Tomlinson.....	56
1962	Paul Runge.....	30
1963	Luis Lagunas.....	36
1964	Luis Lagunas.....	49
1965	Luis Lagunas.....	68
1966	Reggie Jackson.....	65
1967	Dave Grangaard.....	44
1968	Grangaard/Randle.....	29
1969	Paul Ray Powell.....	73
1970	Roger Schmuck.....	45
1971	Roger Schmuck.....	80
1972	Alan Bannister.....	90
1973	Dick Harris.....	72
1974	Clay Westlake.....	64
1975	Jerry Maddox.....	89
1976	Ken Landreaux.....	93
1977	Bob Horner.....	87
1978	Chris Bando.....	102
1979	Mike Anicich.....	57
1980	Stan Holmes.....	61
1981	Mike Soddors.....	100
1982	Alvin Davis.....	91
1983	Barry Bonds.....	54
1984	Oddibe McDowell.....	74
1985	Barry Bonds.....	66
1986	Rick Morris.....	65
1987	Tony Mattia.....	61
1988	Dan Rumsey.....	91
1989	Mike Kelly.....	56
1990	Mike Kelly.....	82
1991	Jim Austin.....	64
1992	Doug Newstrom.....	48
1993	Paul Lo Duca.....	88
1994	Antone Williamson.....	74
1995	Darren Troilo.....	54
1996	Robbie Kent.....	68
1997	Andrew Beinbrink.....	72
1998	Andrew Beinbrink.....	85
1999	Andrew Beinbrink.....	85
2000	Casey Myers.....	97
2001	Casey Myers.....	69
2002	Jeremy West.....	71
2003	Jeff Larish.....	95
2004	Travis Buck.....	58
2005	Tuffy Gosewisch.....	74
2006	Ike Davis.....	65
2007	Brett Wallace.....	78
2008	Brett Wallace.....	83
2009	Carlos Ramirez.....	75
2010	Zack MacPhee.....	64
2011	Riccio Torrez.....	54
2012	Abe Ruiz.....	53
2013	Trever Allen.....	49
2014	RJ Ybarra.....	47
2015	Colby Woodmansee.....	44
2016	Colby Woodmansee.....	44
2017	Carter Aldrete.....	31
2018	Spencer Torkelson.....	53
2019	Spencer Torkelson.....	66

# 2020 SUN DEVIL BASEBALL

## PITCHING CATEGORIES

## 1959-2018

### PITCHING WINS

1959	Kostyk/Barnson.....	6
1960	Mike Tatum.....	9-3
1961	Roger Barnson.....	9-2
1962	Slaughter/Lovrich .....	6
1963	Sterling Slaughter.....	11-2
1964	Skip Hancock.....	13-2
1965	Jim Merrick.....	13-2
1966	Jeff Pentland .....	10-3
1967	Gary Gentry.....	17-1
1968	Joe Arnold .....	11-3
1969	Larry Gura .....	19-2
1970	Craig Swan .....	8-4
1971	Craig Swan .....	14-4
1972	Craig Swan .....	16-1
1973	Otten/Bane .....	15-1
1974	Jim Peterson .....	10-2
1975	Floyd Bannister.....	15-4
1976	Floyd Bannister.....	19-2
1977	Jerry Vasquez.....	12-2
1978	Ken Jones.....	13-2
1979	Ken Jones.....	8-9
1980	Kevin Dukes.....	10-5
1981	Kendall Carter .....	19-1
1982	Mike Hogan.....	13-2
1983	Kendall Carter .....	12-2
1984	Mike Thorpe.....	13-2
1985	Charles Scott.....	6-7
1986	Tony Harris.....	8-2
1987	Mike Schwabe.....	12-7
1988	Linty Ingram.....	17-5
1989	Dave Alexander.....	12-2
1990	Todd Douma.....	16-3
1991	Doug Newstrom.....	10-2
1992	Jeff Matranga.....	10-7
1993	Marc Barcelo.....	12-4
1994	Noah Peery .....	11-2
1995	Kaipo Spenser.....	8-5
1996	Jason Bond.....	7-5
1997	Cermak/Bradley .....	7
1998	Kramer/Mills/Lowery .....	8
1999	Will Waldrip.....	10-3
2000	Jon Switzer.....	11-3
2001	Andy Torres.....	13-4
2002	Mike Esposito.....	9-6
2003	Beau Vaughan.....	10-6
2004	Jason Urquidez.....	12-3
2005	Erik Averill.....	11-4
2006	Brett Bordes.....	7-1
2007	Satow/Leake.....	13
2008	Tommy Rafferty.....	12-0
2009	Mike Leake.....	16-1
2010	Seth Blair.....	12-1
2011	Brady Rodgers.....	9-4
2012	Trevor Williams .....	12-2
2013	Ryan Kellogg .....	11-1
2014	Ryan Kellogg .....	8-3
2015	Ryan Kellogg .....	9-2
2016	Seth Martinez.....	9-4
2017	Eli Lingos .....	6-7
2018	Eli Lingos .....	7-5
2019	Alec Marsh.....	9-4

### ERA

1959	Jim Sims.....	1.63
1960	Roger Barnson.....	1.99
1961	Roger Barnson.....	2.15
1962	Gary Graham.....	1.54
1963	Sterling Slaughter.....	1.56
1964	Skip Hancock.....	1.35
1965	Alan Schmelz.....	1.31
1966	Jeff Pentland .....	2.16
1967	Gary Gentry.....	1.14
1968	Joe Arnold .....	1.67
1969	Larry Gura .....	1.01
1970	Mike Hansen.....	1.19
1971	Eddie Bane.....	2.18
1972	Eddie Bane.....	0.99
1973	Jim Otten .....	1.39
1974	Jim Peterson .....	2.69
1975	Floyd Bannister.....	1.66
1976	Floyd Bannister.....	1.45
1977	Jerry Vasquez.....	1.92
1978	Jeff Ahern.....	3.49
1979	Kevin Dukes.....	3.61
1980	Ken Jones.....	4.17
1981	Kendall Carter .....	2.86
1982	Jim Jefferson.....	2.92
1983	Kendall Carter .....	3.07
1984	Mike Thorpe.....	2.94
1985	Royal Clayton .....	4.89
1986	Tony Harris.....	5.62
1987	Mike Schwabe.....	2.99
1988	Brian Dodd.....	2.25
1989	David Cassidy .....	2.25
1990	Sean Rees.....	2.67
1991	Gary Tatterson.....	3.57
1992	Doug Newstrom.....	3.59
1993	Marc Barcelo.....	2.72
1994	Noah Peery .....	2.76
1995	Kaipo Spenser.....	3.05
1996	Richy Leon .....	3.42
1997	Richy Leon .....	2.01
1998	Chuck Crumpton.....	3.00
1999	Charlie Williamson .....	3.73
2000	Jon Switzer.....	3.89
2001	Drew Friedberg.....	2.03
2002	Ryan Schroyer.....	2.37
2003	Ryan Schroyer.....	1.53
2004	Zechry Zinicola.....	3.36
2005	Erik Averill.....	3.39
2006	Daryl Arreola.....	2.80
2007	Josh Satow.....	2.76
2008	Mike Leake.....	3.49
2009	Mike Leake.....	1.71
2010	Brady Rodgers.....	2.11
2011	Trevor Williams .....	2.50
2012	Matt Dunbar.....	1.54
2013	Matt Dunbar.....	1.96
2014	Brett Lilek.....	2.68
2015	Ryan Burr.....	2.91
2016	Seth Martinez.....	2.75
2017	Eder Erives.....	3.62
2018	Dellan Raish.....	3.00
2019	Erik Tolman.....	3.38

### STRIKEOUTS

1959	Roger Kudron .....	61
1960	Roger Barnson .....	61
1961	Harley Anderson.....	68
1962	Slaughter/Anderson .....	67
1963	Sterling Slaughter .....	154
1964	Skip Hancock .....	177
1965	Jim Merrick.....	111
1966	Jeff Pentland.....	87
1967	Gary Gentry.....	229
1968	Larry Gura.....	102
1969	Larry Gura.....	196
1970	Swan/Hansen .....	102
1971	Eddie Bane.....	130
1972	Eddie Bane.....	213
1973	Eddie Bane.....	192
1974	John Poloni.....	78
1975	Floyd Bannister.....	217
1976	Floyd Bannister.....	213
1977	Darrell Jackson .....	107
1978	Jeff Ahern.....	88
1979	Ken Jones.....	100
1980	Kevin Dukes .....	101
1981	Kevin Dukes .....	107
1982	Jefferson/Hogan .....	69
1983	Jim Jefferson.....	87
1984	Doug Henry.....	93
1985	Gilbert Villanueva.....	62
1986	Tony Harris.....	74
1987	Linty Ingram.....	118
1988	Linty Ingram.....	153
1989	Oscar Rivas.....	115
1990	Sean Rees.....	162
1991	Sean Rees.....	128
1992	Jeff Matranga.....	121
1993	Marc Barcelo.....	113
1994	Noah Peery.....	105
1995	Kaipo Spenser .....	112
1996	Jason Bond.....	62
1997	Ryan Mills.....	103
1998	Ryan Mills.....	140
1999	Will Waldrip .....	103
2000	Jon Switzer .....	121
2001	Jon Switzer .....	128
2002	Mike Esposito .....	93
2003	Beau Vaughan .....	105
2004	Jason Urquidez .....	94
2005	Erik Averill .....	99
2006	Tony Barnette .....	70
2007	Josh Satow .....	119
2008	Mike Leake.....	104
2009	Mike Leake.....	162
2010	Seth Blair.....	108
2011	Kramer Champlin .....	95
2012	Brady Rodgers .....	79
2013	Trevor Williams.....	81
2014	Brett Lilek.....	79
2015	Ryan Kellogg.....	92
2016	Seth Martinez .....	94
2017	Eli Lingos.....	66
2018	Eli Lingos.....	72
2019	Alec Marsh.....	99



## SINGLE-GAME HITTING RECORDS

<b>Most Triples</b> 6 - 3-9-63 vs. Utah State 6 - 2-20-10 vs. Northern Illinois	<b>Most Runs</b> 36 - 4-6-74 vs. UTEP 34 - 3-6-80 vs. Stanford 32 - 3-4-00 vs. Arizona	<b>Most Errors by Opponents</b> 10 - 5-27-72 by BYU 10 - 4-9-59 by Northern Arizona	<b>Most Runs Allowed</b> 31 - 5-29-16 vs. USC 29 - 4-26-86 vs. California 23 - 3-28-83 vs. Stanford 22 - 5-18-86 vs. Arizona 22 - 5-10-80 vs. Arizona 21 - 6-6-98 vs. USC 21 - 2-9-91 vs. Florida State 20 - 3-13-05 vs. LSU 20 - 3-20-04 vs. California
<b>Most Home Runs</b> 7 - 3-4-00 vs. Arizona 6 - 5-4-08 at UCLA 6 - 3-17-07 vs. Maine 6 - 4-20-82 vs. Stanford 6 - 4-19-75 vs. Arizona	<b>Most Runs, One Inning</b> 15 - 3-13-05 vs. Western Illinois 15 - 3-6-80 vs. Stanford	<b>Most Double Plays (turned)</b> 5 - 3-30-08 vs. USC 5 - 5-7-99 vs. Washington 5 - 2-24-89 vs. UCLA 5 - 2-15-85 vs. Grand Canyon 5 - 4-25-10 vs. Washington	<b>Most Hits Allowed, One Inning</b> 13 - 2-22-97 vs. UCLA (8th) 13 - 3-20-04 vs. California (5th) 12 - 5-18-86 vs. Arizona 11 - 3-4-94 vs. Minnesota 11 - 3-24-91 vs. Arizona
<b>Most Total Bases</b> 57 - 3-13-05 vs. Western Illinois (35 hits, 7 2B, 5 HR) 54 - 3-4-00 vs. Arizona (27 hits, 6 2B, 7 HR) 51 - 3-6-80 vs. Stanford (25 hits, 7 2B, 1 3B, 5 HR)	<b>Most Hits</b> 35 - 3-13-05 vs. Western Illinois 31 - 5-29-88 vs. UNLV 31 - 4-6-74 vs. UTEP 30 - 4-18-97 vs. California	<b>Largest Winning Margin</b> 32 - 3-6-80 (ASU 34, Stanford 2) 30 - 5-5-72 (ASU 30, UTEP 0) 29 - 3-4-00 (ASU 32, Arizona 3) 26 - 5-6-77 (ASU 27, UTEP 1) 26 - 2-19-76 (ASU 26, CS-Dom. Hills 0) 26 - 4-6-74 (ASU 36, UTEP 10) 26 - 1-28-00 (ASU 30, FAU 4) 25 - 4-27-03 (ASU 25, WSU 0) 25 - 3-27-99 (ASU 25, Cal 0)	<b>Most Hits Allowed</b> 31 - 4-26-86 vs. California 30 - 5-29-16 vs. USC 25 - 5-18-86 vs. Arizona 24 - 5-10-80 vs. Arizona 23 - 6-6-98 vs. USC 23 - 3-4-79 vs. UCLA 22 - 2-21-92 vs. Texas 22 - 5-4-19 vs. #1 UCLA 21 - 5-26-78 vs. UNLV 21 - 2-29-92 vs. Stanford
<b>Most RBI</b> 34 - 4-6-74 vs. UTEP 32 - 3-6-80 vs. Stanford 31 - 3-4-00 vs. Arizona	<b>Most Hits, One Inning</b> 16 - 3-13-05 vs. Western Illinois 12 - 4-18-97 vs. California 11 - 5-29-88 vs. UNLV	<b>Largest Losing Margin</b> 23 - 4-26-86 (California 29, ASU 6) 22 - 5-29-16 (USC 31, ASU 9) 21 - 3-28-83 (Stanford 23, ASU 2)	<b>Most Hits Allowed, One Inning</b> 11 - 3-4-94 vs. Minnesota 11 - 3-24-91 vs. Arizona 11 - 5-18-86 vs. Arizona 10 - 5-10-80 vs. Arizona 10 - 3-29-87 vs. Stanford
<b>Most Walks (Batting)</b> 18 - 4-7-59 vs. Williams Field (5 inn.) 17 - 2-19-76 vs. CSU-Dom. Hills (7 inn.)	<b>Most Consecutive Hits</b> 8 - 3-4-06 vs. Auburn 8 - 4-18-97 vs. California 8 - 3-3-72 vs. San Fernando St	<b>Most Strikeouts (Pitching)</b> 22 - 3-18-63 vs. Colorado St. 21 - 4-1-72 vs. LaVerne (14 inn.) 21 - 2-2-01 vs. Southern Utah	<b>Most Pickoffs</b> 3 - 4-23-89 vs. California 3 - 4-14-79 vs. Stanford
<b>Longest By Innings</b> 18 - 2-23-90 vs. UCLA (W, 6-5) 17 - 5-10-15 vs. UCLA (L, 5-11) 17 - 4-21-11 at Cal (W, 6-4)	<b>Most Doubles</b> 10 - 4-6-74 vs. UTEP 10 - 3-21-99 vs. Boston College	<b>Most Walks (Pitching)</b> 15 - 2-11-06 vs. Oregon State 15 - 2-17-91 vs. Texas 15 - 4-16-87 vs. UCLA 14 - 5-5-62 vs. Arizona 14 - 4-27-61 vs. SD Marines	
<b>Longest By Time</b> 5 hours, 50 minutes (17 inn.) - 5-10-15 vs. UCLA (L, 5-11)	<b>Most Strikeouts (Batting)</b> 20 - 5-30-15 at CS Fullerton (NCAA Regional, 3rd game)	<b>Three Home Runs, One Inning Back-to-Back-to-Back</b> May 5, 2013 vs Stanford April 13, 2008 at Washington St April 12, 2019 vs. #3 Oregon St	
<b>Most At Bats</b> 62 - 2-23-90 vs. UCLA 61 - 3-13-05 vs. Western Illinois 60 - 5-5-68 vs. Arizona	<b>Most Stolen Bases</b> 10 - 2-01-01 vs. Southern Utah 9 - 4-27-82 vs. Grand Canyon 9 - 2-28-99 vs. Arizona		
	<b>Most Errors</b> 10 - 4-5-85 vs. Arizona 9 - 2-28-69 vs. Chapman 9 - 4-15-73 vs. Wisconsin 9 - 4-17-62 vs. USC 9 - 3-3-80 vs. California		

## SINGLE-SEASON SCHOOL RECORDS

<b>Most Games</b> 75 - 1984 75 - 1976 74 - 1975 73 - 1988 73 - 1982	<b>Most Losses</b> 35 - 1985 32 - 2017 32 - 2018 32 - 1979 28 - 1986 27 - 1991 27 - 1987	<b>Longest Win Streak</b> 32 - 1972 24 - 2010 23 - 1990 23 - 1988 22 - 1973 21 - 2019	<b>Longest Home Winning Streak</b> 33 - 1976-77 31 - 1977-78 29 - 1973 28 - 1972 28 - 2009-10
<b>Most Victories</b> 65 - 1976 64 - 1972 61 - 1975 60 - 1988		<b>Longest Losing Streak</b> 6 - 7 times, last time in 2018	

# 2020 SUN DEVIL BASEBALL

## SINGLE-SEASON HITTING RECORDS

WOOD BAT ERA 1959-1973; ALUMINUM BAT ERA 1974-PRESENT

<b>Consecutive Games Scoring</b> 506 - 4/7/95-2/15/04 (NCAA Record)	<b>Single-Season At Bats</b> <b>(Aluminum Bat Era)</b> 2,693 - 1976 2,663 - 1984 2,648 - 1988	<b>Single-Season Hits</b> <b>(Aluminum Bat Era)</b> 927 - 1976 873 - 1984 870 - 1988	<b>Single-Season RBI</b> <b>(Aluminum Bat Era)</b> 1981 - 640 2003 - 630 1978 - 625
<b>Most Grand Slams</b> 14 - 2003 (NCAA Record)	<b>Single-Season Walks</b> <b>(Wood Bat Era)</b> 342 - 1962 341 - 1965 335 - 1972	<b>Single-Season Doubles</b> <b>(Wood Bat Era)</b> 135 - 1973 122 - 1972 101 - 1967	<b>Single-Season Batting Average</b> <b>(Wood Bat Era)</b> 1973 - .333 1971 - .321 1972 - .320
<b>Most HBP</b> 115 - 2000	<b>Single-Season Walks</b> <b>(Aluminum Bat Era)</b> 482 - 1982 427 - 1981 406 - 2003	<b>Single-Season Doubles</b> <b>(Aluminum Bat Era)</b> 185 - 1988 181 - 1976 172 - 1993	<b>Single-Season Batting Average</b> <b>(Aluminum Bat Era)</b> 1999 - .356 1981 - .356 1977 - .347
<b>Most Walks</b> 482 - 1982 427 - 1981 406 - 2003 404 - 1975	<b>Single-Season Runs</b> <b>(Wood Bat Era)</b> 566 - 1973 563 - 1972 483 - 1965	<b>Single-Season Home Runs</b> <b>(Wood Bat Era)</b> 52 - 1966 50 - 1967 49 - 1960	<b>Single-Season Slugging</b> <b>Percentage (Aluminum Bat Era)</b> 1981 - .583 1978 - .565 2000 - .561
<b>Most Stolen Bases</b> 163 - 1982 162 - 1981 136 - 2010 135 - 1984 130 - 1999 120 - 1998	<b>Single-Season Runs</b> <b>(Aluminum Bat Era)</b> 694 - 1976 694 - 1981 682 - 2003	<b>Single-Season Home Runs</b> <b>(Aluminum Bat Era)</b> 110 - 1981 108 - 1984 108 - 1985	
<b>Most Errors</b> 149 - 1980 142 - 1984 135 - 1985	<b>Single-Season Hits</b> <b>(Wood Bat Era)</b> 808 - 1973 782 - 1972 701 - 1971	<b>Single-Season RBI</b> <b>(Wood Bat Era)</b> 1973 - 491 1972 - 489 1965 - 419	
<b>Single-Season At Bats</b> <b>(Wood Bat Era)</b> 2,443 - 1972 2,428 - 1973 2,186 - 1971			

## SINGLE-SEASON PITCHING RECORDS

WOOD BAT ERA 1959-1973; ALUMINUM BAT ERA 1974-PRESENT

<b>Most Consecutive</b> <b>Scoreless Innings</b> 64 - 1972 (7 SO) 36 - 1969 (3 SO) 35 - 1965 (3 SO)	<b>Single-Season Strikeouts</b> <b>(Aluminum Bat Era)</b> 675 - 1975 608 - 2009 586 - 1998	<b>Most Single-Season Walks</b> <b>(Aluminum Bat Era)</b> 366 - 1979 360 - 1991 344 - 1980	<b>Single-Season Complete Games</b> <b>(Wood Bat Era)</b> 43 - 1972 17 - 1968
<b>Single-Season ERA</b> <b>(Wood Bat Era)</b> 1.76 - 1972 2.03 - 1967 2.32 - 1964	<b>Most Single-Season Hits Allowed</b> <b>(Wood Bat Era)</b> 484 - 1973 469 - 1971 435 - 1967 435 - 1969	<b>Most Single-Season Runs</b> <b>Allowed (Wood Bat Era)</b> 235 - 1961 215 - 1973 211 - 1971	<b>Single-Season Complete Games</b> <b>(Aluminum Bat Era)</b> 22 - 1988 17 - 1990
<b>Single-Season ERA</b> <b>(Aluminum Bat Era)</b> 2.35 - 1975 2.90 - 2009 3.19 - 2012 3.22 - 2011	<b>Most Single-Season Hits Allowed</b> <b>(Aluminum Bat Era)</b> 758 - 1985 671 - 1984 658 - 1981	<b>Most Single-Season Runs</b> <b>Allowed (Aluminum Bat Era)</b> 516 - 1985 466 - 1986 434 - 1991	<b>Single-Season Shutouts</b> <b>(Wood Bat Era)</b> 24 - 1972 17 - 1968 16 - 1969
<b>Single-Season Strikeouts</b> <b>(Wood Bat Era)</b> 732 - 1972 687 - 1967 645 - 1973	<b>Most Single-Season Walks</b> <b>(Wood Bat Era)</b> 267 - 1965 253 - 1969 247 - 1970	<b>Single-Season Saves</b> <b>(Wood Bat Era)</b> 27 - 1966 20 - 1971	<b>Single-Season Shutouts</b> <b>(Aluminum Bat Era)</b> 11 - 1976 10 - 2003 9 - 1974 9 - 1975
		<b>Single-Season Saves</b> <b>(Aluminum Bat Era)</b> 23 - 2010 22 - 1990	

## SINGLE-GAME HITTING RECORDS

### Most At Bats

9 - Fernando Vina, 2-23-90 vs. UCLA

### Most Hits

7 - Jerry Mantlo, 3-6-72 vs. Mich. (7-for-7)  
6 - Mark Ernster, 2-20-99 vs. BYU (6-for-6)  
6 - Dan McKinley, 5-12-96 vs. UA (6-for-7)  
6 - A. Manahan, 3-29-89 vs. Harvard (6-for-7)  
6 - M. Colbern, 4-6-84 vs. UTEP (6-for-7)  
6 - Hubie Brooks, 4-20-78 vs. UA (6-for-6)  
6 - Nick Walsh, 4-27-03 vs. WSU (6-for-6)

### Most Runs

6 - Kiel Roling, 3-17-07 vs. Maine  
6 - Andrew Beinbrink, 2-20-99 vs. BYU  
6 - Mikel Moreno, 5-13-96 vs. Arizona  
6 - Mike Colbern, 4-6-74 vs. UTEP

### Most Doubles

4 - Mike Devereaux, 1-31-85 vs. UCSB  
4 - Gary Atwell, 4-23-71 vs. UTEP  
4 - Jeff Larish, 5-25-03 vs. Arizona  
4 - Travis Buck, 2-28-04 vs. UConn

### Most Triples

3 - Ed Irvine, 2-19-79 vs. UC Riverside  
3 - Tom Sain, 4-14-73 vs. UTEP  
3 - Alan Schmelz, 3-9-63 vs. Utah St.

### Most Home Runs

3 - Joey DeMichele, 5-1-11 vs. Stanford  
3 - Jeff Larish, 6-21-05 vs. Nebraska (CWS)  
3 - Jeremy West, 4-27-03 vs. Wash. State  
3 - Jim Austin, 3-12-91 vs. Grand Canyon  
3 - Mike Kelly, 3-5-90/4-27-90 vs. Stanford  
3 - Ted Dyson, 2-24-86 vs. CS-Northridge  
3 - Todd Brown, 4-14-85 vs. USC  
3 - Oddibe McDowell, 5-5-84 vs. Stanford  
3 - Bump Wills, 3-20-74 vs. CS-Fullerton  
3 - Dave Graybill, 3-25-55 vs. Wyoming

### Hit By Pitch

4 - Rick Peters, 5-28-77 vs. Wash. State

### Most Total Bases

16 - Todd Brown, 4-14-85 vs. USC  
(5-5, 2 2B, 3 HR)  
14 - Jeremy West, 4-27-03 vs. Wash. State  
(5-7, 3 HR, 9 RBI)  
14 - Oddibe McDowell, 5-5-84 vs. Stanford  
(4-4, 1 2B, 3 HR)

### Most RBI

9 - Jeremy West, 4-27-03 vs. Wash. State  
9 - Jeff Larish, 1-26-03 vs. San Diego St.  
9 - Tommy Adams, 5-2-90 vs. UNLV  
8 - Kiel Roling, 3-17-07 vs. Maine  
8 - Jeremy West, 5-15-02 vs. Portland  
8 - Andrew Beinbrink, 3-20-99 vs. BC  
8 - Scott Shores, 2-9-94 vs. Southern Utah  
8 - Mike Soddors, 2-21-81 vs. New Mexico  
8 - Chris Bando, 5-6-78 vs. UTEP  
8 - Clay Westlake, 4-28-73 vs. GCU  
8 - Alan Bannister, 3-3-72 vs. CS-Northridge

### Most Stolen Bases

4 - Drew Maggi, 4-10-10 at Wash. State  
4 - Willie Bloomquist, 3-14-98 vs. USC  
4 - Willie Bloomquist, 2-28-99 vs. Arizona  
4 - John Finn, 2-23-87 vs. LMU  
4 - Gary Atwell, 3-28-73 vs. Massachusetts  
4 - Lenny Randle, 3-26-69 vs. Cal Poly  
4 - Mel Stocker, 2-1-01 vs. Southern Utah

### Most Walks

5 - Kole Calhoun, 6-12-10 vs. Arkansas  
5 - Alvin Davis, 4-8-82 vs. USC  
5 - Fred Nelson, 3-30-67 vs. Oklahoma

### Most Strikeouts

4 - several times, last by Gage Workman at Washington St. (3-31-18)

### Most Errors

4 - Rick Morris, 3-15-85 vs. UCLA  
4 - Jerry Maddox, 2-15-63 vs. Wisconsin  
4 - Ben Ruiz, 4-3-59 vs. Wisconsin

## SINGLE-GAME PITCHING RECORDS

### Most Innings Pitched

15 - Gary Gentry, 5-22-67 vs. Arizona  
14 - Eddie Bane, 4-1-72 vs. LaVerne  
14 - Gary Gentry, 6-17-67 vs. Stanford

### Most Strikeouts

22 - Sterling Slaughter, 3-18-63 vs. CSU  
21 - Eddie Bane, 4-1-72 vs. LaVerne (14 inn.)  
20 - Jim Otten, 5-23-73 vs. BYU

### Most Runs Allowed

10 - 10 times, last by Trevor Williams, 5-17-13 vs. Arizona (6.0 ip)

### Most Hits Allowed

16 - Don Hanna, 3-9-76 vs. LaVerne (9 ip)  
16 - Joe Arnold, 3-1-68 vs. LA State (8.2 ip)  
16 - Ron Lea, 5-1-65 vs. New Mexico (8 ip)

### Most Consecutive Strikeouts

9 - Jim Otten, 5-23-73 vs. BYU  
8 - Beau Vaughan, 1-17-03 vs. Hawaii-Hilo  
8 - Eddie Bane, 3-2-73 vs. CSUN

### Most Walks

13 - Jim Crawford, 4-4-70 vs. Wisc. (9 ip)  
12 - Ken Hansen, 3-7-70 vs. CSUN (8.2 ip)  
11 - Ken Hansen, 4-12-69 vs. UA (8.2 ip)  
10 - S. Hancock, 6-1-64 vs. Air Force (8.2 ip)  
10 - John Miller, 4-9-60 vs. SD Marines (9 ip)

## SINGLE-SEASON HITTING RECORDS

### Single-Season Batting Average (Early Era)

.571 - Pete Brown, 1921  
.518 - Nick Johnson, 1948  
.511 - Pete Brown, 1922  
.505 - Cedric Austin, 1922

### Single-Season Batting Average (Wood Bat Era)

.434 - Roger Schmuck, 1971  
.382 - Clay Westlake, 1973  
.380 - Alan Bannister, 1972

### Single-Season Batting Average (Aluminum Bat Era)

.446 - Paul Lo Duca, 1993  
.439 - Mark Ernster, 1999  
.432 - Hubie Brooks, 1978

### Single-Season Hits (Wood Bat Era)

101 - Alan Bannister, 1972  
98 - Roger Schmuck, 1971  
97 - Ken Reed, 1972  
97 - Alan Bannister, 1971

### Single-Season Hits (Aluminum Bat Era)

129 - Paul Lo Duca, 1993  
126 - Hubie Brooks, 1978  
121 - Kevin Romine, 1982

### Single-Season Doubles (Wood Bat Era)

20 - Dennis Kendrick, 1973  
20 - Alan Bannister, 1971  
20 - Paul Ray Powell, 1969

### Single-Season Doubles (Aluminum Bat Era)

34 - Dustin Pedroia, 2003  
30 - Chris Bando, 1978  
29 - Antone Williamson, 1993  
29 - Steve Willis, 1988

### Single-Season Triples (Wood Bat Era)

13 - Alan Bannister, 1971

### Single-Season Triples (Aluminum Bat Era)

14 - Zack MacPhee, 2010

### Single-Season Home Runs (Wood Bat Era)

15 - Reggie Jackson, 1966  
13 - Alan Bannister, 1972  
12 - Roger Schmuck, 1971

### Single-Season Home Runs (Aluminum Bat Era)

27 - Mitch Jones, 2000  
25 - Bob Horner, 1978  
25 - Spencer Torkelson, 2018  
23 - Jeff Larish, 2005  
23 - Barry Bonds, 1985  
23 - Oddibe McDowell, 1984  
23 - Spencer Torkelson, 2019

### Single-Season RBI (Wood Bat Era)

90 - Alan Bannister, 1972  
80 - Roger Schmuck, 1971  
73 - Paul Ray Powell, 1969



# 2020 SUN DEVIL BASEBALL

## Single-Season RBI (Aluminum Bat Era)

102 - Chris Bando, 1978  
100 - Bob Horner, 1978  
100 - Mike Sodders, 1981

## Single-Season Runs Scored (Wood Bat Era)

93 - Mike Sodders, 1971  
81 - Alan Bannister, 1972  
73 - Paul Ray Powell, 1969

## Single-Season Runs Scored (Aluminum Bat Era)

101 - Oddibe McDowell, 1984  
101 - Steve McMichael, 1978  
96 - Ken Landreaux, 1976

## Single-Season Walks (Wood Bat Era)

56 - Scott Reid, 1967  
51 - Rick Monday, 1965  
48 - Rick Valley, 1971

## Single-Season Walks (Aluminum Bat Era)

87 - Alvin Davis, 1982  
78 - Jeff Larish, 2003  
71 - Doug Newstrom, 1993

## Most Stolen Bases

59 - Kevin Romine, 1982  
49 - Ricky Peters, 1977  
36 - Oddibe McDowell, 1984  
36 - Oddibe McDowell, 1983  
36 - Drew Maggi, 2010

## Longest Hitting Streak

45 - Roger Schmuck, 1971  
37 - Paul LoDuca, 1993  
36 - Hubie Brooks, 1978  
30 - Jacob Cruz, 1994  
26 - Riccio Torrez, 2010  
25 - Bump Wills, 1972

## Most Consecutive Hits

9 - Mike Pagel, 1982  
9 - Hubie Brooks, 1978  
8 - Gage Canning, 2018 (2x)  
8 - Mark Ernster, 1999  
8 - Jerry Mantlo, 1972  
8 - Paul Ray Powell, 1969  
8 - Duffy Dyer, 1966  
8 - Richy Leon, 1995  
7 - last by Andre Ethier, 2003

## Most Hit-by-Pitches

29 - Jonah Martin, 2000

## Best Slugging Percentage (Aluminum Bat Era)

.819 - Bob Horner, 1978  
.787 - Mitch Jones, 2000  
.762 - Mike Sodders, 1981  
.761 - O. McDowell, 1984  
.753 - Brett Wallace, 2008

## Most Grand Slam Home Runs

4 - Jeff Larish, 2003  
3 - Jeremy West, 2003  
3 - Steve Garrabrants, 2003  
3 - Dave Hudgens, 1977

## Most Consecutive Stolen Bases

22 - Sean Tyler, 1994

## Most Assists by Outfielder

12 - Ricky Candelari, 1988

## SINGLE-SEASON PITCHING RECORDS

### Most Appearances

39 - Mitchell Lambson, 2010  
39 - Noah Peery, 1994  
38 - Brett Bordes, 2005  
36 - Chuck Crumpton, 1998  
36 - Matt Dunbar, 2013  
35 - Tommy Rafferty, 2008  
35 - Ryan Bradley, 1997  
34 - Ryan Bradley, 1996  
34 - Kevin Dukes, 1981  
33 - Dave Graybill, 1984  
33 - Ryan Burr, 2015

### Most Innings Pitched

186.0 - Floyd Bannister, 1976  
181.1 - Linty Ingram, 1988  
175.0 - Gary Gentry, 1967  
169.0 - Larry Gura, 1969

### Consecutive Scoreless IP

43 - Eddie Bane, 1972  
38 - Eddie Bane, 1972  
33 - Craig Swan, 1972  
31 - Pete Lovich, 1962  
29 - Lerrin LaGrow, 1969

### Single-Season ERA (Wood Bat Era)

0.99 - Eddie Bane, 1972  
1.01 - Larry Gura, 1969  
1.14 - Gary Gentry, 1967

### Single-Season ERA (Aluminum Bat Era-starter)

1.45 - Floyd Bannister, 1976  
1.66 - Floyd Bannister, 1975  
1.71 - Mike Leake, 2009

### Single-Season Pitching Wins (Wood Bat Era)

19 - Larry Gura, 1969  
17 - Gary Gentry, 1967  
16 - Tom Burgess, 1967  
16 - Craig Swan, 1972

### Single-Season Pitching Wins (Aluminum Bat Era)

19 - Floyd Bannister, 1976  
19 - Kendall Carter, 1981  
17 - Linty Ingram, 1988

### Single-Season Strikeouts (Wood Bat Era)

229 - Gary Gentry, 1967  
213 - Eddie Bane, 1972

196 - Larry Gura, 1969

### Single-Season Strikeouts (Aluminum Bat Era)

217 - Floyd Bannister, 1975  
213 - Floyd Bannister, 1976  
162 - Mike Leake, 2009  
162 - Sean Rees, 1990

### Single-Season Walks (Wood Bat Era)

82 - Ken Hansen, 1969  
79 - Ken Hansen, 1970  
73 - Tom Burgess, 1967

### Single-Season Walks (Aluminum Bat Era)

85 - Sean Lowe, 1992  
78 - Kevin Dukes, 1980  
74 - Don Hanna, 1976

### Single-Season Shutouts (Wood Bat Era)

7 - Eddie Bane, 1972  
7 - Jim Crawford, 1972  
6 - Gary Gentry, 1967

### Single-Season Shutouts (Aluminum Bat Era)

4 - Floyd Bannister, 1976  
3 - John Poloni, 1974  
3 - John Poloni, 1975  
3 - Sean Rees, 1990  
3 - Will Waldrip, 1999

### Single-Season Complete Games (Wood Bat Era)

15 - Larry Gura, 1969  
13 - Eddie Bane, 1973  
13 - Gary Gentry, 1967

### Single-Season Complete Games (Aluminum Bat Era)

17 - Floyd Bannister, 1976  
13 - Linty Ingram, 1988  
11 - Floyd Bannister, 1975

### Most Runs Allowed (Wood Bat Era)

53 - Jim Crawford, 1970  
50 - Ron Lea, 1965  
49 - Jeff Pentland, 1967

### Most Runs Allowed (Aluminum Bat Era)

95 - Linty Ingram, 1988  
89 - Kurt Dempster, 1986  
82 - Jeff Matrangola, 1992

### Single-Season Saves

14 - Ryan Burr, 2015  
14 - Jordan Swagerty, 2010  
12 - Ryan Burr, 2014  
12 - Ryan Burr, 2013  
12 - Doug Nurnberg, 1965  
12 - Kevin Dukes, 1981  
11 - Jason Jarvis, 2007  
11 - Dave Graybill, 1984  
11 - Noah Peery, 1994  
11 - Jake Barrett, 2012

TWITTER: @ASU\_BASEBALL

INSTAGRAM: @ASU\_BASEBALL

FACEBOOK: SUNDEVILBASEBALL

Five-Time NCAA Champions (1965, 1967, 1969, 1977, 1981) | 22 College World Series Appearances | 21 Conference Championships

127 All-Americans | 14 National Players of the Year | 10 College Baseball Hall of Fame Members

442 Major League Baseball Draft Picks | 111 Major Leaguers | 50 Major League Baseball First-Round Draft Picks

# 2020 SUN DEVIL BASEBALL

## PERFECT GAMES (1)

March 2, 1973 Eddie Bane vs. Cal St.-Northridge (ASU 9-0)

## NO-HITTERS (9)

March 25, 2016 Ryan Hingst vs. Utah (ASU 5-0)  
 March 23, 2013 Ryan Kellogg at Oregon State (ASU 4-0) (Fr.)  
 Feb. 2, 1993 Kevin Rawitzer vs. Southern Utah (ASU 7-0)  
 March 19, 1988 Brian Dodd vs. Tennessee (ASU 9-0) (Fr.)  
 March 16, 1976 Mitch Dean at Texas (ASU 6-0) (Fr.)  
 March 30, 1970 Ken Hansen vs. Oklahoma (ASU 5-0)  
 April 8, 1967 Jeff Pentland vs. Wyoming, 7 innings (ASU 1-0)  
 May 11, 1962 Harley Anderson vs. New Mexico St. (ASU 3-0)  
 March 23, 1961 Sam Cook vs. Utah St., 7 innings (ASU 7-0) (Fr.)

## ONE-HITTERS (27)

May 20, 2007 Brian Flores at Oregon State (ASU 8-1)  
 Jan. 24, 1999 Drew Friedberg vs. Hawaii-Hilo (ASU 10-0)  
 Jan. 31, 1998 Colin Call, Robby Milner, Chuck Crumpton, Richy Leon vs. Hawaii-Hilo (ASU 5-1)  
 April 10, 1996 Gabe Molina, Richy Leon, Kaipo Spenser, Ryan Bradley vs. Southern Utah (ASU 10-1)  
 March 27, 1996 Jason Bond, Gabe Molina, Jason Verdugo, Richy Leon vs. Portland State (ASU 12-0)  
 April 22, 1994 Billy Neal vs. California (ASU 11-1)  
 March 19, 1994 Billy Neal vs. Michigan, 7 innings (ASU 8-1)  
 March 16, 1994 Jason Ruskey vs. UNLV, 8 innings (ASU 6-0)  
 Feb. 27, 1991 Gary Tatterson vs. Rice (ASU 10-0)  
 Jan. 29, 1989 Brian Dodd vs. UC-Riverside, 7 innings (ASU 4-1)  
 Feb. 1, 1986 Mike Thorpe vs. Cal Poly-Pomona, 7 innings (ASU 7-0)  
 Feb. 11, 1984 Jose Rodiles vs. New Mexico (ASU 5-2)  
 June 5, 1983 Doug Henry vs. Maine in CWS (ASU 7-0)  
 April 9, 1983 Gilbert Villanueva, Jim Jefferson vs. Arizona (ASU 3-2)  
 May 6, 1975 John Poloni, Jim Peterson, Rex Brewster, Tom Vander Meersche vs. NAU (ASU 6-1)  
 April 12, 1975 Greg Cochran vs. UTEP, 7 innings (ASU 12-0)  
 March 21, 1975 Floyd Bannister vs. USC (ASU 8-0)  
 Feb. 22, 1975 John Poloni vs. UC-Irvine (ASU 8-0)  
 March 7, 1970 Craig Swan vs. San Fernando St. (ASU 1-0)  
 April 4, 1968 Ken Hansen vs. New Mexico (ASU 8-1)  
 June 2, 1967 Tom Burgess vs. Air Force (ASU 6-0)  
 May 14, 1965 John Pavlik vs. Arizona (ASU 6-0)

April 16, 1965

March 18, 1963

April 18, 1961

March 14, 1961

April 25, 1959

Ron Lea vs. Wyoming (ASU 8-0)

Sterling Slaughter vs. Colorado St. (ASU 7-0)

Mike Tatum vs. Cal St. (LA), 7 innings (ASU 6-0)

Harley Anderson, Gary Graham vs.

Grand Canyon, 7 innings (ASU 11-1)

Joe Kostyk vs. San Diego, NTC (ASU 11-1)


## TWO-HITTERS (31)

(complete games only)

Jan. 23, 1999 Will Waldrip vs. Hawaii-Hilo (ASU 3-0)  
 Jan. 31, 1998 Jay Gehrke vs. Hawaii-Hilo, 7 innings (ASU 13-2)  
 Feb. 17, 1995 Billy Neal vs. San Francisco (ASU 5-0)  
 May 1, 1991 Doug Newstrom vs. UNLV (ASU 13-2)  
 March 31, 1990 Sean Rees vs. Florida St. (ASU 9-0)  
 April 20, 1987 Mike Schwabe vs. New Mexico St. (ASU 8-1)  
 April 29, 1986 Royal Clayton vs. UNLV, 7 innings (ASU 7-2)  
 March 16, 1978 Jerry Vasquez vs. Eastern Michigan (ASU 6-3)  
 March 11, 1978 Floyd Bannister vs. Oklahoma St. (ASU 4-0)  
 April 18, 1975 Floyd Bannister vs. Arizona (ASU 9-1)  
 Feb. 22, 1975 Greg Cochran vs. UC-Irvine, 7 innings (ASU 5-1)  
 June 14, 1972 Craig Swan vs. Temple (ASU 1-0)  
 April 1, 1972 Jim Crawford vs. LaVerne, 7 innings (ASU 5-0)  
 March 18, 1972 Jim Otten vs. Northern Colorado, 7 innings (ASU 4-0)  
 March 9, 1972 Eddie Bane vs. Chapman (ASU 1-0)  
 May 9, 1971 Eddie Bane vs. New Mexico (ASU 9-2)  
 March 13, 1971 Craig Swan vs. Chapman (ASU 3-0)  
 April 4, 1970 Ken Hansen vs. Wisconsin (ASU 1-0)  
 April 25, 1969 Larry Gura vs. New Mexico (ASU 2-1)  
 April 19, 1969 Ken Hansen vs. Texas-El Paso (ASU 11-0)  
 March 26, 1969 Craig Swan vs. Cal Poly-SLO (ASU 5-0)  
 March 23, 1968 Larry Gura vs. Michigan (ASU 4-0)  
 March 19, 1968 Lerrin LaGrow vs. Southern Illinois (ASU 4-0)  
 March 18, 1968 Larry Gura vs. Southern Illinois (ASU 8-0)  
 April 15, 1967 Gary Gentry vs. Arizona (ASU 3-0)  
 March 28, 1967 Gary Gentry vs. Oklahoma (ASU 1-0)  
 March 18, 1967 Gary Gentry vs. Colorado State College (ASU 11-0)  
 June 12, 1964 Skip Hancock vs. Mississippi (ASU 5-0)  
 March 7, 1964 Skip Hancock vs. Cal St.-LA (ASU 5-0)  
 March 17, 1962 Pete Lovrich vs. Cal St.-LA (ASU 4-1)  
 March 27, 1961 Sterling Slaughter vs. Wyoming (ASU 7-0)




Erik Averill



Mike Esposito



Jon Switzer



Beau Vaughan

## PITCHING RECORDS

### ALUMINUM BAT ERA (1974-PRESENT)

#### Single Season ERA

Floyd Bannister, 1976...1.45

#### Single Season Pitching Wins

Floyd Bannister, 1976... 19

Kendall Carter, 1981... 19

#### Single Season Strikeouts

Floyd Bannister, 1975... 217

#### Single Season Shutouts

Floyd Bannister, 1976... 4

#### Single Season Complete Games

Floyd Bannister, 1976... 17

## EDDIE BANE'S PERFECT GAME

On March 2, 1973, Eddie Bane did something no other Sun Devil has ever done. Bane hurled a perfect game against Cal State Northridge, striking out 19 in the 9-0 victory.



# 2020 SUN DEVIL BASEBALL

## INDIVIDUAL HITTING

### Most At-Bats

1. Clay Westlake, 1973-76	958
2. Gary Atwell, 1970-73	934
3. Andrew Beinbrink, 1996-99	863
4. Jeff Larish, 2002-05	849
5. Dan Rumsey, 1986-89	837
6. Casey Myers, 1998-2001	815
7. Mikel Moreno, 1995-98	803
8. Dustin Pedroia, 2002-04	777
9. John Finn, 1986-89	764
10. Travis Buck, 2003-05	752

### Most Runs

1. Andrew Beinbrink, 1996-99	245
2. Mikel Moreno, 1995-98	236
3. Jeff Larish, 2002-05	229
4. Gary Atwell, 1970-73	224
5. Willie Bloomquist, 1997-99	216
Rick Peters, 1974-77	216
7. Dustin Pedroia, 2002-04	212
Ken Landreaux, 1974-76	212
9. Travis Buck, 2003-05	205
10. Bump Wills, 1971-74	198
Casey Myers, 1998-2001	198

### Most Hits

1. Clay Westlake, 1973-76	322
2. Andrew Beinbrink, 1996-99	318
3. Casey Myers, 1998-2001	313
4. Dustin Pedroia, 2002-04	298
5. Gary Atwell, 1970-73	286
6. Jeff Larish, 2002-05	283
7. Mikel Moreno, 1995-98	277
8. Travis Buck, 2003-05	272
9. Antone Williamson, 1992-94	264
10. Bob Horner, 1976-78	262

### Most Doubles

1. Clay Westlake, 1973-76	88
2. Andrew Beinbrink, 1996-99	75
3. Dustin Pedroia, 2002-04	71
4. Antone Williamson, 1992-94	70
5. Ike Davis, 2006-08	69
6. Casey Myers, 1998-2000	64
7. Dan Rumsey, 1986-89	58
8. Jeff Phelps, 1998-2001	57
Jeff Larish, 2002-05	57
10. Mikel Moreno, 1995-98	56

### Most Triples

1. Alan Bannister, 1970-72	26
Ed Irvine, 1977-79	26
3. Gage Canning, 2016-18	25
4. Willie Bloomquist, 1997-99	22
5. Rick Peters, 1974-77	20
Bump Wills, 1971-74	20

### Most Home Runs

1. Bob Horner, 1976-78	56
2. Jeff Larish, 2002-05	51
3. Mike Kelly, 1989-91	46
4. Barry Bonds, 1983-85	45
Brett Wallace, 2006-08	45
6. Dan Rumsey, 1986-89	44
7. Andrew Beinbrink, 1996-99	40
8. Casey Myers, 1998-2001	39
9. Mitch Jones, 1999-2000	38
10. Jeremy West, 2001-03	36
Ted Dyson, 1983-87	36
Mike Soddors, 1980-81	36

### Most Total Bases

1. Andrew Beinbrink, 1996-99	547
2. Clay Westlake, 1973-76	505
Jeff Larish, 2002-05	505
4. Casey Myers, 1998-2001	494
5. Bob Horner, 1976-78	492
6. Dan Rumsey, 1986-89	469
7. Brett Wallace, 2006-08	450
8. Antone Williamson, 1992-94	443
9. Barry Bonds, 1983-85	438
10. Dustin Pedroia, 2002-04	423

### Most RBI

1. Andrew Beinbrink, 1996-99	283
2. Casey Myers, 1998-2001	275
3. Clay Westlake, 1973-76	250
4. Jeff Larish, 2002-05	235
5. Bob Horner, 1976-78	229
6. Antone Williamson, 1992-94	203
7. Ike Davis, 2006-08	202
8. Alvin Davis, 1979-82	200
9. Mike Kelly, 1989-91	194
Ken Landreaux, 1974-76	194

### Most Stolen Bases

1. Kevin Romine, 1981-82	86
2. Rick Peters, 1974-77	78
3. Rick Nelson, 1978-81	75
4. Willie Bloomquist, 1997-99	72
Oddibe McDowell, 1983-84	72
6. Ken Landreaux, 1974-76	69

### Most Errors

1. Andrew Beinbrink, 1996-99	67
2. Romy Cucjen, 1983-84	61
3. Bert Martinez, 1980-83	59
4. Antone Williamson, 1992-94	58
5. Kurt Ehmann, 1991-92	49
6. Luis Lagunas, 1963-66	46

## INDIVIDUAL PITCHING

### Most Appearances

1. Brett Bordes, 2003-06	109
2. Kendall Carter, 1981-84	102
Mitchell Lambson, 2009-11	102
4. Ryan Bradley, 1995-97	99
5. Ryan Burr, 2013-15	94
6. Kevin Dukes, 1978-81	82
7. David Cassidy, 1986-89	74
Ken Hansen, 1968-71	74

### Most Innings Pitched

1. Craig Swan, 1969-72	457.2
2. Kendall Carter, 1981-84	427.1
3. Jim Crawford, 1969-72	399.2
4. Floyd Bannister, 1974-76	396.2
5. Ken Hansen, 1968-71	391.1

### Most Victories

1. Kendall Carter, 1981-84	47
Craig Swan, 1969-72	47
3. Eddie Bane, 1971-73	40
Mike Leake, 2007-09	40
4. Floyd Bannister, 1974-76	38
5. Jim Crawford, 1969-72	33
6. Jeff Pentland, 1966-68	32

### Most Losses

1. Eli Lingos, 2015-18	18
2. Jim Crawford, 1969-72	17
3. Darin Gillies, 2012-15	16
4. Ken Jones, 1979-80	15
5. David Cassidy, 1986-89	14
Kurt Dempster, 1985-86	14
7. Mike Thorpe, 1984-86	13
Doug Henry, 1983-85	13
Jon Switzer, 1999-2001	13

### Most Strikeouts

1. Eddie Bane, 1971-73	535
2. Floyd Bannister, 1974-76	478
3. Craig Swan, 1969-72	459
4. Ken Hansen, 1968-71	418
5. Jim Crawford, 1969-72	374

### Most Walks

1. Ken Hansen, 1968-71	250
2. Kevin Dukes, 1978-81	236
3. Jeff Ahern, 1978-81	176
4. Jim Crawford, 1969-72	174

### Most Runs Allowed

1. Kevin Dukes, 1978-81	228
2. Kendall Carter, 1981-84	225
3. Kurt Dempster, 1985-88	184
4. David Cassidy, 1986-89	177
5. Linty Ingram, 1987-88	169

### Most Hits Allowed

1. Kendall Carter, 1981-84	433
2. Craig Swan, 1969-72	354
3. Kevin Dukes, 1978-81	347
4. Ryan Kellogg, 2013-15	338
5. David Cassidy, 1986-89	327
6. Linty Ingram, 1987-88	325

### Most Shutouts

1. Jim Crawford, 1969-72	12
2. Eddie Bane, 1971-73	11
3. Craig Swan, 1969-72	10
4. Jeff Pentland, 1966-68	9
5. Larry Gura, 1967-69	8

### Most Saves

1. Ryan Burr, 2013-15	38
2. Doug Nurnberg, 1965-67	25
3. Kevin Dukes, 1978-81	20
4. Zechry Zinicola, 2004-06	18
Jordan Swagerty, 2009-10	18
6. Noah Peery, 1993-94	17
Ryan Schroyer, 2001-03	17
Mitchell Lambson, 2009-11	17
9. Ryan Bradley, 1995-97	16



## CAREER BATTING AVERAGE (TWO OR MORE YEARS)

PLAYER	G	AB	H	AVG.
1. Kevin Romine (1981-82)	140	547	223	.408
2. Brett Wallace (2006-08)	173	655	261	.398
3. Hubie Brooks (1977-78)	131	497	197	.396
4. Willie Bloomquist (1997-99)	175	649	256	.394
5. Mike Sodders (1980-81)	127	501	195	.389
Dan McKinley (1995-97)	164	647	252	.389
7. Chris Bando (1975-78)	155	502	195	.388
8. Dustin Pedroia (2002-04)	185	777	298	.384
Bob Horner (1976-78)	186	683	262	.384
Casey Myers (1998-2001)	219	815	313	.384
11. Roger Schmuck (1970-71)	112	420	160	.381
12. Oddibe McDowell (1983-84)	141	550	209	.380
13. Jason Kipnis (2008-09)	125	474	179	.378
14. Rick Morris (1985-86)	126	477	178	.373
15. Eric Sogard (2005-07)	139	456	169	.371
16. Anthony Manahan (1988-90)	154	580	213	.367
17. Alvin Davis (1979-82)	215	690	250	.362
John Regoli (1959-60)	86	327	118	.362
Travis Buck (2003-05)	192	752	272	.362
20. Jacob Cruz (1992-94)	151	543	196	.361

## BEST SLUGGING PERCENTAGE (MIN. 250 AT-BATS)

PLAYER	G	AB	H	BASES	PCT.
1. Mitch Jones (1999-2000)	109	405	141	296	.731
2. Bob Horner (1976-78)	186	683	262	492	.720
3. Jason Kipnis (2008-09)	125	474	179	326	.688
4. Brett Wallace (2006-08)	173	655	261	450	.687
5. Rick Morris (1985-86)	126	477	178	325	.681
6. Roger Schmuck (1970-71)	112	420	160	273	.650
7. Jeremy West (2001-03)	168	550	194	356	.647
8. Todd Brown (1983-85)	119	452	160	292	.646
9. Oddibe McDowell (1983-84)	141	550	209	354	.644
10. Hubie Brooks (1977-78)	131	497	197	317	.638
11. Andrew Beinbrink (1996-99)	231	863	318	547	.634
12. Chris Johnston (1981-82)	114	375	121	235	.627
13. Louie Medina (1984-85)	111	434	147	270	.622
14. Barry Bonds (1983-85)	196	711	247	438	.616
15. Jim Austin (1989-91)	179	684	232	420	.614
16. Dan McKinley (1995-97)	164	647	252	395	.611
17. Alan Banister (1970-72)	171	634	225	387	.610
18. Mike Kelly (1989-91)	191	724	254	439	.606
Casey Myers (1998-2001)	219	815	313	494	.606
20. Ike Davis (2006-08)	172	691	244	418	.605

## BEST EARNED RUN AVERAGE (MIN. 150 IP) - WOOD BAT ERA

PLAYER	G	IP	H	R	ER	ERA
1. Gary Gentry (1967)	22	174.0	108	38	22	1.14
2. Larry Gura (1967-69)	50	292.0	198	72	51	1.57
3. Jim Otten (1972-73)	36	271.1	138	61	39	1.62
4. Eddie Bane (1971-72)	62	379.1	257	80	69	1.64
5. Gary Graham (1961-63)	32	178.0	146	74	36	1.82
6. Lerrin LaGrow (1968-69)	24	155.0	115	42	34	1.97
7. Jeff Pentland (1966-68)	54	256.2	291	109	89	2.24
Sterling Slaughter (1961-63)	53	248.2	211	103	63	2.24
9. Craig Swan (1969-72)	67	457.2	354	139	114	2.25
10. Sam Cook (1961-64)	60	226.1	202	72	57	2.27

## BEST EARNED RUN AVERAGE (MIN. 150 IP) - ALUMINUM BAT ERA

PLAYER	G	IP	H	R	ER	ERA
1. Floyd Bannister (1974-76)	61	396.2	296	115	83	1.88
2. Brady Rodgers (2010-12)	52	286.0	235	97	76	2.39
3. John Poloni (1973-75)	35	219.0	190	80	61	2.51
4. Mike Leake (2007-09)	63	390.1	339	151	126	2.91
5. Randy Newman (1981-82)	41	167.0	149	92	69	2.99
6. Trevor Williams (2011-13)	64	260.2	242	105	87	3.00
7. Jerry Vasquez (1977-78)	41	200.1	209	98	68	3.06
8. Brian Dodd (1988-89)	37	160.2	145	75	61	3.43
9. Kip Vaughn (1989-90)	43	176.1	153	97	68	3.47
10. Blas Minor (1987-88)	46	156.1	161	77	61	3.51
11. Ryan Kellogg (2013-15)	48	321.0	338	135	125	3.50
Seth Martinez (2014-16)	46	244.0	229	119	95	3.50

## BEST WINNING PERCENTAGE (MIN. 15 DECISIONS)

PLAYER	G	W	L	PCT.
1. Jim Otten (1972-75)	36	24	1	.960
2. John Pavlik (1964-66)	38	22	1	.956
3. Lerrin LaGrow (1968-69)	24	19	1	.950
4. Greg Cochran (1972-75)	40	18	1	.947
5. Gary Gentry (1967)	22	17	1	.945
6. Don Hanna (1976)	21	15	1	.938
7. Eddie Bane (1971-73)	62	40	4	.909
8. Sam Cook (1961-64)	60	25	3	.894
9. John Poloni (1973-75)	35	23	3	.885
10. Randy Newman (1981-82)	41	15	2	.882
11. Craig Swan (1969-72)	67	47	9	.875
12. Mike Leake (2007-09)	63	40	6	.870
13. Mike Hansen (1970-71)	33	13	2	.867
14. Floyd Bannister (1974-76)	61	38	6	.864

# 2020 SUN DEVIL BASEBALL

## FRESHMEN RECORDS

PLAYER	YEAR	G	AVG.	AB	R	H	RBI	2B	3B	HR	SB	BB	SO
Clay Westlake	1973	58	.382	212	48	81	46	20	4	5	1	25	20
Bob Horner	1976	61	.339	183	49	62	42	13	2	9	5	28	25
Barry Bonds	1983	64	.306	206	60	63	54	12	2	11	16	41	42
Mike Kelly	1989	61	.300	233	48	70	56	15	1	10	16	30	61
Antone Williamson	1992	56	.315	216	35	68	44	18	1	4	1	26	20
Dan McKinley	1995	47	.325	126	29	41	7	10	2	1	9	11	16
Andrew Beinbrink	1996	46	.362	152	44	55	41	8	7	5	0	16	26
Willie Bloomquist	1997	51	.356	132	33	47	31	10	5	1	7	10	24
Casey Myers	1998	51	.386	184	35	71	58	17	0	8	1	20	36
Rod Allen	2001	51	.389	180	41	70	53	14	1	6	6	11	18
Dustin Pedroia	2002	58	.347	236	51	82	45	13	2	1	5	24	19
Travis Buck	2003	66	.326	239	59	78	46	13	3	4	12	35	28
Ike Davis	2006	58	.329	240	39	79	65	20	2	9	2	20	28
Drew Maggi	2009	61	.309	181	63	56	24	5	5	0	21	40	35
RJ Ybarra	2013	37	.313	112	20	35	22	7	0	5	0	5	28
Spencer Torkelson	2018	55	.320	206	59	66	53	12	0	25	4	38	44

## BATTING RECORDS

HITS	
1. Dustin Pedroia, 2002.....	82
2. Clay Westlake, 1973.....	81
3. Ike Davis, 2006.....	79
4. Travis Buck, 2003.....	78
5. Casey Myers, 1998.....	71
6. Rod Allen, 2001.....	70
Mike Kelly, 1989.....	70
8. Antone Williamson, 1992.....	68
9. Spencer Torkelson, 2018.....	66
10. Barry Bonds, 1983.....	63

STOLEN BASES	
1. Drew Maggi, 2009.....	21
2. Barry Bonds, 1983.....	16
Steve Garrabrants, 2001.....	16
Mike Kelly, 1989.....	16
5. Andrew Romine, 2005.....	14

RUNS SCORED	
1. Drew Maggi, 2009.....	63
2. Barry Bonds, 1983.....	60
3. Spencer Torkelson, 2018.....	59
4. Dustin Pedroia, 2002.....	51
5. Bob Horner, 1976.....	49
6. Mike Kelly, 1989.....	48
Zack MacPhee, 2009.....	48
8. Andrew Beinbrink, 1996.....	44

RBI	
1. Ike Davis, 2006.....	65
2. Casey Myers, 1998.....	58
3. Mike Kelly, 1989.....	56
4. Barry Bonds, 1983.....	54
5. Spencer Torkelson, 2018.....	53
Rod Allen, 2001.....	53
7. Clay Westlake, 1973.....	46
Travis Buck, 2003.....	46
9. Dustin Pedroia, 2002.....	45
10. Antone Williamson, 1992.....	44

BATTING AVERAGE (Min. 130 AB)	
1. Deven Marrero, 2010.....	.397
2. Rod Allen, 2001.....	.389
3. Casey Myers, 1998.....	.386
4. Clay Westlake, 1973.....	.382
5. Brett Wallace, 2006.....	.371
6. Andrew Beinbrink, 1996.....	.362
7. Willie Bloomquist, 1997.....	.356
8. Dustin Pedroia, 2002.....	.347
9. Bob Horner, 1976.....	.339
10. Ike Davis, 2006.....	.329

HOME RUNS	
1. Spencer Torkelson,.....	25
2. Barry Bonds, 1983.....	11
3. Mike Kelly, 1989.....	10
4. Bob Horner, 1976.....	9
Ike Davis, 2006.....	9
6. Casey Myers, 1998.....	8

## PITCHING RECORDS

WINS	
1. Kendall Carter, 1981.....	19
2. Ken Jones, 1978.....	13
Mike Leake, 2007.....	13
4. Ryan Kellogg, 2013.....	11
5. Kaipo Spenser, 1994.....	10
Doug Newstrom, 1991.....	10
7. Craig Swan, 1969.....	9
Mitch Dean, 1976.....	9
Doug Henry, 1983.....	9
Mitchell Lambson, 2009.....	9
Seth Martinez, 2009.....	9

STRIKEOUTS	
1. Mitchell Lambson, 2009.....	99
2. Mike Leake, 2007.....	94
3. Ken Hansen, 1968.....	92
4. Doug Newstrom, 1989.....	89
5. Craig Swan, 1969.....	80
6. Doug Henry, 1983.....	78
Jon Switzer, 1999.....	78
8. Brady Rodgers, 2010.....	67
9. Kaipo Spenser, 1994.....	64
10. Erik Averill, 2003.....	61

ERA (MIN. 50.0 IP)	
1. Brady Rodgers, 2010.....	2.11
2. Craig Swan, 1969.....	2.24
3. Tom Vander Meersche, 1975.....	2.57
4. Ken Hansen, 1968.....	2.70
5. Kendall Carter, 1981.....	2.86
6. Mitchell Lambson, 2009.....	3.01
7. Mitch Dean, 1976.....	3.08
8. Doug Henry, 1983.....	3.10
9. Ryan Kellogg, 2013.....	3.15
10. Ryan Bradley, 1995.....	3.18

INNINGS PITCHED	
1. Mike Leake, 2007.....	127.0
2. Doug Henry, 1983.....	116.0
3. Doug Newstrom, 1991.....	111.0
4. Kendall Carter, 1981.....	110.0
5. Ryan Kellogg, 2013.....	103.0
6. Mitch Dean, 1976.....	96.1
7. Kaipo Spenser, 1994.....	92.1
8. Mitchell Lambson, 2009.....	83.2
9. Jon Switzer, 1999.....	87.1
10. Erik Averill, 2003.....	86.0

SAVES	
1. Ryan Burr, 2013.....	12
2. Jason Jarvis, 2007.....	11
3. Mitch Dean, 1976.....	8
Zechry Zinicola, 2004.....	8
5. Ryan Bradley, 1995.....	6

## OPPONENTS

A	
Air Force .....	8-1
Abilene Christian....	2-0
Alabama .....	0-2
Alabama-Birmingham .....	3-0^
Albuquerque.....	6-1*
Arizona (post-'59) ...	204-133^
Arizona (pre-'59) .....	23-116
Arkansas.....	8-3
Auburn.....	9-3^
Azusa Pacific.....	15-0*

B	
Baylor.....	8-5
Bethune-Cookman.....	2-1
Boston College .....	5-0
Brigham Young.....	46-10

C	
Cal Baptist.....	3-0*
Cal Poly-Pomona .....	25-6*
Cal Poly-SLO .....	3-1
Cal St.-Bakersfield.....	3-3
Cal St.-Chico .....	3-0*
Cal St.-Dominguez Hills.....	8-1*
Cal St.-Fullerton .....	34-26
Cal St.-Los Angeles .....	29-14*
Cal St.-Northridge.....	46-16
Cal Western.....	3-1*
California.....	121-68^
California-Davis.....	3-0
California-Irvine.....	9-6^
California-Riverside.....	36-6^
California-Santa Barbara.....	13-7
Central Conn. State .....	1-0
Chapman.....	36-12*
Charlotte .....	1-0
Clemson .....	4-1
Coastal Carolina .....	2-0
Colorado .....	6-1*
Colorado State .....	26-0
Columbia .....	1-0
Connecticut.....	3-0
Cornell .....	0-1
Creighton.....	3-0

D	
Dartmouth .....	1-0
Delaware.....	4-1
Denver .....	4-0*
Duke.....	9-0

E	
East Carolina.....	5-0
Eastern Michigan .....	9-2
Evansville.....	0-1

F	
Florida.....	3-1
Florida Atlantic.....	2-0

Florida International.....	5-0
Florida State.....	10-24
Fresno State.....	12-7

G	
George Mason .....	1-0
George Washington .....	1-0
Georgia Tech.....	1-0
Gonzaga.....	17-3-1^
Grand Canyon .....	87-22*

H	
Hardin-Simmons.....	1-0*
Harvard.....	2-0
Hawaii .....	29-18^
Hawaii-Hilo .....	17-0
Holy Cross.....	3-0
Houston.....	12-3^
Howard.....	3-0*

I	
Idaho .....	2-0*
Illinois .....	2-3
Iowa.....	1-0

K	
Kansas .....	3-1
Kansas State.....	4-2^
Kent State.....	1-0

L	
Lafayette.....	1-0
Lamar .....	1-2
LaVerne .....	28-7*
LeMoyne.....	0-1
Lewis & Clark.....	1-0*
Long Beach State.....	45-15^
Los Angeles State .....	0-1*
Loyola Marymount.....	30-8
Loyola-New Orleans.....	3-1*
LSU .....	1-6-1
Louisiana-Lafayette .....	3-0^
Lubbock Christian.....	11-1*

M	
Maine .....	10-1^
Massachusetts.....	5-0
Memphis.....	2-0
Mesa (Colo.) College.....	3-0*
Miami (Fla.) .....	8-9
Miami (Ohio).....	4-2
Michigan.....	33-12
Michigan State .....	3-0
Minnesota .....	6-1
Mississippi .....	3-0^
Mississippi State.....	1-0
Missouri.....	4-3
Monmouth.....	1-0^

N	
Nebraska.....	7-5^
Nevada .....	0-3

Nevada-Las Vegas.....	61-18-1
New Mexico.....	126-31
New Mexico State .....	35-3
New Orleans.....	3-0
New York University .....	1-0*
North Carolina .....	5-1
Northern Arizona .....	42-2*
Northern Colorado.....	16-1
Northern Illinois.....	9-0
Northwestern .....	4-0
Notre Dame.....	8-2

O	
Occidental College .....	0-2*
Ohio State .....	9-2
Oklahoma.....	54-20
Oklahoma State .....	17-13
Oral Roberts .....	10-3
Oregon .....	25-12
Oregon State .....	51-39^

P	
Pace .....	1-0*
Pacific .....	2-1
Penn State.....	7-0
Pennsylvania.....	2-0
Pepperdine .....	12-7
Pepperdine College .....	1-8-1*
Phoenix College.....	23-10-1*
Portland .....	3-0
Portland State.....	2-0*
Prairie View A&M .....	1-0
Puget Sound.....	1-0-0*
Purdue .....	1-0

R	
Rice .....	8-2

S	
Sacramento State.....	0-1
San Diego.....	20-4
San Diego State.....	16-15
San Francisco.....	6-0
San Jose State .....	1-1
Seattle .....	2-0
Santa Clara .....	7-2
South Alabama.....	1-0
South Carolina.....	4-3
South Florida.....	5-0
Southern Illinois.....	13-3
Southern Miss.....	0-2
Southern Utah .....	24-0^
Southwest Missouri State..	1-0
St. Francis.....	3-0*
St. John's .....	4-0
St. Louis .....	3-0*
St. Mary's.....	6-5
Stanford.....	103-100^
Stony Brook .....	2-0
Sul Ross State .....	7-5*

T	
Temple.....	1-0
Tennessee .....	14-4
Tennessee Tech.....	2-1
Texas.....	19-29
Texas A&M.....	1-0^
Texas A&M-Corpus Christi	1-0
Texas Arlington.....	0-1
Texas Christian .....	6-5
Texas-El Paso .....	60-5
Texas-San Antonio.....	2-0
Texas Tech .....	15-6
Towson.....	4-0
Troy.....	3-0
Tulane .....	3-4
Tulsa.....	4-1*

U	
UC Davis.....	3-0
UCLA .....	121-75^
UNCW.....	1-2
UNLV .....	64-20-1
USC .....	109-108^
U.S. International.....	1-0*
Utah.....	43-12
Utah State.....	26-1*
Utah Valley.....	1-1
Utah Valley State .....	1-1^

V	
Valparaiso .....	2-1
Vanderbilt.....	1-2
Virginia.....	2-1

W	
Washington .....	41-28^
Washington State.....	60-19^
Weber State .....	3-0*
Western Carolina.....	1-0
Western Illinois.....	2-0
Western Michigan .....	3-0
Whittier College.....	0-1*
Wichita State .....	16-8
Winthrop .....	4-0
Wisconsin.....	43-18*
Wisconsin-Milwaukee .....	5-0
Wofford .....	2-0
Wright State.....	5-0
Wyoming.....	66-5*

X	
Xavier.....	7-0

\*-Schools that no longer play Division I baseball  
 ^- Some wins in 2007 later vacated due to NCAA sanctions  
 Records do not reflect vacations.



# 2020 SUN DEVIL BASEBALL

1959 (28-18-1)

Head Coach: Bobby Winkles

9-Mar	at Grand Canyon	T, 6-6
11-Mar	Pepperdine	L, 2-4 (7)
11-Mar	Pepperdine	W, 11-7
12-Mar	Pepperdine	W, 4-3
13-Mar	L.A. State	W, 9-6
14-Mar	L.A. State	L, 4-7
14-Mar	L.A. State	L, 4-8
16-Mar	Colorado State	W, 8-1
16-Mar	Colorado State	W, 6-4
19-Mar	Grand Canyon	W, 21-2
20-Mar	San Diego State	L, 3-16
21-Mar	San Diego State	W, 5-4 (12)
23-Mar	Wyoming	W, 11-4
24-Mar	Wyoming	W, 18-3
25-Mar	Wyoming	W, 9-5
26-Mar	Wyoming	W, 4-3
27-Mar	Wisconsin	L, 5-6
28-Mar	Wisconsin	W, 10-9 (11)
28-Mar	Wisconsin	L, 1-2
30-Mar	Wisconsin	W, 6-1
31-Mar	Wisconsin	W, 8-5
1-Apr	Wisconsin	L, 2-9
2-Apr	Wisconsin	W, 3-0
3-Apr	Wisconsin	L, 0-6
4-Apr	Wisconsin	W, 4-3
6-Apr	Arizona State College	W, 24-1
7-Apr	at Williams Air Force	W, 13-3
8-Apr	at Casa Grande	L, 5-9
9-Apr	Arizona State College	W, 17-1
11-Apr	at Arizona	L, 1-10
11-Apr	at Arizona	L, 3-6
13-Apr	at Williams Air Force	W, 6-3
15-Apr	Sul Ross State	W, 9-6
16-Apr	Sul Ross State	L, 4-6
17-Apr	San Diego Marines	L, 2-6
17-Apr	San Diego Marines	W, 17-9
18-Apr	San Diego Marines	W, 1-0 (7)
23-Apr	at Camp Pendleton	W, 6-4
24-Apr	at San Diego Marines	L, 3-5
25-Apr	at San Diego Naval	W, 17-1
27-Apr	Luke Air Force	W, 8-5
29-Apr	Luke Air Force	W, 8-1 (7)
30-Apr	at Casa Grande	L, 7-8
1-May	San Diego Naval	W, 7-2
2-May	Arizona	W, 3-2
2-May	Arizona	L, 1-9

1960 (32-13)

Head Coach: Bobby Winkles

10-Mar	Pepperdine	L, 5-9
10-Mar	Pepperdine	L, 5-6
11-Mar	Grand Canyon	W, 7-2
12-Mar	Grand Canyon	W, 14-2
16-Mar	Colorado State	W, 10-4
16-Mar	Colorado State	W, 11-1
18-Mar	Grand Canyon	W, 14-2
21-Mar	Colorado St. College	W, 8-4
22-Mar	Colorado St. College	W, 7-3
24-Mar	Utah	W, 9-6
24-Mar	Utah	W, 18-1
25-Mar	Utah	L, 11-12
26-Mar	Utah	L, 5-6
28-Mar	Wyoming	W, 11-3
28-Mar	Michigan	W, 7-2
29-Mar	Wyoming	W, 15-2
30-Mar	Wyoming	W, 8-4
30-Mar	Michigan	W, 9-8
31-Mar	Utah State	W, 8-4
2-Apr	Utah State	W, 8-6
3-Apr	Utah State	W, 10-1
4-Apr	Utah State	W, 23-4
5-Apr	at San Diego State	L, 4-11
6-Apr	at Cal Western	W, 21-2
7-Apr	at San Diego	L, 8-9
8-Apr	at San Diego Marines	L, 7-12
9-Apr	at San Diego Marines	W, 13-1
11-Apr	California	L, 3-7
12-Apr	California	L, 2-4
12-Apr	California	W, 6-1
13-Apr	California	W, 7-2
14-Apr	California	L, 0-1
15-Apr	California	W, 8-5
15-Apr	California	W, 9-6
16-Apr	California	W, 6-4
22-Apr	Arizona State College	W, 12-6
23-Apr	Arizona State College	W, 5-4
26-Apr	San Diego Marines	W, 5-4
26-Apr	San Diego Marines	W, 17-5
27-Apr	San Diego Marines	L, 5-10

30-Apr	Arizona	W, 7-3
30-Apr	Arizona	W, 3-0
7-May	at Arizona	L, 2-6
7-May	at Arizona	L, 6-7
9-May	L.A. Police	W, 20-15
9-May	L.A. Police	W, 14-5

1961 (36-13)

Head Coach: Bobby Winkles

4-Mar	New Mexico	W, 7-3
4-Mar	New Mexico	W, 2-1
9-Mar	Grand Canyon	W, 16-1 (7)
11-Mar	Pepperdine	W, 4-3
11-Mar	Pepperdine	W, 6-1
14-Mar	Grand Canyon	W, 11-1
17-Mar	Arizona State College	W, 8-3
18-Mar	Arizona State College	W, -1
20-Mar	Colorado State	W, 19-4
21-Mar	Colorado State	W, 12-2
21-Mar	Colorado State	W, 3-2
22-Mar	Colorado State	W, 13-5
23-Mar	Utah State	W, 7-0
23-Mar	Utah State	W, 9-2
24-Mar	Utah	W, 14-1
25-Mar	Utah	W, 4-3
25-Mar	Utah	W, 7-4
27-Mar	Wyoming	W, 7-0
28-Mar	Wyoming	W, 9-3
29-Mar	Wyoming	W, 13-0
30-Mar	Wyoming	W, 8-6
31-Mar	Wisconsin	L, 9-11
1-Apr	Wisconsin	W, 14-8
3-Apr	Wisconsin	W, 10-7
4-Apr	Wisconsin	W, 7-5
4-Apr	Michigan	L, 11-19
5-Apr	Wisconsin	W, 8-3
5-Apr	Michigan	L, 5-6
6-Apr	Wisconsin	L, 2-5
6-Apr	Michigan	L, 7-8
7-Apr	Wisconsin	W, 15-9
8-Apr	Wisconsin	W, 3-2
18-Apr	at L.A. State College	L, 5-8
18-Apr	at L.A. State College	W, 6-0
19-Apr	at L.A. State College	W, 9-5
20-Apr	at Cal Poly Pomona	W, 8-5
21-Apr	at San Diego Marines	W, 5-4
22-Apr	at San Diego	W, 16-5
22-Apr	at San Diego Marines	W, 12-2
25-Apr	San Diego Marines	L, 5-11
26-Apr	San Diego Marines	W, 16-5
27-Apr	San Diego Marines	L, 5-13
29-Apr	at Arizona	L, 2-10
29-Apr	at Arizona	L, 2-7
6-May	Arizona	W, 12-10
6-May	Arizona	L, 1-3
12-May	L.A. State College	L, 2-5
13-May	L.A. State College	L, 1-7
13-May	L.A. State College	W, 13-6

1962 (27-18)

Head Coach: Bobby Winkles

5-Mar	Air Force	W, 10-5
13-Mar	Grand Canyon	W, 14-2
15-Mar	Grand Canyon	W, 12-1
16-Mar	L.A. State College	L, 7-14
17-Mar	L.A. State College	L, 1-3
17-Mar	L.A. State College	W, 4-1
20-Mar	Southern Illinois	L, 1-4
21-Mar	Southern Illinois	W, 9-4
21-Mar	Southern Illinois	W, 10-0
22-Mar	Southern Illinois	W, 10-9
23-Mar	Southern Illinois	W, 3-1
24-Mar	Southern Illinois	W, 4-0
24-Mar	Southern Illinois	W, 5-0
26-Mar	Wyoming	W, 6-4
27-Mar	Wyoming	W, 5-0
28-Mar	Wyoming	W, 9-6
29-Mar	Wyoming	W, 4-0
30-Mar	Arizona	L, 1-4
31-Mar	Arizona	L, 2-3
31-Mar	Arizona	W, 7-2
6-Apr	Sul Ross State	L, 2-3
7-Apr	Sul Ross State	L, 7-8 (10)
9-Apr	Michigan	W, 14-6
10-Apr	Michigan	L, 3-6
11-Apr	Michigan	W, 7-6
12-Apr	Michigan	L, 7-18
13-Apr	Michigan	L, 3-4
14-Apr	Michigan	W, 8-4
14-Apr	Michigan	L, 7-9
16-Apr	at Cal Poly Pomona	L, 4-5 (13)

17-Apr	USC	at Pomona, Calif.	L, 6-8 (12)
17-Apr	UCLA	at Pomona, Calif.	L, 5-14
17-Apr	UCLA	at Pomona, Calif.	L, 5-14
19-Apr	San Jose State	at Pomona, Calif.	L, 1-5
20-Apr	L.A. State College	at Pomona, Calif.	W, 2-1
20-Apr	L.A. State College	at Pomona, Calif.	W, 2-1
25-Apr	Grand Canyon		W, 6-2
26-Apr	Grand Canyon		W, 10-1
27-Apr	Arizona State College		W, 4-0
28-Apr	Arizona State College		W, 14-2
4-May	at Arizona		L, 2-6
5-May	at Arizona		W, 5-1
5-May	at Arizona		W, 20-7
11-May	New Mexico State		W, 3-0
12-May	New Mexico State		W, 12-3

1963 (34-13)

Head Coach: Bobby Winkles

WAC Record: 7-5 (2nd)

1-Mar	L.A. State College	L, 1-4
2-Mar	L.A. State College	W, 3-1
2-Mar	L.A. State College	W, 6-3
7-Mar	Utah State	W, 14-1
8-Mar	Utah State	W, 4-2
9-Mar	Utah State	W, 12-0
9-Mar	Utah State	W, 18-2
16-Mar	Utah	W, 14-5
16-Mar	Utah	W, 7-4
18-Mar	Colorado State	W, 7-0
19-Mar	Colorado State	W, 4-2
20-Mar	Colorado State	W, 14-3
21-Mar	Oregon State	W, 5-4
22-Mar	Oregon State	L, 6-8
23-Mar	Oregon State	L, 5-8
23-Mar	Oregon State	W, 7-2
25-Mar	Wyoming	W, 5-1
26-Mar	Wyoming	W, 6-4
27-Mar	Wyoming	W, 8-4
28-Mar	Oklahoma	W, 8-0
29-Mar	Oklahoma	W, 5-4
1-Apr	Sul Ross State	L, 4-9
2-Apr	Sul Ross State	W, 1-0
5-Apr	at Arizona	L, 2-6 <sup>A</sup>
6-Apr	at Arizona	L, 8-9 <sup>A</sup>
6-Apr	at Arizona	W, 2-0 (11) <sup>A</sup>
	Grand Canyon	W, 6-4
12-Apr	Wisconsin	W, 3-2
13-Apr	Wisconsin	W, 11-7
13-Apr	Wisconsin	L, 2-3 (10)
15-Apr	Wisconsin	W, 14-12
16-Apr	Wisconsin	L, 2-6
17-Apr	Wisconsin	W, 5-2
18-Apr	Wisconsin	W, 14-5
19-Apr	Wisconsin	W, 5-2
20-Apr	Wisconsin	L, 5-12
20-Apr	Wisconsin	W, 6-5
	at Grand Canyon	L, 2-3 (11)
	at New Mexico	W, 8-3 <sup>A</sup>
	at New Mexico	W, 10-2 <sup>A</sup>
	at New Mexico	L, 5-7 <sup>A</sup>
3-May	Arizona	W, 3-2 <sup>A</sup>
4-May	Arizona	L, 2-3 <sup>A</sup>
4-May	Arizona	L, 5-9 <sup>A</sup>
10-May	New Mexico	W, 11-2 <sup>A</sup>
11-May	New Mexico	W, 10-4 <sup>A</sup>
11-May	New Mexico	W, 3-2 <sup>A</sup>

1964 (44-7)

Head Coach: Bobby Winkles

WAC Record: 11-1 (1st)

5-Mar	Long Beach State	W, 11-8
6-Mar	L.A. State College	L, 5-6
7-Mar	L.A. State College	L, 0-8
7-Mar	L.A. State College	W, 5-0
13-Mar	Arizona State College	W, 12-4
14-Mar	Arizona State College	W, 6-4
16-Mar	Colorado State	W, 12-1
17-Mar	Colorado State	W, 15-4
18-Mar	Colorado State	W, 17-1
21-Mar	Colorado St. College	W, 9-1
22-Mar	Colorado St. College	W, 2-1
23-Mar	Wyoming	W, 3-2
24-Mar	Wyoming	W, 15-3
25-Mar	Wyoming	W, 8-0
26-Mar	Michigan	W, 8-1
27-Mar	Michigan	W, 7-3
28-Mar	Michigan	W, 15-5
30-Mar	Wisconsin	W, 5-2
31-Mar	Wisconsin	W, 7-4
1-Apr	Wisconsin	L, 3-5

2-Apr	Utah State	W, 21-4
3-Apr	Utah State	W, 13-5
4-Apr	Utah State	W, 4-2
4-Apr	Utah State	W, 13-3
7-Apr	Grand Canyon	W, 8-3
10-Apr	Arizona	W, 5-3 <sup>A</sup>
11-Apr	Arizona	W, 17-9 <sup>A</sup>
11-Apr	Arizona	W, 9-4 <sup>A</sup>
14-Apr	at Grand Canyon	W, 10-3
15-Apr	at Grand Canyon	W, 5-3
17-Apr	Sul Ross State	W, 11-2
18-Apr	Sul Ross State	L, 5-16
24-Apr	New Mexico	W, 14-1 <sup>A</sup>
25-Apr	New Mexico	W, 20-1 <sup>A</sup>
25-Apr	New Mexico	W, 3-1 <sup>A</sup>
1-May	at Arizona	L, 0-1 (10) <sup>A</sup>
2-May	at Arizona	W, 3-2 <sup>A</sup>
2-May	at Arizona	W, 6-2 <sup>A</sup>
8-May	at New Mexico	W, 11-3 <sup>A</sup>
9-May	at New Mexico	W, 12-6 <sup>A</sup>
9-May	at New Mexico	W, 17-4 <sup>A</sup>
16-May	New Mexico State	W, 7-0 (7)
16-May	New Mexico State	W, 6-5 (7)
22-May	Utah	W, 7-4 <sup>A</sup>
23-May	at Utah	W, 13-5 <sup>A</sup>
	Air Force	District 7 Playoffs W, 6-1
	Air Force	District 7 Playoffs W, 7-6
9-Jun	Missouri	College World Series L, 0-7
10-Jun	Mississippi	College World Series W, 5-0
12-Jun	Maine	College World Series L, 2-4

1965 (54-8) National Champions

Head Coach: Bobby Winkles

WAC Record: 9-3 (1st)

26-Feb	San Fernando State	W, 7-5
27-Feb	San Fernando State	W, 11-7
27-Feb	San Fernando State	W, 10-5
5-Mar	Michigan	L, 3-6
6-Mar	Michigan	W, 5-2
6-Mar	Michigan	W, 11-3
12-Mar	Long Beach State	W, 7-1
13-Mar	Long Beach State	L, 0-2
13-Mar	Long Beach State	W, 9-4
16-Mar	at Grand Canyon	W, 15-2
19-Mar	Colorado State	W, 8-0
20-Mar	Colorado State	W, 9-0
20-Mar	Colorado State	W, 8-0
22-Mar	Ohio State	W, 6-3
23-Mar	Ohio State	W, 7-6
24-Mar	Ohio State	W, 10-3
25-Mar	Oregon State	W, 10-3
26-Mar	Oregon State	W, 9-3
27-Mar	Oregon State	W, 9-4
27-Mar	Oregon State	W, 2-0
29-Mar	Colorado	W, 8-2
30-Mar	Colorado	W, 16-3
1-Apr	Oklahoma	W, 10-2
2-Apr	Oklahoma	L, 0-2
5-Apr	Utah State	W, 7-1
6-Apr	Utah State	W, 6-4
7-Apr	Utah State	W, 9-4
9-Apr	New Mexico	W, 9-2 <sup>A</sup>
10-Apr	New Mexico	W, 20-3 <sup>A</sup>
15-Apr	Wyoming	W, 6-0
16-Apr	Wyoming	W, 8-0
17-Apr	Wyoming	W, 10-3
17-Apr	Wyoming	W, 7-0
19-Apr	Sul Ross State	W, 14-2
19-Apr	New Mexico	W, 4-1 <sup>A</sup>
20-Apr	Sul Ross State	W, 8-2
23-Apr	at Arizona	L, 3-12 <sup>A</sup>
24-Apr	at Arizona	L, 1-4 <sup>A</sup>
24-Apr	at Arizona	W, 10-4 <sup>A</sup>
27-Apr	at Grand Canyon	W, 6-1
30-Apr	at New Mexico	W, 9-5 <sup>A</sup>
1-May	at New Mexico	L, 11-12 <sup>A</sup>
1-May	at New Mexico	W, 3-2 <sup>A</sup>
4-May	Grand Canyon	L, 3-7
7-May	San Diego	W, 7-6
8-May	San Diego	W, 12-3
8-May	San Diego	W, 18-3
14-May	Arizona	W, 6-0 <sup>A</sup>
15-May	Arizona	W, 13-5 <sup>A</sup>
15-May	Arizona	W, 6-2 <sup>A</sup>
28-May	Utah	WAC Championship W, 3-2
29-May	Utah	WAC Championship W, 3-2
29-May	Utah	W, 2-1
3-Jun	Colorado St. College	District 7 Playoffs W, 7-2
4-Jun	Colorado St. College	District 7 Playoffs W, 12-3
4-Jun	Colorado St. College	District 7 Playoffs W, 3-2
7-Jun	Lafayette	College World Series W, 14-1

# 2020 SUN DEVIL BASEBALL

8-Jun	St. Louis	College World Series	W, 13-3
9-Jun	Ohio State	College World Series	W, 9-4
10-Jun	St. Louis	College World Series	W, 6-2
11-Jun	Ohio State	College World Series	L, 3-7
12-Jun	Ohio State	College World Series	W, 2-1

## 1966 (41-11) Head Coach: Bobby Winkles WAC Record: 7-5 (2nd)

25-Feb	San Fernando State	W, 6-4
26-Feb	San Fernando State	W, 2-1
26-Feb	San Fernando State	L, 6-7
3-Mar	LA State College	L, 4-7
4-Mar	LA State College	W, 4-3
5-Mar	LA State College	W, 6-0
11-Mar	Long Beach State	W, 10-1
12-Mar	Long Beach State	W, 3-2
12-Mar	Long Beach State	W, 7-5
17-Mar	Colorado State	W, 9-3
18-Mar	Colorado St. College	W, 7-4
19-Mar	Colorado St. College	W, 11-2
21-Mar	Oregon	W, 10-4
22-Mar	Oregon	L, 9-14
23-Mar	Utah State	W, 14-1
23-Mar	Oregon	W, 7-1
24-Mar	Utah State	W, 7-2
25-Mar	Utah State	W, 7-5
26-Mar	Michigan	L, 6-9
27-Mar	Michigan	L, 1-8
28-Mar	Michigan	L, 5-8
30-Mar	Michigan	W, 10-6
31-Mar	Michigan	W, 3-2
1-Apr	New Mexico	W, 7-2 <sup>+</sup>
2-Apr	New Mexico	W, 8-4 <sup>+</sup>
2-Apr	New Mexico	W, 7-6 <sup>+</sup>
4-Apr	Wyoming	W, 10-1
5-Apr	Wyoming	W, 10-3
6-Apr	Wyoming	W, 16-2
7-Apr	Wyoming	W, 7-3
8-Apr	Wisconsin	W, 16-6
9-Apr	Wisconsin	W, 10-9
10-Apr	Wisconsin	W, 6-5
11-Apr	Wisconsin	W, 15-3
12-Apr	Wisconsin	W, 11-3
13-Apr	Wisconsin	W, 2-1
15-Apr	Arizona	W, 7-3 <sup>+</sup>
16-Apr	Arizona	L, 1-5 <sup>+</sup>
16-Apr	Arizona	W, 13-5 <sup>+</sup>
22-Apr	Sul Ross State	W, 7-2
23-Apr	Sul Ross State	W, 12-2
26-Apr	at Grand Canyon	W, 5-1
29-Apr	at New Mexico	L, 2-5 <sup>+</sup>
30-Apr	at New Mexico	W, 16-0 <sup>+</sup>
30-Apr	at New Mexico	L, 3-4 <sup>+</sup>
6-May	San Diego	W, 9-3
7-May	San Diego	W, 5-4
7-May	San Diego	W, 15-9
10-May	Grand Canyon	W, 15-4
13-May	at Arizona	L, 0-1 <sup>+</sup>
14-May	at Arizona	W, 5-4 <sup>+</sup>
14-May	at Arizona	L, 1-6 <sup>+</sup>

## 1967 (53-12) National Champions Head Coach: Bobby Winkles WAC Record: 7-5 (1st)

24-Feb	San Fernando State	W, 14-0
25-Feb	San Fernando State	W, 8-5
25-Feb	San Fernando State	W, 7-4
2-Mar	LA State College	W, 11-5
3-Mar	LA State College	W, 8-4
4-Mar	LA State College	W, 8-2
4-Mar	LA State College	W, 8-4
9-Mar	UCLA	W, 2-1
10-Mar	Long Beach State	W, 12-4
11-Mar	Long Beach State	W, 7-6
11-Mar	Long Beach State	L, 4-5
17-Mar	Colorado St. College	W, 3-0
17-Mar	Santa Clara	W, 4-1
18-Mar	Colorado St. College	W, 11-0
20-Mar	Oregon State	L, 1-5
21-Mar	Oregon State	L, 5-7
22-Mar	Oregon State	W, 7-3
23-Mar	Colorado State	W, 10-9
24-Mar	Colorado	W, 16-3
25-Mar	Colorado	W, 15-2
27-Mar	Oklahoma	W, 3-2
28-Mar	Oklahoma	W, 1-0
30-Mar	Oklahoma	W, 9-2
31-Mar	Oklahoma	W, 13-2
3-Apr	Utah State	W, 5-4
4-Apr	Utah State	W, 20-6

5-Apr	Utah State	W, 12-1
6-Apr	Wyoming	W, 12-3
7-Apr	Wyoming	W, 5-1
8-Apr	Wyoming	W, 1-0 (7)
8-Apr	Wyoming	W, 4-0
12-Apr	Grand Canyon	W, 5-4
14-Apr	at Arizona	L, 0-6 <sup>+</sup>
15-Apr	at Arizona	L, 2-3 <sup>+</sup>
15-Apr	at Arizona	W, 3-0 <sup>+</sup>
21-Apr	California Western	L, 3-13
22-Apr	California Western	W, 6-5
22-Apr	California Western	W, 6-5
26-Apr	at Grand Canyon	W, 4-2
28-Apr	at New Mexico	L, 2-5 <sup>+</sup>
29-Apr	at New Mexico	L, 13-17 <sup>+</sup>
29-Apr	at New Mexico	W, 9-2 <sup>+</sup>
5-May	San Diego	W, 10-0
6-May	San Diego	W, 1-0
6-May	San Diego	W, 11-1
9-May	Grand Canyon	W, 6-2
12-May	New Mexico	W, 7-2 <sup>+</sup>
13-May	New Mexico	W, 3-2 <sup>+</sup>
13-May	New Mexico	W, 8-3 <sup>+</sup>
19-May	Arizona	W, 3-0 <sup>+</sup>
20-May	Arizona	W, 3-0 <sup>+</sup>
20-May	Arizona	L, 2-7 <sup>+</sup>
21-May	Arizona	So. Division Playoff W, 3-2 (15)
26-May	BYU	WAC Championship L, 0-3
26-May	BYU	WAC Championship W, 4-3
27-May	BYU	WAC Championship W, 6-3
2-Jun	Air Force	District 7 Playoff W, 11-0
3-Jun	Air Force	District 7 Playoff L, 2-5
3-Jun	Air Force	District 7 Playoff W, 6-0
12-Jun	Oklahoma State	College World Series W, 7-2
	Boston College	College World Series W, 8-1
	Stanford	College World Series W, 5-3
16-Jun	Houston	College World Series L, 0-3
17-Jun	Stanford	College World Series W, 4-3
18-Jun	Houston	College World Series W, 11-2

## 1968 (39-14) Head Coach: Bobby Winkles WAC Record: 6-6 (2nd)

23-Feb	UCLA	L, 4-6
24-Feb	UCLA	W, 4-3
24-Feb	UCLA	W, 6-0
1-Mar	LA State College	W, 7-5
2-Mar	LA State College	W, 13-0
2-Mar	LA State College	W, 4-0
14-Mar	San Diego State	W, 5-4
15-Mar	Long Beach State	W, 1-0
16-Mar	Long Beach State	W, 9-2
16-Mar	Long Beach State	W, 14-2
18-Mar	Southern Illinois	W, 8-0
19-Mar	Southern Illinois	W, 4-0
20-Mar	Southern Illinois	L, 1-3
21-Mar	Colorado State	W, 10-1
22-Mar	Michigan	W, 9-0
23-Mar	Michigan	W, 13-10
23-Mar	Michigan	W, 4-0
25-Mar	Michigan	W, 17-1
26-Mar	Michigan	W, 1-0
28-Mar	Oklahoma	L, 5-6
30-Mar	Oklahoma	W, 4-2
30-Mar	Oklahoma	W, 8-2
2-Apr	NAU	W, 4-0
5-Apr	New Mexico	W, 3-2 <sup>+</sup>
6-Apr	New Mexico	W, 3-2 <sup>+</sup>
6-Apr	New Mexico	W, 4-1 <sup>+</sup>
8-Apr	San Fernando State	at San Diego, Calif. L, 10-12
9-Apr	LA State College	at San Diego, Calif. L, 3-4
11-Apr	at UCLA	L, 1-5
11-Apr	at UCLA	W, 6-5
12-Apr	at San Diego State	L, 9-15
12-Apr	at San Diego	W, 6-5
13-Apr	at Cal Poly Pomona	L, 1-7
13-Apr	at Cal Poly Pomona	W, 6-2
15-Apr	Albuquerque	W, 12-2
16-Apr	Albuquerque	W, 9-8
17-Apr	Albuquerque	W, 8-0
17-Apr	Albuquerque	W, 7-0
26-Apr	at New Mexico	L, 6-7 <sup>+</sup>
27-Apr	at New Mexico	L, 2-3 <sup>+</sup>
27-Apr	at New Mexico	L, 0-3 <sup>+</sup>
	Grand Canyon	W, 5-0
4-May	Arizona	W, 2-1 <sup>+</sup>
5-May	Arizona	L, 4-5 <sup>+</sup>
5-May	Arizona	W, 4-1 <sup>+</sup>
10-May	UTEP	W, 6-2
11-May	UTEP	W, 7-0
11-May	UTEP	W, 5-0

	Grand Canyon	W, 5-0
	Grand Canyon	W, 7-6
17-May	at Arizona	L, 1-6 <sup>+</sup>
18-May	at Arizona	L, 2-8 <sup>+</sup>
18-May	at Arizona	W, 6-1 <sup>+</sup>

## 1969 (56-11) National Champions Head Coach: Bobby Winkles WAC Record: 15-3 (1st)

27-Feb	Cal Poly Pomona	W, 5-0
28-Feb	Chapman	L, 8-13
1-Mar	Chapman	W, 9-1
1-Mar	Chapman	W, 11-8
7-Mar	Cal State L.A.	W, 3-1
8-Mar	Cal State L.A.	W, 9-3
8-Mar	Cal State L.A.	W, 6-0
11-Mar	Albuquerque	W, 10-0
11-Mar	Albuquerque	W, 8-5
12-Mar	San Diego State	W, 3-2
13-Mar	San Diego State	W, 5-1
14-Mar	San Fernando State	L, 0-5
14-Mar	San Fernando State	L, 4-5
15-Mar	Seattle Pilots Exhibition	W, 5-4 Exhibition
15-Mar	San Fernando State	L, 4-9
17-Mar	Ohio State	L, 5-10
18-Mar	Ohio State	W, 2-0
19-Mar	Ohio State	W, 5-0
21-Mar	Michigan	W, 18-14
24-Mar	Michigan	W, 19-3
24-Mar	Michigan	W, 5-3
25-Mar	Michigan	W, 6-5
25-Mar	Michigan	L, 3-4
26-Mar	Cal Poly SLO	W, 5-0
26-Mar	Southern Illinois	W, 4-3
27-Mar	Oklahoma	W, 5-4
28-Mar	Wyoming	W, 11-7
29-Mar	Wyoming	W, 6-4
29-Mar	Wyoming	W, 11-4
31-Mar	Wyoming	W, 18-9
4-Apr	Wisconsin	W, 18-0
5-Apr	Wisconsin	W, 11-1
5-Apr	Wisconsin	W, 3-1
7-Apr	Wisconsin	W, 12-1
8-Apr	Wisconsin	W, 7-2
9-Apr	Wisconsin	W, 1-0
11-Apr	at Arizona	W, 4-3 <sup>+</sup>
12-Apr	at Arizona	W, 11-7 <sup>+</sup>
12-Apr	at Arizona	L, 4-5 <sup>+</sup>
15-Apr	Grand Canyon	W, 7-2
18-Apr	UTEP	W, 5-0 <sup>+</sup>
19-Apr	UTEP	W, 11-6 <sup>+</sup>
19-Apr	UTEP	W, 11-0 <sup>+</sup>
24-Apr	at Albuquerque	L, 10-12
25-Apr	at New Mexico	W, 2-1 <sup>+</sup>
26-Apr	at New Mexico	W, 9-5 <sup>+</sup>
26-Apr	at New Mexico	W, 13-2 <sup>+</sup>
29-Apr	NAU	W, 5-1
2-May	Arizona	L, 0-2 <sup>+</sup>
3-May	Arizona	W, 11-0 <sup>+</sup>
3-May	Arizona	W, 5-0 <sup>+</sup>
6-May	Grand Canyon	W, 4-0
9-May	at UTEP	W, 2-1 <sup>+</sup>
10-May	at UTEP	W, 10-2 <sup>+</sup>
10-May	at UTEP	W, 13-1 <sup>+</sup>
16-May	New Mexico	W, 3-1 <sup>+</sup>
17-May	New Mexico	L, 3-5 <sup>+</sup>
17-May	New Mexico	W, 14-0 <sup>+</sup>
22-May	BYU	WAC Championship W, 1-0
	BYU	WAC Championship W, 10-0
	Idaho	District 7 Playoff W, 7-1
	Idaho	District 7 Playoff W, 3-2
14-Jun	UCLA	College World Series W, 2-1
17-Jun	Massachusetts	College World Series W, 4-2
18-Jun	Tulsa	College World Series W, 11-3
19-Jun	NYU	College World Series W, 4-1
20-Jun	Tulsa	College World Series W, 10-1

## 1970 (30-22) Head Coach: Bobby Winkles WAC Record: 9-3 (2nd)

27-Feb	San Diego State	L, 5-7
28-Feb	San Diego State	W, 5-2
28-Feb	San Diego State	L, 1-4
7-Mar	San Fernando State	W, 1-0
7-Mar	San Fernando State	L, 1-2
7-Mar	San Fernando State	W, 9-3
12-Mar	Chapman	L, 3-4
13-Mar	Chapman	L, 1-5
14-Mar	Chapman	L, 4-5
14-Mar	Chapman	W, 10-3
19-Mar	Wyoming	W, 6-0

20-Mar	Wyoming	W, 6-2
21-Mar	Wyoming	W, 7-0
21-Mar	Wyoming	W, 7-6
23-Mar	Oregon State	Riverside Tournament W, 10-3
	Stanford	Riverside Tournament L, 0-1
24-Mar	St. Johns	Riverside Tournament W, 7-2
25-Mar	UC Riverside	Riverside Tournament W, 13-6
27-Mar	Air Force	Riverside Tournament W, 3-0
27-Mar	Tulsa	Riverside Tournament L, 10-11
28-Mar	USC	Riverside Tournament L, 2-5
30-Mar	Wisconsin	L, 1-6
30-Mar	Oklahoma	W, 5-0
31-Mar	Wisconsin	W, 7-5
1-Apr	Oklahoma	L, 3-12
1-Apr	Wisconsin	W, 14-6
2-Apr	Wisconsin	L, 9-10
3-Apr	Wisconsin	W, 8-4
4-Apr	Wisconsin	W, 1-0
4-Apr	Wisconsin	W, 17-7
7-Apr	NAU	W, 2-1
10-Apr	New Mexico	L, 1-4 <sup>+</sup>
11-Apr	New Mexico	W, 7-2 <sup>+</sup>
11-Apr	New Mexico	W, 10-3 <sup>+</sup>
14-Apr	Grand Canyon	L, 5-7
17-Apr	UTEP	W, 6-1 <sup>+</sup>
18-Apr	UTEP	L, 1-11 <sup>+</sup>
18-Apr	UTEP	W, 7-2 <sup>+</sup>
22-Apr	Grand Canyon	W, 7-3
24-Apr	at New Mexico	W, 4-0 <sup>+</sup>
25-Apr	at New Mexico	L, 1-4 <sup>+</sup>
25-Apr	at New Mexico	W, 5-2 <sup>+</sup>
29-Apr	NAU	W, 2-1
1-May	Arizona	L, 2-3 <sup>+</sup>
2-May	Arizona	L, 4-6 <sup>+</sup>
2-May	Arizona	W, 13-12 <sup>+</sup>
8-May	at UTEP	W, 7-2 <sup>+</sup>
9-May	at UTEP	W, 9-1 <sup>+</sup>
9-May	at UTEP	L, 1-2 <sup>+</sup>
15-May	at Arizona	L, 3-7 <sup>+</sup>
16-May	at Arizona	L, 0-4 <sup>+</sup>
16-May	at Arizona	L, 3-9 <sup>+</sup>

## 1971 (50-13) Head Coach: Bobby Winkles WAC Record: 15-3 (1st)

26-Feb	San Diego State	W, 5-1
27-Feb	San Diego State	W, 9-0
27-Feb	San Diego State	W, 2-1
1-Mar	Cal Poly Pomona	L, 2-5
2-Mar	Cal Poly Pomona	W, 2-1
5-Mar	San Fernando State	L, 4-5
6-Mar	San Fernando State	W, 1-0
6-Mar	San Fernando State	W, 3-2
8-Mar	Loyola (LA)	W, 20-2
9-Mar	Loyola (LA)	W, 4-1
11-Mar	Chapman	W, 7-4
12-Mar	Chapman	L, 4-12
13-Mar	Chapman	W, 3-0
13-Mar	Chapman	W, 12-2
15-Mar	Colorado State	W, 12-0
16-Mar	Colorado State	W, 14-1
17-Mar	Colorado State	W, 8-3
18-Mar	Loyola (New Orleans)	W, 8-0
19-Mar	Loyola (New Orleans)	W, 5-4
20-Mar	Loyola (New Orleans)	L, 1-3
20-Mar	Loyola (New Orleans)	W, 13-7
22-Mar	Oklahoma	Riverside Tournament W, 14-5
23-Mar	Kansas State	Riverside Tournament W, 7-0
24-Mar	Stanford	Riverside Tournament W, 13-3
25-Mar	UC Riverside	Riverside Tournament W, 11-0
25-Mar	Oregon State	Riverside Tournament W, 5-4
26-Mar	BYU	Riverside Tournament L, 4-10
27-Mar	Air Force	Riverside Tournament W, 4-3
27-Mar	Stanford	Riverside Tournament L, 5-7
29-Mar	Wyoming	W, 5-3
30-Mar	Wyoming	W, 8-6
31-Mar	Wyoming	W, 10-1
1-Apr	Wyoming	W, 17-6
2-Apr	Milwaukee Brewers Exhibition	L, 2-4
7-Apr	LaVerne	L, 4-12
8-Apr	LaVerne	L, 4-5
9-Apr	LaVerne	W, 3-1
12-Apr	Wisconsin	W, 11-2
13-Apr	Wisconsin	W, 12-0
14-Apr	Wisconsin	W, 7-2
16-Apr	at Arizona	W, 1-0 <sup>+</sup>
17-Apr	at Arizona	W, 6-3 <sup>+</sup>
17-Apr	at Arizona	W, 6-5 <sup>+</sup>
19-Apr	Grand Canyon	W, 3-1
20-Apr	NAU	W, 19-0
23-Apr	at UTEP	L, 2-10 <sup>+</sup>

# 2020 SUN DEVIL BASEBALL

24-Apr	at UTEP	W, 10-7*
24-Apr	at UTEP	W, 9-4*
30-Apr	Arizona	W, 7-3*
1-May	Arizona	W, 11-2*
1-May	Arizona	W, 9-8*
5-May	Grand Canyon	W, 6-2
7-May	at New Mexico	W, 6-2*
8-May	at New Mexico	L, 5-7*
8-May	at New Mexico	W, 9-2*
14-May	UTEP	L, 4-5*
15-May	UTEP	W, 15-4*
15-May	UTEP	W, 8-0*
21-May	New Mexico	W, 6-5*
22-May	New Mexico	W, 6-4*
22-May	New Mexico	W, 8-0*
28-May	BYU	WAC Championship W, 4-0
	BYU	WAC Championship L, 0-3
	BYU	WAC Championship L, 4-10

## 1972 (64-6) Head Coach: Jim Brock WAC Record: 18-0 (1st)

25-Feb	San Diego State	W, 11-1
26-Feb	San Diego State	W, 5-4
26-Feb	San Diego State	W, 13-0
28-Feb	Cal Poly Pomona	W, 6-5
Feb-29	Cal Poly Pomona	W, 8-2
3-Mar	San Fernando State	W, 22-0
4-Mar	San Fernando State	W, 7-4
4-Mar	San Fernando State	W, 8-7
6-Mar	Michigan	W, 26-1
7-Mar	Michigan	at Sun City W, 2-0
8-Mar	Michigan	W, 8-3
9-Mar	Chapman	W, 1-0
10-Mar	Chapman	L, 4-10
11-Mar	Chapman	W, 9-0
11-Mar	Chapman	W, 8-3
16-Mar	Northern Colorado	W, 16-0
16-Mar	California Angels	Exhibition W, 6-5
17-Mar	Northern Colorado	W, 10-2
18-Mar	Northern Colorado	W, 4-0
18-Mar	Northern Colorado	W, 14-1
20-Mar	Santa Clara	Riverside Tournament W, 5-2
21-Mar	South Carolina	Riverside Tournament W, 5-1
22-Mar	Tennessee	Riverside Tournament W, 11-5
22-Mar	Stanford	Riverside Tournament W, 7-2
23-Mar	UC Riverside	Riverside Tournament W, 5-0
24-Mar	Cornell	Riverside Tournament L, 1-3
25-Mar	UCLA	Riverside Tournament W, 12-1
25-Mar	Stanford	L, 2-9
27-Mar	Wyoming	Sun City W, 6-5
28-Mar	Wyoming	W, 15-4
29-Mar	Wyoming	W, 14-4
30-Mar	Wyoming	W, 5-3
31-Mar	LaVerne	W, 8-5
31-Mar	Milwaukee Brewers	Exhibition L, 1-8
1-Apr	LaVerne	W, 5-0
1-Apr	LaVerne	W, 4-3 (14)
3-Apr	Wisconsin	W, 9-4
4-Apr	Wisconsin	W, 10-3
5-Apr	Wisconsin	W, 7-2
7-Apr	New Mexico	W, 10-3*
8-Apr	New Mexico	W, 9-0*
8-Apr	New Mexico	W, 11-4*
11-Apr	Grand Canyon	W, 4-1
14-Apr	at UTEP	W, 10-4*
15-Apr	at UTEP	W, 6-4*
15-Apr	at UTEP	W, 12-1*
20-Apr	Arizona	W, 4-0*
21-Apr	Arizona	W, 3-2 (12)*
22-Apr	Arizona	W, 3-2 (11)*
28-Apr	at New Mexico	W, 1-0*
29-Apr	at New Mexico	W, 13-0*
29-Apr	at New Mexico	W, 10-2*
2-May	NAU	W, 4-0
5-May	UTEP	W, 30-0*
6-May	UTEP	W, 16-0*
6-May	UTEP	W, 8-0*
8-May	Grand Canyon	W, 3-0
9-May	NAU	W, 5-0
11-May	at Arizona	W, 6-0*
12-May	at Arizona	W, 9-4*
13-May	at Arizona	W, 7-3*
26-May	at BYU	WAC Playoffs L, 5-6 (10)
27-May	at BYU	WAC Playoffs W, 20-5
27-May	at BYU	WAC Playoffs W, 21-7
1-Jun	Weber State	District 7 Playoffs W, 8-1
2-Jun	Weber State	District 7 Playoffs W, 5-0
	Iowa	College World Series W, 2-1
11-Jun	Oklahoma	College World Series W, 1-0
12-Jun	USC	College World Series W, 3-0

14-Jun	Temple	College World Series W, 1-0
15-Jun	USC	College World Series L, 1-3
16-Jun	USC	College World Series L, 0-1

## 1973 (59-8) Head Coach: Jim Brock WAC Record: 16-1 (1st)

16-Feb	UC Irvine	L, 2-4 (10)
17-Feb	UC Irvine	W, 2-1 (8)
17-Feb	UC Irvine	W, 5-3
24-Feb	Long Beach State	W, 5-3 (7)
24-Feb	Long Beach State	W, 8-6
25-Feb	Long Beach State	W, 7-1
26-Feb	Cal Poly Pomona	W, 2-1 (14)
27-Feb	Cal Poly Pomona	W, 5-4
28-Feb	Cal Poly Pomona	W, 14-13
2-Mar	Cal State Northridge	W, 9-0
3-Mar	Cal State Northridge	L, 2-3 (7)
3-Mar	Cal State Northridge	W, 5-2
5-Mar	Michigan	W, 11-1
6-Mar	Michigan	W, 5-2
7-Mar	Michigan	W, 5-3
8-Mar	Chapman	W, 3-0
9-Mar	Wyoming	W, 7-4
9-Mar	Chapman	W, 6-1
10-Mar	Chapman	W, 13-1 (7)
10-Mar	Wyoming	W, 15-5
10-Mar	USC	W, 4-2
16-Mar	USC	W, 8-4
17-Mar	USC	W, 12-5
20-Mar	Colorado	W, 7-4
20-Mar	Milwaukee Brewers	Exhibition W, 9-7
22-Mar	Oakland A's	Exhibition L, 1-4 (6)
22-Mar	California Angels	Exhibition W, 3-2
23-Mar	Weber State	W, 7-3
24-Mar	Oklahoma	W, 9-8 (8)
24-Mar	Oklahoma	W, 4-3 (13)
26-Mar	USC	Riverside Tournament L, 1-3
27-Mar	UC Riverside	at Indio, Calif. W, 11-3
28-Mar	Massachusetts	Riverside Tournament W, 7-6 (15)
28-Mar	Stanford	Riverside Tournament W, 18-2
29-Mar	Hawaii	Riverside Tournament W, 7-3
30-Mar	Washington State	Riverside Tournament W, 8-0
31-Mar	Vanderbilt	Riverside Tournament L, 4-6
31-Mar	USC	Riverside Tournament L, 0-2 (12)
5-Apr	at Arizona	W, 9-2*
6-Apr	at Arizona	W, 13-10 (10)*
7-Apr	at Arizona	W, 7-4*
10-Apr	NAU	W, 6-3
13-Apr	UTEP	W, 5-2*
14-Apr	UTEP	W, 25-3*
14-Apr	UTEP	W, 9-4*
16-Apr	LaVerne	W, 7-3
17-Apr	LaVerne	W, 13-4
18-Apr	LaVerne	W, 6-4
20-Apr	New Mexico	W, 13-1*
21-Apr	New Mexico	W, 12-6*
21-Apr	New Mexico	W, 5-4*
24-Apr	Grand Canyon	W, 21-3
27-Apr	at UTEP	W, 20-7*
28-Apr	at UTEP	W, 17-2 (7)*
28-Apr	at UTEP	W, 13-3*
4-May	at New Mexico	W, 21-5*
4-May	at New Mexico	W, 11-4 (7)*
7-May	Grand Canyon	W, 4-1
10-May	Arizona	W, 10-7*
11-May	Arizona	W, 14-1*
12-May	Arizona	L, 4-5*
22-May	BYU	WAC Championship W, 9-0
23-May	BYU	WAC Championship W, 11-0
1-Jun	Denver	District 7 Playoffs W, 14-1
2-Jun	Denver	District 7 Playoffs W, 14-0
8-Jun	Penn State	College World Series W, 3-1
10-Jun	Minnesota	College World Series W, 3-0
11-Jun	USC	College World Series L, 1-3
12-Jun	Texas	College World Series W, 6-5
13-Jun	USC	College World Series L, 3-4

## 1974 (39-24) Head Coach: Jim Brock WAC Record: 12-6 (2nd)

15-Feb	Stanford	L, 6-7
16-Feb	Stanford	W, 9-4
16-Feb	Stanford	W, 2-0
18-Feb	UCLA	W, 7-2
18-Feb	UCLA	L, 6-7 (12)
19-Feb	UCLA	W, 14-2 (7)
22-Feb	UC Irvine	L, 2-4
23-Feb	UC Irvine	W, 7-1 (7)
23-Feb	UC Irvine	L, 4-6
26-Feb	UNLV	W, 11-1

27-Feb	UNLV	W, 15-0
1-Mar	Cal State Northridge	W, 4-3
1-Mar	Cal State Northridge	L, 3-4
2-Mar	Cal State Northridge	W, 7-0
4-Mar	Chapman	L, 5-14
5-Mar	Chapman	W, 3-2
6-Mar	Chapman	W, 10-1
9-Mar	Santa Clara	L, 2-3
10-Mar	Santa Clara	W, 6-5
10-Mar	Santa Clara	W, 10-4
11-Mar	California Angels	Exhibition W, 3-2
12-Mar	Milwaukee Brewers	Exhibition L, 2-5
14-Mar	Wyoming	W, 12-2
15-Mar	Chicago Cubs	Exhibition L, 7-10
15-Mar	Oklahoma	L, 4-11
16-Mar	Oklahoma	W, 4-3
16-Mar	Oklahoma	L, 6-10
18-Mar	Colorado	W, 9-6
20-Mar	at Cal State Fullerton	W, 13-3
21-Mar	at Long Beach State	W, 5-4
22-Mar	at USC	W, 12-10
23-Mar	at UC Irvine	L, 5-6
23-Mar	at USC	L, 9-14
25-Mar	at UC Riverside	W, 5-2
26-Mar	Oregon	Riverside Tournament W, 8-3
27-Mar	BYU	Riverside Tournament W, 11-2
27-Mar	Tulane	Riverside Tournament W, 9-2
28-Mar	Wisconsin	Riverside Tournament L, 10-12
29-Mar	Stanford	Riverside Tournament L, 7-8
30-Mar	UCLA	Riverside Tournament W, 5-0
5-Apr	at UTEP	L, 5-7*
6-Apr	at UTEP	W, 36-10*
6-Apr	at UTEP	W, 11-5*
7-Apr	USC	L, 4-6
8-Apr	LaVerne	L, 1-8
9-Apr	LaVerne	L, 3-11
10-Apr	LaVerne	L, 2-12
12-Apr	New Mexico	W, 12-1*
13-Apr	New Mexico	W, 11-1*
13-Apr	New Mexico	W, 11-0*
16-Apr	NAU	W, 6-0
18-Apr	Arizona	L, 0-6*
19-Apr	Arizona	W, 6-4*
20-Apr	Arizona	W, 6-3*
23-Apr	Grand Canyon	W, 6-2
26-Apr	UTEP	W, 3-2*
27-Apr	UTEP	W, 11-8*
27-Apr	UTEP	W, 4-0*
3-May	at New Mexico	W, 1-0*
4-May	at New Mexico	W, 10-2*
4-May	at New Mexico	W, 11-0*
7-May	Grand Canyon	L, 2-4
9-May	at Arizona	L, 3-14*
10-May	at Arizona	L, 9-14*
11-May	at Arizona	L, 1-11*

## 1975 (61-13) Head Coach: Jim Brock WAC Record: 16-2 (1st)

10-Feb	UC Santa Barbara	W, 9-1
11-Feb	UC Santa Barbara	L, 3-6
13-Feb	Stanford	W, 18-8
14-Feb	Stanford	W, 10-8
15-Feb	Stanford	W, 4-3
17-Feb	UC Riverside	W, 7-0
17-Feb	UC Riverside	W, 8-4
18-Feb	UC Riverside	W, 10-0
20-Feb	CS Dominguez Hills	W, 4-1
21-Feb	UC Irvine	W, 5-1
22-Feb	UC Irvine	W, 9-0
22-Feb	UC Irvine	W, 7-5
24-Feb	Cal State Fullerton	L, 6-7
25-Feb	Cal State Fullerton	W, 7-2
28-Feb	Cal State Fullerton	W, 4-3
28-Feb	Cal State Northridge	W, 7-2
1-Mar	Cal State Northridge	W, 4-3
1-Mar	Cal State Northridge	W, 5-4
3-Mar	Chapman	L, 5-7
4-Mar	Chapman	W, 9-4
5-Mar	Chapman	W, 2-1
5-Mar	UCLA	W, 15-3
6-Mar	LaVerne	W, 8-1
7-Mar	LaVerne	W, 5-2
7-Mar	Santa Clara	W, 4-3
8-Mar	Santa Clara	W, 7-4
10-Mar	Azusa Pacific	W, 5-3
11-Mar	Azusa Pacific	W, 8-0
13-Mar	Wyoming	W, 15-3
14-Mar	at UNLV	W, 9-5
18-Mar	at LaVerne	W, 13-2
19-Mar	at Cal State Fullerton	L, 8-10

20-Mar	at USC	L, 3-4
21-Mar	at USC	W, 3-0
25-Mar	USC	Best In West Tourney L, 6-10
26-Mar	Cal State Los Angeles	Best In West Tourney W, 16-3
27-Mar	BYU	Best In West Tourney W, 15-6
28-Mar	BYU	Best In West Tourney W, 17-2
29-Mar	USC	Best In West Tourney W, 2-1
4-Apr	New Mexico	W, 4-2*
5-Apr	New Mexico	W, 5-2*
5-Apr	New Mexico	W, 2-1*
8-Apr	Grand Canyon	W, 4-3
11-Apr	at UTEP	W, 9-1*
12-Apr	at UTEP	W, 12-0*
12-Apr	at UTEP	W, 18-6*
15-Apr	Grand Canyon	W, 3-0
17-Apr	at Arizona	W, 9-1*
18-Apr	at Arizona	W, 17-7*
19-Apr	at Arizona	W, 17-7*
21-Apr	at Oklahoma	L, 2-11
21-Apr	at Oklahoma	W, 4-3
22-Apr	at Tulsa	L, 3-4
25-Apr	UTEP	W, 9-2*
26-Apr	UTEP	W, 27-4*
26-Apr	UTEP	W, 10-1*
2-May	at New Mexico	W, 6-1*
3-May	at New Mexico	W, 18-4*
3-May	at New Mexico	W, 4-0*
6-May	NAU	W, 6-1
8-May	Arizona	L, 0-7*
9-May	Arizona	W, 8-4*
10-May	Arizona	L, 4-12*
15-May	BYU	WAC Playoffs W, 4-2
16-May	BYU	WAC Playoffs W, 12-1
23-May	Washington State	NCAA Regional (Tempe) W, 18-2
24-May	Puget Sound	NCAA Regional (Tempe) W, 20-3
25-May	Washington State	NCAA Regional (Tempe) L, 7-8
25-May	Washington State	NCAA Regional (Tempe) W, 5-1
6-Jun	Cal State Fullerton	College World Series W, 5-3
8-Jun	Texas	College World Series W, 5-2
11-Jun	South Carolina	College World Series L, 3-6
12-Jun	Oklahoma	College World Series W, 1-0
13-Jun	South Carolina	College World Series L, 1-4

## 1976 (64-10) Head Coach: Jim Brock WAC Record: 17-1 (1st)

13-Feb	Cal State Northridge	L, 5-7
14-Feb	Cal State Northridge	W, 10-4
14-Feb	Cal State Northridge	W, 8-6
18-Feb	Cal St. Dominguez Hills	W, 8-1
19-Feb	Cal St. Dominguez Hills	W, 26-0
21-Feb	at UNLV	W, 7-4
22-Feb	at UNLV	W, 14-7
27-Feb	Cal State Fullerton	W, 6-4
28-Feb	Cal State Fullerton	W, 5-4
1-Mar	Chapman	W, 11-6
2-Mar	Chapman	L, 0-7
2-Mar	Chapman	W, 9-1
5-Mar	UC Riverside	W, 6-2
6-Mar	UC Riverside	L, 5-12
6-Mar	UC Riverside	W, 4-0
8-Mar	La Verne	W, 12-6
9-Mar	La Verne	L, 7-10
9-Mar	La Verne	W, 10-7
11-Mar	Oklahoma	W, 4-0
11-Mar	Wyoming	W, 7-3
12-Mar	Oklahoma	W, 8-3
13-Mar	Oklahoma	W, 5-2
15-Mar	at Texas	L, 3-4
15-Mar	at Texas	L, 2-4
16-Mar	at Texas	W, 6-0
16-Mar	at Texas	W, 7-1
18-Mar	at Tulsa	W, 14-9
18-Mar	at Tulsa	W, 12-5
20-Mar	at Oklahoma	W, 19-5
20-Mar	at Oklahoma	W, 7-5
23-Mar	Oregon State	Riverside Invitational W, 11-9
23-Mar	BYU	Riverside Invitational W, 4-0
24-Mar	Tulsa	Riverside Invitational W, 7-3
25-Mar	Delaware	Riverside Invitational W, 13-5
25-Mar	UC Riverside	Riverside Invitational W, 13-2
26-Mar	Stanford	Riverside Invitational W, 8-2
27-Mar	Eastern Michigan	Riverside Invitational L, 6-7
28-Mar	Stanford	Riverside Invitational W, 13-0
31-Mar	Washington State	Best In West Tourney W, 13-3
1-Apr	BYU	Best In West Tourney W, 8-3
2-Apr	Oregon State	Best In West Tourney W, 9-8
2-Apr	Grand Canyon	Best In West Tourney W, 12-4
3-Apr	UNLV	Best In West Tourney W, 9-8
4-Apr	Grand Canyon	Best In West Tourney W, 7-3
8-Apr	Arizona	W, 7-2*

TWITTER: @ASU\_BASEBALL

INSTAGRAM: @ASU\_BASEBALL

FACEBOOK: SUNDEVILBASEBALL

Five-Time NCAA Champions (1965, 1967, 1969, 1977, 1981) | 22 College World Series Appearances | 21 Conference Championships

127 All-Americans | 14 National Players of the Year | 10 College Baseball Hall of Fame Members

442 Major League Baseball Draft Picks | 111 Major Leaguers | 50 Major League Baseball First-Round Draft Picks



# 2020 SUN DEVIL BASEBALL

9-Apr	Arizona	W, 11-9 <sup>A</sup>
10-Apr	Arizona	W, 6-5 <sup>A</sup>
13-Apr	Northern Arizona	W, 8-0
16-Apr	at New Mexico	W, 9-2 <sup>A</sup>
17-Apr	at New Mexico	L, 4-6 <sup>A</sup>
18-Apr	at New Mexico	W, 6-2 <sup>A</sup>
23-Apr	UTEP	W, 21-0 <sup>A</sup>
24-Apr	UTEP	W, 11-2 <sup>A</sup>
24-Apr	UTEP	W, 20-0 <sup>A</sup>
27-Apr	at Grand Canyon	W, 10-1
29-Apr	New Mexico	W, 12-3 <sup>A</sup>
30-Apr	New Mexico	W, 11-3 <sup>A</sup>
1-May	New Mexico	W, 13-8 <sup>A</sup>
7-May	at UTEP	W, 10-5 <sup>A</sup>
8-May	at UTEP	W, 9-0 <sup>A</sup>
8-May	at UTEP	W, 17-1 <sup>A</sup>
13-May	at Arizona	W, 21-1 <sup>A</sup>
14-May	at Arizona	W, 9-4 <sup>A</sup>
15-May	at Arizona	W, 14-9 <sup>A</sup>
20-May	BYU	WAC Playoffs
21-May	BYU	WAC Playoffs
28-May	Gonzaga	NCAA Regional (Tempe)
29-May	Memphis State	NCAA Regional (Tempe)
30-May	Minnesota	NCAA Regional (Tempe)
12-Jun	Arizona	College World Series
13-Jun	Eastern Michigan	College World Series
15-Jun	Washington State	College World Series
16-Jun	Maine	College World Series
18-Jun	Arizona	College World Series

## 1977 (57-12) National Champions Head Coach: Jim Brock WAC Record: 15-3 (1st)

16-Feb	Azusa Pacific	W, 12-7
16-Feb	Azusa Pacific	W, 15-3 (7)
18-Feb	Loyola Marymount	W, 4-2
19-Feb	Loyola Marymount	W, 9-4 (7)
19-Feb	Loyola Marymount	W, 10-1
21-Feb	Chapman	W, 7-5 (7)
21-Feb	Chapman	W, 7-6
22-Feb	Chapman	W, 22-8
25-Feb	Cal State Fullerton	W, 5-4 (7)
26-Feb	Cal State Fullerton	W, 7-3
26-Feb	Cal State Fullerton	L, 8-9
28-Feb	LaVerne	W, 9-8
1-Mar	LaVerne	W, 8-2 (7)
3-Mar	USC	W, 7-5
4-Mar	USC	L, 9-12
5-Mar	USC	W, 8-4
6-Mar	Cal State Northridge	W, 8-6
7-Mar	UNLV	W, 6-5
8-Mar	UNLV	W, 7-0
10-Mar	Wyoming	W, 14-0
11-Mar	Fresno State	W, 6-4
11-Mar	Fresno State	W, 4-3
12-Mar	Fresno State	W, 9-5
14-Mar	at UNLV	L, 12-14
15-Mar	at UNLV	W, 13-8
17-Mar	at USC	W, 10-3
18-Mar	at USC	L, 8-10
19-Mar	at USC	L, 6-9
23-Mar	at Arizona	L, 8-9
24-Mar	Grand Canyon	Best In West Tourney
24-Mar	Pepperdine	Best In West Tourney
25-Mar	Oregon State	Best In West Tourney
26-Mar	Northern Arizona	Best In West Tourney
26-Mar	Arizona	Best In West Tourney
29-Mar	at Hawaii	L, 3-0 (7)
29-Mar	at Hawaii	L, 6-0
30-Mar	at Hawaii	W, 7-0
30-Mar	at Hawaii	W, 13-3
8-Apr	at New Mexico	W, 4-1 <sup>A</sup>
9-Apr	at New Mexico	L, 2-1 (17) <sup>A</sup>
9-Apr	at New Mexico	L, 4-2 <sup>A</sup>
15-Apr	UTEP	W, 15-0 (7) <sup>A</sup>
15-Apr	UTEP	W, 21-4 <sup>A</sup>
16-Apr	UTEP	W, 13-2 <sup>A</sup>
21-Apr	at Arizona	L, 6-9 <sup>A</sup>
22-Apr	at Arizona	W, 10-4 <sup>A</sup>
23-Apr	at Arizona	W, 13-6 <sup>A</sup>
26-Apr	Grand Canyon	W, 15-2
28-Apr	New Mexico	W, 12-4 <sup>A</sup>
29-Apr	New Mexico	W, 11-2 <sup>A</sup>
30-Apr	New Mexico	W, 14-1 <sup>A</sup>
3-May	at Northern Arizona	W, 17-10
6-May	at UTEP	W, 27-1 <sup>A</sup>
7-May	at UTEP	W, 4-2 <sup>A</sup>
7-May	at UTEP	W, 17-1 <sup>A</sup>
11-May	Arizona	W, 5-4 <sup>A</sup>
12-May	Arizona	W, 7-2 <sup>A</sup>

14-May	Arizona	W, 11-7 <sup>A</sup>
19-May	BYU	W, 7-2
20-May	BYU	WAC Playoffs
27-May	Cal State Fullerton	NCAA Regional (Tempe)
28-May	Washington State	NCAA Regional (Tempe)
29-May	Washington State	NCAA Regional (Tempe)
10-Jun	Clemson	College World Series
13-Jun	Southern Illinois	College World Series
14-Jun	Minnesota	College World Series
16-Jun	South Carolina	College World Series
17-Jun	Southern Illinois	College World Series
18-Jun	South Carolina	College World Series

## 1978 (56-12) Head Coach: Jim Brock WAC Record: 15-3 (1st)

11-Feb	Cal State Northridge	W, 22-8
12-Feb	Cal State Northridge	W, 9-1
12-Feb	Cal State Northridge	W, 7-2
14-Feb	Chico State	W, 8-3
16-Feb	Baylor	W, 3-1
16-Feb	Baylor	W, 5-1
17-Feb	Fresno State	L, 5-7
18-Feb	Fresno State	W, 15-0
18-Feb	Fresno State	W, 6-4
20-Feb	UC Riverside	W, 11-7
20-Feb	UC Riverside	W, 9-7
21-Feb	UC Riverside	W, 13-5
22-Feb	Azusa Pacific	W, 8-2
24-Feb	Cal Poly Pomona	W, 7-4
25-Feb	Cal Poly Pomona	W, 12-4
25-Feb	Cal Poly Pomona	W, 12-4
2-Mar	USC	W, 13-9
3-Mar	USC	W, 13-7
6-Mar	Chapman	L, 4-5
7-Mar	Chapman	W, 17-1
8-Mar	Chapman	W, 9-4
11-Mar	at UNLV	L, 3-5
11-Mar	at UNLV	W, 4-3
12-Mar	at UNLV	W, 18-10
13-Mar	LaVerne	W, 5-1
14-Mar	LaVerne	W, 5-3
15-Mar	Arizona	Best In West Tourney
16-Mar	Grand Canyon	Best In West Tourney
16-Mar	Eastern Michigan	Best In West Tourney
18-Mar	NAU	Best In West Tourney
19-Mar	Arizona	Best In West Tourney
31-Mar	at USC	L, 0-11
1-Apr	at USC	L, 6-11
2-Apr	at USC	L, 1-10
7-Apr	UTEP	W, 6-4 <sup>A</sup>
8-Apr	UTEP	W, 15-3 <sup>A</sup>
8-Apr	UTEP	W, 12-6 <sup>A</sup>
11-Apr	at Grand Canyon	W, 10-9
14-Apr	New Mexico	W, 10-2 <sup>A</sup>
15-Apr	New Mexico	W, 22-3 <sup>A</sup>
15-Apr	New Mexico	W, 15-9 <sup>A</sup>
20-Apr	Arizona	W, 15-9 <sup>A</sup>
21-Apr	Arizona	W, 10-8 <sup>A</sup>
22-Apr	Arizona	W, 11-10 (10) <sup>A</sup>
25-Apr	Grand Canyon	W, 9-3
28-Apr	at New Mexico	L, 5-9 <sup>A</sup>
29-Apr	at New Mexico	W, 14-8 (10) <sup>A</sup>
29-Apr	at New Mexico	W, 14-4 <sup>A</sup>
1-May	UNLV	W, 8-2
2-May	UNLV	W, 7-6
5-May	UTEP	W, 11-1 <sup>A</sup>
6-May	UTEP	W, 20-3 <sup>A</sup>
6-May	UTEP	W, 15-0 <sup>A</sup>
11-May	at Arizona	L, 3-5 <sup>A</sup>
12-May	at Arizona	L, 7-10 <sup>A</sup>
13-May	at Arizona	W, 11-6 <sup>A</sup>
18-May	BYU	WAC Playoffs
19-May	BYU	WAC Playoffs
26-May	UNLV	NCAA Regional (Tempe)
26-May	Washington State	NCAA Regional (Tempe)
27-May	UNLV	NCAA Regional (Tempe)
28-May	Gonzaga	NCAA Regional (Tempe)
28-May	Gonzaga	NCAA Regional (Tempe)
3-Jun	St. John's	College World Series
4-Jun	Oral Roberts	College World Series
6-Jun	USC	College World Series
7-Jun	Miami, Fla.	College World Series
8-Jun	USC	College World Series

## 1980 (38-25-1) Head Coach: Jim Brock Pac-10 Record: 15-15 (3rd)

4-Feb	Azusa Pacific	W, 8-4
5-Feb	Azusa Pacific	W, 11-1
6-Feb	Azusa Pacific	W, 8-2
8-Feb	New Mexico	W, 16-2
9-Feb	New Mexico	W, 13-0
9-Feb	New Mexico	W, 4-3
11-Feb	Cal State Northridge	W, 20-5
12-Feb	Cal State Northridge	W, 12-9
15-Feb	at Hawai'i	W, 13-11
15-Feb	at Hawai'i	L, 7-8
16-Feb	at Hawai'i	L, 6-8
16-Feb	at Hawai'i	L, 12-13
17-Feb	at Hawai'i	W, 8-7
17-Feb	at Hawai'i	L, 2-4
24-Feb	Houston	W, 11-4
24-Feb	Houston	W, 5-0
25-Feb	Houston	W, 9-4
26-Feb	LaVerne	W, 8-3
26-Feb	LaVerne	W, 5-3
27-Feb	Cal St. Dominguez Hills	L, 7-9
28-Feb	Cal St. Dominguez Hills	W, 16-0
29-Feb	Cal State Fullerton	W, 13-10
1-Mar	Cal State Fullerton	W, 8-7
1-Mar	Cal State Fullerton	W, 5-3

5-Feb	Chapman	W, 4-2
6-Feb	Chapman	L, 4-7
6-Feb	Chapman	W, 7-5
9-Feb	Fresno State	W, 1-0
10-Feb	Fresno State	W, 13-9
10-Feb	Fresno State	W, 5-4
12-Feb	Cal State Northridge	W, 13-12
13-Feb	Cal State Northridge	W, 19-3
16-Feb	Cal Poly Pomona	W, 13-5
17-Feb	Cal Poly Pomona	L, 1-5
17-Feb	Cal Poly Pomona	L, 7-10
19-Feb	UC Riverside	W, 18-2
19-Feb	UC Riverside	W, 15-0
20-Feb	UC Riverside	L, 4-9
23-Feb	Cal State Fullerton	W, 5-4
24-Feb	Cal State Fullerton	W, 10-3
25-Feb	Cal State Fullerton	L, 12-18
26-Feb	LaVerne	W, 14-2
27-Feb	LaVerne	L, 5-8
3-Mar	at UCLA	L, 4-5 (11) <sup>A</sup>
3-Mar	at UCLA	L, 6-7 (11) <sup>A</sup>
4-Mar	at UCLA	L, 2-19 <sup>A</sup>
6-Mar	Azusa Pacific	W, 9-4
8-Mar	California	L, 1-5 <sup>A</sup>
9-Mar	California	W, 6-4 <sup>A</sup>
10-Mar	California	L, 5-9 <sup>A</sup>
12-Mar	Wyoming	W, 21-0
12-Mar	Oklahoma	W, 8-4
13-Mar	Oklahoma	W, 13-1
17-Mar	at Stanford	L, 4-8 <sup>A</sup>
17-Mar	at Stanford	W, 12-4 <sup>A</sup>
19-Mar	at Miami, Fla.	L, 0-9
20-Mar	at Miami, Fla.	L, 1-10
21-Mar	at Miami, Fla.	L, 9-11
22-Mar	South Florida	W, 6-1
23-Mar	South Florida	W, 3-2
26-Mar	Seattle Mariners Exhibition	L, 3-11
30-Mar	USC	L, 2-6 <sup>A</sup>
31-Mar	USC	W, 5-1 <sup>A</sup>
1-Apr	USC	W, 7-5 <sup>A</sup>
5-Apr	at Arizona	L, 4-10 <sup>A</sup>
6-Apr	at Arizona	L, 9-12 <sup>A</sup>
7-Apr	at Arizona	L, 5-8 <sup>A</sup>
10-Apr	NAU	W, 12-7
12-Apr	Stanford	L, 7-15 <sup>A</sup>
13-Apr	Stanford	W, 11-9 <sup>A</sup>
14-Apr	Stanford	W, 19-9 <sup>A</sup>
14-Apr	Stanford	L, 4-6 <sup>A</sup>
17-Apr	at Grand Canyon	W, 2-1
19-Apr	UCLA	L, 3-4 <sup>A</sup>
20-Apr	UCLA	L, 4-8 <sup>A</sup>
21-Apr	UCLA	L, 5-6 <sup>A</sup>
24-Apr	Grand Canyon	W, 10-6
27-Apr	at California	L, 5-6 <sup>A</sup>
28-Apr	at California	W, 9-2 <sup>A</sup>
28-Apr	at California	L, 3-6 <sup>A</sup>
3-May	at USC	W, 5-3 <sup>A</sup>
4-May	at USC	L, 4-6 <sup>A</sup>
5-May	at USC	L, 8-13 <sup>A</sup>
10-May	Arizona	L, 1-12 <sup>A</sup>
11-May	Arizona	L, 6-9 <sup>A</sup>
12-May	Arizona	L, 4-6 <sup>A</sup>

## 1981 (55-13) National Champions Head Coach: Jim Brock Pac-10 Record: 28-3 (1st)

2-Feb	Long Beach State	W, 6-4
3-Feb	Long Beach State	W, 15-9
4-Feb	Long Beach State	W, 21-10
6-Feb	at Cal State Fullerton	L, 1-3
7-Feb	at Cal State Fullerton	L, 5-7
11-Feb	UC Riverside	W, 10-5
14-Feb	Wichita State	W, 12-10
15-Feb	Wichita State	L, 9-10
16-Feb	Wichita State	W, 11-2
18-Feb	Azusa Pacific	W, 17-10
19-Feb	Azusa Pacific	W, 9-0
20-Feb	New Mexico	W, 16-13
21-Feb	New Mexico	W, 19-15
22-Feb	New Mexico	W, 10-2
23-Feb	LaVerne	W, 14-4
25-Feb	LaVerne	W, 12-4
27-Feb	UNLV	W, 4-3
28-Feb	UNLV	W, 8-3
1-Mar	UNLV	W, 7-5
3-Mar	BYU	W, 17-2
3-Mar	BYU	L, 4-5
6-Mar	at UCLA	W, 13-9 <sup>A</sup>
7-Mar	at UCLA	W, 10-1 <sup>A</sup>
8-Mar	at UCLA	W, 15-5 <sup>A</sup>
10-Mar	at Fresno State	L, 5-7
11-Mar	at Santa Clara	L, 0-2
14-Mar	at California	W, 8-6 <sup>A</sup>
14-Mar	at California	W, 10-6 <sup>A</sup>
18-Mar	UTEP	W, 21-0 <sup>A</sup>
20-Mar	USC	W, 7-4 <sup>A</sup>
21-Mar	USC	W, 20-12 <sup>A</sup>
22-Mar	USC	W, 10-6 <sup>A</sup>
24-Mar	Grand Canyon	L, 3-5
27-Mar	Stanford	W, 9-2 <sup>A</sup>
28-Mar	Stanford	W, 12-7 <sup>A</sup>
29-Mar	Stanford	W, 9-6 <sup>A</sup>
31-Mar	Lewis-Clark State	W, 17-7
2-Apr	at Arizona	L, 4-9 <sup>A</sup>
3-Apr	at Arizona	W, 10-8 <sup>A</sup>
4-Apr	at Arizona	W, 23-11 <sup>A</sup>
7-Apr	Grand Canyon	W, 14-9
9-Apr	California	W, 8-7 <sup>A</sup>
10-Apr	California	W, 19-5 <sup>A</sup>
11-Apr	California	W, 6-4 <sup>A</sup>
12-Apr	California	W, 8-4 <sup>A</sup>
14-Apr	NAU	L, 4-5

Five-Time NCAA Champions (1965, 1967, 1969, 1977, 1981) | 22 College World Series Appearances | 21 Conference Championships

127 All-Americans | 14 National Players of the Year | 10 College Baseball Hall of Fame Members

442 Major League Baseball Draft Picks | 111 Major Leaguers | 50 Major League Baseball First-Round Draft Picks

TWITTER: @ASU\_BASEBALL

INSTAGRAM: @ASU\_BASEBALL

FACEBOOK: SUNDEVILBASEBALL

# 2020 SUN DEVIL BASEBALL

16-Apr	at USC	W, 6-0 <sup>A</sup>
17-Apr	at USC	W, 13-3 <sup>A</sup>
18-Apr	at USC	W, 13-2 <sup>A</sup>
21-Apr	at NAU	W, 7-4
24-Apr	UCLA	W, 6-5 (10) <sup>A</sup>
25-Apr	UCLA	W, 10-9 (10) <sup>A</sup>
26-Apr	UCLA	W, 14-9 <sup>A</sup>
1-May	at Stanford	L, 3-18 <sup>A</sup>
2-May	at Stanford	L, 4-9 <sup>A</sup>
3-May	at Stanford	L, 4-16 <sup>A</sup>
7-May	Arizona	W, 10-6 <sup>A</sup>
8-May	Arizona	W, 13-4 <sup>A</sup>
9-May	Arizona	W, 6-5 <sup>A</sup>
22-May	Gonzaga	NCAA Regional (Tempe) W, 9-6
23-May	Cal State Fullerton	NCAA Regional (Tempe) W, 18-9
24-May	Cal State Fullerton	NCAA Regional (Tempe) W, 12-7
1-Jun	Texas	College World Series W, 11-2
2-Jun	Mississippi State	College World Series W, 4-3
5-Jun	Oklahoma State	College World Series L, 10-11 (13)
6-Jun	South Carolina	College World Series W, 10-7
7-Jun	Texas	College World Series W, 12-3
8-Jun	Oklahoma State	College World Series W, 7-4

## 1982 (57-16) Head Coach: Jim Brock Pac-10 Record: 23-5 (1st)

1-Feb	Chico State	W, 12-7
2-Feb	Chico State	W, 17-1
3-Feb	UC Santa Barbara	W, 9-7
4-Feb	UC Santa Barbara	W, 14-3
5-Feb	Grand Canyon	W, 11-3
6-Feb	at Grand Canyon	W, 8-5
6-Feb	at Grand Canyon	L, 4-5
9-Feb	Cal State Northridge	L, 2-3
9-Feb	Cal State Northridge	W, 6-3
12-Feb	Chapman	W, 9-5
13-Feb	Chapman	W, 6-4
13-Feb	Chapman	W, 5-4
15-Feb	LaVerne	W, 16-0
16-Feb	LaVerne	W, 15-7
17-Feb	LaVerne	W, 14-2
18-Feb	Wichita State	W, 7-1
19-Feb	Wichita State	W, 3-2
20-Feb	Wichita State	W, 18-0
22-Feb	Cal St. Dominguez Hills	W, 13-3
23-Feb	Cal St. Dominguez Hills	W, 23-4
26-Feb	Arizona	L, 5-8 <sup>A</sup>
27-Feb	Arizona	W, 5-4 (14) <sup>A</sup>
28-Feb	Arizona	W, 9-5 <sup>A</sup>
1-Mar	at Hawai'i	W, 2-1 (11)
2-Mar	at Hawai'i	L, 0-4
2-Mar	at Hawai'i	W, 6-4
3-Mar	at Hawai'i	W, 5-3
7-Mar	at Lamar	W, 4-1
7-Mar	at Lamar	L, 0-1 (Victory Vacated)
9-Mar	Mesa (Co.) College	W, 11-10
10-Mar	at Seattle Mariners Exhibition	L, 0-12
13-Mar	at UCLA	W, 4-2 <sup>A</sup>
14-Mar	at UCLA	W, 4-3 <sup>A</sup>
19-Mar	at UNLV	W, 6-0
20-Mar	at UNLV	L, 7-11
21-Mar	at UNLV	W, 8-6
27-Mar	at USC	L, 3-4 <sup>A</sup>
27-Mar	at USC	W, 4-3 <sup>A</sup>
28-Mar	at USC	W, 10-4 <sup>A</sup>
2-Apr	Stanford	W, 15-4 <sup>A</sup>
3-Apr	Stanford	W, 8-7 <sup>A</sup>
4-Apr	Stanford	W, 19-5 <sup>A</sup>
8-Apr	USC	W, 23-4 <sup>A</sup>
9-Apr	USC	W, 1-0 <sup>A</sup>
10-Apr	USC	W, 5-4 <sup>A</sup>
12-Apr	Grand Canyon	W, 17-7
16-Apr	at California	W, 10-3 <sup>A</sup>
17-Apr	at California	L, 1-2 <sup>A</sup>
18-Apr	at California	W, 9-5 <sup>A</sup>
19-Apr	at Stanford	L, 0-8 <sup>A</sup>
20-Apr	at Stanford	W, 12-7 <sup>A</sup>
21-Apr	at Stanford	W, 15-3 <sup>A</sup>
23-Apr	UNLV	W, 11-2
24-Apr	UNLV	W, 13-7
27-Apr	Grand Canyon	W, 10-1
29-Apr	UCLA	W, 6-2 <sup>A</sup>
30-Apr	UCLA	W, 10-4 <sup>A</sup>
1-May	UCLA	W, 18-4 <sup>A</sup>
2-May	UCLA	W, 9-2 <sup>A</sup>
3-May	California	W, 20-1 <sup>A</sup>
8-May	at Wichita State	W, 9-8
9-May	at Wichita State	L, 4-15
9-May	at Wichita State	L, 2-6
13-May	at Arizona	W, 6-4 <sup>A</sup>

14-May	at Arizona	W, 7-4 <sup>A</sup>
15-May	at Arizona	L, 4-5 (10) <sup>A</sup>
21-May	Miami, Fla.	L, 6-8
22-May	Miami, Fla.	W, 3-1
23-May	Miami, Fla.	W, 8-7
28-May	San Diego State	NCAA Regional (Tempe) W, 6-1
29-May	Cal State Fullerton	NCAA Regional (Tempe) L, 9-10
30-May	Houston	NCAA Regional (Tempe) W, 9-5
30-May	Cal State Fullerton	NCAA Regional (Tempe) L, 7-8

## 1983 (44-24) Head Coach: Jim Brock Pac-10 Record: 17-13 (2nd)

31-Jan	Cal State Los Angeles	W, 7-4
1-Feb	Cal State Los Angeles	W, 18-3
2-Feb	Cal State Los Angeles	W, 10-5
4-Feb	at Miami, Fla.	W, 4-3
5-Feb	at Miami, Fla.	L, 5-16
6-Feb	at Miami, Fla.	L, 5-13
8-Feb	Cal State Northridge	W, 7-5
8-Feb	Cal State Northridge	W, 2-0
9-Feb	UC Riverside	W, 2-1 (10)
11-Feb	New Mexico	W, 5-2
12-Feb	New Mexico	W, 17-1
12-Feb	New Mexico	W, 9-2
14-Feb	LaVerne	W, 11-3
15-Feb	LaVerne	W, 19-1
17-Feb	UTEP	W, 7-3
18-Feb	UC Santa Barbara	W, 8-2
19-Feb	UC Santa Barbara	W, 18-2
19-Feb	UC Santa Barbara	W, 11-1
25-Feb	California	W, 9-0 <sup>A</sup>
26-Feb	California	W, 11-2 <sup>A</sup>
27-Feb	California	L, 4-5 <sup>A</sup>
6-Mar	at USC	L, 3-7 <sup>A</sup>
6-Mar	at USC	L, 5-6 <sup>A</sup>
7-Mar	at USC	W, 3-2 <sup>A</sup>
8-Mar	Mesa (Co.) College	W, 10-5
11-Mar	UCLA	W, 4-3 <sup>A</sup>
12-Mar	UCLA	L, 6-7 <sup>A</sup>
13-Mar	UCLA	L, 4-5 (10) <sup>A</sup>
15-Mar	at UNLV	W, 16-8
16-Mar	at UNLV	W, 8-7
18-Mar	at Texas	L, 2-11
19-Mar	at Texas	L, 0-6
25-Mar	at Stanford	L, 8-9 <sup>A</sup>
26-Mar	at Stanford	L, 5-6 <sup>A</sup>
28-Mar	at Stanford	L, 2-23 <sup>A</sup>
31-Mar	at California	W, 4-1 <sup>A</sup>
1-Apr	at California	W, 4-2 <sup>A</sup>
2-Apr	at California	L, 2-7 <sup>A</sup>
5-Apr	Grand Canyon	W, 10-5
7-Apr	at Arizona	L, 3-4 <sup>A</sup>
8-Apr	at Arizona	W, 14-7 <sup>A</sup>
9-Apr	at Arizona	W, 3-2 <sup>A</sup>
15-Apr	USC	W, 9-5 <sup>A</sup>
16-Apr	USC	W, 13-5 <sup>A</sup>
17-Apr	USC	W, 11-7 <sup>A</sup>
22-Apr	Stanford	W, 2-0 <sup>A</sup>
23-Apr	Stanford	W, 10-1 <sup>A</sup>
24-Apr	Stanford	L, 7-9 <sup>A</sup>
26-Apr	at Grand Canyon	L, 6-8
30-Apr	at UCLA	W, 6-4 <sup>A</sup>
1-May	at UCLA	W, 5-2 <sup>A</sup>
1-May	at UCLA	W, 10-5 <sup>A</sup>
4-May	UNLV	L, 7-8
4-May	UNLV	W, 15-2
5-May	Grand Canyon	L, 3-8
11-May	Arizona	W, 9-5 <sup>A</sup>
12-May	Arizona	L, 2-5 <sup>A</sup>
13-May	Arizona	L, 3-5 (10) <sup>A</sup>
14-May	at Hawai'i	W, 7-6
15-May	at Hawai'i	L, 5-15
16-May	at Hawai'i	L, 3-5
27-May	BYU	NCAA Regional (Tempe) W, 19-11
28-May	Cal State Fullerton	NCAA Regional (Tempe) W, 8-0
29-May	Fresno State	NCAA Regional (Tempe) W, 7-2
4-Jun	Alabama	College World Series L, 0-1
6-Jun	Maine	College World Series W, 7-0
8-Jun	Oklahoma State	College World Series W, 6-5
10-Jun	Alabama	College World Series L, 0-6

## 1984 (55-20) Head Coach: Jim Brock Pac-10 Record: 23-7 (1st)

1-Feb	Cal State Los Angeles	W, 8-3
2-Feb	Cal State Los Angeles	W, 8-0
3-Feb	Cal Poly Pomona	L, 6-7
4-Feb	Cal Poly Pomona	W, 13-10
4-Feb	Cal Poly Pomona	W, 6-3

6-Feb	Lubbock Christian	W, 12-2
7-Feb	Lubbock Christian	L, 9-10
8-Feb	Lubbock Christian	W, 5-3
10-Feb	New Mexico	W, 5-1
11-Feb	New Mexico	W, 9-5
11-Feb	New Mexico	W, 5-2
16-Feb	Pepperdine	W, 15-4
17-Feb	Pepperdine	W, 11-6
18-Feb	Pepperdine	L, 7-9
23-Feb	Texas	L, 4-6
24-Feb	Texas	W, 4-0
25-Feb	Texas	W, 6-5
27-Feb	Oklahoma State	W, 9-5
28-Feb	Oklahoma State	W, 4-0
1-Feb	Oklahoma State	W, 10-9
2-Mar	at Hawai'i	L, 3-4
3-Mar	at Hawai'i	L, 3-8
3-Mar	at Hawai'i	W, 13-7
4-Mar	at Hawai'i	W, 5-4
6-Mar	Grand Canyon	L, 4-15
7-Mar	Mesa State	W, 6-3
9-Mar	Arizona	W, 7-4 <sup>A</sup>
10-Mar	Arizona	W, 11-1 <sup>A</sup>
11-Mar	Arizona	W, 7-2 <sup>A</sup>
13-Mar	at Texas	L, 5-6
14-Mar	at Texas	L, 2-3
16-Mar	USC	W, 9-0 <sup>A</sup>
17-Mar	USC	L, 3-8 <sup>A</sup>
18-Mar	USC	W, 15-2 <sup>A</sup>
23-Mar	at California	W, 11-4 <sup>A</sup>
24-Mar	at California	W, 10-5 <sup>A</sup>
25-Mar	at California	W, 6-2 <sup>A</sup>
30-Mar	UCLA	W, 13-3 <sup>A</sup>
31-Mar	UCLA	W, 11-6 <sup>A</sup>
1-Apr	UCLA	W, 14-13 <sup>A</sup>
6-Apr	at Stanford	W, 12-2 <sup>A</sup>
7-Apr	at Stanford	W, 7-6 <sup>A</sup>
8-Apr	at Stanford	W, 7-6 <sup>A</sup>
10-Apr	at Grand Canyon	L, 5-8
13-Apr	at USC	L, 7-8 <sup>A</sup>
14-Apr	at USC	L, 4-12 <sup>A</sup>
15-Apr	at USC	W, 7-6 <sup>A</sup>
17-Apr	Grand Canyon	W, 9-4
18-Apr	California Lutheran	W, 9-1
19-Apr	California	W, 14-9 <sup>A</sup>
20-Apr	California	L, 6-7 <sup>A</sup>
21-Apr	California	W, 10-2 <sup>A</sup>
23-Apr	LaVerne	W, 7-3
24-Apr	LaVerne	W, 22-0
27-Apr	at UCLA	W, 11-5 <sup>A</sup>
28-Apr	at UCLA	W, 19-10 <sup>A</sup>
29-Apr	at UCLA	W, 8-5 <sup>A</sup>
1-May	UNLV	W, 9-8
1-May	UNLV	W, 10-4
4-May	Stanford	W, 8-7 <sup>A</sup>
5-May	Stanford	L, 4-6 <sup>A</sup>
6-May	Stanford	L, 11-13 <sup>A</sup>
11-May	at Arizona	W, 8-5 <sup>A</sup>
12-May	at Arizona	W, 6-4 <sup>A</sup>
13-May	at Arizona	L, 5-9 <sup>A</sup>
17-May	North Carolina	W, 6-4
18-May	North Carolina	L, 1-3
19-May	North Carolina	W, 9-6
25-May	Washington State	NCAA Regional (Tempe) W, 8-4
26-May	Hawaii	NCAA Regional (Tempe) W, 15-11
27-May	Stanford	NCAA Regional (Tempe) W, 5-4
2-Jun	Miami, Fla.	College World Series W, 9-6
5-Jun	Oklahoma State	College World Series W, 23-12
7-Jun	Texas	College World Series L, 4-8
8-Jun	Cal State Fullerton	College World Series L, 1-6

## 1985 (31-35) Head Coach: Jim Brock Pac-10 Record: 15-15 (4th)

31-Jan	UC Santa Barbara	W, 9-8
1-Feb	UC Santa Barbara	L, 4-12
2-Feb	UC Santa Barbara	L, 1-6
4-Feb	Lubbock Christian	W, 7-2
5-Feb	Lubbock Christian	L, 4-8
6-Feb	Lubbock Christian	W, 10-2
8-Feb	Cal State Fullerton	W, 16-5
9-Feb	Cal State Fullerton	W, 7-3
10-Feb	Cal State Fullerton	L, 3-15
11-Feb	Cal State Northridge	L, 4-7
12-Feb	Cal State Northridge	L, 3-5
14-Feb	at Grand Canyon	L, 4-14
15-Feb	Grand Canyon	L, 7-9
16-Feb	at Grand Canyon	W, 8-6
16-Feb	Grand Canyon	L, 4-10
18-Feb	Cal Poly SLO	L, 0-8

19-Feb	Cal Poly SLO	W, 18-11
22-Feb	Texas	L, 7-13
23-Feb	Texas	L, 5-9
24-Feb	Texas	L, 5-7
25-Feb	UC Riverside	L, 8-9
26-Feb	UC Riverside	W, 5-3
1-Mar	at Stanford	L, 8-9 <sup>A</sup>
2-Mar	at Stanford	L, 7-11 <sup>A</sup>
3-Mar	at Stanford	L, 7-10 <sup>A</sup>
8-Mar	California	L, 3-8 <sup>A</sup>
9-Mar	California	L, 5-13 <sup>A</sup>
10-Mar	California	W, 16-6 <sup>A</sup>
11-Mar	at UC Santa Barbara	L, 1-9
12-Mar	at UC Santa Barbara	L, 9-12
14-Mar	UCLA	W, 9-2 <sup>A</sup>
15-Mar	UCLA	W, 7-6 <sup>A</sup>
16-Mar	UCLA	W, 8-1 <sup>A</sup>
18-Mar	Nebraska	W, 10-6
19-Mar	Nebraska	L, 5-11
20-Mar	Nebraska	W, 12-11
22-Mar	at USC	W, 9-7 <sup>A</sup>
23-Mar	at USC	L, 3-8 <sup>A</sup>
24-Mar	at USC	W, 11-9 <sup>A</sup>
26-Mar	UCLA	Riverside Tournament W, 9-3
27-Mar	Oregon State	Riverside Tournament L, 2-13
27-Mar	Harvard	Riverside Tournament W, 5-3
28-Mar	Missouri	Riverside Tournament W, 14-7
29-Mar	San Diego State	Riverside Tournament L, 4-9
29-Mar	Air Force	Riverside Tournament W, 13-1
30-Mar	UC Riverside	Riverside Tournament W, 8-6
5-Apr	at Arizona	L, 12-13 <sup>A</sup>
6-Apr	at Arizona	W, 19-10 <sup>A</sup>
7-Apr	at Arizona	L, 4-11 <sup>A</sup>
12-Apr	USC	W, 12-4 <sup>A</sup>
13-Apr	USC	W, 7-5 <sup>A</sup>
14-Apr	USC	W, 14-10 <sup>A</sup>
19-Apr	at California	L, 6-7 <sup>A</sup>
20-Apr	at California	W, 8-7 <sup>A</sup>
21-Apr	at California	L, 4-12 <sup>A</sup>
26-Apr	at UCLA	W, 9-8 <sup>A</sup>
27-Apr	at UCLA	L, 10-11 <sup>A</sup>
28-Apr	at UCLA	L, 5-8 <sup>A</sup>
30-Apr	UNLV	W, 5-3
30-Apr	UNLV	L, 3-6
3-May	Stanford	L, 8-15 <sup>A</sup>
4-May	Stanford	W, 13-8 <sup>A</sup>
5-May	Stanford	L, 10-15 <sup>A</sup>
10-May	Arizona	W, 13-3 <sup>A</sup>
11-May	Arizona	L, 5-7 <sup>A</sup>
12-May	Arizona	W, 15-3 <sup>A</sup>

## 1986 (34-28) Head Coach: Jim Brock Pac-10 Record: 11-19 (5th)

31-Jan	Cal Poly Pomona	W, 10-7
1-Feb	Cal Poly Pomona	W, 7-0
1-Feb	Cal Poly Pomona	W, 6-5
3-Feb	Lubbock Christian	W, 7-6
4-Feb	Lubbock Christian	W, 23-7
5-Feb	Lubbock Christian	W, 15-4
7-Feb	at Hawai'i	L, 5-6
8-Feb	at Hawai'i	W, 8-7
9-Feb	at Hawai'i	L, 1-11
12-Feb	Chapman	W, 10-7
13-Feb	Chapman	L, 4-5
14-Feb	Loyola Marymount	L, 2-8
15-Feb	Loyola Marymount	W, 9-7
15-Feb	Loyola Marymount	L, 5-8
17-Feb	UC Riverside	W, 14-13
18-Feb	UC Riverside	W, 7-5
21-Feb	Oklahoma	W, 6-5
22-Feb	Oklahoma	W, 10-4
22-Feb	Oklahoma	W, 8-4
24-Feb	Cal State Northridge	W, 19-2
25-Feb	Cal State Northridge	W, 9-5
28-Feb	UCLA	L, 4-6 <sup>A</sup>
1-Mar	UCLA	W, 12-8 <sup>A</sup>
2-Mar	UCLA	W, 6-5 <sup>A</sup>
3-Mar	Azusa Pacific	W, 16-4
4-Mar	Azusa Pacific	W, 15-2
7-Mar	USC	L, 2-7 <sup>A</sup>
8-Mar	USC	L, 2-5 <sup>A</sup>
9-Mar	USC	W, 5-1 <sup>A</sup>
11-Mar	at Texas	L, 4-12
14-Mar	at UNLV	L, 5-13
15-Mar	at UNLV	W, 11-6
16-Mar	at UNLV	L, 4-5
21-Mar	at California	L, 6-12 <sup>A</sup>
22-Mar	at California	W, 7-4 <sup>A</sup>
23-Mar	at California	L, 2-7 <sup>A</sup>

TWITTER: @ASU\_BASEBALL

INSTAGRAM: @ASU\_BASEBALL

FACEBOOK: SUNDEVILBASEBALL

# 2020 SUN DEVIL BASEBALL

25-Mar	Grand Canyon	W, 16-9
27-Mar	Stanford	L, 1-7 <sup>A</sup>
28-Mar	Stanford	W, 8-2 <sup>A</sup>
29-Mar	Stanford	L, 0-12 <sup>A</sup>
4-Apr	at USC	L, 2-13 <sup>A</sup>
5-Apr	at USC	W, 11-9 <sup>A</sup>
8-Apr	Grand Canyon	W, 6-0
11-Apr	Arizona	W, 12-9 <sup>A</sup>
12-Apr	Arizona	L, 3-5 <sup>A</sup>
13-Apr	Arizona	W, 6-5 <sup>A</sup>
18-Apr	at Stanford	W, 7-2 <sup>A</sup>
19-Apr	at Stanford	L, 8-13 <sup>A</sup>
20-Apr	at Stanford	W, 7-6 <sup>A</sup>
21-Apr	at USC	L, 6-13 <sup>A</sup>
22-Apr	at Grand Canyon	L, 2-3
25-Apr	California	L, 2-15 <sup>A</sup>
26-Apr	California	L, 6-29 <sup>A</sup>
27-Apr	California	W, 7-6 <sup>A</sup>
29-Apr	UNLV	W, 7-2
29-Apr	UNLV	W, 15-4
2-May	at UCLA	L, 2-9 <sup>A</sup>
3-May	at UCLA	L, 7-9 <sup>A</sup>
4-May	at UCLA	L, 4-12 <sup>A</sup>
16-May	at Arizona	L, 4-9 <sup>A</sup>
17-May	at Arizona	L, 2-18 <sup>A</sup>
18-May	at Arizona	L, 11-22 <sup>A</sup>

1987 (40-27)

Head Coach: Jim Brock

Pac-10 Record: 16-14 (2nd)

31-Jan	San Francisco	W, 20-1
2-Feb	Cal Poly Pomona	W, 7-0
3-Feb	Cal Poly Pomona	W, 4-1
5-Feb	Cal State Los Angeles	W, 17-3
6-Feb	Cal State Los Angeles	L, 10-11
7-Feb	Cal State Los Angeles	W, 9-4
12-Feb	Loyola Marymount	L, 5-8
13-Feb	Loyola Marymount	L, 3-4
14-Feb	Loyola Marymount	W, 13-12
16-Feb	UC Riverside	W, 14-2
17-Feb	UC Riverside	L, 6-8
19-Feb	Texas	L, 4-7
20-Feb	Texas	W, 6-5
21-Feb	Texas	L, 2-11
23-Feb	Cal State Northridge	L, 2-3
27-Feb	at USC	L, 4-6 <sup>A</sup>
28-Feb	at USC	L, 2-6 <sup>A</sup>
1-Mar	at USC	L, 8-11 <sup>A</sup>
6-Mar	UCLA	W, 11-6 <sup>A</sup>
7-Mar	UCLA	L, 2-3 <sup>A</sup>
8-Mar	UCLA	L, 5-12 <sup>A</sup>
13-Mar	Hawaii	L, 1-3
14-Mar	Hawaii	W, 9-5
15-Mar	Hawaii	W, 7-1
17-Mar	Azusa Pacific	W, 6-5
18-Mar	Azusa Pacific	W, 8-6
20-Mar	at Arizona	W, 8-5 <sup>A</sup>
21-Mar	at Arizona	W, 10-2 <sup>A</sup>
22-Mar	at Arizona	W, 15-4 <sup>A</sup>
24-Mar	Nebraska	W, 6-3
25-Mar	Nebraska	L, 1-4
27-Mar	at Stanford	L, 3-10 <sup>A</sup>
28-Mar	at Stanford	L, 2-3 <sup>A</sup>
29-Mar	at Stanford	L, 6-12 <sup>A</sup>
31-Mar	Grand Canyon	W, 11-3
1-Apr	U.S. International	L, 5-7
3-Apr	California	W, 7-1 <sup>A</sup>
4-Apr	California	W, 8-1 <sup>A</sup>
5-Apr	California	W, 10-7 <sup>A</sup>
7-Apr	at Grand Canyon	W, 3-0
10-Apr	USC	W, 6-3 <sup>A</sup>
11-Apr	USC	L, 1-8 <sup>A</sup>
12-Apr	USC	W, 11-6 <sup>A</sup>
16-Apr	at UCLA	L, 12-13 <sup>A</sup>
17-Apr	at UCLA	L, 10-11 <sup>A</sup>
18-Apr	at UCLA	W, 20-5 <sup>A</sup>
20-Apr	New Mexico State	W, 8-1
21-Apr	New Mexico State	W, 15-5
21-Apr	New Mexico State	W, 9-5
24-Apr	Stanford	W, 10-6 <sup>A</sup>
25-Apr	Stanford	L, 5-13 <sup>A</sup>
26-Apr	Stanford	W, 5-2 <sup>A</sup>
28-Apr	Grand Canyon	W, 19-4
1-May	at California	L, 7-8 <sup>A</sup>
2-May	at California	W, 8-1 <sup>A</sup>
3-May	at California	L, 3-7 <sup>A</sup>
6-May	UNLV	L, 2-3
6-May	UNLV	W, 8-1
15-May	Arizona	W, 2-1 (10) <sup>A</sup>
16-May	Arizona	W, 3-2 (12) <sup>A</sup>
17-May	Arizona	W, 5-4 <sup>A</sup>

22-May	SW Missouri State	NCAA Regional (Tempe)	W, 9-5
23-May	UCLA	NCAA Regional (Tempe)	W, 9-3
23-May	Pepperdine	NCAA Regional (Tempe)	W, 4-2
24-May	UCLA	NCAA Regional (Tempe)	W, 14-4
29-May	Oklahoma State	College World Series	L, 3-8
31-May	Florida State	College World Series	L, 0-3

1988 (60-13)

Head Coach: Jim Brock

Pac-10 Record: 21-9 (1st)

21-Jan	UC Santa Barbara	W, 4-3	
22-Jan	UC Santa Barbara	W, 9-3	
23-Jan	UC Santa Barbara	W, 15-2	
29-Jan	UC Riverside	W, 6-0	
30-Jan	UC Riverside	W, 4-3	
1-Feb	Cal State Northridge	W, 14-4	
2-Feb	Cal State Northridge	W, 10-0	
4-Feb	Loyola Marymount	W, 14-3	
5-Feb	Loyola Marymount	L, 6-18	
6-Feb	Loyola Marymount	W, 7-1	
9-Feb	Cal Baptist	W, 6-0	
10-Feb	Cal Baptist	W, 13-5	
13-Feb	at Texas	W, 15-2	
14-Feb	at Texas	W, 8-5	
15-Feb	at Texas	W, 5-4	
16-Feb	Chapman	W, 9-3	
17-Feb	Chapman	W, 10-6	
19-Feb	at UCLA	W, 12-7 <sup>A</sup>	
20-Feb	at UCLA	L, 5-9 <sup>A</sup>	
21-Feb	at UCLA	W, 15-8 <sup>A</sup>	
23-Feb	Lubbock Christian	W, 9-5	
24-Feb	Lubbock Christian	W, 6-2	
26-Feb	California	L, 3-10 <sup>A</sup>	
27-Feb	California	L, 3-4 <sup>A</sup>	
28-Feb	California	L, 1-2 <sup>A</sup>	
4-Mar	at USC	L, 3-5 <sup>A</sup>	
5-Mar	at USC	L, 1-4 <sup>A</sup>	
6-Mar	at USC	L, 4-7 <sup>A</sup>	
11-Mar	at Hawai'i	W, 11-3	
12-Mar	at Hawai'i	W, 6-4	
13-Mar	at Hawai'i	W, 4-1	
18-Mar	Tennessee	W, 13-4	
19-Mar	Tennessee	W, 9-0	
19-Mar	Tennessee	W, 4-3	
21-Mar	UNLV	W, 4-0	
22-Mar	UNLV	W, 8-6	
23-Mar	Minnesota	W, 7-5	
25-Mar	Stanford	W, 9-1 <sup>A</sup>	
26-Mar	Stanford	W, 11-10 <sup>A</sup>	
27-Mar	Stanford	W, 10-7 <sup>A</sup>	
31-Mar	Arizona	W, 5-4 <sup>A</sup>	
1-Apr	Arizona	W, 18-3 <sup>A</sup>	
2-Apr	Arizona	W, 6-3 <sup>A</sup>	
8-Apr	USC	W, 8-7 (11) <sup>A</sup>	
9-Apr	USC	W, 8-4 <sup>A</sup>	
10-Apr	USC	W, 9-7 <sup>A</sup>	
12-Apr	New Mexico State	W, 9-3	
13-Apr	New Mexico State	W, 18-9	
15-Apr	at California	W, 6-4 <sup>A</sup>	
16-Apr	at California	W, 12-9 <sup>A</sup>	
17-Apr	at California	W, 3-1 <sup>A</sup>	
22-Apr	at Stanford	L, 3-5 <sup>A</sup>	
23-Apr	at Stanford	W, 15-6 <sup>A</sup>	
24-Apr	at Stanford	W, 13-5 <sup>A</sup>	
29-Apr	UCLA	W, 17-6 <sup>A</sup>	
30-Apr	UCLA	W, 6-5 <sup>A</sup>	
1-May	UCLA	W, 21-7 <sup>A</sup>	
4-May	UNLV	W, 6-4	
4-May	UNLV	W, 14-7	
13-May	at Arizona	W, 14-2 <sup>A</sup>	
14-May	at Arizona	W, 11-7 <sup>A</sup>	
15-May	at Arizona	L, 6-9 <sup>A</sup>	
20-May	Evansville	NCAA Regional (Tempe)	L, 0-1
21-May	Oklahoma	NCAA Regional (Tempe)	W, 13-6
21-May	UNLV	NCAA Regional (Tempe)	W, 27-7
22-May	Pepperdine	NCAA Regional (Tempe)	W, 11-4
22-May	Pepperdine	NCAA Regional (Tempe)	W, 10-5
3-Jun	California	College World Series	W, 4-2
5-Jun	Wichita State	College World Series	L, 4-7 <sup>A</sup>
7-Jun	Florida	College World Series	W, 10-1
8-Jun	Wichita State	College World Series	W, 4-3 (10)
10-Jun	Wichita State	College World Series	W, 19-1
11-Jun	Stanford	College World Series	L, 4-9

1989 (42-19)

Head Coach: Jim Brock

Pac-10 Record: 19-11 (2nd)

27-Jan	UC Riverside	W, 4-1
28-Jan	UC Riverside	W, 2-0
31-Jan	Cal Poly Pomona	W, 7-6
1-Feb	Cal Poly Pomona	W, 10-2

4-Feb	at Florida State	L, 6-9	
5-Feb	at Florida State	L, 3-8	
7-Feb	Chapman	L, 4-12	
8-Feb	Chapman	W, 10-3	
9-Feb	Texas Tech	W, 5-3	
10-Feb	Texas Tech	W, 7-1	
11-Feb	Texas Tech	W, 9-8	
17-Feb	Texas	L, 3-10	
18-Feb	Texas	L, 1-4	
19-Feb	Texas	W, 8-4	
21-Feb	Lubbock Christian	W, 6-1	
22-Feb	Lubbock Christian	W, 13-5	
24-Feb	UCLA	W, 5-1 <sup>A</sup>	
25-Feb	UCLA	W, 10-9 <sup>A</sup>	
26-Feb	UCLA	W, 4-3 <sup>A</sup>	
3-Mar	at Stanford	W, 10-2 <sup>A</sup>	
4-Mar	at Stanford	W, 10-6 <sup>A</sup>	
5-Mar	at Stanford	W, 7-2 <sup>A</sup>	
7-Mar	at San Jose State	W, 5-4	
10-Mar	at California	L, 3-4 <sup>A</sup>	
11-Mar	at California	W, 7-5 <sup>A</sup>	
12-Mar	at California	L, 4-6 <sup>A</sup>	
14-Mar	Long Beach State	W, 3-2	
15-Mar	Long Beach State	W, 9-6	
17-Mar	USC	L, 3-6 <sup>A</sup>	
18-Mar	USC	W, 8-5 <sup>A</sup>	
19-Mar	USC	W, 7-4 <sup>A</sup>	
23-Mar	at Arizona	L, 3-5 <sup>A</sup>	
24-Mar	at Arizona	W, 3-2 <sup>A</sup>	
25-Mar	at Arizona	W, 16-6 <sup>A</sup>	
28-Mar	Washington State	Riverside Invitational	L, 6-7
29-Mar	Harvard	Riverside Invitational	W, 18-2
30-Mar	BYU	Riverside Invitational	W, 5-4
8-Apr	Stanford	W, 12-1 <sup>A</sup>	
9-Apr	Stanford	W, 10-9 <sup>A</sup>	
10-Apr	Stanford	W, 12-6 <sup>A</sup>	
14-Apr	at UCLA	L, 2-4 <sup>A</sup>	
15-Apr	at UCLA	L, 6-7 <sup>A</sup>	
16-Apr	at UCLA	W, 5-4 <sup>A</sup>	
18-Apr	New Mexico State	W, 10-3	
19-Apr	New Mexico State	W, 12-0	
21-Apr	California	W, 11-1 <sup>A</sup>	
22-Apr	California	W, 10-3 <sup>A</sup>	
23-Apr	California	W, 3-2 <sup>A</sup>	
28-Apr	at USC	L, 2-8 <sup>A</sup>	
29-Apr	at USC	L, 6-7 <sup>A</sup>	
30-Apr	at USC	W, 11-0 <sup>A</sup>	
12-May	Arizona	L, 6-10 <sup>A</sup>	
13-May	Arizona	L, 4-9 <sup>A</sup>	
14-May	Arizona	L, 0-10 <sup>A</sup>	
19-May	George Washington	NCAA Regional (Conn.)	W, 5-0
20-May	Pennsylvania	NCAA Regional (Conn.)	W, 15-4
21-May	LeMoyne	NCAA Regional (Conn.)	L, 2-4
21-May	Arkansas	NCAA Regional (Conn.)	L, 0-1

1990 (52-16)

Head Coach: Jim Brock

Pac-10 Record: 20-10 (2nd)

19-Jan	Grand Canyon	W, 12-2
20-Jan	at Grand Canyon	W, 5-4
26-Jan	Long Beach State	W, 11-8
27-Jan	Long Beach State	W, 5-1
28-Jan	Long Beach State	W, 5-3
29-Jan	UC Riverside	L, 5-8 (11)
30-Jan	UC Riverside	W, 13-3
2-Feb	Rice	W, 12-1
3-Feb	Rice	W, 16-4
4-Feb	Rice	L, 4-11
5-Feb	Chapman	W, 4-0
9-Feb	at Texas	W, 6-3
10-Feb	at Texas	L, 4-11
11-Feb	at Texas	L, 5-9
16-Feb	at USC	L, 0-6 <sup>A</sup>
17-Feb	at USC	L, 3-5 <sup>A</sup>
20-Feb	Lubbock Christian	W, 4-0
21-Feb	Lubbock Christian	W, 11-4
23-Feb	UCLA	W, 6-5 (18) <sup>A</sup>
24-Feb	UCLA	L, 4-11 <sup>A</sup>
25-Feb	UCLA	W, 9-2 <sup>A</sup>
27-Feb	Texas Tech	W, 5-4
28-Feb	Texas Tech	W, 8-6
2-Mar	at Stanford	L, 2-3 <sup>A</sup>
3-Mar	at Stanford	L, 8-14 <sup>A</sup>
4-Mar	at Stanford	L, 9-10 (12) <sup>A</sup>
9-Mar	California	W, 16-2 <sup>A</sup>
10-Mar	California	W, 20-14 <sup>A</sup>
11-Mar	California	W, 12-4 <sup>A</sup>
16-Mar	Arizona	W, 3-0 <sup>A</sup>
17-Mar	Arizona	W, 3-1 <sup>A</sup>
18-Mar	Arizona	W, 9-2 <sup>A</sup>
20-Mar	at Hawaii	W, 3-2

21-Mar	at Hawai'i	W, 7-1	
22-Mar	at Hawai'i	W, 15-3	
24-Mar	at Hawai'i-Hilo	W, 4-2	
28-Mar	Cal Poly Pomona	W, 11-0	
29-Mar	Cal Poly Pomona	W, 11-3	
31-Mar	Florida State	W, 9-1	
1-Apr	Florida State	W, 7-6	
6-Apr	at California	W, 10-5 <sup>A</sup>	
7-Apr	at California	W, 8-3 <sup>A</sup>	
8-Apr	at California	W, 8-6 (11) <sup>A</sup>	
12-Apr	USC	W, 6-0 <sup>A</sup>	
13-Apr	USC	W, 9-8 <sup>A</sup>	
14-Apr	USC	W, 9-2 <sup>A</sup>	
17-Apr	New Mexico State	W, 5-3	
18-Apr	New Mexico State	W, 8-3	
20-Apr	at UCLA	W, 8-4 <sup>A</sup>	
21-Apr	at UCLA	L, 9-12 <sup>A</sup>	
22-Apr	at UCLA	L, 1-2 <sup>A</sup>	
23-Apr	at USC	W, 7-5 <sup>A</sup>	
27-Apr	Stanford	W, 16-1 <sup>A</sup>	
28-Apr	Stanford	L, 7-10 <sup>A</sup>	
29-Apr	Stanford	W, 13-6 <sup>A</sup>	
1-May	UNLV	W, 8-4	
2-May	UNLV	W, 23-4	
11-May	at Arizona	L, 1-2 <sup>A</sup>	
12-May	at Arizona	W, 6-4 <sup>A</sup>	
13-May	at Arizona	W, 5-4 <sup>A</sup>	
18-May	New Orleans	W, 21-1	
19-May	New Orleans	W, 4-1	
20-May	New Orleans	W, 9-2	
25-May	Pennsylvania	NCAA Regional (Tempe)	W, 12-1
26-May	Loyola Marymount	NCAA Regional (Tempe)	W, 11-9
26-May	Oklahoma State	NCAA Regional (Tempe)	L, 9-17
27-May	Washington State	NCAA Regional (Tempe)	W, 8-6 (10)
28-May	Oklahoma State	NCAA Regional (Tempe)	L, 5-10

1991 (35-27)

Head Coach: Jim Brock

Pac-10 Record: 12-18 (5th)

25-Jan	Long Beach State	W, 5-4
26-Jan	Long Beach State	L, 10-13
27-Jan	Long Beach State	W, 10-3
30-Jan	UC Riverside	W, 13-5
1-Feb	Loyola Marymount	W, 9-1
2-Feb	Loyola Marymount	W, 8-2
3-Feb	Loyola Marymount	W, 19-12
5-Feb	St. Mary's	W, 5-4
6-Feb	St. Mary's	W, 10-7
8-Feb	at Florida State	L, 5-6 (10)
9-Feb	at Florida State	L, 5-21
10-Feb	at Florida State	L, 3-4 (10)
15-Feb	Texas	W, 4-3
16-Feb	Texas	W, 18-4
17-Feb	Texas	L, 1-16
19-Feb	at Grand Canyon	L, 6-12
22-Feb	at Stanford	L, 1-9 <sup>A</sup>
23-Feb	at Stanford	L, 5-10 <sup>A</sup>
24-Feb	at Stanford	L, 8-9 <sup>A</sup>
26-Feb	Rice	W, 9-5
27-Feb	Rice	W, 10-0
1-Mar	at UCLA	L, 15-16 (10) <sup>A</sup>
2-Mar	at UCLA	W, 8-7 <sup>A</sup>
3-Mar	at UCLA	W, 4-1 <sup>A</sup>
5-Mar	Texas Tech	W, 18-12
6-Mar	Texas Tech	W, 6-5
8-Mar	California	W, 4-1 <sup>A</sup>
9-Mar	California	L, 3-4 <sup>A</sup>
10-Mar	California	W, 9-7 <sup>A</sup>
12-Mar	Pace	W, 7-6
12-Mar	Grand Canyon	W, 10-0
15-Mar	at Hawaii	L, 4-6
16-Mar	at Hawaii	L, 8-9
17-Mar	at Hawaii	L, 3-7
22-Mar	at Arizona	L, 8-9 <sup>A</sup>
23-Mar	at Arizona	W, 7-3 <sup>A</sup>
24-Mar	at Arizona	L, 3-16 <sup>A</sup>
28-Mar	USC	L, 11-14 <sup>A</sup>



# 2020 SUN DEVIL BASEBALL

27-Apr	UCLA	W, 10-4 <sup>*</sup>
28-Apr	UCLA	L, 5-18 <sup>*</sup>
30-Apr	at UNLV	W, 9-4
1-May	at UNLV	W, 13-2
10-May	Arizona	W, 8-4 <sup>*</sup>
11-May	Arizona	W, 3-2 <sup>*</sup>
12-May	Arizona	W, 9-8 <sup>*</sup>
15-May	Grand Canyon	W, 15-9
16-May	at Grand Canyon	W, 14-1
17-May	U.S. International	W, 5-3

**1992 (32-24)**  
**Head Coach: Jim Brock**  
**Pac-10 Record: 14-16 (3rd)**

1-Feb	Texas Tech	W, 4-3
2-Feb	Texas Tech	W, 3-1
5-Feb	UC Riverside	W, 10-5
7-Feb	Florida State	L, 2-4
8-Feb	Florida State	W, 4-1
11-Feb	Grand Canyon	W, 15-2
14-Feb	Wyoming	W, 5-3
15-Feb	Wyoming	W, 5-2
16-Feb	Wyoming	W, 5-0
18-Feb	at Grand Canyon	W, 14-12
21-Feb	at Texas	L, 10-11
22-Feb	at Texas	L, 6-7
23-Feb	at Texas	W, 16-11
28-Feb	Stanford	W, 13-3 <sup>*</sup>
1-Feb	Stanford	L, 5-18 <sup>*</sup>
1-Mar	Stanford	L, 8-10 <sup>*</sup>
6-Mar	at California	W, 13-3 <sup>*</sup>
7-Mar	at California	W, 4-2 <sup>*</sup>
8-Mar	at California	W, 15-2 <sup>*</sup>
13-Mar	at USC	L, 4-8 <sup>*</sup>
14-Mar	at USC	W, 8-1 <sup>*</sup>
15-Mar	at USC	L, 2-3 <sup>*</sup>
17-Mar	at San Diego	L, 3-4
18-Mar	at San Diego	W, 12-5
20-Mar	Notre Dame	W, 16-2
21-Mar	Notre Dame	W, 10-5
22-Mar	Notre Dame	W, 9-5
23-Mar	UC Santa Barbara	L, 5-6
24-Mar	UC Santa Barbara	W, 12-5
27-Mar	UCLA	W, 5-4 <sup>*</sup>
28-Mar	UCLA	W, 8-6 <sup>*</sup>
29-Mar	UCLA	L, 8-11 <sup>*</sup>
31-Mar	Grand Canyon	L, 6-8
3-Apr	Arizona	W, 7-6 <sup>*</sup>
4-Apr	Arizona	L, 4-6 <sup>*</sup>
5-Apr	Arizona	W, 8-7 <sup>*</sup>
10-Apr	at Stanford	L, 2-11 <sup>*</sup>
11-Apr	at Stanford	W, 7-4 <sup>*</sup>
12-Apr	at Stanford	L, 2-9 <sup>*</sup>
14-Apr	UNLV	W, 9-1
15-Apr	UNLV	W, 8-7
16-Apr	California	L, 2-5 <sup>*</sup>
17-Apr	California	L, 8-18 <sup>*</sup>
18-Apr	California	W, 15-3 <sup>*</sup>
20-Apr	New Mexico State	W, 5-3
24-Apr	at UCLA	L, 6-7 <sup>*</sup>
25-Apr	at UCLA	W, 6-3 <sup>*</sup>
26-Apr	at UCLA	L, 5-7 <sup>*</sup>
9-May	USC	W, 10-9 <sup>*</sup>
10-May	USC	L, 2-11 <sup>*</sup>
11-May	USC	W, 7-4 <sup>*</sup>
15-May	at Arizona	L, 3-9 <sup>*</sup>
16-May	at Arizona	L, 8-9 <sup>*</sup>
17-May	at Arizona	L, 3-4 <sup>*</sup>
22-May	Cal State Northridge	NCAA Regional (Wichita) L, 1-5
23-May	Wichita State	NCAA Regional (Wichita) L, 1-3

**1993 (46-20)**  
**Head Coach: Jim Brock**  
**Pac-10 Record: 19-11 (1st)**

28-Jan	at Hawai'i	L, 4-9
29-Jan	at Hawai'i	W, 22-6
30-Jan	at Hawai'i	W, 4-2
31-Jan	at Hawai'i	W, 10-4
2-Feb	Southern Utah	W, 7-0
3-Feb	Southern Utah	W, 8-7
5-Feb	TCU	W, 5-4
6-Feb	TCU	W, 7-2
7-Feb	TCU	W, 11-10
11-Feb	BYU	W, 11-10
12-Feb	BYU	L, 7-12
13-Feb	BYU	W, 11-10
19-Feb	Eastern Michigan	W, 13-12
20-Feb	Eastern Michigan	W, 23-2
21-Feb	Eastern Michigan	W, 16-1
23-Feb	New Mexico	W, 14-3
24-Feb	New Mexico	L, 8-9

26-Feb	at UCLA	L, 8-9 (11) <sup>*</sup>
27-Feb	at UCLA	W, 4-3 <sup>*</sup>
28-Feb	at UCLA	W, 10-3 <sup>*</sup>
5-Mar	at California	L, 1-2 <sup>*</sup>
6-Mar	at California	L, 5-7 <sup>*</sup>
7-Mar	at California	L, 11-12 <sup>*</sup>
8-Mar	Notre Dame	L, 4-11
12-Mar	USC	L, 3-4 <sup>*</sup>
13-Mar	USC	L, 6-10 <sup>*</sup>
14-Mar	USC	W, 6-5 <sup>*</sup>
16-Mar	at UNLV	W, 10-2
17-Mar	at UNLV	W, 15-12
19-Mar	Rice	W, 11-3
20-Mar	Rice	L, 4-7
21-Mar	Rice	W, 15-10
22-Mar	UTSA	W, 12-8
23-Mar	UTSA	W, 11-0
26-Mar	at Stanford	W, 12-2 <sup>*</sup>
27-Mar	at Stanford	W, 3-1 <sup>*</sup>
28-Mar	at Stanford	W, 6-5 <sup>*</sup>
30-Mar	at Grand Canyon	L, 3-5
2-Apr	Arizona	W, 9-7 <sup>*</sup>
3-Apr	at Arizona	L, 5-9 <sup>*</sup>
4-Apr	at Arizona	L, 9-10 <sup>*</sup>
6-Apr	Grand Canyon	W, 14-11
8-Apr	California	W, 11-1 <sup>*</sup>
9-Apr	California	W, 11-4 <sup>*</sup>
10-Apr	California	W, 11-2 <sup>*</sup>
16-Apr	at USC	W, 6-3 <sup>*</sup>
17-Apr	at USC	W, 14-3 <sup>*</sup>
18-Apr	at USC	W, 11-3 <sup>*</sup>
20-Apr	UNLV	W, 4-2
21-Apr	UNLV	W, 13-12
23-Apr	UCLA	W, 11-3 <sup>*</sup>
24-Apr	UCLA	W, 9-3 <sup>*</sup>
25-Apr	UCLA	L, 5-9 <sup>*</sup>
27-Apr	Grand Canyon	L, 4-7
30-Apr	Stanford	W, 7-1 <sup>*</sup>
1-May	Stanford	L, 3-5 <sup>*</sup>
2-May	Stanford	W, 9-8 <sup>*</sup>
14-May	at Arizona	L, 10-11 <sup>*</sup>
15-May	Arizona	W, 11-6 <sup>*</sup>
16-May	Arizona	W, 6-1 <sup>*</sup>
21-May	George Mason	NCAA Regional (Tempe) W, 13-4
22-May	Minnesota	NCAA Regional (Tempe) W, 6-5
23-May	Cal State Northridge	NCAA Regional (Tempe) W, 9-0
23-May	St. John's	NCAA Regional (Tempe) W, 12-2
5-Jun	Wichita State	College World Series L, 3-4 (11)
7-Jun	Oklahoma State	College World Series L, 4-5

**1994 (45-18)**  
**Head Coach: Jim Brock**  
**Pac-10 Record: 20-10 (2nd)**

27-Jan	New Mexico State	W, 11-2
28-Jan	New Mexico State	W, 6-5
29-Jan	New Mexico State	W, 4-3
4-Feb	New Mexico	W, 20-6
5-Feb	New Mexico	W, 10-7
6-Feb	New Mexico	L, 5-6
9-Feb	Southern Utah	W, 22-5
9-Feb	Southern Utah	W, 14-3
11-Feb	at Florida State	L, 7-9
12-Feb	at Florida State	L, 2-13
13-Feb	at Florida State	L, 8-9
18-Feb	USC	W, 6-2 <sup>*</sup>
19-Feb	USC	L, 4-11 <sup>*</sup>
20-Feb	USC	W, 8-5 <sup>*</sup>
23-Feb	Utah	W, 17-3
25-Feb	at Stanford	W, 5-4 (14) <sup>*</sup>
27-Feb	at Stanford	L, 1-11 <sup>*</sup>
27-Feb	at Stanford	L, 1-4 <sup>*</sup>
4-Mar	at Minnesota	L, 5-14
5-Mar	at Ohio State	W, 9-6 (10)
6-Mar	at Arizona	W, 12-4
8-Mar	BYU	W, 6-4
9-Mar	BYU	W, 18-6
11-Mar	Arizona	W, 16-6 <sup>*</sup>
12-Mar	at Arizona	W, 7-5 (10) <sup>*</sup>
13-Mar	at Arizona	L, 7-8 <sup>*</sup>
15-Mar	UNLV	W, 10-2
16-Mar	UNLV	W, 6-0
18-Mar	Michigan	W, 8-0
19-Mar	Michigan	W, 8-1
20-Mar	Michigan	W, 12-4
26-Mar	California	W, 6-2 <sup>*</sup>
26-Mar	California	L, 1-4 <sup>*</sup>
27-Mar	California	W, 8-6 <sup>*</sup>
31-Mar	at UCLA	W, 6-5 <sup>*</sup>
1-Apr	at UCLA	W, 5-3 <sup>*</sup>
2-Apr	at UCLA	W, 8-6 <sup>*</sup>
5-Apr	Grand Canyon	W, 9-5

8-Apr	at Arizona	L, 2-8 <sup>*</sup>
9-Apr	Arizona	W, 4-2 <sup>*</sup>
10-Apr	Arizona	W, 15-4 <sup>*</sup>
12-Apr	at Grand Canyon	L, 0-5
15-Apr	at USC	L, 0-9 <sup>*</sup>
16-Apr	at USC	W, 12-5 <sup>*</sup>
17-Apr	at USC	L, 7-8 <sup>*</sup>
19-Apr	Grand Canyon	W, 19-4
22-Apr	at California	W, 11-1 <sup>*</sup>
24-Apr	at California	W, 12-2 <sup>*</sup>
24-Apr	at California	W, 8-7 <sup>*</sup>
29-Apr	UCLA	W, 9-3 <sup>*</sup>
30-Apr	UCLA	W, 8-2 <sup>*</sup>
1-May	UCLA	L, 8-15 <sup>*</sup>
13-May	Stanford	W, 8-4 <sup>*</sup>
14-May	Stanford	W, 5-4 <sup>*</sup>
15-May	Stanford	L, 5-7 <sup>*</sup>
27-May	Western Carolina	NCAA Regional (Knoxville) W, 8-6
28-May	Wright State	NCAA Regional (Knoxville) W, 7-4
29-May	Tennessee	NCAA Regional (Knoxville) W, 5-4 (10)
4-Jun	Miami, Fla.	College World Series W, 4-0
6-Jun	Oklahoma	College World Series L, 3-4 (11)
7-Jun	Miami, Fla.	College World Series W, 9-5
9-Jun	Oklahoma	College World Series L, 1-6

**1995 (34-21)**  
**Head Coach: Pat Murphy**  
**Pac-10 Record: 13-17 (4th)**

27-Jan	Duke	W, 7-0
28-Jan	Duke	W, 11-6
31-Jan	BYU	W, 10-8
1-Feb	BYU	W, 17-4
3-Feb	Texas Tech	W, 6-3
4-Feb	Texas Tech	L, 2-10
5-Feb	Texas Tech	W, 5-2
7-Feb	Southern Utah	W, 8-2
8-Feb	Southern Utah	W, 11-4
10-Feb	#3 Florida State	L, 2-11
11-Feb	#3 Florida State	L, 6-14
12-Feb	#3 Florida State	W, 8-2
17-Feb	San Francisco	W, 5-0
18-Feb	San Francisco	W, 15-3
19-Feb	San Francisco	W, 5-4
20-Feb	St. Francis	W, 12-4
23-Feb	St. Francis	W, 11-5
24-Feb	Loyola Marymount	L, 5-8
25-Feb	Loyola Marymount	W, 6-2
26-Feb	Loyola Marymount	W, 4-3
3-Mar	at Arizona	L, 8-9 <sup>*</sup>
4-Mar	Arizona	W, 5-2 <sup>*</sup>
5-Mar	Arizona	W, 11-7 <sup>*</sup>
12-Mar	at California	L, 2-8
14-Mar	#8 Oklahoma	W, 6-2
15-Mar	#8 Oklahoma	W, 8-2
17-Mar	#11 USC	W, 7-6 (15) <sup>*</sup>
18-Mar	#11 USC	W, 10-9 <sup>*</sup>
19-Mar	#11 USC	W, 10-4 <sup>*</sup>
25-Mar	at #19 Stanford	W, 8-5 <sup>*</sup>
26-Mar	at #19 Stanford	L, 3-6 <sup>*</sup>
27-Mar	at #19 Stanford	L, 6-9 <sup>*</sup>
28-Mar	at California	L, 3-7 <sup>*</sup>
31-Mar	UCLA	W, 8-6 <sup>*</sup>
1-Apr	UCLA	L, 2-13 <sup>*</sup>
2-Apr	UCLA	W, 10-6 <sup>*</sup>
4-Apr	Grand Canyon	W, 12-5
7-Apr	at #16 USC	L, 0-9 <sup>*</sup>
8-Apr	at #16 USC	L, 7-8 (11) <sup>*</sup>
9-Apr	at #16 USC	L, 6-7 (11) <sup>*</sup>
13-Apr	at California	W, 12-11 (13) <sup>*</sup>
13-Apr	California	W, 8-2 <sup>*</sup>
14-Apr	California	L, 9-10 <sup>*</sup>
15-Apr	California	L, 4-10 <sup>*</sup>
18-Apr	at Grand Canyon	W, 5-4
21-Apr	Arizona	W, 7-0 <sup>*</sup>
22-Apr	at Arizona	W, 6-4 <sup>*</sup>
23-Apr	at Arizona	L, 6-7 <sup>*</sup>
25-Apr	Grand Canyon	W, 18-4
29-Apr	at UCLA	L, 3-7 <sup>*</sup>
29-Apr	at UCLA	L, 7-8 <sup>*</sup>
30-Apr	at UCLA	W, 8-7 (11) <sup>*</sup>
12-May	#19 Stanford	L, 4-8 <sup>*</sup>
13-May	#19 Stanford	L, 3-11 <sup>*</sup>
14-May	#19 Stanford	L, 7-10 (11) <sup>*</sup>

**1996 (35-21)**  
**Head Coach: Pat Murphy**  
**Pac-10 Record: 14-16 (4th)**

2-Feb	Loyola Marymount	W, 19-7
3-Feb	Loyola Marymount	W, 10-2
4-Feb	Loyola Marymount	W, 11-6
8-Feb	BYU	W, 17-10

9-Feb	BYU	W, 15-5
10-Feb	St. Mary's	L, 4-6
11-Feb	St. Mary's	W, 7-3
15-Feb	Northwestern	W, 14-3
16-Feb	Nebraska	W, 14-2
17-Feb	#11 Texas Tech	L, 2-4
18-Feb	#11 Texas Tech	W, 17-16
22-Feb	Wyoming	W, 15-5
23-Feb	Wyoming	W, 17-3
24-Feb	Virginia	L, 4-7
25-Feb	Virginia	W, 7-2
1-Mar	#9 Stanford	W, 7-2 <sup>*</sup>
2-Mar	#9 Stanford	L, 5-7 <sup>*</sup>
3-Mar	#9 Stanford	L, 2-9 <sup>*</sup>
5-Mar	Grand Canyon	L, 9-11
8-Mar	at #7 California	W, 11-6 <sup>*</sup>
9-Mar	at #7 California	W, 4-2 <sup>*</sup>
11-Mar	at #7 California	L, 5-7 <sup>*</sup>
12-Mar	at #24 UNLV	W, 10-4
15-Mar	at #3 USC	L, 5-6 <sup>*</sup>
16-Mar	at #3 USC	L, 3-12 <sup>*</sup>
17-Mar	at #3 USC	L, 3-4 <sup>*</sup>
19-Mar	Dartmouth	W, 9-5
23-Mar	Arizona	W, 8-7 <sup>*</sup>
23-Mar	Arizona	W, 16-11 <sup>*</sup>
24-Mar	Arizona	L, 7-15 <sup>*</sup>
26-Mar	Portland State	W, 10-0
27-Mar	Portland State	W, 12-0
29-Mar	#11 UCLA	L, 6-10 <sup>*</sup>
30-Mar	#11 UCLA	L, 7-9 <sup>*</sup>
31-Mar	#11 UCLA	W, 12-9 <sup>*</sup>
4-Apr	at #13 Stanford	L, 2-4 <sup>*</sup>
5-Apr	at #13 Stanford	W, 7-6 (11) <sup>*</sup>
6-Apr	at #13 Stanford	L, 6-10 <sup>*</sup>
9-Apr	Southern Utah	W, 17-6
10-Apr	Southern Utah	W, 10-1
12-Apr	California	W, 9-6 <sup>*</sup>
13-Apr	California	W, 23-3 <sup>*</sup>
14-Apr	California	L, 3-6 <sup>*</sup>
16-Apr	Grand Canyon	W, 10-9 (10)
19-Apr	at #14 UCLA	L, 9-12 <sup>*</sup>
20-Apr	at #14 UCLA	W, 8-4 <sup>*</sup>
21-Apr	at #14 UCLA	L, 9-16 <sup>*</sup>
24-Apr	at Oklahoma	L, 11-12
26-Apr	#2 USC	W, 7-4 <sup>*</sup>
27-Apr	#2 USC	L, 6-10 <sup>*</sup>
28-Apr	#2 USC	W, 13-6 <sup>*</sup>
30-Apr	at Grand Canyon	W, 12-2
1-May	Denver	W, 16-2
11-May	at Arizona	L, 13-14 <sup>*</sup>
12-May	at Arizona	W, 20-16 <sup>*</sup>
13-May	at Arizona	W, 16-3 <sup>*</sup>

**1997 (39-22)**  
**Head Coach: Pat Murphy**  
**Pac-10 Record: 16-14 (4th)**

24-Jan	UC Santa Barbara	W, 5-2
25-Jan	UC Santa Barbara	W, 7-6 (10)
26-Jan	UC Santa Barbara	L, 3-9
31-Jan	at #3 USC	L, 3-12 <sup>*</sup>
1-Feb	at #3 USC	W, 7-3 <sup>*</sup>
2-Feb	at #3 USC	L, 6-9 <sup>*</sup>
4-Feb	St. Mary's	W, 4-1
5-Feb	St. Mary's	W, 13-6
7-Feb	at #2 Florida State	L, 2-5
8-Feb	at #2 Florida State	W, 9-6
9-Feb	at #2 Florida State	L, 5-11
14-Feb	Southern Illinois	W, 9-0
15-Feb	Southern Illinois	W, 10-4
16-Feb	Southern Illinois	W, 25-9
17-Feb	#21 Oklahoma State	L, 3-9
21-Feb	at #2 UCLA	L, 3-4 (10) <sup>*</sup>
22-Feb	at #2 UCLA	L, 5-16 <sup>*</sup>
23-Feb	at #2 UCLA	W, 17-12 <sup>*</sup>
28-Feb	BYU	W, 9-3
1-Mar	Oklahoma	W, 6-3
2-Mar	Eastern Michigan	W, 14-5
2-Mar	Eastern Michigan	W, 28-4
7-Mar	#6 Stanford	L, 9-11 <sup>*</sup>
8-Mar	#6 Stanford	L, 4-10 (10) <sup>*</sup>
9-Mar	#6 Stanford	W, 12-8 <sup>*</sup>
11-Mar	UNLV	W, 6-5 (11)
12-Mar	UNLV	W, 7-2
14-Mar	at California	W, 13-9 <sup>*</sup>
15-Mar	at California	L, 4-6 <sup>*</sup>
17-Mar	at California	W, 7-5 <sup>*</sup>
21-Mar	at #22 Arizona	W, 8-6 <sup>*</sup>
22-Mar	at #22 Arizona	L, 4-5 <sup>*</sup>
23-Mar	at #22 Arizona	W, 11-7 <sup>*</sup>
27-Mar	#12 USC	L, 7-12 <sup>*</sup>
28-Mar	#12 USC	L, 4-15 <sup>*</sup>

# 2020 SUN DEVIL BASEBALL

29-Mar	#12 USC	L, 7-11*
1-Apr	Grand Canyon	W, 26-14
4-Apr	#2 UCLA	L, 2-5*
5-Apr	#2 UCLA	W, 4-3*
6-Apr	#2 UCLA	W, 15-14*
11-Apr	at #2 Stanford	W, 4-3*
12-Apr	at #2 Stanford	W, 16-5*
13-Apr	at #2 Stanford	W, 5-3*
15-Apr	at #23 Oklahoma	L, 4-13
18-Apr	California	W, 26-9*
19-Apr	California	W, 3-1*
20-Apr	California	W, 8-4*
25-Apr	Arizona	W, 7-5*
26-Apr	Arizona	L, 4-6*
27-Apr	Arizona	L, 3-8*
30-Apr	Grand Canyon	W, 7-6 (10)
2-May	Fresno State	W, 23-2
3-May	Fresno State	W, 9-2
4-May	Fresno State	L, 8-10 (10)
6-May	at Grand Canyon	W, 13-3
7-May	Denver	W, 23-4
22-May	Florida International	NCAA Regional (Miami) W, 10-2
23-May	Florida	NCAA Regional (Miami) W, 3-2
24-May	Miami, Fla.	NCAA Regional (Miami) W, 10-3
25-May	Miami, Fla.	NCAA Regional (Miami) L, 5-6

## 1998 (41-23) Head Coach: Pat Murphy Pac-10 Record: 18-11 (3rd)

22-Jan	Cal State Northridge	W, 7-3
23-Jan	New Mexico State	W, 13-1
24-Jan	Florida International	W, 21-3
29-Jan	at Hawai'i-Hilo	W, 7-0
30-Jan	at Hawai'i-Hilo	W, 11-2
31-Jan	at Hawai'i-Hilo	W, 13-2
31-Jan	at Hawai'i-Hilo	W, 5-1
1-Feb	at Hawai'i-Hilo	W, 14-0
6-Feb	#23 Florida State	L, 2-3
7-Feb	#23 Florida State	L, 1-6
13-Feb	Washington State	W, 9-1
14-Feb	Washington State	W, 6-5
15-Feb	Washington State	L, 12-17
20-Feb	at California	W, 8-7*
21-Feb	at California	W, 7-4*
27-Feb	#1 Stanford	L, 2-15*
28-Feb	#1 Stanford	L, 5-17*
1-Mar	#1 Stanford	W, 4-2*
6-Mar	at UCLA	L, 5-6*
7-Mar	at UCLA	W, 14-6*
8-Mar	at UCLA	W, 9-3*
10-Mar	Oklahoma	W, 7-6 (10)
11-Mar	Oklahoma	L, 5-9
14-Mar	at #3 USC	L, 6-7*
15-Mar	at #3 USC	L, 5-13*
16-Mar	at #3 USC	L, 3-6*
17-Mar	at Fresno State	L, 3-9
18-Mar	at Fresno State	L, 5-6 (10)
20-Mar	California	W, 6-1*
21-Mar	California	W, 7-2*
22-Mar	California	W, 7-6*
24-Mar	at Grand Canyon	W, 10-0
27-Mar	at #19 Washington	L, 6-8
28-Mar	at #19 Washington	L, 6-7
29-Mar	at #19 Washington	W, 7-6
3-Apr	at #24 Arizona	W, 4-3*
4-Apr	at #24 Arizona	W, 20-12*
5-Apr	at #24 Arizona	W, 12-4*
9-Apr	#4 USC	W, 18-3*
10-Apr	#4 USC	W, 7-5*
11-Apr	#4 USC	W, 24-4*
14-Apr	at #11 Oklahoma	W, 10-6 (10)
17-Apr	UCLA	W, 19-10*
18-Apr	UCLA	W, 8-7*
19-Apr	UCLA	W, 18-4*
24-Apr	Arizona	L, 7-8 (10)*
25-Apr	Arizona	W, 16-13*
26-Apr	Arizona	L, 9-10*
28-Apr	New Mexico	W, 12-7
29-Apr	New Mexico	L, 7-8
1-May	at #1 Stanford	L, 4-5*
2-May	at #1 Stanford	L, 3-4*
3-May	at #1 Stanford	L, 8-12*
5-May	at UNLV	L, 4-5
6-May	Southern Utah	W, 3-2
21-May	#24 Arkansas	NCAA Regional (Wichita) W, 8-4
22-May	Oklahoma State	NCAA Regional (Wichita) L, 8-13
23-May	#2 Wichita State	NCAA Regional (Wichita) W, 6-4
23-May	Oklahoma State	NCAA Regional (Wichita) W, 13-5
25-May	#19 Georgia Tech	NCAA Regional (Wichita) W, 3-1
29-May	#5 Florida State	College World Series W, 11-10
31-May	#1 Miami, Fla.	College World Series W, 9-2
3-Jun	#7 Long Beach St.	College World Series W, 14-4

6-Jun	#4 USC	College World Series L, 14-21
-------	--------	-------------------------------

## 1999 (39-21) Head Coach: Pat Murphy Pac-10 Record: 12-12 (5th)

15-Jan	Utah	W, 17-4
16-Jan	Utah	W, 3-0
17-Jan	Utah	W, 9-2
21-Jan	at Hawai'i-Hilo	W, 7-1
23-Jan	at Hawai'i-Hilo	W, 3-0
23-Jan	at Hawai'i-Hilo	W, 19-5
24-Jan	at Hawai'i-Hilo	W, 14-3
24-Jan	at Hawai'i-Hilo	W, 10-0
29-Jan	Howard	W, 14-0
30-Jan	Howard	W, 23-1
31-Jan	Howard	W, 20-2
5-Feb	at #4 Florida State	L, 1-4
6-Feb	at #4 Florida State	L, 4-11
7-Feb	at #4 Florida State	L, 5-7
12-Feb	New Mexico	W, 8-1
13-Feb	New Mexico	L, 6-7
14-Feb	New Mexico	W, 5-4
18-Feb	BYU	W, 16-1
19-Feb	BYU	W, 17-4
20-Feb	BYU	W, 28-3
23-Feb	at Grand Canyon	W, 18-6
26-Feb	at #9 Arizona	L, 8-9
27-Feb	at #9 Arizona	W, 11-9
28-Feb	at #9 Arizona	W, 18-3
5-Mar	at #6 Stanford	L, 1-11*
6-Mar	at #6 Stanford	L, 5-6*
7-Mar	at #6 Stanford	L, 6-7*
13-Mar	Oklahoma	L, 6-7
14-Mar	Oklahoma	W, 11-0
16-Mar	at #14 CS Fullerton	L, 5-7
19-Mar	Boston College	W, 6-5
20-Mar	Boston College	W, 27-2
20-Mar	Boston College	W, 21-2
21-Mar	Boston College	W, 21-6
23-Mar	Grand Canyon	L, 8-11
26-Mar	California	W, 12-10*
27-Mar	California	W, 25-0*
28-Mar	California	W, 19-11*
1-Apr	at Oregon State	W, 9-5*
2-Apr	at Oregon State	L, 8-9*
3-Apr	at Oregon State	W, 21-9*
9-Apr	Washington State	W, 10-9*
10-Apr	Washington State	W, 16-5*
11-Apr	Washington State	W, 14-9*
16-Apr	at UCLA	L, 10-11*
17-Apr	at UCLA	L, 3-9*
18-Apr	at UCLA	L, 6-8*
23-Apr	#17 USC	L, 5-9*
24-Apr	#17 USC	L, 7-14*
25-Apr	#17 USC	W, 16-10*
28-Apr	Oklahoma	L, 2-3
30-Apr	Southern Utah	W, 13-1
1-May	Southern Utah	W, 16-7
2-May	Southern Utah	W, 12-6
7-May	at Washington	L, 3-5*
8-May	at Washington	W, 7-6*
9-May	at Washington	W, 13-8*
14-May	Arizona	L, 5-13*
15-May	Arizona	W, 22-9*
16-May	Arizona	L, 2-6*

## 2000 (44-15) Head Coach: Pat Murphy Pac-10 Record: 17-7 (T-1st)

21-Jan	Utah	W, 13-2
22-Jan	Utah	W, 11-6
23-Jan	Utah	W, 9-1
27-Jan	BYU	W, 8-7
28-Jan	Florida Atlantic	W, 30-4
29-Jan	BYU	W, 14-2
30-Jan	Florida Atlantic	W, 3-2
4-Feb	#5 Florida State	L, 10-11
5-Feb	#5 Florida State	W, 15-9
6-Feb	#5 Florida State	L, 7-9
11-Feb	Duke	W, 12-0
12-Feb	Duke	W, 7-1
13-Feb	Duke	W, 10-1
18-Feb	at #4 LSU	L, 4-8
19-Feb	at #4 LSU	L, 5-6
20-Feb	at #4 LSU	W, 6-2
25-Feb	Southern Utah	W, 25-3
26-Feb	New Mexico	W, 9-7
27-Feb	Southern Utah	W, 22-4
3-Mar	#25 Arizona	W, 9-7
4-Mar	#25 Arizona	W, 32-3
5-Mar	#25 Arizona	W, 14-8
10-Mar	Oklahoma	W, 11-5

11-Mar	Oklahoma	W, 6-5
12-Mar	Oklahoma	L, 4-5
14-Mar	#11 CS Fullerton	L, 4-5
16-Mar	Maine	W, 16-1
17-Mar	Maine	W, 19-8
18-Mar	Maine	W, 12-5
18-Mar	Maine	W, 24-0
24-Mar	at California	W, 6-4*
25-Mar	at California	W, 4-2*
26-Mar	at California	L, 2-7*
31-Mar	#2 Stanford	L, 1-5*
1-Apr	#2 Stanford	W, 10-6*
2-Apr	#2 Stanford	W, 11-6*
7-Apr	Oregon State	W, 1-0*
8-Apr	Oregon State	L, 3-11*
9-Apr	Oregon State	W, 8-7*
14-Apr	at Washington State	W, 24-3*
15-Apr	at Washington State	W, 3-1*
28-Apr	at Washington State	W, 14-8*
20-Apr	#19 UCLA	W, 10-8*
21-Apr	#19 UCLA	L, 3-13*
22-Apr	#19 UCLA	W, 18-3*
25-Apr	at #19 Oklahoma	W, 20-6
28-Apr	at #21 USC	W, 3-1*
29-Apr	at #21 USC	L, 2-12*
30-Apr	at #21 USC	L, 3-4*
12-May	Washington	W, 25-5*
13-May	Washington	W, 17-5*
14-May	Washington	W, 13-2*
19-May	at Arizona	L, 11-19*
20-May	at Arizona	W, 11-4*
21-May	at Arizona	W, 24-10*
26-May	Miami (OH)	NCAA Regional (Tempe) W, 15-7
27-May	#13 Texas	NCAA Regional (Tempe) W, 3-1
28-May	#13 Texas	NCAA Regional (Tempe) L, 4-6
29-May	#13 Texas	NCAA Regional (Tempe) L, 7-9

## 2001 (37-19-1) Head Coach: Pat Murphy Pac-10 Record: 14-10 (T-3rd)

26-Jan	Texas Arlington	L, 3-5
1-Feb	Southern Utah	W, 18-8
2-Feb	Southern Utah	W, 10-2
3-Feb	Southern Utah	W, 11-2
4-Feb	Southern Utah	W, 6-5
9-Feb	Duke	W, 8-1
10-Feb	Duke	W, 12-5
10-Feb	Duke	W, 9-0
11-Feb	Duke	W, 11-3
13-Feb	New Mexico State	W, 16-2
16-Feb	Creighton	W, 23-1
17-Feb	Creighton	W, 15-2
17-Feb	St. Mary's	L, 4-6
18-Feb	Creighton	W, 14-4
23-Feb	at #18 CS Fullerton	W, 5-3
2-Mar	#2 LSU	L, 11-12
3-Mar	#2 LSU	L, 7-15
4-Mar	#2 LSU	T, 5-5
6-Mar	Oral Roberts	W, 17-3
9-Mar	South Florida	W, 16-5
10-Mar	South Florida	W, 10-3
11-Mar	South Florida	W, 12-4
16-Mar	at California	W, 7-4*
17-Mar	at California	W, 4-2*
18-Mar	at California	L, 5-17*
24-Mar	at Oregon State	W, 10-2*
25-Mar	at Oregon State	L, 1-4*
26-Mar	at Oregon State	L, 2-12*
30-Mar	#1 Stanford	L, 2-6*
31-Mar	#1 Stanford	L, 2-5*
1-Apr	#1 Stanford	W, 6-5*
6-Apr	at #12 USC	L, 2-11*
7-Apr	at #12 USC	L, 1-5*
8-Apr	at #12 USC	W, 11-1*
9-Apr	at #12 CS Fullerton	L, 6-13
12-Apr	Washington State	L, 1-2*
13-Apr	Washington State	W, 4-3*
14-Apr	Washington State	W, 14-4*
17-Apr	at New Mexico State	L, 16-19
18-Apr	at Oklahoma	W, 5-3 (11)
19-Apr	at Oral Roberts	W, 5-2 (11)
23-Apr	Gonzaga	W, 7-6
24-Apr	Gonzaga	W, 9-1
27-Apr	Arizona	W, 7-4*
28-Apr	Arizona	L, 1-3*
29-Apr	Arizona	W, 6-5 (11)*
1-May	at #19 Tennessee	L, 5-9 (10)
2-May	at #19 Tennessee	W, 15-1
12-May	at Washington	W, 11-6 (10)*
13-May	at Washington	W, 7-3*
14-May	at Washington	W, 17-1 (7)*
16-May	at Nevada	L, 4-6

18-May	UCLA	W, 7-3*
19-May	UCLA	L, 1-3*
20-May	UCLA	W, 12-9*
25-May	#22 Texas Tech	NCAA Regional (Fullerton) W, 12-3
26-May	#5 C.S. Fullerton	NCAA Regional (Fullerton) L, 3-13
26-May	#22 Texas Tech	NCAA Regional (Fullerton) L, 8-9

## 2002 (37-21) Head Coach: Pat Murphy Pac-10 Record: 15-9 (3rd) Home Games Played at Hohokam Park

31-Jan	Oregon State	Kajikawa Classic W, 13-5
1-Feb	Southern Utah	Kajikawa Classic W, 12-0
2-Feb	Oral Roberts	Kajikawa Classic W, 5-4
3-Feb	Southern Utah	Kajikawa Classic W, 6-2
8-Feb	#25 Tennessee	W, 7-4
9-Feb	#25 Tennessee	W, 8-1
10-Feb	#25 Tennessee	W, 5-4
15-Feb	at #3 Florida State	L, 4-9
16-Feb	at #3 Florida State	L, 3-5
17-Feb	at #3 Florida State	L, 4-6
22-Feb	#12 CS Fullerton	L, 2-3
23-Feb	#12 CS Fullerton	W, 9-4
24-Feb	#12 CS Fullerton	L, 5-7
1-Mar	Loyola Marymount	W, 15-2
2-Mar	Loyola Marymount	W, 7-2
3-Mar	Loyola Marymount	W, 10-5
5-Mar	New Mexico State	W, 10-5
8-Mar	UNLV	Schaefer Classic (Tempe) W, 10-0
9-Mar	St. John's	Schaefer Classic (Tempe) W, 11-1
10-Mar	#12 Oklahoma State	Schaefer Classic (Tempe) W, 7-2
12-Mar	at New Mexico State	L, 7-7
15-Mar	Oklahoma	L, 3-6
16-Mar	Oklahoma	W, 6-4
17-Mar	Oklahoma	L, 5-7
22-Mar	at Arizona	W, 9-7*
23-Mar	at Arizona	W, 10-6*
24-Mar	at Arizona	L, 1-10*
28-Mar	Washington	L, 11-14*
29-Mar	Washington	W, 8-3*
30-Mar	Washington	W, 13-6*
1-Apr	at UNLV	L, 7-11
5-Apr	at Washington State	L, 4-7*
6-Apr	at Washington State	W, 13-7*
7-Apr	at Washington State	W, 22-4*
12-Apr	at UCLA	W, 4-3 (11)*
13-Apr	at UCLA	L, 2-10*
14-Apr	at UCLA	W, 15-2*
19-Apr	California	L, 5-9*
20-Apr	California	W, 4-3 (10)*
21-Apr	California	L, 3-9*
24-Apr	at Oklahoma	at Bricktown Ballpark W, 7-5
26-Apr	at Notre Dame	L, 4-9
30-Apr	New Mexico State	W, 14-2
10-May	at #7 Stanford	L, 3-5*
11-May	at #7 Stanford	W, 10-2*
12-May	at #7 Stanford	L, 1-3*
14-May	Portland	W, 14-2
15-May	Portland	W, 16-7
17-May	#19 USC	W, 3-1*
18-May	#19 USC	L, 5-9*
19-May	#19 USC	W, 17-8*
14-May	Oregon State	W, 13-7*
25-May	Oregon State	W, 9-8*
26-May	Oregon State	W, 5-2*
31-May	San Diego	NCAA Regional (Mesa) W, 6-3
1-Jun	#7 Houston	NCAA Regional (Mesa) L, 4-8
1-Jun	San Diego	NCAA Regional (Mesa) W, 11-1
2-Jun	#7 Houston	NCAA Regional (Mesa) L, 3-8

## 2003 (54-14) Head Coach: Pat Murphy Pac-10 Record: 16-8 (2nd)

16-Jan	at Hawai'i-Hilo	W, 9-0
17-Jan	at Hawai'i-Hilo	W, 10-5
17-Jan	at Hawai'i-Hilo	W, 14-2
18-Jan	at Hawai'i-Hilo	W, 18-3
19-Jan	at Hawai'i-Hilo	W, 16-0
19-Jan	at Hawai'i-Hilo	W, 18-5
24-Jan	San Diego State	W, 7-5
25-Jan	San Diego State	W, 4-3
26-Jan	San Diego State	W, 24-9
31-Jan	at #13 Long Beach St.	L, 5-11
1-Feb	at #13 Long Beach St.	W, 3-10
2-Feb	at #13 Long Beach St.	W, 4-2
6-Feb	BYU	W, 6-5
7-Feb	BYU	W, 17-6
8-Feb	BYU	W, 6-4
14-Feb	Gonzaga	Coca Cola Classic W, 8-4
15-Feb	Oklahoma State	Coca Cola Classic W, 7-3
16-Feb	Oregon State	Coca Cola Classic W, 9-4

TWITTER: @ASU\_BASEBALL

INSTAGRAM: @ASU\_BASEBALL

FACEBOOK: SUNDEVILBASEBALL

Five-Time NCAA Champions (1965, 1967, 1969, 1977, 1981) | 22 College World Series Appearances | 21 Conference Championships

127 All-Americans | 14 National Players of the Year | 10 College Baseball Hall of Fame Members

442 Major League Baseball Draft Picks | 111 Major Leaguers | 50 Major League Baseball First-Round Draft Picks

# 2020 SUN DEVIL BASEBALL

17-Feb	Gonzaga	W, 17-5
21-Feb	Dayton	W, 10-2
22-Feb	#11 Notre Dame	W, 16-3
23-Feb	#11 Notre Dame	W, 14-8
28-Feb	Penn State	W, 13-0
1-Mar	Penn State	W, 12-1
2-Mar	Penn State	W, 11-7
6-Mar	Cal State Northridge	Bob Schaefer Classic W, 10-2
7-Mar	Southern Utah	Bob Schaefer Classic W, 19-0
8-Mar	Utah	Bob Schaefer Classic W, 6-4
9-Mar	Cal State Northridge	Bob Schaefer Classic W, 12-2
14-Mar	#30 Oklahoma	L, 5-6
15-Mar	#30 Oklahoma	W, 10-3
16-Mar	#30 Oklahoma	W, 10-2
18-Mar	#29 Wichita State	W, 9-2
19-Mar	#29 Wichita State	L, 3-6
22-Mar	#6 Stanford	W, 7-6 (11) <sup>A</sup>
23-Mar	#6 Stanford	L, 8-9 (10) <sup>A</sup>
24-Mar	#7 Stanford	L, 2-4 <sup>A</sup>
28-Mar	at USC	W, 11-4 <sup>A</sup>
29-Mar	at USC	L, 5-6 <sup>A</sup>
30-Mar	at USC	W, 7-5 <sup>A</sup>
2-Apr	New Mexico	L, 7-11
7-Apr	Grand Canyon	W, 10-2
11-Apr	at California	W, 11-3 <sup>A</sup>
13-Apr	at California	W, 6-0 <sup>A</sup>
13-Apr	at California	W, 10-1 <sup>A</sup>
17-Apr	UCLA	L, 8-9 <sup>A</sup>
18-Apr	UCLA	L, 7-8 (13) <sup>A</sup>
19-Apr	UCLA	W, 17-1 <sup>A</sup>
25-Apr	Washington State	W, 21-0 <sup>A</sup>
26-Apr	Washington State	W, 5-3 (10) <sup>A</sup>
27-Apr	Washington State	W, 25-0 <sup>A</sup>
30-Apr	at Oklahoma	W, 9-4
6-May	UC Irvine	W, 11-1
12-May	at Oregon State	W, 14-4 <sup>A</sup>
13-May	at Oregon State	L, 1-6 <sup>A</sup>
14-May	at Oregon State	W, 12-7 <sup>A</sup>
17-May	at Washington	L, 1-5 <sup>A</sup>
18-May	at Washington	W, 11-3 <sup>A</sup>
19-May	at Washington	L, 4-6 <sup>A</sup>
23-May	#15 Arizona	W, 5-2 <sup>A</sup>
24-May	#15 Arizona	W, 16-0 <sup>A</sup>
25-May	#15 Arizona	W, 15-2 <sup>A</sup>
30-May	Central Conn. State	NCAA Regional (Tempe) W, 14-2
31-May	New Mexico	NCAA Regional (Tempe) W, 15-0
1-Jun	#15 UNLV	NCAA Regional (Tempe) W, 16-1
6-Jun	#3 C.S. Fullerton	Super Regional (Fullerton) L, 1-5
7-Jun	#3 C.S. Fullerton	Super Regional (Fullerton) W, 7-6
8-Jun	#3 C.S. Fullerton	Super Regional (Fullerton) L, 1-7

2004 (41-18)		
Head Coach: Pat Murphy		
Pac-10 Record: 13-11 (T-4th)		
6-Feb	#18 Florida State	W, 2-1
7-Feb	#18 Florida State	W, 10-9
8-Feb	#18 Florida State	W, 12-6
13-Feb	Cal State Northridge	Coca Cola Classic W, 13-3
14-Feb	Utah	Coca Cola Classic W, 11-0
15-Feb	Oklahoma	Coca Cola Classic L, 0-6
16-Feb	Gonzaga	W, 10-7
20-Feb	Lamar	Rice Baseball Classic L, 4-5
21-Feb	Memphis	Rice Baseball Classic W, 7-0
22-Feb	at #1 Rice	W, 3-1
24-Feb	#16 Arizona	W, 4-0
28-Feb	Connecticut	W, 16-5
1-Feb	Connecticut	W, 18-11
5-Mar	#18 East Carolina	W, 7-6
6-Mar	#18 East Carolina	W, 6-5
7-Mar	#18 East Carolina	W, 7-5
12-Mar	#11 Tulane	L, 3-5
13-Mar	#11 Tulane	W, 11-3
14-Mar	#11 Tulane	W, 5-1
16-Mar	Oklahoma State	W, 3-2
17-Mar	Oklahoma State	W, 16-6
19-Mar	California	L, 7-9 <sup>A</sup>
20-Mar	California	L, 8-20 <sup>A</sup>
21-Mar	California	W, 8-4 <sup>A</sup>
26-Mar	Washington	L, 1-11 <sup>A</sup>
27-Mar	Washington	W, 9-4 <sup>A</sup>
28-Mar	Washington	L, 6-8 <sup>A</sup>
2-Apr	USC	W, 10-3 <sup>A</sup>
3-Apr	USC	L, 5-14 <sup>A</sup>
4-Apr	USC	L, 3-10 <sup>A</sup>
8-Apr	#24 Oral Roberts	L, 7-9
9-Apr	#24 Oral Roberts	W, 5-1
10-Apr	#24 Oral Roberts	L, 5-6
12-Apr	Arizona	W, 9-5
16-Apr	at UCLA	W, 12-4 <sup>A</sup>
17-Apr	at UCLA	W, 4-3 <sup>A</sup>
18-Apr	at UCLA	L, 10-11 <sup>A</sup>
23-Apr	at Washington State	W, 17-5 <sup>A</sup>

24-Apr	at Washington State	W, 5-2 <sup>A</sup>
25-Apr	at Washington State	L, 4-8 <sup>A</sup>
27-Apr	at #7 Wichita State	W, 10-9
28-Apr	at #7 Wichita State	W, 4-3
3-May	New Mexico State	W, 19-2
4-May	New Mexico State	W, 6-2
14-May	Oregon State	W, 9-3 <sup>A</sup>
15-May	Oregon State	W, 3-1 <sup>A</sup>
16-May	Oregon State	W, 8-4 <sup>A</sup>
18-May	at New Mexico	W, 22-4
19-May	at New Mexico State	W, 12-5
21-May	at Arizona	W, 8-3 <sup>A</sup>
22-May	at Arizona	W, 7-2 <sup>A</sup>
23-May	at Arizona	L, 7-13 <sup>A</sup>
28-May	at #2 Stanford	L, 0-5 <sup>A</sup>
29-May	at #2 Stanford	L, 3-10 <sup>A</sup>
20-May	at #2 Stanford	W, 15-5 <sup>A</sup>
4-Jun	Pepperdine	NCAA Regional (Fullerton) L, 5-15
5-Jun	Minnesota	NCAA Regional (Fullerton) W, 6-4
5-Jun	Cal State Fullerton	NCAA Regional (Fullerton) L, 0-5

2005 (42-25)		
Head Coach: Pat Murphy		
Pac-10 Record: 15-9 (3rd)		
28-Jan	#14 Long Beach State	L, 3-7
29-Jan	#14 Long Beach State	W, 8-6
30-Jan	#14 Long Beach State	L, 1-11
4-Feb	New Mexico State	Schaefer Classic (Tempe) W, 12-0
5-Feb	Gonzaga	Schaefer Classic W, 10-8
6-Feb	Oregon State	Schaefer Classic L, 6-12
7-Feb	New Mexico State	Schaefer Classic W, 11-10
12-Feb	South Alabama	Coca Cola Classic W, 7-2
12-Feb	Oklahoma	Coca Cola Classic W, 7-5
13-Feb	Gonzaga	Coca Cola Classic L, 0-2
15-Feb	at #9 Arizona	L, 6-7
18-Feb	at #1 Tulane	L, 2-8
19-Feb	at #1 Tulane	L, 2-7
20-Feb	at #1 Tulane	L, 3-9
23-Feb	at #7 Arizona	L, 5-11
25-Feb	#8 Baylor	W, 5-3
26-Feb	#8 Baylor	W, 12-4
27-Feb	#8 Baylor	L, 7-7
4-Mar	#4 North Carolina	Keith LeClair Invitational W, 4-3
5-Mar	at East Carolina	Keith LeClair Invitational W, 10-3
6-Mar	Ohio State	Keith LeClair Invitational W, 3-0
11-Mar	at #5 LSU	L, 5-6
12-Mar	Western Illinois	at Baton Rouge, LA. W, 19-1
13-Mar	Western Illinois	at Baton Rouge, LA. W, 30-13
13-Mar	at #5 LSU	L, 3-20
18-Mar	Oklahoma	W, 5-4
19-Mar	Oklahoma	W, 5-1
20-Mar	Oklahoma	W, 6-5
24-Mar	at #21 USC	L, 8-9 <sup>A</sup>
25-Mar	at #21 USC	W, 17-1 <sup>A</sup>
26-Mar	at #21 USC	W, 2-1 <sup>A</sup>
1-Apr	Wright State	W, 13-1
2-Apr	Wright State	W, 11-3
3-Apr	Wright State	W, 14-1
9-Apr	at California	W, 11-7 <sup>A</sup>
9-Apr	at California	L, 3-7 <sup>A</sup>
10-Apr	at California	L, 3-4 <sup>A</sup>
15-Apr	#14 Stanford	W, 9-2 <sup>A</sup>
16-Apr	#14 Stanford	W, 6-5 <sup>A</sup>
17-Apr	#14 Stanford	W, 10-9 <sup>A</sup>
20-Apr	UCLA	W, 12-5 <sup>A</sup>
22-Apr	UCLA	W, 16-2 <sup>A</sup>
24-Apr	UCLA	W, 10-8 <sup>A</sup>
29-Apr	at #6 Oregon State	L, 5-6 <sup>A</sup>
30-Apr	at #6 Oregon State	W, 3-1 <sup>A</sup>
1-May	at #6 Oregon State	L, 1-5 <sup>A</sup>
4-May	Utah Valley State	L, 6-9
14-May	#7 Arizona	W, 6-1 <sup>A</sup>
15-May	#7 Arizona	L, 7-16 <sup>A</sup>
16-May	#7 Arizona	L, 1-18 <sup>A</sup>
20-May	at Washington	L, 4-6 <sup>A</sup>
21-May	at Washington	L, 3-5 <sup>A</sup>
22-May	at Washington	W, 2-1 <sup>A</sup>
27-May	Washington State	W, 8-2 <sup>A</sup>
28-May	Washington State	W, 16-6 <sup>A</sup>
29-May	Washington State	W, 7-2 <sup>A</sup>
3-Jun	East Carolina	NCAA Regional (Tempe) W, 9-6
4-Jun	#24 Coastal Carolina	NCAA Regional (Tempe) W, 11-3
5-Jun	#24 Coastal Carolina	NCAA Regional (Tempe) W, 9-5
10-Jun	#3 C.S. Fullerton	Super Regional (Fullerton) L, 2-3
11-Jun	#3 C.S. Fullerton	Super Regional (Fullerton) W, 6-2
12-Jun	#3 C.S. Fullerton	Super Regional (Fullerton) W, 9-8
17-Jun	#2 Nebraska	College World Series L, 3-5
19-Jun	#6 Tennessee	College World Series W, 4-2
21-Jun	#2 Nebraska	College World Series W, 8-7
22-Jun	#5 Florida	College World Series W, 6-1
23-Jun	#5 Florida	College World Series L, 3-6

2006 (37-21)		
Head Coach: Pat Murphy		
Pac-10 Record: 14-10 (2nd)		
27-Jan	Cal State Northridge	L, 2-13
28-Jan	Cal State Northridge	W, 9-4
29-Jan	Cal State Northridge	W, 8-1
3-Feb	Northern Illinois	W, 5-3
4-Feb	Northern Illinois	W, 9-6
5-Feb	Northern Illinois	W, 8-3
10-Feb	Gonzaga	Coca Cola Classic L, 1-9
11-Feb	#2 Oregon State	Coca Cola Classic L, 0-11
12-Feb	Nevada	Coca Cola Classic L, 8-12
17-Feb	Houston	W, 4-3
18-Feb	Houston	W, 11-1
19-Feb	Houston	W, 8-6
25-Feb	at #20 Baylor	W, 9-5
25-Feb	at #20 Baylor	W, 11-3
26-Feb	at #20 Baylor	L, 3-5
28-Feb	Texas Tech	W, 13-5
3-Mar	Auburn	W, 14-2
4-Mar	Auburn	W, 12-3
5-Mar	Auburn	W, 8-1
10-Mar	Texas A&M-CC	Whataburger Classic W, 10-2
11-Mar	#1 Rice	Whataburger Classic W, 6-5 (10) <sup>A</sup>
12-Mar	TCU	Whataburger Classic W, 3-1
14-Mar	at #11 Texas	L, 6-11
17-Mar	#21 Oklahoma	W, 8-7
18-Mar	#21 Oklahoma	L, 8-15
24-Mar	Penn State	W, 8-5
25-Mar	Penn State	W, 15-5
26-Mar	Penn State	W, 9-7
31-Mar	at Washington State	L, 1-6 <sup>A</sup>
31-Mar	at Washington State	W, 8-3 <sup>A</sup>
1-Apr	at Washington State	W, 2-1 <sup>A</sup>
2-Apr	Arizona	at Chase Field L, 8-12
7-Apr	Washington	L, 0-8 <sup>A</sup>
8-Apr	Washington	W, 12-7 <sup>A</sup>
9-Apr	Washington	W, 8-7 (11) <sup>A</sup>
13-Apr	#18 USC	L, 12-13 <sup>A</sup>
14-Apr	#18 USC	W, 10-9 (10) <sup>A</sup>
15-Apr	#18 USC	W, 8-7 <sup>A</sup>
17-Apr	at Texas Tech	L, 2-7
21-Apr	at UCLA	W, 3-2 <sup>A</sup>
22-Apr	at UCLA	L, 1-5 <sup>A</sup>
23-Apr	at UCLA	L, 10-11 (10) <sup>A</sup>
28-Apr	at Stanford	L, 1-7 <sup>A</sup>
29-Apr	at Stanford	W, 11-7 <sup>A</sup>
30-Apr	at Stanford	L, 4-11 <sup>A</sup>
2-May	Arizona	W, 22-8
12-May	#4 Oregon State	W, 10-3 <sup>A</sup>
13-May	#4 Oregon State	W, 6-3 <sup>A</sup>
14-May	#4 Oregon State	L, 8-9 <sup>A</sup>
19-May	at Arizona	W, 15-6 <sup>A</sup>
20-May	at Arizona	L, 12-18 <sup>A</sup>
21-May	at Arizona	L, 4-5 <sup>A</sup>
26-May	California	W, 13-5 <sup>A</sup>
27-May	California	W, 9-3 <sup>A</sup>
28-May	California	W, 7-6 (11) <sup>A</sup>
3-Jun	Baylor	NCAA Regional (Houston) L, 2-3
3-Jun	Prairie View A & M	NCAA Regional (Houston) W, 13-4
4-Jun	Baylor	NCAA Regional (Houston) L, 2-7

2007 (5-15)**		
Head Coach: Pat Murphy		
Pac-10 Record: 2-5 (1st)**		
2-Feb	*Southern Utah	W, 20-1
3-Feb	*Southern Utah	W, 18-4
4-Feb	*Southern Utah	W, 23-3
9-Feb	*Texas A&M	Houston College Classic W, 5-4
10-Feb	#5 Vanderbilt	Houston College Classic L, 6-7 (10)
11-Feb	*Houston	Houston College Classic W, 11-1
15-Feb	Missouri	W, 7-1
16-Feb	Missouri	Coca Cola Classic L, 3-2
17-Feb	#15 Oregon State	Coca Cola Classic L, 4-12
18-Feb	*Gonzaga	Coca Cola Classic W, 9-2
23-Feb	*UAB	W, 11-3
24-Feb	*UAB	W, 13-2
15-Feb	*UAB	W, 12-5
27-Feb	*at #12 Arizona	W, 22-8
2-Mar	*at #23 Auburn	W, 8-2
3-Mar	at #23 Auburn	L, 8-11
4-Mar	at #23 Auburn	L, 6-7
9-Mar	*#19 Long Beach St.	W, 7-6
10-Mar	#19 Long Beach St.	L, 7-8
11-Mar	#19 Long Beach St.	L, 9-16
13-Mar	*#28 Kansas State	W, 9-6
14-Mar	*#28 Kansas State	W, 6-2
16-Mar	*Maine	W, 12-3
17-Mar	Maine	W, 12-1
17-Mar	*Maine	W, 23-2
18-Mar	*Maine	W, 11-5

23-Mar	*at #19 USC	W, 10-0 <sup>A</sup>
24-Mar	*at #19 USC	W, 4-3 <sup>A</sup>
25-Mar	at #19 USC	L, 13-14 <sup>A</sup>
28-Mar	#23 Arizona	at Chase Field L, 5-6
30-Mar	at Washington	L, 4-5 <sup>A</sup>
31-Mar	at Washington	W, 11-5 <sup>A</sup>
1-Apr	*at Washington	W, 8-5 <sup>A</sup>
5-Apr	*Stanford	W, 5-4 <sup>A</sup>
6-Apr	*Stanford	W, 12-8 <sup>A</sup>
7-Apr	*Stanford	W, 14-1 <sup>A</sup>
13-Apr	*Washington State	W, 8-3 <sup>A</sup>
14-Apr	*Washington State	W, 4-3 <sup>A</sup>
15-Apr	*Washington State	W, 16-6
20-Apr	*#25 La.-Lafayette	W, 8-2
21-Apr	*#25 La.-Lafayette	W, 11-8
22-Apr	*#25 La.-Lafayette	W, 9-6
25-Apr	*Hawaii	W, 9-2
27-Apr	at California	L, 2-4 <sup>A</sup>
28-Apr	*at California	W, 15-2 <sup>A</sup>
29-Apr	at California	L, 9-13 <sup>A</sup>
11-May	*#10 UCLA	W, 16-14 <sup>A</sup>
12-May	*#10 UCLA	W, 5-4 <sup>A</sup>
13-May	*#10 UCLA	W, 11-10 <sup>A</sup>
16-May	Utah Valley State	W, 11-3
18-May	*at #16 Oregon State	W, 4-3 <sup>A</sup>
19-May	*at #16 Oregon State	W, 3-0 <sup>A</sup>
20-May	*at #16 Oregon State	W, 8-1 <sup>A</sup>
23-May	*#10 Arizona	W, 8-5 <sup>A</sup>
24-May	*#10 Arizona	W, 8-7 <sup>A</sup>
25-May	#10 Arizona	L, 5-14 <sup>A</sup>
1-Jun	*Monmouth	NCAA Regional (Tempe) W, 5-3
2-Jun	*#14 UC Riverside	NCAA Regional (Tempe) W, 9-2
3-Jun	*Nebraska	NCAA Regional (Tempe) W, 9-7
9-Jun	*#13 Mississippi	Super Regional (Tempe) W, 4-3
10-Jun	*#13 Mississippi	Super Regional (Tempe) W, 7-1
16-Jun	#4 UC Irvine	College World Series W, 5-4
18-Jun	#5 Oregon State	College World Series L, 6-12
19-Jun	#4 UC Irvine	College World Series L, 7-8 (10)

\*\* 44 victories later vacated due to NCAA sanctions, including six in the NCAA Tournament. The Pac-10 Title and CWS appearance were also vacated. Actual on-field record was 49-15, 19-5 in the Pac-10.

\* Victory later vacated due to NCAA sanctions.

2008 (49-13)		
Head Coach: Pat Murphy		
Pac-10 Record: 16-8 (1st)		
22-Feb	Miami, OH	DeMarini Inv. W, 8-0
23-Feb	#3 Vanderbilt	DeMarini Inv. W, 18-6
24-Feb	#7 Oregon State	DeMarini Inv. W, 11-0
28-Feb	#8 Michigan	Coca Cola Classic W, 15-4
Feb-29	Hawaii	Coca Cola Classic W, 3-0
1-Mar	#8 Michigan	Coca Cola Classic W, 8-4
2-Mar	Portland	Coca Cola Classic W, 5-2
4-Mar	New Mexico	W, 18-1
5-Mar	New Mexico	W, 10-1
7-Mar	UMass	W, 13-4
8-Mar	UMass	W, 13-4
9-Mar	UMass	W, 17-9
11-Mar	#19 Arkansas	W, 6-5
12-Mar	#19 Arkansas	W, 7-4
14-Mar	Troy	W, 15-9
15-Mar	Troy	W, 8-1
16-Mar	Troy	W, 7-1
18-Mar	#2 Arizona	W, 6-5
20-Mar	Northern Colorado	Bob Schaefer Classic W, 13-3
21-Mar	Northern Colorado	Bob Schaefer Classic L, 3-6
22-Mar	Florida International	Bob Schaefer Classic W, 10-5
22-Mar	Florida International	Bob Schaefer Classic W, 8-4
23-Mar	#5 UC Irvine	W, 11-3
28-Mar	USC	W, 16-5 <sup>A</sup>
29-Mar	USC	W, 13-5 <sup>A</sup>
30-Mar	USC	W, 5-2



# 2020 SUN DEVIL BASEBALL

4-May	at UCLA	W, 11-8 <sup>A</sup>
6-May	at Kansas State	L, 6-7
7-May	at #10 Wichita State	W, 6-1
10-May	Loyola Marymount	W, 6-1
11-May	Loyola Marymount	W, 11-3
12-May	Loyola Marymount	W, 12-10
16-May	#30 Washington	W, 13-3 <sup>A</sup>
17-May	#30 Washington	W, 11-4 <sup>A</sup>
18-May	#30 Washington	W, 13-7 <sup>A</sup>
22-May	at #16 Arizona	W, 13-6 <sup>A</sup>
23-May	at #16 Arizona	L, 3-4 (11) <sup>A</sup>
24-May	at #16 Arizona	L, 4-7 <sup>A</sup>
30-May	Stony Brook	NCAA Regional (Tempe) W, 9-7
31-May	Oklahoma	NCAA Regional (Tempe) W, 15-3
1-Jun	Oklahoma	NCAA Regional (Tempe) W, 12-0
7-Jun	#17 Fresno State	Super Regional (Tempe) W, 12-4
8-Jun	#17 Fresno State	Super Regional (Tempe) L, 6-8
9-Jun	#17 Fresno State	Super Regional (Tempe) L, 9-12

## 2009 (51-14) Head Coach: Pat Murphy Pac-10 Record: 21-6 (1st)

20-Feb	Wisconsin-Milwaukee	W, 15-3
21-Feb	Wisconsin-Milwaukee	W, 13-5
21-Feb	Wisconsin-Milwaukee	W, 14-1
22-Feb	Wisconsin-Milwaukee	W, 11-0
24-Feb	#15 Missouri	W, 3-1
26-Feb	#15 Missouri	DeMarini Inv. W, 2-1
27-Feb	Northern Illinois	DeMarini Inv. W, 6-1
28-Feb	#22 Oregon State	DeMarini Inv. W, 6-3
1-Mar	#15 Missouri	L, 2-5 (8)
5-Mar	Holy Cross	W, 15-0
6-Mar	Holy Cross	W, 12-1
7-Mar	Holy Cross	W, 11-3
10-Mar	Kansas State	Coca Cola Classic L, 2-6
11-Mar	Kansas State	Coca Cola Classic W, 12-1
13-Mar	Kansas	Coca Cola Classic W, 9-4
14-Mar	Kansas	Coca Cola Classic L, 2-3
15-Mar	Kansas	Coca Cola Classic W, 12-10
20-Mar	Arizona	W, 4-1 <sup>A</sup>
21-Mar	Arizona	W, 7-3 <sup>A</sup>
22-Mar	Arizona	W, 23-9 <sup>A</sup>
27-Mar	at USC	W, 2-1 <sup>A</sup>
28-Mar	at USC	W, 10-1 <sup>A</sup>
29-Mar	at USC	L, 2-8 <sup>A</sup>
31-Mar	#1 Cal State Fullerton	L, 5-7
1-Apr	#1 Cal State Fullerton	W, 3-1
3-Apr	at Washington	at Safeco Field W, 3-1 <sup>A</sup>
4-Apr	at Washington	W, 12-1 <sup>A</sup>
5-Apr	at Washington	W, 6-2 <sup>A</sup>
7-Apr	at #1 Arkansas	L, 3-7
8-Apr	at #1 Arkansas	L, 7-8
10-Apr	Washington State	W, 13-3 <sup>A</sup>
11-Apr	Washington State	W, 11-1 <sup>A</sup>
12-Apr	Washington State	L, 4-10 <sup>A</sup>
17-Apr	Stanford	W, 14-6 <sup>A</sup>
18-Apr	Stanford	W, 7-2 <sup>A</sup>
19-Apr	Stanford	W, 6-3 <sup>A</sup>
21-Apr	#20 Hawai'i	W, 17-2
24-Apr	at Cal	W, 3-1 <sup>A</sup>
25-Apr	at Cal	L, 6-10 <sup>A</sup>
26-Apr	at Cal	W, 6-5 <sup>A</sup>
29-Apr	at Arizona	W, 20-3
1-May	at #22 Oregon State	W, 4-2 <sup>A</sup>
2-May	at #22 Oregon State	L, 3-4 <sup>A</sup>
3-May	at #22 Oregon State	L, 5-10 <sup>A</sup>
5-May	San Diego	W, 8-7 (11)
6-May	San Diego	W, 7-6
8-May	Winthrop	W, 14-3
9-May	Winthrop	W, 10-9
10-May	Winthrop	W, 5-0
15-May	Oregon	W, 9-0 <sup>A</sup>
16-May	Oregon	W, 10-2 <sup>A</sup>
17-May	Oregon	W, 8-0 <sup>A</sup>
20-May	at Arizona	W, 9-3
22-May	UCLA	W, 4-0 <sup>A</sup>
23-May	UCLA	L, 4-10 <sup>A</sup>
24-May	UCLA	W, 6-5 <sup>A</sup>
29-May	Kent State	W, 17-6
30-May	Oral Roberts	W, 4-1
31-May	Oral Roberts	W, 8-3
6-Jun	#13 Clemson	W, 7-4
7-Jun	#13 Clemson	W, 8-2
14-Jun	#4 North Carolina	W, 5-2 (10)
16-Jun	#4 Texas	L, 6-10
18-Jun	#4 North Carolina	W, 12-5
19-Jun	#4 Texas	L, 3-4

## 2010 (52-10) Head Coach: Tim Esmay Pac-10 Record: 20-7 (1st)

19-Feb	Northern Illinois	W, 8-0
--------	-------------------	--------

20-Feb	Northern Illinois	W, 10-5
20-Feb	Northern Illinois	W, 26-1
26-Feb	Towson	W, 15-1
27-Feb	Towson	W, 9-1
27-Feb	Towson	W, 11-6
28-Feb	Towson	W, 5-4
4-Mar	Cal Poly	Coca Cola Classic W, 12-9
5-Mar	#10 Oregon State	Coca Cola Classic W, 6-4
6-Mar	UC Riverside	Coca Cola Classic W, 16-2
7-Mar	FIU	Coca Cola Classic W, 4-1 (7)
9-Mar	Grand Canyon	W, 4-2
12-Mar	Auburn	W, 9-8
13-Mar	Auburn	W, 16-7
14-Mar	Auburn	W, 8-3
16-Mar	at #29 CS Fullerton	W, 6-5
17-Mar	at #29 CS Fullerton	W, 8-6
19-Mar	Houston	W, 10-1
20-Mar	Houston	W, 6-0
21-Mar	Houston	W, 6-5
26-Mar	Cal	W, 12-5 <sup>A</sup>
27-Mar	Cal	W, 6-1 <sup>A</sup>
28-Mar	Cal	W, 3-2 <sup>A</sup>
1-Apr	at Oregon	W, 1-0 <sup>A</sup>
2-Apr	at Oregon	L, 5-6 (12) <sup>A</sup>
3-Apr	at Oregon	W, 7-3 <sup>A</sup>
5-Apr	San Diego	W, 15-0
6-Apr	San Diego	W, 11-6
9-Apr	at Washington State	L, 5-6
10-Apr	at Washington State	W, 11-7 <sup>A</sup>
11-Apr	at Washington State	L, 5-9 <sup>A</sup>
16-Apr	USC	W, 5-4 <sup>A</sup>
17-Apr	USC	W, 5-3 <sup>A</sup>
18-Apr	USC	W, 14-6 <sup>A</sup>
20-Apr	#15 Arizona	L, 2-4
23-Apr	Washington	W, 10-2 <sup>A</sup>
24-Apr	Washington	L, 4-9 <sup>A</sup>
25-Apr	Washington	W, 10-4 <sup>A</sup>
27-Apr	San Francisco	W, 11-5
28-Apr	San Francisco	W, 21-3
30-Apr	at #4 UCLA	W, 5-1 <sup>A</sup>
1-May	at #4 UCLA	W, 6-1 <sup>A</sup>
2-May	at #4 UCLA	W, 12-3 <sup>A</sup>
4-May	#20 Arizona	W, 13-1
10-May	BYU	W, 14-0
11-May	BYU	W, 7-2
15-May	at #25 Arizona	W, 12-4 <sup>A</sup>
16-May	at #25 Arizona	L, 4-13 <sup>A</sup>
17-May	at #25 Arizona	W, 4-2 <sup>A</sup>
21-May	Oregon State	W, 10-4 <sup>A</sup>
22-May	Oregon State	W, 6-5 <sup>A</sup>
23-May	Oregon State	L, 8-9 <sup>A</sup>
27-May	at #25 Stanford	W, 4-2 <sup>A</sup>
28-May	at #25 Stanford	L, 2-5 <sup>A</sup>
29-May	at #25 Stanford	W, 8-6 <sup>A</sup>
4-Jun	Milwaukee	W, 6-2
5-Jun	Hawai'i	W, 12-1
6-Jun	Hawai'i	W, 8-4
12-Jun	#15 Arkansas	W, 7-6 (12)
13-Jun	#15 Arkansas	W, 7-5 (12)
21-Jun	#8 Clemson	L, 3-6
22-Jun	#5 South Carolina	L, 4-11

## 2011 (43-18) Head Coach: Tim Esmay Pac-10 Record: 17-10 (T-2nd)

18-Feb	New Mexico	W, 8-2
20-Feb	New Mexico	W, 8-1
20-Feb	New Mexico	W, 7-5
25-Feb	Delaware	L, 3-7
26-Feb	Delaware	W, 9-2
26-Feb	Delaware	W, 10-2
27-Feb	Delaware	W, 13-4
3-Mar	CS Bakersfield	Coca Cola Classic L, 1-2 (10)
4-Mar	Northern Illinois	Coca Cola Classic W, 10-9
5-Mar	Kansas	Coca Cola Classic W, 4-3
6-Mar	UC Riverside	Coca Cola Classic W, 5-4 (11)
11-Mar	at #23 Auburn	W, 8-7
12-Mar	at #23 Auburn	W, 9-5
13-Mar	at #23 Auburn	L, 8-10
15-Mar	#2 Oklahoma	W, 6-2
16-Mar	#2 Oklahoma	W, 6-4
18-Mar	Oral Roberts	W, 5-1
19-Mar	Oral Roberts	W, 4-3
20-Mar	Oral Roberts	L, 2-5
22-Mar	at #13 CS Fullerton	L, 3-7
23-Mar	at #13 CS Fullerton	W, 10-1
25-Mar	#15 Arizona	L, 2-5 <sup>A</sup>
26-Mar	#15 Arizona	W, 5-1 <sup>A</sup>
27-Mar	#15 Arizona	W, 8-1 <sup>A</sup>
1-Apr	Oregon	W, 5-2 <sup>A</sup>
2-Apr	Oregon	W, 3-1 <sup>A</sup>
3-Apr	Oregon	W, 8-0 <sup>A</sup>

5-Apr	at #21 Arizona	W, 10-5
8-Apr	at #19 Oregon State	L, 3-5 <sup>A</sup>
9-Apr	at #19 Oregon State	L, 6-7 <sup>A</sup>
10-Apr	at #19 Oregon State	L, 6-9 <sup>A</sup>
15-Apr	Washington State	W, 3-1 <sup>A</sup>
16-Apr	Washington State	W, 8-2 <sup>A</sup>
17-Apr	Washington State	W, 10-4 <sup>A</sup>
21-Apr	at #15 Cal	W, 6-4 (17) <sup>A</sup>
22-Apr	at #15 Cal	W, 5-0 <sup>A</sup>
23-Apr	at #15 Cal	W, 6-0 <sup>A</sup>
26-Apr	at Arizona	W, 4-3
29-Apr	#21 Stanford	W, 12-10 <sup>A</sup>
30-Apr	#21 Stanford	L, 4-6 <sup>A</sup>
1-May	#21 Stanford	W, 7-1 <sup>A</sup>
2-May	BYU	W, 3-0
3-May	BYU	L, 4-6
6-May	Long Beach State	W, 6-3
7-May	Long Beach State	W, 9-2
8-May	Long Beach State	W, 17-9
13-May	at USC	L, 1-5 <sup>A</sup>
14-May	at USC	W, 7-4 <sup>A</sup>
15-May	at USC	L, 2-6 <sup>A</sup>
20-May	at Washington	W, 6-0 <sup>A</sup>
21-May	at Washington	W, 12-0 <sup>A</sup>
22-May	at Washington	L, 0-3 <sup>A</sup>
27-May	#17 UCLA	L, 3-10 <sup>A</sup>
28-May	#17 UCLA	L, 0-7 <sup>A</sup>
29-May	#17 UCLA	W, 10-5 <sup>A</sup>
3-Jun	New Mexico	NCAA Regional (Tempe) W, 4-2
4-Jun	Charlotte	NCAA Regional (Tempe) W, 16-1
5-Jun	#19 Arkansas	NCAA Regional (Tempe) W, 13-4
10-Jun	at #5 Texas	Super Regional (Austin) W, 3-1
11-Jun	at #5 Texas	Super Regional (Austin) L, 1-5
12-Jun	at #5 Texas	Super Regional (Austin) L, 2-4

## 2012 (36-20) Head Coach: Tim Esmay Pac-12 Record: 18-12 (T-4th)

17-Feb	Western Michigan	W, 10-0
18-Feb	Western Michigan	W, 13-0
19-Feb	Western Michigan	W, 17-2
24-Feb	UC Riverside	W, 11-3
25-Feb	UC Riverside	L, 1-3
26-Feb	UC Riverside	W, 11-2
1-Mar	Saint Louis	Coca Cola Classic W, 9-1
2-Mar	Northern Illinois	Coca Cola Classic W, 4-3
3-Mar	Winthrop	Coca Cola Classic W, 17-2
4-Mar	Saint Mary's	Coca Cola Classic L, 3-4 (11)
6-Mar	Texas Tech	L, 4-8
9-Mar	at Long Beach State	W, 3-2 (12)
10-Mar	at Long Beach State	L, 3-7
11-Mar	at Long Beach State	W, 6-1
13-Mar	Utah Valley	W, 9-0
14-Mar	Utah Valley	L, 6-9
16-Mar	at UCLA	L, 5-6 <sup>A</sup>
18-Mar	at UCLA	L, 2-4 <sup>A</sup>
18-Mar	at UCLA	W, 4-3 <sup>A</sup>
21-Mar	UNLV	W, 4-2
23-Mar	Cal	W, 5-1 <sup>A</sup>
24-Mar	Cal	L, 2-3 <sup>A</sup>
25-Mar	Cal	W, 9-6 <sup>A</sup>
27-Mar	#13 Cal St. Fullerton	W, 1-0
28-Mar	#13 Cal St. Fullerton	L, 5-9
30-Mar	at #23 Oregon	L, 0-1 <sup>A</sup>
31-Mar	at #23 Oregon	L, 1-3 <sup>A</sup>
1-Apr	at #23 Oregon	L, 3-4 <sup>A</sup>
5-Apr	#17 Oregon State	W, 8-2 <sup>A</sup>
6-Apr	#17 Oregon State	W, 3-2 <sup>A</sup>
7-Apr	#17 Oregon State	W, 5-1 <sup>A</sup>
9-Apr	at New Mexico	L, 6-15
10-Apr	at New Mexico	W, 3-1
13-Apr	USC	W, 5-1 <sup>A</sup>
14-Apr	USC	W, 4-0 <sup>A</sup>
15-Apr	USC	W, 8-1 <sup>A</sup>
17-Apr	#16 Arizona	W, 12-8
20-Apr	at #6 Stanford	L, 5-17 <sup>A</sup>
21-Apr	at #6 Stanford	L, 7-8 <sup>A</sup>
22-Apr	at #6 Stanford	L, 5-9 <sup>A</sup>
27-Apr	at Washington State	W, 7-4 <sup>A</sup>
28-Apr	at Washington State	W, 2-0 <sup>A</sup>
29-Apr	at Washington State	L, 6-7 <sup>A</sup>
4-May	Utah	W, 5-3 <sup>A</sup>
5-May	Utah	W, 17-1 <sup>A</sup>
6-May	Utah	W, 4-2 <sup>A</sup>
11-May	at Gonzaga	W, 4-2
12-May	at Gonzaga	W, 10-1
13-May	at Gonzaga	W, 3-1
16-May	#8 Arizona	L, 2-10
18-May	Washington	W, 7-5 <sup>A</sup>
19-May	Washington	W, 8-4 <sup>A</sup>
20-May	Washington	W, 9-6 <sup>A</sup>
25-May	at #13 Arizona	L, 0-1 <sup>A</sup>

26-May	at #13 Arizona	W, 9-7 <sup>A</sup>
27-May	at #13 Arizona	L, 7-8 <sup>A</sup>

## 2013 (37-22-1) Head Coach: Tim Esmay Pac-12 Record: 16-14 (T-4th)

15-Feb	Bethune-Cookman	W, 5-4
16-Feb	Bethune-Cookman	W, 15-7
17-Feb	Bethune-Cookman	L, 7-6
22-Feb	Tennessee	W, 4-0
23-Feb	Tennessee	L, 11-2
24-Feb	Tennessee	W, 5-1
28-Feb	#2 Arkansas	Spring Training Classic W, 3-2
1-Mar	Pacific	Spring Training Classic W, 8-1
2-Mar	#2 Arkansas	Spring Training Classic W, 3-1
3-Mar	Gonzaga	Spring Training Classic T, 6-6 (8)
8-Mar	Long Beach State	W, 4-0
9-Mar	Long Beach State	W, 6-0
10-Mar	Long Beach State	W, 11-2
13-Mar	New Mexico	W, 4-3 (11)
15-Mar	Washington State	L, 15-4 <sup>A</sup>
16-Mar	Washington State	W, 4-1 <sup>A</sup>
17-Mar	Washington State	L, 11-8 <sup>A</sup>
19-Mar	at Texas Tech	L, 8-7
22-Mar	at #3 Oregon State	L, 5-0 <sup>A</sup>
23-Mar	at #3 Oregon State	W, 4-0 <sup>A</sup>
24-Mar	at #3 Oregon State	L, 4-3 <sup>A</sup>
28-Mar	#4 UCLA	W, 4-1 <sup>A</sup>
29-Mar	#4 UCLA	W, 7-4 <sup>A</sup>
30-Mar	#4 UCLA	L, 12-10 (10) <sup>A</sup>
2-Apr	at Wichita State	W, 4-3
3-Apr	at Wichita State	W, 4-2
5-Apr	#5 Oregon	W, 6-5 (11) <sup>A</sup>
6-Apr	#5 Oregon	W, 14-9 <sup>A</sup>
7-Apr	#5 Oregon	L, 16-3 <sup>A</sup>
10-Apr	at UNLV	W, 11-3
12-Apr	at USC	L, 5-0 <sup>A</sup>
13-Apr	at USC	W, 6-3 <sup>A</sup>
14-Apr	at USC	W, 6-5 <sup>A</sup>
16-Apr	at Arizona	L, 10-9
19-Apr	Valparaiso	W, 16-3
20-Apr	Valparaiso	W, 15-3
21-Apr	Valparaiso	L, 8-6
24-Apr	UNLV	W, 5-2
26-Apr	at Utah	W, 5-4 (10) <sup>A</sup>
27-Apr	at Utah	W, 5-1 <sup>A</sup>
28-Apr	at Utah	W, 9-6 <sup>A</sup>
30-Apr	at Arizona	W, 7-5
3-May	#22 Stanford	L, 5-3 <sup>A</sup>
4-May	#22 Stanford	L, 9-8 (11) <sup>A</sup>
5-May	#22 Stanford	W, 11-8 <sup>A</sup>
10-May	at Cal	L, 3-1 <sup>A</sup>
11-May	at Cal	W, 10-9 <sup>A</sup>
12-May	at Cal	W, 10-7 <sup>A</sup>
15-May	Texas Tech	W, 8-5
17-May	Arizona	L, 10-7 <sup>A</sup>
18-May	Arizona	W, 6-3 <sup>A</sup>
19-May	Arizona	L, 7-6 <sup>A</sup>
21-May	BYU	L, 8-3
24-May	at Washington	L, 8-7 <sup>A</sup>
25-May	at Washington	W, 14-4 <sup>A</sup>
26-May	at Washington	L, 7-2 <sup>A</sup>
31-May	New Mexico	NCAA Regional (Fullerton) W, 4-3
1-Jun	#3 C.S. Fullerton	NCAA Regional (Fullerton) L, 0-1
2-Jun	Columbia	NCAA Regional (Fullerton) W, 10-5
2-Jun	#3 C.S. Fullerton	NCAA Regional (Fullerton) L, 1-6

## 2014 (33-24) Head Coach: Tim Esmay Pac-12 Record: 19-11 (3rd)

14-Feb	Baylor	L, 7-9
15-Feb	Baylor	W, 7-4
16-Feb	Baylor	W, 12-1
18-Feb	New Mexico	L, 1-7
21-Feb	at Long Beach State	L, 0-11
22-Feb	at UC Irvine	L, 2-5
23-Feb	vs Wright State	W, 7-2
27-Feb	vs Santa Clara	Spring Training Classic W, 9-6
28-Feb	vs Gonzaga	Spring Training Classic W, 10-5
2-Mar	vs #14 Oklahoma State	Spring Training Classic W, 6-1
7-Mar	#19 Tennessee	W, 3-1
8-Mar	#19 Tennessee	L, 5-6
9-Mar	#19 Tennessee	L, 4-6
12-Mar	New Mexico	W, 8-5
14-Mar	Washington	W, 4-1*
15-Mar	Washington	L, 3-9*
16-Mar	Washington	L, 3-4 (11)*
18-Mar	Wichita State	W, 9-5
19-Mar	Wichita State	L, 9-12
21-Mar	at #4 Oregon State	L, 0-4*
22-Mar	at #4 Oregon State	W, 3-2 (10)*
23-Mar	at #4 Oregon State	W, 2-0*

# 2020 SUN DEVIL BASEBALL

26-Mar	Arizona	W, 14-6
28-Mar	at #15 UCLA	L, 3-7 <sup>A</sup>
29-Mar	at #15 UCLA	W, 8-5 <sup>A</sup>
30-Mar	at #15 UCLA	W, 6-5 (10) <sup>A</sup>
4-Apr	USC	W, 5-3 <sup>A</sup>
5-Apr	USC	W, 10-9 (11) <sup>A</sup>
6-Apr	USC	L, 7-8 <sup>A</sup>
9-Apr	Arizona	L, 9-10
11-Apr	Cal	W, 3-2 (10) <sup>A</sup>
12-Apr	Cal	W, 4-1 <sup>A</sup>
13-Apr	Cal	L, 3-5 (10) <sup>A</sup>
15-Apr	#20 UNLV	W, 5-2
17-Apr	at Stanford	L, 3-4 <sup>A</sup>
18-Apr	at Stanford	W, 3-2 <sup>A</sup>
19-Apr	at Stanford	L, 0-1 <sup>A</sup>
25-Apr	at Arizona	W, 2-1 <sup>A</sup>
26-Apr	at Arizona	W, 7-0 <sup>A</sup>
27-Apr	at Arizona	L, 1-6 <sup>A</sup>
29-Apr	New Mexico State	W, 2-0
2-May	at #9 Oklahoma State	L, 5-8
3-May	at #9 Oklahoma State	L, 5-6 (11)
4-May	at #9 Oklahoma State	L, 12-14
9-May	#9 Oregon	L, 4-5 <sup>A</sup>
10-May	#9 Oregon	W, 9-4 <sup>A</sup>
11-May	#9 Oregon	W, 8-6 <sup>A</sup>
13-May	at UNLV	W, 9-5
16-May	Utah	W, 9-3 <sup>A</sup>
17-May	Utah	W, 7-1 <sup>A</sup>
18-May	Utah	W, 14-6 <sup>A</sup>
20-May	Abilene Christian	W, 4-2
23-May	at Washington State	W, 12-8 <sup>A</sup>
24-May	at Washington State	L, 7-10 <sup>A</sup>
25-May	at Washington State	W, 6-3 <sup>A</sup>
30-May	Pepperdine	L, 2-3
31-May	Sacramento State	L, 4-5

## 2015 (35-23) Head Coach: Tracy Smith Pac-12 Record: 18-12 (T-3rd)

13-Feb	#5 Oklahoma State	W, 4-3 (10)
14-Feb	#5 Oklahoma State	W, 5-3
15-Feb	#5 Oklahoma State	L, 8-9
18-Feb	Oklahoma	W, 7-4
20-Feb	#1 TCU	L, 0-3
21-Feb	#1 TCU	W, 7-6
22-Feb	#1 TCU	L, 2-3
26-Feb	CSU Bakersfield	Phoenix Muni Classic W, 5-4
27-Feb	CSU Bakersfield	Phoenix Muni Classic L, 4-7
27-Feb	Purdue	Phoenix Muni Classic W, 15-5
28-Feb	Gonzaga	Phoenix Muni Classic W, 5-2
6-Mar	Long Beach State	W, 6-4
7-Mar	Long Beach State	W, 2-4
8-Mar	Long Beach State	W, 9-3
11-Mar	UNLV	W, 5-4
13-Mar	#24 Oregon State	L, 0-1 <sup>A</sup>
14-Mar	#24 Oregon State	W, 4-3 <sup>A</sup>
15-Mar	#24 Oregon State	W, 7-4 <sup>A</sup>
18-Mar	New Mexico	W, 4-3 <sup>A</sup>
20-Mar	at #15 Oregon	W, 7-6 (10) <sup>A</sup>
21-Mar	at #15 Oregon	W, 2-1 <sup>A</sup>
22-Mar	at #15 Oregon	L, 1-5 <sup>A</sup>
27-Mar	Stanford	W, 7-6 <sup>A</sup>
28-Mar	Stanford	W, 6-3 <sup>A</sup>
29-Mar	Stanford	W, 14-6 <sup>A</sup>
31-Mar	New Mexico State	W, 7-3
2-Apr	at Utah	W, 5-3 (12) <sup>A</sup>
3-Apr	at Utah	L, 5-6 <sup>A</sup>
4-Apr	at Utah	W, 6-5 (10) <sup>A</sup>
7-Apr	at UNLV	L, 6-7
11-Apr	#24 Arizona	W, 5-4 <sup>A</sup>
12-Apr	#24 Arizona	W, 13-7 <sup>A</sup>
13-Apr	Arizona	L, 2-7 <sup>A</sup>
17-Apr	at Washington	L, 7-9 <sup>A</sup>
18-Apr	at Washington	W, 4-3 <sup>A</sup>
19-Apr	at Washington	W, 6-5 (10) <sup>A</sup>
22-Apr	at Arizona	W, 6-5
24-Apr	Tennessee Tech	W, 6-3
25-Apr	Tennessee Tech	L, 4-7
26-Apr	Tennessee Tech	W, 16-4
28-Apr	at Arizona	L, 6-17
1-May	at #13 California	W, 5-3 <sup>A</sup>
2-May	at #13 California	L, 4-5 <sup>A</sup>
3-May	at #13 California	L, 6-8 <sup>A</sup>
8-May	#2 UCLA	L, 0-9 <sup>A</sup>
9-May	#2 UCLA	L, 5-11 (17) <sup>A</sup>
10-May	#2 UCLA	W, 2-1 <sup>A</sup>
12-May	at New Mexico	L, 6-9
14-May	Washington State	W, 5-0 <sup>A</sup>
15-May	Washington State	L, 0-1 (10) <sup>A</sup>
16-May	Washington State	W, 6-5 (11) <sup>A</sup>
19-May	Abilene Christian	W, 4-1

22-May	at USC	W, 11-3 <sup>A</sup>
23-May	at USC	L, 4-7 <sup>A</sup>
24-May	at USC	L, 3-6 <sup>A</sup>
29-May	Clemson	NCAA Regional (Fullerton) W, 7-4
30-May	#21 C.S. Fullerton	NCAA Regional (Fullerton) L, 2-3
31-May	Pepperdine	NCAA Regional (Fullerton) L, 4-7

## 2016 (36-23) Head Coach: Tracy Smith Pac-12 Record: 16-14 (T-3rd)

19-Feb	Xavier	W, 5-2
20-Feb	Xavier	W, 2-1
20-Feb	Xavier	W, 8-2
21-Feb	Xavier	W, 5-1
23-Feb	Nevada	L, 5-11
26-Feb	at Long Beach St.	W, 9-2
27-Feb	at Long Beach St.	L, 2-5
28-Feb	at Long Beach St.	L, 1-2
4-Mar	Eastern Michigan	W, 12-4
5-Mar	Eastern Michigan	W, 5-4 (11)
6-Mar	Eastern Michigan	W, 8-1
8-Mar	at Cal State Fullerton	W, 5-2
9-Mar	at Cal State Fullerton	W, 2-1 (14)
11-Mar	UC Davis	W, 6-5 (11)
12-Mar	UC Davis	W, 4-3 (12)
13-Mar	UC Davis	W, 3-2
18-Mar	at #3 Oregon State	L, 2-3 <sup>A</sup>
19-Mar	at #3 Oregon State	L, 2-12 <sup>A</sup>
20-Mar	at #3 Oregon State	L, 3-7 <sup>A</sup>
22-Mar	San Diego	L, 3-6
24-Mar	Utah	L, 1-3 <sup>A</sup>
25-Mar	Utah	W, 5-0 <sup>A</sup>
26-Mar	Utah	L, 7-16 <sup>A</sup>
31-Mar	at Washington St.	W, 10-1 <sup>A</sup>
1-Apr	at Washington St.	L, 3-9 <sup>A</sup>
2-Apr	at Washington St.	W, 18-3 <sup>A</sup>
8-Apr	Washington	L, 2-4 <sup>A</sup>
9-Apr	Washington	W, 6-3 <sup>A</sup>
10-Apr	Washington	L, 1-6 <sup>A</sup>
12-Apr	Arizona	W, 7-5
15-Apr	#15 California	W, 6-4 <sup>A</sup>
16-Apr	#15 California	L, 4-8 (11) <sup>A</sup>
17-Apr	#15 California	W, 4-0 <sup>A</sup>
19-Apr	UNLV	L, 7-11
22-Apr	at Stanford	W, 3-2 <sup>A</sup>
23-Apr	at Stanford	W, 9-6 <sup>A</sup>
24-Apr	at Stanford	W, 8-7 (10) <sup>A</sup>
26-Apr	Arizona	L, 0-9
29-Apr	New Mexico	W, 9-5
30-Apr	New Mexico	W, 7-4
1-May	New Mexico	W, 1-0
6-May	Oregon	W, 5-4 (12) <sup>A</sup>
7-May	Oregon	W, 9-8 <sup>A</sup>
8-May	Oregon	L, 2-12 <sup>A</sup>
10-May	at UNLV	W, 6-4
13-May	at Arizona	W, 5-2 <sup>A</sup>
14-May	at Arizona	L, 2-4 <sup>A</sup>
15-May	at Arizona	W, 5-1 <sup>A</sup>
18-May	at San Diego	L, 4-6
20-May	at UCLA	W, 12-4 <sup>A</sup>
21-May	at UCLA	L, 2-13 <sup>A</sup>
22-May	at UCLA	W, 10-4 <sup>A</sup>
27-May	USC	W, 3-2 <sup>A</sup>
28-May	USC	L, 2-6 <sup>A</sup>
29-May	USC	L, 9-31 <sup>A</sup>
3-Jun	Gonzaga	NCAA Regional (Fort Worth) L, 1-5
4-Jun	Oral Roberts	NCAA Regional (Fort Worth) W, 4-1
5-Jun	Gonzaga	NCAA Regional (Fort Worth) W, 6-3
5-Jun	at #9 TCU	NCAA Regional (Fort Worth) L, 1-8

## 2017 (23-32) Head Coach: Tracy Smith Pac-12 Record: 8-22 (T-10)

Feb. 17	Northwestern	W, 3-1
Feb. 17	Northwestern	W, 4-3
Feb. 18	Northwestern	W, 6-2
Feb. 21	#20 Oklahoma State	L, 4-18
Feb. 24	at #1 TCU	W, 13-9
Feb. 25	at #1 TCU	L, 4-8
Feb. 26	at #1 TCU	L, 2-5
Feb. 28	New Mexico State	W, 12-5
March 3	Loyola Marymount	W, 2-1
March 4	Loyola Marymount	L, 2-3
March 5	Loyola Marymount	L, 5-8
March 7	Cal State Fullerton	L, 4-13
March 8	Cal State Fullerton	L, 4-10
March 10	Long Beach State	W, 7-6 (10)
March 11	Long Beach State	W, 9-4
March 12	Long Beach State	W, 8-5
March 16	#2 Oregon State*	L, 0-2
March 17	#2 Oregon State*	L, 1-10
March 18	#2 Oregon State*	L, 0-4

March 24	at USC*	L, 4-5 (11)
March 25	at USC*	W, 7-0
March 26	at USC*	L, 4-7
March 28	UNLV	W, 5-4
March 31	UCLA*	L, 3-9
April 1	UCLA*	W, 5-4
April 2	UCLA*	L, 4-17
April 4	at #8 Arizona	L, 2-11
April 7	at Cal*	L, 6-9
April 8	at Cal*	L, 4-5
April 9	at Cal*	L, 2-10
April 11	UNLV	W, 5-3
April 13	Washington State*	W, 6-5
April 14	Washington State*	W, 10-7
April 15	Washington State*	W, 5-4
April 18	at UNLV	L, 12-13
April 21	CSU Bakersfield	W, 12-6
April 22	CSU Bakersfield	W, 4-2
April 23	CSU Bakersfield	L, 6-8
April 28	at Oregon*	L, 0-2
April 29	at Oregon*	W, 4-3
April 30	at Oregon*	L, 2-3
May 5	#13 Stanford*	L, 5-7
May 6	#13 Stanford*	L, 8-13
May 7	#13 Stanford*	W, 9-6
May 9	at #13 Arizona	W, 14-13
May 12	at Washington*	L, 0-4
May 13	at Washington*	W, 8-5
May 14	at Washington*	L, 0-4
May 16	at Seattle	W, 6-4
May 18	Arizona*	L, 5-6
May 19	Arizona*	L, 1-3
May 20	Arizona*	L, 5-9
May 26	at Utah*	L, 0-2
May 27	at Utah*	L, 4-7
May 28	at Utah*	L, 10-11

## 2018 (23-32) Head Coach: Tracy Smith Pac-12 Record: 13-17 (7th)

Feb. 17	Miami (OH)	L, 2-4
Feb. 17	Miami (OH)	W, 7-3
Feb. 18	Miami (OH)	W, 11-1
Feb. 18	Miami (OH)	L, 8-16
Feb. 23	St. Mary's	L, 1-6
Feb. 24	St. Mary's	L, 5-6
Feb. 25	St. Mary's	W, 2-1
Feb. 27	at Long Beach State	W, 1-0
Feb. 28	at Long Beach State	L, 4-16
March 2	Oklahoma State	W, 9-1
March 3	Oklahoma State	W, 14-2
March 4	Oklahoma State	L, 2-3 (10)
March 6	at Pepperdine	W, 10-7
March 9	UNCW	W, 9-4
March 10	UNCW	L, 0-9
March 11	UNCW	L, 1-3
March 13	Arizona	L, 2-6
March 16	Oregon	W, 7-4
March 17	Oregon	W, 18-4
March 18	Oregon	W, 6-1
March 20	#19 UNLV	L, 3-10
March 23	at #16 UCLA	L, 4-5 (10)
March 24	at #16 UCLA	L, 1-12
March 25	at #16 UCLA	W, 4-0
March 29	at Washington State	L, 7-8 (10)
March 30	at Washington State	L, 3-4 (11)
March 31	at Washington State	W, 7-0
April 3	Cal State Fullerton	L, 6-7
April 4	Cal State Fullerton	L, 1-2
April 6	USC	W, 5-1
April 7	USC	L, 1-10
April 8	USC	L, 4-8
April 10	at UNLV	L, 6-14
April 13	at #2 Stanford	L, 1-3
April 14	at #2 Stanford	L, 6-11
April 15	at #2 Stanford	L, 3-10
April 20	Utah	W, 7-4
April 21	Utah	W, 15-7
April 22	Utah	W, 13-8
April 25	New Mexico State	L, 7-8
April 27	at #5 Oregon State	L, 2-6
April 28	at #5 Oregon State	W, 8-5
April 29	at #5 Oregon State	L, 5-6
May 4	Washington	W, 4-3
May 5	Washington	L, 3-7
May 6	Washington	L, 6-7
May 9	at San Diego	W, 12-7
May 13	Pacific	L, 7-12
May 14	Pacific	W, 8-3
May 17	at Arizona	L, 4-6
May 18	at Arizona	W, 10-5
May 19	at Arizona	L, 9-10 (11)

May 24	California	W, 5-4
May 25	California	L, 4-6
May 26	California	L, 0-3

## 2019 (38-19) Head Coach: Tracy Smith Pac-12 Record: 16-13 (5th)

15-Feb	Notre Dame^	W, 10-1
16-Feb	Notre Dame^	W, 20-7
17-Feb	Notre Dame^	W, 16-5
20-Feb	San Diego^	W, 12-2
23-Feb	UC Davis^	W, 3-2
23-Feb	UC Davis^	W, 13-3
24-Feb	UC Davis^	W, 17-2
26-Feb	Pepperdine^	W, 4-3
1-Mar	Michigan State^	W, 8-0
2-Mar	Michigan State^	W, 8-5 (11)
3-Mar	Michigan State^	W, 13-2
5-Mar	at Fullerton	W, 6-4
6-Mar	at Fullerton	CANCELLED
8-Mar	Xavier^	W, 12-0
9-Mar	Xavier^	W, 8-3
10-Mar	Xavier^	W, 11-6
13-Mar	New Mexico State^	W, 7-3
15-Mar	Washington State^^	W, 6-0
16-Mar	Washington State^#	W, 8-7
17-Mar	Washington State^#	W, 6-5
20-Mar	Cal Baptist^	W, 15-9
22-Mar	at Oregon*	W, 12-2
23-Mar	at Oregon*	L, 4-5 (12)
24-Mar	at Oregon*	W, 7-2
29-Mar	Arizona*#	W, 8-2
30-Mar	Arizona*#	W, 8-3
31-Mar	Arizona*#	W, 17-16
2-Apr	Long Beach State^	L, 9-14
5-Apr	at USC*	L, 10-6
6-Apr	at USC*	L, 3-7
7-Apr	at USC*	W, 11-8
9-Apr	at UNLV	L, 9-10
12-Apr	Oregon State^^	W, 4-1
13-Apr	Oregon State^^	L, 4-6
14-Apr	Oregon State^^	L, 3-4
16-Apr	Seattle^	W, 12-5
18-Apr	at Utah*	W, 11-6 (12)
19-Apr	at Utah*	W, 8-5
20-Apr	at Utah*	L, 3-6
23-Apr	UNLV^	W, 9-2
26-Apr	at Washington*	L, 6-10
27-Apr	at Washington*	L, 9-10 (12)
28-Apr	at Washington*	W, 11-6
3-May	UCLA*#	L, 2-3
4-May	UCLA*#	L, 3-18
5-May	UCLA*#	W, 8-7
7-May	at Arizona#	W, 10-7
10-May	at Nebraska	W, 15-6
11-May	at Nebraska	L, 1-2
12-May	at Nebraska	L, 5-8
17-May	at Cal*#	W, 6-5 (11)
18-May	at Cal*#	L, 2-3
19-May	at Cal*#	CANCELLED
23-May	Stanford*#	W, 6-5
24-May	Stanford*#	L, 4-6
25-May	Stanford*#	L, 2-3
31-May	So. Miss NCAA Regional (Baton Rouge)	L, 3-15
1-Jun	Stony Brook NCAA Regional (Baton Rouge)	W, 13-5
2-Jun	So. Miss NCAA Regional (Baton Rouge)	L, 12-13

TWITTER: @ASU\_BASEBALL

INSTAGRAM: @ASU\_BASEBALL

FACEBOOK: SUNDEVILBASEBALL

Five-Time NCAA Champions (1965, 1967, 1969, 1977, 1981) | 22 College World Series Appearances | 21 Conference Championships

127 All-Americans | 14 National Players of the Year | 10 College Baseball Hall of Fame Members

442 Major League Baseball Draft Picks | 111 Major Leaguers | 50 Major League Baseball First-Round Draft Picks

# 2020 SUN DEVIL BASEBALL

## Postseason Summary\*\*

NCAA Appearances...40 | All-Time NCAA Record.....170-80 (.680) | Regional Appearances.....34  
Regional Titles.....19 | Record in Regionals.....86-32 (.729) | Record in Super Regionals...11-7  
CWS Appearances.....22 | CWS Titles.....5 | CWS Runner-Up Finishes.....5 | Record at CWS..61-38 (.616)

### 2019

#### Regional, at Baton Rouge, Louisiana

Southern Miss 15, ASU 3  
ASU 13, Stony Brook 5  
Southern Miss 13, ASU 12

### 2016

#### Regional, at Fort Worth, Texas

Gonzaga 5, ASU 1  
ASU 4, Oral Roberts 1  
ASU 6, Gonzaga 3  
TCU 8, ASU 1

### 2015

#### Regional, at Fullerton, Calif.

ASU 7, Clemson 4  
Cal State Fullerton 3, ASU 2 (14)  
Pepperdine 7, ASU 4

### 2014

#### Regional, at San Luis Obispo, Calif.

Pepperdine 3, ASU 2  
Sacramento State 5, ASU 4

### 2013

#### Regional, at Fullerton, Calif.

ASU 4, New Mexico 3  
Cal State Fullerton 1, ASU 0  
ASU 10, Columbia 5  
Cal State Fullerton 6, ASU 1

### 2011

#### Regional, at Tempe, Ariz.

ASU 4, New Mexico 2  
ASU 16, Charlotte 1  
ASU 13, Arkansas 4

#### Super Regional, at Austin, Texas

ASU 3, Texas 1  
Texas 5, ASU 1  
Texas 4, ASU 2

### 2010

#### Regional, at Tempe, Ariz.

ASU 6, Milwaukee 2

ASU 12, Hawai'i 1  
ASU 8, Hawai'i 4

#### Super Regional, at Tempe, Ariz.

ASU 7, Arkansas 6 (12)  
ASU 7, Arkansas 5 (12)

#### 2010 College World Series

Clemson 6, ASU 3  
South Carolina 11, ASU 4

### 2009

#### Regional, at Tempe, Ariz.

ASU 17, Kent State 6  
ASU 4, Oral Roberts 1  
ASU 8, Oral Roberts 3

#### Super Regional, at Tempe, Ariz.

ASU 7, Clemson 4  
ASU 8, Clemson 2

#### 2009 College World Series - 3rd Place

ASU 5, North Carolina 2 (10)  
Texas 10, ASU 6  
ASU 12, North Carolina 5  
Texas 4, ASU 3

### 2008

#### Regional, at Tempe, Ariz.

ASU 9, Stony Brook 7  
ASU 15, Oklahoma 3  
ASU 12, Oklahoma 0

#### Super Regional, at Tempe, Ariz.

ASU 12, Fresno State 4  
Fresno State 8, ASU 6  
Fresno State 12, ASU 9

### 2007\*

#### Regional, at Tempe, Ariz.

\*ASU 5, Monmouth 3  
\*ASU 9, UC Riverside 2  
\*ASU 19, Nebraska 7

#### Super Regional, at Tempe, Ariz.

\*ASU 4, Mississippi 3

\*ASU 7, Mississippi 1

#### 2007 College World Series

\*ASU 5, UC Irvine 4  
Oregon State 12, ASU 6  
UC Irvine 8, ASU 7 (10)

### 2006

#### Regional, at Houston, Texas

Baylor 3, ASU 2  
ASU 13, Prairie View A&M 4  
Baylor 7, ASU 2

### 2005

#### Regional, at Tempe, Ariz.

ASU 9, East Carolina 6  
ASU 11, Coastal Carolina 3  
ASU 9, Coastal Carolina 5

#### Super Regional, at Fullerton, Calif.

Cal State Fullerton 3, ASU 2  
ASU 6, Cal State Fullerton 2  
ASU 9, Cal State Fullerton 8

#### 2005 College World Series - 3rd Place

Nebraska 5, ASU 3  
ASU 4, Tennessee 2  
ASU 8, Nebraska 7 (11)  
ASU 6, Florida 1  
Florida 6, ASU 3

### 2004

#### Regional, at Fullerton, Calif.

Pepperdine 15, ASU 5  
ASU 6, Minnesota 4  
Cal State Fullerton 5, ASU 0

### 2003

#### Regional, at Tempe, Ariz.

ASU 14, Central Conn. State 2  
ASU 15, New Mexico State 0  
ASU 16, UNLV 1

#### Super Regional, at Fullerton, Calif.

Cal State Fullerton 5, ASU 1  
ASU 7, Cal State Fullerton 6



# POSTSEASON RESULTS

ASU 18, Cal State Fullerton 9  
ASU 12, Cal State Fullerton 7  
**1981 College World Series - Title #5**  
ASU 11, Texas 2  
ASU 4, Mississippi State 3  
Oklahoma State 11, ASU 10  
ASU 10, South Carolina 7  
ASU 12, Texas 3  
ASU 7, Oklahoma State 4

## 1978

**Regional, at Tempe, Ariz.**  
UNLV 17, ASU 10  
ASU 14, Washington State 8  
ASU 30, UNLV 5  
ASU 17, Gonzaga 1  
ASU 11, Gonzaga 4

### 1978 College World Series - 2nd Place

ASU 13, St. John's 2  
ASU 7, Oral Roberts 6  
USC 5, ASU 2  
ASU 13, Miami 3  
USC 10, ASU 3

## 1977

**Regional, at Tempe, Ariz.**  
ASU 6, Cal State Fullerton 2  
ASU 11, Washington State 7  
ASU 3, Washington State 2

### 1977 College World Series - Title #4

ASU 10, Clemson 7  
Southern Illinois 3, ASU 2  
ASU 8, Minnesota 4  
ASU 6, South Carolina 2  
ASU 10, Southern Illinois 0  
ASU 2, South Carolina 1

## 1976

**Regional, at Tempe, Ariz.**  
ASU 13, Gonzaga 2  
ASU 11, Memphis State 4  
ASU 12, Minnesota 5

### 1976 College World Series - 3rd Place

ASU 7, Arizona 6  
Eastern Michigan 2, ASU 1  
ASU 9, Wash. St. 3

ASU 7, Maine 0  
Arizona 5, ASU 1

## 1975

**Regional, at Tempe, Ariz.**  
ASU 18, Washington State 2  
ASU 20, Puget Sound 3  
Washington State 8, ASU 7  
ASU 5, Washington State 1

### 1975 College World Series - 3rd Place

ASU 5, Cal State Fullerton 3  
ASU 5, Texas 2  
South Carolina 6, ASU 3  
ASU 1, Oklahoma 0  
South Carolina 4, ASU 1

## 1973

### District 7, at Mesa, Ariz.

ASU 14, Denver 1  
ASU 14, Denver 0

### 1973 College World Series - 2nd Place

ASU 3, Penn State 1  
ASU 3, Minnesota 0  
USC 3, ASU 1  
ASU 6, Texas 5  
USC 4, ASU 3

## 1972

### District 7, at Mesa, Ariz.

ASU 8, Weber State 1  
ASU 5, Weber State 0

### 1972 College World Series - 2nd Place

ASU 2, Iowa 1  
ASU 1, Oklahoma 0  
ASU 3, USC 0  
ASU 1, Temple 0  
USC 3, ASU 1  
USC 1, ASU 0

## 1969

### District 7, at Mesa, Ariz.

ASU 7, Idaho 1  
ASU 3, Idaho 2

### 1969 College World Series - Title #3

Texas 4, ASU 0  
ASU 2, UCLA 1

ASU 4, Massachusetts 2  
ASU 11, Tulsa 3  
ASU 4, NYU 1  
ASU 10, Tulsa 1

## 1967

### District 7, at Phoenix, Ariz.

ASU 11, Air Force 0  
Air Force 5, ASU 2  
ASU 6, Air Force 0

### 1967 College World Series - Title #2

ASU 7, Oklahoma St. 2  
ASU 8, Boston College 1  
ASU 5, Stanford 3  
Houston 3, ASU 0  
ASU 4, Stanford 3  
ASU 11, Houston 2

## 1965

### District 7, at Phoenix, Ariz.

ASU 7, Colorado State 2  
ASU 12, Colorado State 3

### 1965 College World Series - Title #1

ASU 14, Lafayette 1  
ASU 13, St. Louis 3  
ASU 9, Ohio St. 4  
ASU 6, St. Louis 2  
Ohio St. 7, ASU 3  
ASU 2, Ohio St. 1

## 1964

### District 7, at Colorado Springs, Colo.

ASU 6, Air Force 1  
ASU 7, Air Force 6

### 1964 College World Series

Missouri 7, ASU 0  
ASU 5, Mississippi 0  
Maine 4, ASU 2

Cal State Fullerton 7, ASU 1

## 2002

Regional, at Mesa, Ariz.

ASU 6, San Diego 3

Houston 8, ASU 4

ASU 11, San Diego 1

Houston 8, ASU 3

## 2001

Regional, at Fullerton, Calif.

ASU 11, Texas Tech 3

Cal State Fullerton 13, ASU 3

Texas Tech 9, ASU 8

## 2000

Regional, at Tempe, Ariz.

ASU 15, Miami (Ohio) 7

ASU 3, Texas 1

Texas 6, ASU 4

Texas 9, ASU 7

## 1998

Regional, at Wichita, Kansas

ASU 8, Arkansas 4

Oklahoma State 13, ASU 8

ASU 6, Wichita State 4

ASU 13, Oklahoma State 5

ASU 3, Georgia Tech 1

1998 College World Series - 2nd Place

ASU 11, Florida State 10

ASU 9, Miami 2

ASU 14, Long Beach State 4

USC 21, ASU 14

## 1997

Regional, at Coral Gables, Fla.

ASU 10, Florida International 2

ASU 3, Florida 2

ASU 10, Miami 3

Miami 7, ASU 6

Miami 6, ASU 5

## 1994

Regional, at Knoxville, Tenn.

ASU 8, Western Carolina 6

ASU 7, Wright State 4

ASU 10, Tennessee 5

ASU 5, Tennessee 4 (10)

1994 College World Series- 3rd Place

ASU 4, Miami 0

Oklahoma 4, ASU 3 (11)

ASU 9, Miami 5

Oklahoma 6, ASU 1

## 1993

Regional, at Tempe, Ariz.

ASU 13, George Mason 4

ASU 6, Minnesota 5

ASU 9, CS Northridge 0

ASU 12, St. John's 2

1993 College World Series

Wichita State 4, ASU 3 (11)

Oklahoma State 6, ASU 5

## 1992

Regional, at Wichita, Kan.

CS Northridge 5, ASU 1

Wichita State 3, ASU 1

## 1990

Regional, at Tempe, Ariz.

ASU 12, Pennsylvania 1

ASU 11, Loyola Marymount 9

Oklahoma State 17, ASU 9

ASU 8, Washington State 6 (10)

Oklahoma State 10, ASU 5

## 1989

Regional, at Waterbury, Conn.

ASU 5, George Washington 0

ASU 15, Pennsylvania 4

LeMoyne 4, ASU 2

Arkansas 1, ASU 0

## 1988

Regional, at Tempe, Ariz.

Evansville 1, ASU 0

ASU 13, Oklahoma 6

ASU 27, UNLV 8

ASU 11, Pepperdine 4

ASU 10, Pepperdine 5

1988 College World Series - 2nd Place

ASU 4, California 2

Wichita State 7, ASU 4

ASU 10, Florida 1

ASU 4, Wichita State 3 (10)

ASU 19, Wichita State 1

Stanford 9, ASU 4

## 1987

Regional, at Tempe, Ariz.

ASU 9, SW Missouri 5

ASU 9, UCLA 3

ASU 4, Pepperdine 2

ASU 14, UCLA 4

1987 College World Series

Oklahoma State 8, ASU 3

Florida State 3, ASU 0

## 1984

Regional, at Tempe, Ariz.

ASU 8, Washington State 4

ASU 15, Hawaii 11

ASU 5, Stanford 4

1984 College World Series

ASU 9, Miami 6

ASU 23, Oklahoma State 12

Texas 8, ASU 4

Cal State Fullerton 6, ASU 1

## 1983

Regional, at Tempe, Ariz.

ASU 19, Brigham Young 11

ASU 8, Cal State Fullerton 0

ASU 7, Fresno State 2

1983 College World Series - 3rd Place

Alabama 6, ASU 5 (11)

ASU 7, Maine 0

ASU 6, Oklahoma State 5

Alabama 6, ASU 0

## 1982

Regional, at Tempe, Ariz.

ASU 6, San Diego State 1

Cal State Fullerton 10, ASU 9

ASU 9, Houston 5

Cal State Fullerton 8, ASU 7

## 1981

Regional, at Tempe, Ariz.

ASU 9, Gonzaga 6

# 2020 SUN DEVIL BASEBALL

## National Players of the Year (14)

Rick Monday	The Sporting News	1965
Reggie Jackson	The Sporting News	1966
Gary Gentry	The Sporting News	1967
Paul Ray Powell	The Sporting News	1969
Eddie Bane	The Sporting News	1973
Jerry Maddox	Lefty Gomez Plate	1975
Floyd Bannister	The Sporting News	1976
	Lefty Gomez Plate	1976
Bob Horner	The Sporting News	1978
	Golden Spikes	1978
Mike Soddors	Baseball America	1981
Oddibe McDowell	Baseball America	1984
	Golden Spikes	1984
	Collegiate Baseball	1984
Mike Kelly	Baseball America	1990
	Collegiate Baseball	1990
	Bob Smith Award	1990
	The Sporting News	1990
Mike Kelly	Golden Spikes	1991
Paul Lo Duca	The Sporting News	1993
Mike Leake	ABCA	2009

## All-Americans (63 first team/127 overall)

1963	<b>Sterling Slaughter</b> , RHP, first team
1964	<b>Skip Hancock</b> , RHP, second team
1965	<b>Luis Lagunas</b> , 2B, first team
1965	<b>Rick Monday</b> , OF, first team
1965	<b>John Pavlik</b> , RHP, second team
1966	<b>Reggie Jackson</b> , OF, first team
1967	<b>Gary Gentry</b> , RHP, first team
1967	<b>Scott Reid</b> , OF, first team
1968	<b>Fred Nelson</b> , 2B, first team
1969	<b>Billy Cotton</b> , C, second team
1969	<b>Larry Gura</b> , LHP, first team
1969	<b>Paul Ray Powell</b> , OF, first team
1970	<b>Lenny Randle</b> , SS, third team
1971	<b>Alan Bannister</b> , SS, first team
1971	<b>Roger Schmuck</b> , 1B, first team
1971	<b>Craig Swan</b> , RHP, third team
1972	<b>Eddie Bane</b> , LHP, third team
1972	<b>Alan Bannister</b> , SS, first team
1972	<b>Craig Swan</b> , RHP, first team
1973	<b>Eddie Bane</b> , LHP, first team
1973	<b>Bill Berger</b> , 2B, third team
1975	<b>Jerry Maddox</b> , SS, first team
1975	<b>Floyd Bannister</b> , LHP, first team
1975	<b>John Poloni</b> , LHP, second team
1976	<b>Mike Colbern</b> , OF, first team
1976	<b>Floyd Bannister</b> , LHP, first team
1976	<b>Ken Landreaux</b> , OF, first team
1976	<b>John Poloni</b> , LHP, second team
1977	<b>Hubie Brooks</b> , OF/SS, first team
1977	<b>Dave Hudgens</b> , 1B, second team
1977	<b>Bob Horner</b> , 2B, first team
1977	<b>Ricky Peters</b> , OF, third team
1978	<b>Chris Bando</b> , C, first team
1978	<b>Hubie Brooks</b> , OF/SS, first team
1978	<b>Bob Horner</b> , 3B, first team
1981	<b>Kevin Romine</b> , OF, first team
1981	<b>Kendall Carter</b> , RHP, first team
1981	<b>Mike Soddors</b> , 3B, first team
1982	<b>Alvin Davis</b> , 1B, second team
1982	<b>Kevin Romine</b> , OF, second team
1983	<b>Oddibe McDowell</b> , OF, first team
1984	<b>Oddibe McDowell</b> , OF, first team
1984	<b>Todd Brown</b> , OF, third team
1985	<b>Barry Bonds</b> , OF, second team
1986	<b>Rick Morris</b> , OF, third team
1987	<b>Mike Benjamin</b> , SS, first team
1988	<b>Kevin Higgins</b> , 2B, first team
1988	<b>Linty Ingram</b> , RHP, second team

1988	<b>Dan Rumsey</b> , OF, second team
1989	<b>Mike Kelly</b> , OF, second team
1989	<b>John Finn</b> , 3B, third team
1990	<b>Mike Kelly</b> , OF, first team
1990	<b>Anthony Manahan</b> , 2B, first team
1990	<b>Sean Rees</b> , LHP, first team
1991	<b>Mike Kelly</b> , OF, first team
1993	<b>Paul Lo Duca</b> , C/DH, first team (SA)
1993	<b>Antone Williamson</b> , 3B, first team (SA)
1993	<b>Doug Newstrom</b> , INF, first team (SA)
1993	<b>Marc Barcelo</b> , RHP, third team
1994	<b>Jacob Cruz</b> , OF, second team
1994	<b>Antone Williamson</b> , 3B, first team (SA)
1994	<b>Noah Peery</b> , LHP, first team (SA)
1994	<b>Scott Shores</b> , OF, second team (SA)
1994	<b>Todd Cady</b> , INF, third team (SA)
1995	<b>Kaipo Spenser</b> , RHP, second team (SA)
1995	<b>Robbie Kent</b> , INF, third team (SA)
1996	<b>Robbie Kent</b> , INF, third team (SA)
1996	<b>Phill Lowery</b> , LHP, honorable mention (SA)
1997	<b>Dan McKinley</b> , OF, second team (BA), third team (CB)
1997	<b>Andrew Beinbrink</b> , 3B, second team (SN)
1997	<b>Ryan Mills</b> , LHP, third team (NCBWA)
1998	<b>Willie Bloomquist</b> , 2B, second team (NCBWA, ABCA), third team (BA, SN)
1998	<b>Andrew Beinbrink</b> , 3B, first team (NCBWA)
1998	<b>Ryan Mills</b> , LHP, second team (NCBWA)
1998	<b>Mikel Moreno</b> , OF, third team (NCBWA)
1998	<b>Casey Myers</b> , DH, third team (NCBWA)
1999	<b>Andrew Beinbrink</b> , 3B, first team (CBI), second team (NCBWA, BW), third team (CB, BA)
1999	<b>Willie Bloomquist</b> , SS, first team (BA, ABCA, CBI), second team (NCBWA), third team (CB)
1999	<b>Mark Ernster</b> , DH, third team, (NCBWA)
2000	<b>Mitch Jones</b> , OF, first team (BA, CB, SN, NCBWA, ABCA, BW)
2000	<b>Casey Myers</b> , C, first team (BA, NCBWA, SN), second team (CB, ABCA, BV)
2000	<b>Jon Switzer</b> , LHP, third team (CB)
2001	<b>Andy Torres</b> , RHP, second team (NCBWA)
2001	<b>Casey Myers</b> , C, first team (SN), second team (BA, CB, NCBWA, ABCA, BW)
2003	<b>Dustin Pedroia</b> , SS, first team (CB, NCBWA, ABCA, BW, CBI), second team (BA)
2003	<b>Steve Garraabrants</b> , OF, second team, (NCBWA)
2003	<b>Jeff Larish</b> , 1B, first team (CB, BA, CBI), third team (NCBWA, ABCA)
2003	<b>Jered Liebeck</b> , RHP, third team (NCBWA)
2003	<b>Jeremy West</b> , DH, first team (ABCA)
2003	<b>Andre Ethier</b> , OF, HM (CBI)
2004	<b>Dustin Pedroia</b> , SS, first team (NCBWA, BW, BA), second team (CBI, ABCA, CB)
2004	<b>Jason Urquidez</b> , RHP, HM (CBI)
2005	<b>Travis Buck</b> , 3B/OF, second team (NCBWA), third team (CB)
2006	<b>Eric Sogard</b> , INF, second team (NCBWA), third team (CB)

2007	<b>Brett Wallace</b> , 1B, first team (BA, R, CB, NCBWA), second team (ABCA)
2007	<b>Eric Sogard</b> , 2B, second team (BA, R, ABCA), third team (CB)
2007	<b>Kiel Roling</b> , C/DH, first team (ABCA), second team (NCBWA)
2007	<b>Josh Satow</b> , LHP, second team (CB)
2007	<b>Mike Leake</b> , RHP, third team (CB)
2007	<b>Ike Davis</b> , OF, third team (CB)
2008	<b>Brett Wallace</b> , 3B, first team (BA, NCBWA, R, ABCA), second team (CB)
2008	<b>Ike Davis</b> , 1B/LHP, first team (BA, NCBWA, R, ABCA, CB)
2008	<b>Mike Leake</b> , RHP/UTL, second team (BA, CB), third team (NCBWA)
2008	<b>Jason Kipnis</b> , OF, second team (ABCA), third team (BA)
2008	<b>Tommy Rafferty</b> , RHP, second team (NCBWA)
2009	<b>Mike Leake</b> , RHP, first team (BA, NCBWA, R, ABCA, CB)
2009	<b>Jason Kipnis</b> , OF, first team (BA, NCBWA, R, ABCA, CB)
2009	<b>Carlos Ramirez</b> , C, first team (ABCA), third team (CB, NCBWA)
2009	<b>Josh Spence</b> , LHP, third team (BA, CB)
2010	<b>Zack MacPhee</b> , 2B, first team (BA, NCBWA, R, CB, ABCA)
2010	<b>Seth Blair</b> , RHP, first team (BA, ABCA), second team (CB, NCBWA)
2010	<b>Jordan Swagerty</b> , RHP, second team (NCBWA), third team (CB)
2010	<b>Riccio Torrez</b> , 1B, third team (CB)
2011	<b>Joey DeMichele</b> , DH, first team (ABCA), third team (BA)
2012	<b>Brady Rodgers</b> , RHP, second team (CB), third team (NCBWA)
2012	<b>Trevor Williams</b> , RHP, second team (CB), third team (NCBWA)
2012	<b>Abe Ruiz</b> , 1B, third team (CB)
2013	<b>Ryan Kellogg</b> , LHP, second team (CB)
2013	<b>Michael Benjamin</b> , 3B, third team (CB)
2016	<b>Seth Martinez</b> , P, second team (CB)
2016	<b>David Greer</b> , 1B, third team (CB)
2016	<b>Colby Woodmansee</b> , SS, third team (CB)
2018	<b>Gage Canning</b> , OF, first team (CFN), third team (BA)
2019	<b>Spencer Torkelson</b> , INF, second team (BA, CBN), third team (NCBWA, PG)
2019	<b>Hunter Bishop</b> , OF, First Team (BA, D1, NCBWA, ABCA, PG), Second Team (CB)
2019	<b>Spencer Torkelson</b> , INF, Second Team (BA, D1, NCBWA, ABCA, PG, CB)

BW: Baseball Weekly (Sports Weekly/USA Today)  
 BA: Baseball America  
 NCBWA: National Collegiate Baseball Writers Association  
 CBI: College Baseball Insider  
 ABCA: Coaches Association

CB: Collegiate Baseball  
 SN: The Sporting News  
 SA: Smith Super Team  
 R: Rivals.com  
 PG - Perfect Game  
 D1 - D1Baseball.com

TWITTER: @ASU\_BASEBALL  
 INSTAGRAM: @ASU\_BASEBALL  
 FACEBOOK: SUNDEVILBASEBALL

Five-Time NCAA Champions (1965, 1967, 1969, 1977, 1981) | 22 College World Series Appearances | 21 Conference Championships  
 127 All-Americans | 14 National Players of the Year | 10 College Baseball Hall of Fame Members  
 442 Major League Baseball Draft Picks | 111 Major Leaguers | 50 Major League Baseball First-Round Draft Picks



# 2020 SUN DEVIL BASEBALL

## National Freshman of the Year (1)

Spencer Torkelson	Collegiate Baseball	2018
	NCWBA	2018
	Perfect Game	2018

## Freshman All-Americans (31)

1995	Ryan Bradley (CB)
1996	Andrew Beinbrink (CB)
1996	Phill Lowery, HM (CB)
1997	Willie Bloomquist, HM (CB)
1998	Casey Myers, first team (CB, SN)
1998	Chad Pennington, HM (CB)
1999	Jon Switzer, HM (CB)
2000	Dennis Wyrick, third team (BA)
2001	Rod Allen, first team (CB, BA)
2001	Jeremy West, first team (CB)
2001	Steve Garabrants, HM (CB)
2001	Nick Walsh, HM (CB)
2001	Ryan Schroyer, HM (CB)
2001	Mike Esposito, HM (CB)
2001	Aaron Klusman, HM (CB)
2002	Dustin Pedroia, first team (CB)
2002	Jeff Larish, HM (CB)
2002	Mark Sopko, HM (CB)
2003	Erik Averill,
	first team (CB), second team (BA)
2003	Travis Buck,
	first team (CB), second team (BA)
2004	Zechry Zinicola,
	first team (CB), second team (BA)
2006	Ike Davis,
	first team (CB), second team (BA)
2006	Preston Paramore,
	first team (CB), second team (BA)
2007	Mike Leake, first team (BA, CB, R)
2009	Mitchell Lambson,
	second team (BA)
2010	Brady Rodgers,
	first team (CB, NCBWA, R)
2010	Deven Marrero,
	first team (CB), second team (NCBWA)
2011	Trevor Williams, first team (CB)
2013	Ryan Kellogg,
	first team (CB), second team (NCBWA, BA)
2013	Ryan Burr, first team (NCBWA, CB)
2013	RJ Ybarra, first team (CB)
2018	Spencer Torkelson (CB, NCWBA)
	Dellan Raish (CB)
	Gage Workman (CB)

## Academic All-Americans (15)

1970	Roger Schmuck
1976	Brandt Humphrey
1977	Mike Henderson
1982	Alvin Davis
1991	Jim Henderson
1999	Mark Ernster
1999	Casey Myers
1999	Willie Bloomquist
2000	Casey Myers
	(Academic All-American of the Year)
2001	Casey Myers
	(Academic All-American of the Year)
	Petey Paramore
2008	Mike Leake
	(Academic All-American of the Year)
2011	Andy Workman
2015	Ryan Burr
2019	Hunter Bishop

## Team USA Members (24)

1984	Oddibe McDowell
	(Olympics)
1990	Jim Austin
1995	Kaipo Spenser
1998	Willie Bloomquist

2000	Jon Switzer
2000	Casey Myers
2001	Mike Esposito
2002	Dustin Pedroia
2003	Dustin Pedroia
2003	Jeff Larish
2004	Travis Buck
2007	Brett Wallace
2007	Petey Paramore
2008	Mike Leake
2009	Matt Newman
2010	Drew Maggi
2011	Deven Marrero
2011	Brady Rodgers
2012	Trevor Williams
2013	Ryan Burr
2013	Tim Esmay (Coach)
2014	Ryan Burr
2019	Spencer Torkelson
2019	Alika Williams

## All-Western Athletic Conference (88)

1964	Sal Bando, INF
1964	Jan Kleinman, INF
1964	Luis Lagunas, INF
1964	John Ruedy, INF
1964	Jack Handley, OF
1964	Sam Cook, RHP
1964	Skip Hancock, RHP
1965	Tony Alesci, C
1965	Sal Bando, INF
1965	Luis Lagunas, INF
1965	Don Dyer, OF
1965	Rick Monday, OF
1965	John Pavlik, RHP
1966	Don Dyer, C
1966	Jan Kleinman, 1B
1966	Reggie Jackson, OF
1966	Jeff Pentland, LHP
1967	Ron Davini, C
1967	Randy Bobb, 1B
1967	Scott Reid, OF
1967	Gary Gentry, RHP
1968	Ron Davini, C
1968	Joe Paulson, 1B
1968	Fred Nelson, 2B
1968	Dave Grangaard, 3B
1968	Ken Hansen, RHP
1969	Bill Cotton, C
1969	Jeff Osborn, 1B
1969	Ralph Dick, OF
1969	Paul Ray Powell, OF
1970	Larry Gura, LHP
1970	Jeff Osborn, 2B
1970	Lenny Randle, SS
1970	Roger Schmuck, OF
1971	Roger Schmuck, 1B
1971	Ken Reed, 2B
1971	Alan Bannister, SS
1971	Gary Atwell, OF
1971	Craig Swan, RHP
1972	Clint Myers, C
1972	Jerry Mantlo, 1B
1972	Ken Reed, 2B
1972	Rick Valley, 3B
1972	Alan Bannister, SS
1972	Bump Wills, OF
1972	Craig Swan, RHP
1972	Eddie Bane, HP
1973	Clint Myers, C
1973	Clay Westlake, 1B
1973	Bill Berger, 2B
1973	Gary Atwell, OF
1973	Dick Harris, OF
1973	Dennis Kendrick, OF
1973	Eddie Bane, LHP

1974	Clay Westlake, 1B
1974	Tommy Sain, INF
1974	John Poloni, LHP
1974	Mike Colbern, DH
1975	RJ Harrison, C
1975	Clay Westlake, 1B
1975	Jerry Maddox, INF
1975	Tommy Sain, INF
1975	Ken Landreaux, OF
1975	Greg Cochran, RHP
1975	Floyd Bannister, LHP
1975	Rick Peters, DH
1976	Gary Allenson, C
1976	Ken Phelps, 1B
1976	Bob Horner, INF
1976	Brandt Humphrey, INF
1976	Rick Peters, INF
1976	Ken Landreaux, OF
1976	Floyd Bannister, LHP
1976	Clay Westlake, DH
1977	Chris Bando, C
1977	Dave Hudgens, 1B
1977	Mike Henderson, INF
1977	Bob Horner, INF
1977	Rick Peters, OF
1977	Darrell Jackson, LHP
1977	Jamie Allen, DH
1978	Chris Bando, C
1978	Mike Anicich, 1B
1978	Hubie Brooks, INF
1978	Bob Horner, INF
1978	Steve Michael, OF
1978	Ken Jones, RHP
1978	Jamie Allen, DH

## First-Team All-Pac-12 (156)

1979	Mike Anicich, 1B
1979	Marty Barrett, 3B
1979	Ed Irvine, OF
1980	Alvin Davis, DH
1980	Stan Holmes, OF
1981	Kendall Carter, RHP
1981	Alvin Davis, 1B
1981	Kevin Dukes, LHP
1981	Ricky Nelson, OF
1981	Kevin Romine, OF
1981	Mike Soddors, 3B
1982	Doug Baker, SS
1982	Alvin Davis, 1B
1982	Mike Hogan, RHP
1982	Kevin Romine, OF
1982	Ronni Salcedo, 3B
1982	Don Smith, RHP
1982	Chris Johnson, DH
1983	Kendall Carter, RHP
1983	Oddibe McDowell, OF
1983	Steve Moses, OF
1983	Don Wakamatsu, C
1984	Barry Bonds, OF
1984	Todd Brown, DH
1984	Dave Graybill, RHP
1984	Oddibe McDowell, OF
1984	Don Wakamatsu, C
1985	Barry Bonds, OF
1985	Rick Morris, UT
1985	Don Wakamatsu, C
1986	Rick Morris, OF
1986	Ted Dyson, 1B
1987	Mike Benjamin, SS
1987	Tony Mattia, DH
1987	Mike Schwabe, RHP
1987	Tim Spahr, C
1988	Linty Ingram, RHP
1988	Kevin Higgins, 2B
1988	Blas Minor, RHP
1988	Dan Rumsey, OF

# 2020 SUN DEVIL BASEBALL

1988	Steve Willis, 1B	2010	Seth Blair, RHP	1996	Jeff Cermak, RHP	2009	Jared McDonald, INF
1989	Dave Alexander, RHP	2010	Drew Maggi, SS/LF	1997	Richy Leon, RHP	2009	Jordan Swagerty, RHP
1989	John Finn, 3B	2010	Riccio Torrez, 1B	1997	Ryan Bradley, RHP	2009	Raoul Torrez, 3B
1989	Kevin Higgins, 2B	2010	Kole Calhoun, OF	1998	Jeremy Jones, C	2009	Riccio Torrez, INF
1989	Anthony Manahan, SS	2010	Jordan Swagerty, RHP	1998	Michael Collins, INF	2010	Raoul Torrez, 3B
1990	Mike Kelly, OF	2010	Mitchell Lambson, LHP	1998	Mikel Moreno, OF	2010	Zach Wilson, DH
1990	Jim Austin, OF	2011	Joey DeMichele, DH	1998	Chuck Crumpton, RHP	2010	Austin Barnes, C
1990	Anthony Manahan, 2B	2011	Riccio Torrez, 3B	1998	Chad Pennington, RHP	2010	Jake Borup, RHP
1990	Sean Rees, LHP	2011	Deven Marrero, SS	1998	Ryan Mills, LHP	2010	Merrill Kelly, RHP
1990	Fernando Viña, SS	2011	Johnny Ruettiger, OF	1998	Casey Myers, DH	2010	Johnny Ruettiger, OF
1991	Jim Austin, OF	2011	Austin Barnes, C	1999	Mark Ernster, INF	2010	Deven Marrero, SS
1991	Mike Kelly, OF	2012	Joey DeMichele, 2B	1999	Jeff Duncan, OF	2010	Brady Rodgers, RHP
1992	Jeff Matrangola, RHP	2012	Deven Marrero, SS	1999	Chuck Crumpton, RHP	2011	Brady Rodgers, RHP
1992	Doug Newstrom, UT	2012	Brady Rodgers, RHP	1999	Jon Switzer, LHP	2011	Alex Blackford, RHP
1992	Kurt Ehmann, SS	2012	Trevor Williams, RHP	2000	Jeff Phelps, INF	2011	Kramer Champlin, RHP
1993	Paul Lo Duca, C	2012	Michael Benjamin, 3B	2000	Eric Doble, RHP	2011	Mitchell Lambson, LHP
1993	Marc Barcelo, RHP	2013	Kasey Coffman, OF	2000	Jon Switzer, LHP	2011	Zack MacPhee, 2B
1993	Doug Newstrom, 1B	2013	Ryan Kellogg, LHP	2001	Mike Lopez, INF	2011	Zach Wilson, 1B
1993	Antone Williamson, 3B	2014	Nate Causey, 1B	2001	Dennis Wyrick, INF	2011	Matt Newman, OF
1994	Noah Peery, RHP	2014	Ryan Kellogg, LHP	2001	Mike Esposito, RHP	2011	Trevor Williams, RHP
1994	Scott Shores, OF	2014	Brett Lilek, LHP	2001	Aaron Klusman, RHP	2012	Andrew Aplin, CF
1994	Antone Williamson, 3B	2014	Drew Stankiewicz, INF	2001	Andy Torres, RHP	2012	Jake Barrett, RHP
1994	Jacob Cruz, OF	2015	Trever Allen, OF	2001	Drew Friedberg, LHP	2012	James McDonald, DH
1995	Kaipo Spenser, RHP	2015	Ryan Burr, RHP	2001	Jon Switzer, LHP	2012	Max Rossiter, C
1995	Randy Betten, 2B	2015	Ryan Kellogg, LHP	2002	Cesar Castillo, C	2012	Abe Ruiz, 1B
1995	Robbie Kent, 1B	2015	Brian Serven, C	2002	Sergio Garcia, INF	2013	Trever Allen, OF
1996	Robbie Kent, 2B	2015	Johnny Sewald, OF	2002	Steve Garabrants, INF	2013	Ryan Burr, RHP
1997	Dan McKinley, OF	2015	Colby Woodmansee, SS	2002	Jeff Larish, INF	2013	Max Rossiter, C
1997	Andrew Beinbrink, 3B	2016	David Greer, INF	2002	Jon Sheaffer, OF	2014	Ryan Burr, RHP
1998	Andrew Beinbrink, 3B	2016	Seth Martinez, RHP	2002	Mike Esposito, RHP	2014	Johnny Sewald, OF
1998	Willie Bloomquist, IF/OF	2016	Brian Serven, C	2002	Jered Liebeck, RHP	2015	Joey Bielek, INF
1998	Phill Lowery, LHP	2016	Colby Woodmansee, SS	2002	Robbie McClellan, RHP	2015	David Greer, INF
1999	Andrew Beinbrink, 3B	2017	Gage Canning, OF	2002	Ryan Schroyer, RHP	2015	Brett Lilek, LHP
1999	Willie Bloomquist, SS	2018	Spencer Torkelson, INF	2003	Tuffy Gosewisch, C	2015	Andrew Snow, 2B
2000	Mitch Jones, OF	2018	Gage Canning, OF	2003	Frank Mesa, INF	2016	Jordan Aboites, INF/RHP
2000	Brooks Conrad, 2B	2019	Hunter Bishop, OF	2003	Nick Walsh, INF	2016	Gage Canning, OF
2000	Casey Myers, C	2019	Spencer Torkelson, INF	2003	Jeremy West, INF	2016	Eder Erives, RHP
2001	Rod Allen, DH/OF	2019	Lyle Lin, C/1B	2003	Travis Buck, OF	2016	Andrew Shaps, OF
2001	Casey Myers, C	2019	Alec Marsh, P	2003	Jered Liebeck, RHP	2017	Zach Cerbo, C
2001	Brooks Conrad, 2B			2003	Ben Thurmond, RHP	2017	Lyle Lin, 1B
2001	Chris Duffy, OF			2004	Tuffy Gosewisch, C	2017	Hunter Bishop, OF
2002	Andre Ethier, OF			2004	Josh Asanovich, INF	2018	Carter Aldrete, INF
2002	Dustin Pedroia, SS			2004	Joe Persichina, INF	2018	Lyle Lin, C/1B
2002	Jeremy West, 1B			2004	Nick Walsh, INF	2019	Brady Corrigan, RHP
2003	Jeff Larish, 1B			2004	Colin Curtis, OF	2019	Trevor Hauver, OF
2003	Dustin Pedroia, SS			2004	Jeff Larish, OF	2019	Alika Williams, INF
2003	Ryan Schroyer, RHP			2004	Pat Bresnehan, RHP	2019	Gage Workman, INF
2003	Steve Garabrants, 2B			2004	Jeff Mousser, RHP		
2003	Andre Ethier, OF			2004	Zechry Zinicola, RHP/IF		
2004	Dustin Pedroia, SS			2004	Erik Averill, LHP		
2004	Travis Buck, OF			2005	Tuffy Gosewisch, C		
2004	Jason Urquidez, RHP			2005	Seth Dhaenens, INF		
2005	Travis Buck, 3B/OF			2005	Andrew Romine, INF		
2005	Jeff Larish, 1B			2005	Colin Curtis, OF		
2006	Colin Curtis, OF			2005	JJ Sferra, OF		
2006	Ike Davis, LHP/OF			2005	Pat Bresnehan, RHP		
2006	Preston Paramore, C			2005	Jason Urquidez, RHP		
2006	Eric Sogard, INF			2005	Erik Averill, LHP		
2007	Brett Wallace, 1B			2005	Brett Bordes, LHP		
2007	Eric Sogard, 2B			2006	Brett Wallace, INF		
2007	Petey Paramore, C/DH			2006	Daryl Arreola, RHP		
2007	Kiel Roling, C/DH			2006	Tony Barnette, RHP		
2007	Ike Davis, OF			2006	Brett Bordes, LHP		
2007	Josh Satow, LHP			2007	Matt Spencer, OF/LHP		
2007	Mike Leake, RHP			2007	Andrew Romine, SS		
2008	Brett Wallace, 3B			2007	Tim Smith, OF		
2008	Ike Davis, 1B/LHP			2007	Brian Flores, LHP		
2008	Mike Leake, RHP/UTL			2008	Matt Newman, OF/LHP		
2008	Jason Kipnis, OF			2008	Tommy Rafferty, RHP		
2008	Petey Paramore, C			2008	Kiel Roling, C/DH		
2009	Mike Leake, RHP			2008	Josh Satow, LHP		
2009	Jason Kipnis, OF			2008	Ryan Sontag, OF		
2009	Josh Spence, LHP			2008	Raoul Torrez, 2B		
2009	Matt Newman, OF/LHP			2009	Seth Blair, RHP		
2009	Mitchell Lambson, LHP			2009	Kole Calhoun, OF		
2009	Carlos Ramirez, C			2009	Drew Maggi, SS		
2010	Zack MacPhee, 2B			2009	Zack MacPhee, 2B		

## Honorable Mention

### All-Pac-12 (156)

1983	Romy Cucjen, INF
1984	Louie Medina, INF
1984	Steve Murray, INF
1984	Kendall Carter, RHP
1984	Doug Henry, RHP
1985	George Lopez, INF
1985	Louie Medina, INF
1985	Todd Brown, OF
1985	Jeff Roberts, RHP
1987	Ted Dyson, INF
1987	Dan Rumsey, OF
1987	Linty Ingram, RHP
1990	Eric Helfand, C
1990	Kip Yaughn, RHP
1990	Todd Douma, LHP
1992	Dave Robson, C
1992	Bill Dunn, INF
1992	Antone Williamson, INF
1992	Todd Steverson, OF
1993	Bill Dunn, INF
1993	Jacob Cruz, OF
1993	Brian Lootens, OF
1993	Dax Winslett, RHP
1994	Todd Cady, C
1994	Damon Lembi, INF
1994	Billy Neal, RHP
1994	Kaipo Spenser, RHP
1994	Sean Tyler, DH
1995	Cody McKay, INF
1995	Ryan Bradley, RHP
1996	Cody McKay, C
1996	Andrew Beinbrink, INF
1996	Dan McKinley, OF
1996	Mikel Moreno, OF
1996	Ryan Bradley, RHP

## Pac-12 All-Academic (112)

1996	Kevin Tommasini (2nd)
1997	Phill Lowery (1st)
1997	Dan McKinley (1st)
1997	Greg Halvorson (2nd)
1997	Richy Leon (2nd)
1997	Kevin Tommasini (2nd)
1998	Willie Bloomquist (1st)
1998	Jay Gehrke (2nd)
1998	Greg Halvorson (2nd)
1998	Richy Leon (2nd)
1999	Andrew Beinbrink (1st)
1999	Willie Bloomquist (1st)
1999	Mark Ernster (1st)
1999	Casey Myers (1st)
1999	Jeff Phelps (2nd)
2000	Casey Myers (1st)
2000	Jeff Phelps (1st)
2000	Jon Switzer (1st)
2001	Ty Johnson (1st)
2001	Casey Myers (1st)
2001	Jon Switzer (1st)
2001	Jeff Phelps (2nd)
2002	Cesar Castillo (2nd)
2002	Ryan McKenna (2nd)
2002	Aaron Klusman (2nd)
2003	Tuffy Gosewisch (HM)
2003	Bryce Kartler (HM)
2003	Nick Walsh (HM)

TWITTER: @ASU\_BASEBALL

INSTAGRAM: @ASU\_BASEBALL

FACEBOOK: SUNDEVILBASEBALL

Five-Time NCAA Champions (1965, 1967, 1969, 1977, 1981) | 22 College World Series Appearances | 21 Conference Championships

127 All-Americans | 14 National Players of the Year | 10 College Baseball Hall of Fame Members

442 Major League Baseball Draft Picks | 111 Major Leaguers | 50 Major League Baseball First-Round Draft Picks

# 2020 SUN DEVIL BASEBALL

2004	Ryan McKenna (1st)
2004	Garrett Schoenberger (1st)
2004	Erik Averill (2nd)
2004	Tuffy Gosewisch (2nd)
2005	Erik Averill (1st)
2005	Travis Buck (1st)
2005	Tuffy Gosewisch (2nd)
2005	Ty Marotz (2nd)
2005	Seth Dhaenens (HM)
2005	Joe Persichina (HM)
2005	Eric Williams (HM)
2006	Joe Persichina (2nd)
2006	Willy Fox (2nd)
2007	Petey Paramore (1st)
2007	Ryan Sontag (1st)
2007	Joe Persichina (2nd)
2008	Mike Leake (1st)
2008	Petey Paramore (1st)
2008	Ryan Sontag (1st)
2008	Dustin Brader (2nd)
2008	Rocky Laguna (2nd)
2009	Seth Blair (1st)
2009	Mike Leake (1st)
2009	Andy Workman (1st)
2009	Matt Newman (2nd)
2009	Jason Kipnis (HM)
2010	Riccio Torrez (1st)
2010	Seth Blair (2nd)
2010	Matt Newman (2nd)
2011	Joey DeMichele (1st)
2011	Andy Workman (1st)
2011	Deven Marrero (2nd)
2011	Riccio Torrez (2nd)
2011	Xorge Carrillo (HM)
2011	Matt Newman (HM)
2012	Deven Marrero (2nd)
2012	Kasey Coffman (HM)
2012	Joey DeMichele (HM)
2012	Joseph Lopez (HM)
2012	Max Rossiter (HM)
2013	Josh McAlister (1st)
2013	Kasey Coffman (HM)
2013	Darin Gillies (HM)
2013	Zak Miller (HM)
2013	Max Rossiter (HM)
2013	Billy Young (HM)
2014	Ryan Burr (2nd)
2014	Dalton DiNatale (2nd)
2014	Cory Hahn (HM)
2014	Darin Gillies (HM)
2014	Jordan Aboites (HM)
2014	Chris Beall (HM)
2014	Ryan Kellogg (HM)
2014	Brett Lilek (HM)
2014	RJ Ybarra (HM)
2015	Ryan Burr (1st)
2015	Dalton DiNatale (2nd)
2015	Brian Serven (2nd)
2015	Jordan Aboites (HM)
2015	Chris Beall (HM)
2015	Joey Bielek (HM)
2015	Darin Gillies (HM)
2015	Ryan Kellogg (HM)
2015	Colby Woodmansee (HM)
2015	RJ Ybarra (HM)
2016	Jordan Aboites (HM)
2016	Chris Beall (2nd)
2016	Heven Bueno (HM)
2016	Ryan Hingst (2nd)
2016	Eli Lingos (1st)
2016	Grant Schneider (HM)
2016	Brian Serven (HM)
2016	Reagan Todd (HM)
2016	Colby Woodmansee (HM)
2017	Eli Lingos (1st)
2017	Ryan Hingst (2nd)
2017	Zach Cerbo (HM)
2017	Connor Higgins (HM)
2018	Eli Lingos (1st)

2018	Dellan Raish (2nd)
2018	Hunter Bishop (HM)
2018	Gage Canning (HM)
2018	Connor Higgins (HM)
2019	Hunter Bishop (2nd)
2019	Brady Corrigan (HM)
2019	Alec Marsh (HM)
2019	Spencer Torkelson (HM)
2019	Alika Williams (HM)
2019	Gage Workman (HM)

## Conference Affiliations:

Border	1959
Independent	1960-62
WAC	1963-78
Pac-10 South	1979-98
Pac-10	1999-2011
Pac-12 South	2012-Present

## Notes:

All-Conference selections listed are first team, unless otherwise noted.

First year of WAC All-Conference selections was 1964.

The WAC did not begin Coach of the Year or Player of the Year awards until 1986.

## Pac-12 Player of the Year (15)

1981	Mike Soddors, 3B
1982	Alvin Davis, 1B
1984	Oddibe McDowell, OF (co)
1988	Linty Ingram, P
1990	Mike Kelly, OF (co)
1993	Paul Lo Duca, C/DH (co)
1994	Jacob Cruz, OF
1999	Willie Bloomquist, SS
2000	Casey Myers, C
2001	Casey Myers, C
2003	Dustin Pedroia, SS (co)
2007	Brett Wallace, 1B
2008	Brett Wallace, 3B
2009	Jason Kipnis, OF
2010	Zack MacPhee, 2B

## Pac-12 Pitcher of the Year (5)

1993	Marc Barcelo (co)
1994	Noah Peery (co)
2008	Mike Leake
2009	Mike Leake
2010	Seth Blair

## Pac-12

### Newcomer of the Year (2)

2006	Ike Davis, LHP/OF
2008	Jason Kipnis, OF
2018	Spencer Torkelson, INF

## Pac-12 Defensive

### Player of the Year (2)

2007	Eric Sogard, 2B
2011	Deven Marrero, SS

## Pac-10 Coach of the Year (10)

1981	Jim Brock
1982	Jim Brock
1984	Jim Brock
1988	Jim Brock
1993	Jim Brock
2000	Pat Murphy
2007	Pat Murphy
2008	Pat Murphy
2009	Pat Murphy
2010	Tim Esmay

## College World Series MOP (5)

1965	Sal Bando, 3B
1967	Ron Davini, C
1969	John Dolinsek, OF
1977	Bob Horner, 2B

1981	Stan Holmes, OF
------	-----------------

## All-College World Series (59)

1965	Sal Bando, 3B
1965	Luis Lagunas, 2B
1965	Rick Monday, OF
1965	Doug Nurnberg, RHP
1967	Ron Davini, C
1967	Gary Gentry, RHP
1967	Dave Grangaard, 3B
1967	Jack Lind, SS
1967	Scott Reid, OF
1969	Billy Cotton, C
1969	Roger Detter, SS
1969	John Dolinsek, OF
1969	Larry Gura, LHP
1969	Paul Ray Powell, OF
1972	Gary Atwell, OF
1972	Ken Reed, 2B
1972	Craig Swan, RHP
1972	Bump Wills, OF
1973	Eddie Bane, LHP
1973	Bill Berger, 2B
1973	Clint Myers, C
1973	Clay Westlake, 1B
1975	Gary Allenson, 3B
1975	Bob Pate, OF
1976	Ken Landreaux, OF
1976	Ken Phelps, 1B
1977	Jamie Allen, DH
1977	Mike Henderson, SS
1977	Bob Horner, 2B
1977	Brandt Humphry, 3B
1977	Chris Nyman, 1B
1977	Jerry Vasquez, RHP
1978	Chris Bando, C
1978	Bob Horner, 3B
1978	Casey Lindsey, LHP
1978	Steve Michael, OF
1981	Alvin Davis, 1B
1981	Kevin Dukes, LHP
1981	Stan Holmes, OF
1981	Lemmie Miller, OF
1981	Mike Soddors, 3B
1983	Barry Bonds, OF
1984	Barry Bonds, OF
1984	Oddibe McDowell, OF
1988	Ricky Candelari, OF
1988	John Finn, 3B
1988	Rusty Kilgo, LHP
1988	Pat Listach, SS
1988	Martin Peralta, DH
1988	Dan Rumsey, OF
1994	Antone Williamson, 3B
1998	Andrew Beinbrink, 3B
1998	Michael Collins, SS
1998	Rudy Arguelles, OF
2005	Travis Buck, OF
2005	Colin Curtis, OF
2005	Joey Hooft, 2B
2005	Jeff Larish, 1B
2009	Kole Calhoun, OF

## CWS Rosenblatt Legends (4)

2010	Barry Bonds
2010	Eddie Bane
2010	Bob Horner
2010	Sal Bando

## Golden Spikes

### Award Winners (3)

1978	Bob Horner
1984	Oddibe McDowell
1991	Mike Kelly

## Golden Spikes

## Award Finalists (8)

1978	Bob Horner
1984	Oddibe McDowell
1990	Mike Kelly
1991	Mike Kelly
1993	Paul Lo Duca
1994	Jacob Cruz
2004	Dustin Pedroia
2008	Brett Wallace
2009	Mike Leake

## NCAA Coach of the Year (4)

1965	Bobby Winkles
1969	Bobby Winkles
1977	Jim Brock
1981	Jim Brock

## The Sporting News

### Coach of the Year (4)

1965	Bobby Winkles
1967	Bobby Winkles
1969	Bobby Winkles
1984	Jim Brock

## Baseball America

### Coach of the Year (2)

1988	Jim Brock
1998	Pat Murphy

## NCBWA District IX

### Player of the Year (2)

2007	Brett Wallace, 1B
2010	Zack MacPhee, 2B

## Collegiate Baseball National

### Defensive Player of the Year (2)

2000	Casey Myers
2003	Dustin Pedroia

## Johnny Bench Award

### Finalists (2)

2000	Casey Myers
2001	Casey Myers

## College Baseball

### Hall of Fame (11)

2006	Bobby Winkles
2006	Bob Horner
2007	Jim Brock
2008	Eddie Bane
2008	Floyd Bannister
2010	Alan Bannister
2011	Oddibe McDowell
2013	Sal Bando
2015	Joe Arnold
2015	Mike Kelly
2016	Rick Monday

## ABCA Hall of Fame (3)

1997	Bobby Winkles
1998	Jim Brock
2002	Jack Smitheran (ASU letterwinner)

## Gene Autry Courage

### Award Winners (3)

1994	Jim Brock
2006	Colin Curtis
2013	Cory Hahn

## STMA Field of the Year (1)

1995	Brian Johnson / Packard Stadium
------	---------------------------------

## Senior CLASS Award (1)

2015	Trever Allen
------	--------------

## GoSiDA Academic All-American Hall of Fame (1)

2019	Willie Bloomquist
------	-------------------

Five-Time NCAA Champions (1965, 1967, 1969, 1977, 1981) | 22 College World Series Appearances | 21 Conference Championships

127 All-Americans | 14 National Players of the Year | 10 College Baseball Hall of Fame Members

442 Major League Baseball Draft Picks | 111 Major Leaguers | 50 Major League Baseball First-Round Draft Picks

TWITTER: @ASU\_BASEBALL

INSTAGRAM: @ASU\_BASEBALL

FACEBOOK: SUNDEVILBASEBALL



# 2020 SUN DEVIL BASEBALL

## .400 CLUB (19 MEMBERS)

Paul Lo Duca, 1993	.446
Mark Ernster, 1999	.439
Roger Schmuck, 1971	.434
Hubie Brooks, 1978	.432
Mike Soddors, 1981	.424
Dan McKinley, 1997	.423
Chris Bando, 1978	.415
Willie Bloomquist, 1998	.414
Bob Horner, 1978	.412
Casey Myers, 2000	.412
Brett Wallace, 2008	.410
Kevin Romine, 1981	.410
Kevin Romine, 1982	.406
Ken Landreaux, 1976	.406
Oddibe McDowell, 1984	.405
Brett Wallace, 2007	.404
Dustin Pedroia, 2003	.404
Andrew Beinbrink, 1999	.402
Eric Sogard, 2007	.400

## 90 RBI CLUB (10 MEMBERS)

Chris Bando, 1978	102
Bob Horner, 1978	100
Mike Soddors, 1981	100
Casey Myers, 2000	97
Jeff Larish, 2003	95
Ken Landreaux, 1976	93
Mitch Jones, 2000	92
Dan Rumsey, 1988	91
Alvin Davis, 1982	91
Alan Bannister, 1972	90

## 100 HITS CLUB (25 MEMBERS)

Paul LoDuca, 1993	129
Hubie Brooks, 1978	126
Kevin Romine, 1982	121
Dustin Pedroia, 2003	120
Ken Landreaux, 1976	119
Oddibe McDowell, 1984	117
Mike Soddors, 1981	114
Dan McKinley, 1997	113
Travis Buck, 2005	110
Willie Bloomquist, 1998	109
Fernando Viña, 1990	108
Kevin Higgins, 1988	108
Brett Wallace, 2007	107
Chris Bando, 1978	107
Bob Pate, 1976	106
Jacob Cruz, 1994	105
Antone Williamson, 1993	104
Anthony Manahan, 1990	104
Steve Willis, 1988	104
Kevin Romine, 1981	102
Bob Horner, 1977	102
Alan Bannister, 1972	101
Eric Sogard, 2007	100
Willie Bloomquist, 1999	100
Mike Colbern, 1976	100

## 20 HOME RUN CLUB (13 MEMBERS)

Mitch Jones, 2000	27
Bob Horner, 1978	25
Spencer Torkelson, 2018	25
Jeff Larish, 2005	23
Barry Bonds, 1985	23
Oddibe McDowell, 1984	23
Brett Wallace, 2008	22
Bob Horner, 1977	22
Mike Soddors, 1981	22
Scott Shores, 1994	21
Mike Kelly, 1990	21
Tony Mattia, 1987	21
Tim Spehr, 1988	20
Jerry Maddox, 1975	20

## 15 WIN CLUB (WOOD BAT ERA-6 MEMBERS)

Larry Gura, 1969	19
Gary Gentry, 1967	17
Tom Burgess, 1967	16
Craig Swan, 1972	16
Jim Otten, 1973	15
Eddie Bane, 1973	15

## 12 WIN CLUB (ALUMINUM BAT ERA-25 MEMBERS)

Floyd Bannister, 1976	19
Kendall Carter, 1981	19
Linty Ingram, 1988	17
Mike Leake, 2009	16
Todd Douma, 1990	16
Floyd Bannister, 1975	15
Don Hanna, 1976	15
Greg Cochran, 1975	14
Mike Leake, 2007	13
Josh Satow, 2007	13
Ken Jones, 1978	13
Mike Hogan, 1982	13
Mike Thorpe, 1984	13
Sean Rees, 1990	13
Andy Torres, 2001	13
Tommy Rafferty, 2008	12
Jerry Vasquez, 1977	12
Kendall Carter, 1983	12
Mike Schwabe, 1987	12
Rusty Kilgo, 1988	12
Dave Alexander, 1989	12
Marc Barcelo, 1993	12
Jason Urquidez, 2004	12
Seth Blair, 2010	12
Trevor Williams, 2012	12

## 200 STRIKEOUT CLUB (4 MEMBERS)

Gary Gentry, 1967	229
Floyd Bannister, 1975	217
Floyd Bannister, 1976	213
Eddie Bane, 1972	213


## 125 STRIKEOUT CLUB (WOOD BAT ERA-12 MEMBERS)

Gary Gentry, 1967	229
Eddie Bane, 1972	213
Larry Gura, 1969	196
Eddie Bane, 1973	192
Tom Burgess, 1967	180
Jeff Pentland, 1967	179
Skip Hancock, 1964	177
Sterling Slaughter, 1963	154
Craig Swan, 1972	154
Jim Otten, 1973	153
Jim Crawford, 1972	145
Eddie Bane, 1971	130

## 125 STRIKEOUT CLUB (ALUMINUM BAT ERA-10 MEMBERS)

Floyd Bannister, 1975	217
Floyd Bannister, 1976	213
Mike Leake, 2009	162
Sean Rees, 1990	162
Greg Cochran, 1975	160
Linty Ingram, 1988	153
Ryan Mills, 1998	140
Sean Rees, 1991	128
Jon Switzer, 2001	128
Josh Spence, 2009	125

Kevin Romine and Brett Wallace are the only two Sun Devils to twice hit over .400.



## All-Time Roster 1959-2019

### A

Aboites, Jordan..... 2013-16  
 Acuff, Dan..... 1962  
 Adams, John ..... 1970-71  
 Adams, Tommy ..... 1989-91  
 Ahern, Jeff ..... 1978-79, 81  
 Alberts, Bill ..... 1971  
 Aldrete, Carter ..... 2017-19  
 Alesci, Tony ..... 1963-65  
 Alexander, Dave ..... 1989  
 Alexander, Kenny ..... 1990  
 Allen, Jamie ..... 1977-79  
 Allen, Rod ..... 2001-03  
 Allen, Trevor ..... 2012-15  
 Allenson, Gary ..... 1973-76  
 Alston Jr., Garvin ..... 2016-17  
 Andersen, Ryan ..... 1991  
 Anderson, Harley ..... 1961-62  
 Andes, Quentin ..... 2004-05  
 Andrews, Gary ..... 1972-73  
 Anicich, Mike ..... 1977-79  
 Annino, Tony ..... 2009  
 Aplin, Andrew..... 2010-12  
 Arguelles, Rudy ..... 1997-98  
 Arguello, Carlos ..... 2002-03  
 Armstrong, Jim ..... 1965-66  
 Armstrong, Kevin..... 1990  
 Arnold, Joe ..... 1968  
 Arreola, Daryl ..... 2006  
 Asanovich, Josh ..... 2004  
 Atwell, Gary ..... 1970-73  
 Aust, Ted ..... 2007  
 Austin, Cole ..... 2019  
 Austin, Jim ..... 1989-91  
 Averill, Erik ..... 2003-05

### B

Baca, Tucker ..... 2015-16  
 Bailey, Adam ..... 2007  
 Baker, Doug ..... 1982  
 Ball, Wayne ..... 1990-91  
 Ban, Mark ..... 1982  
 Bando, Ben ..... 2006  
 Bando, Chris ..... 1975-78  
 Bando, Sal ..... 1964-65  
 Bane, Eddie ..... 1971-73  
 Bane, Jaymie ..... 1997  
 Bannister, Alan ..... 1970-72  
 Bannister, Floyd ..... 1974-76  
 Barcelo, Marc ..... 1993  
 Barnes, Austin ..... 2009-11  
 Barnette, Tony ..... 2005-06

Barnson, Roger ..... 1958-61  
 Barr, Dave ..... 1988  
 Barrett, Jake ..... 2010-12  
 Barrett, Marty ..... 1979  
 Bartholomew, Mike ..... 1959  
 Barton, Dayton ..... 1978  
 Beall, Chris..... 2013-16  
 Beals, Bryan ..... 1985-86  
 Beasley, Chris ..... 1983-84  
 Beatty, Chris ..... 2003  
 Beinbrink, Andrew ..... 1996-99  
 Benedict, Allen ..... 1960  
 Benedict, Jim ..... 1983  
 Benjamin, Michael ..... 2011-13  
 Benjamin, Mike ..... 1986-87  
 Bennett, Keith ..... 1985  
 Berger, Bill ..... 1970-71, 73  
 Berger, Brian..... 2000  
 Bernard, Cory ..... 2014  
 Bethke, Rick ..... 1974-75  
 Betten, Randy ..... 1994-95  
 Biancamano, Vinny ..... 2005  
 Bielek, Joey ..... 2014-15  
 Bilbrey, Kyle..... 2013-14  
 Bishop, Hunter ..... 2017-19  
 Black, Allen ..... 1981  
 Blackford, Alex..... 2010-13  
 Blair, Seth ..... 2008-10  
 Blake, Josh ..... 2004  
 Bloomquist, Willie..... 1997-99  
 Blue, John ..... 1970-71  
 Bobb, Randy ..... 1967  
 Bocchi, Joel..... 2002-04  
 Bogany, Jarred ..... 2007  
 Boncore, Steve ..... 1979-80  
 Bond, Jason ..... 1994-96  
 Bonds, Barry ..... 1983-85  
 Bondurant, Tom..... 1973  
 Bonilla, Brandon..... 2012  
 Bordes, Brett ..... 2003-06  
 Bordes, Greg ..... 2005, 07-08  
 Borup, Jake..... 2009-10  
 Bosch, Ryan..... 2003  
 Boudreau, Jim ..... 1981-82  
 Bowman, Drew..... 2006  
 Braatz, Jerome..... 1986  
 Brader, Dustin ..... 2007-08  
 Bradley, Ryan ..... 1995-97  
 Brennan, Ed ..... 1980, 82  
 Brenner, Terry ..... 1969-70  
 Bresnehan, Pat..... 2004-06

Brewer, Mark ..... 1980-81  
 Brewster, Rick ..... 1975  
 Bridges, Jason ..... 1987  
 Bridgewater, Rouric ..... 2012-13  
 Brion, Larry ..... 1961-62  
 Brody, Steve ..... 1989-92  
 Brooks, Hubie ..... 1977-78  
 Brown, Don ..... 1980  
 Brown, Jim..... 1967  
 Brown, Todd ..... 1983-85  
 Brown, Trent ..... 1995  
 Brule, Kyle..... 2008-09  
 Brundage, Joe ..... 1925-26  
 Bruneel, Brett ..... 2006  
 Bryant, Curt..... 1957-59  
 Buck, Travis ..... 2003-05  
 Buckner, Earthell ..... 1978-79  
 Bueno, Hever ..... 2014-2016  
 Burgess, Tom..... 1967  
 Burr, Ryan..... 2013-15  
 Burrola, Mike ..... 1986-88  
 Burzell, Blake ..... 2019-Present  
 Burzette, Tim ..... 1975  
 Butler, DJ ..... 2005  
 Byrd, Ben ..... 1996-97

### C

Cacchione, Dom ..... 2019  
 Cadena, Nick ..... 2002-04  
 Cadiente, Brett..... 1999  
 Cady, Todd ..... 1992-94  
 Calhoun, Kole ..... 2009-10  
 Call, Colin ..... 1996-98  
 Calzia, John ..... 1970  
 Candelari, Ricky ..... 1988  
 Canning, Gage..... 2016-18  
 Cantrell, Don ..... 1942  
 Cardinale, Sal ..... 1993  
 Carlton, Rich ..... 1969  
 Carpenter, Ralph ..... 1966-67  
 Carr, Al ..... 1959  
 Carrigan, Keith ..... 1985  
 Carrillo, Xorge..... 2010-11  
 Carter, Kendall ..... 1981-84  
 Cartun, Dave ..... 1963-65  
 Cassa, Pat ..... 2004  
 Cassidy, David ..... 1986-89  
 Castillo, Cesar ..... 2001-02  
 Causey, Nathaniel ..... 2012-14  
 Cerbo, Zach ..... 2014-2017  
 Cermak, Jeff ..... 1996-97  
 Champagne, Marcel..... 2008

Champlin, Kramer ..... 2011  
 Cheema, Nick ..... 2017, 2019-Present  
 Chipps, Sam ..... 1966-67  
 Chmielinski, Ted ..... 1999  
 Choat, John ..... 1966  
 Chong, Chae-Ho ..... 1986  
 Clapinski, Greg..... 1993  
 Clayton, Royal ..... 1985-86  
 Cochell, Larry ..... 1963  
 Cochran, Greg ..... 1972-75  
 Coffman, Kasey ..... 2011-13  
 Colbern, Mike ..... 1974-76  
 Collinge, Jack ..... 1969-70  
 Collins, Michael ..... 1996-98  
 Combs, Freddie ..... 1988  
 Conrad, Brooks ..... 1999-2001  
 Cook, Chris ..... 2004  
 Cook, Larry ..... 1979  
 Cook, Sam ..... 1961, 63-64  
 Cook, Vince ..... 1985  
 Cooper, Larry ..... 1966  
 Cope, Everett..... 1958-59  
 Corrigan, Brady..... 2018-present  
 Corominas, Mike ..... 1993-95  
 Cosentino, Joe ..... 2004  
 Cotton, Bill ..... 1968-69  
 Coviello, Dick ..... 1960  
 Crawford, Eric ..... 1990-91  
 Crawford, Jim ..... 1969-72  
 Cress, Coby ..... 2008  
 Crippen, Eddie ..... 1991  
 Cronin, Tom ..... 1960  
 Crumpton, Chuck ..... 1998-99  
 Cruz, Jacob ..... 1992-94  
 Cucjen, Romy ..... 1983-84  
 Curtis, Colin ..... 2004-06  
 Curtis, Link ..... 1962

### D

Dabovich, RJ ..... 2019-Present  
 D'Angelo, Lou ..... 1991-92  
 Dahl, Josh ..... 2012  
 Davidson, Dan ..... 1974-75  
 Davini, Ron ..... 1967-68  
 Davis, Alvin ..... 1979-82  
 Davis, Brett..... 2007  
 Davis, Colby..... 2018-19  
 Davis, Ike ..... 2006-08  
 Day, Chad..... 1995  
 Deakman, Josh ..... 1995  
 Dean, Mitch ..... 1976-78, 80

# 2020 SUN DEVIL BASEBALL

## All-Time Roster 1959-2019

Deardorff, Tim .....1982  
Delnoce, Todd .....1991-94  
Delucchi, Dustin .....1997-99  
DeMichele, Joey .....2010-12  
Dempster, Kurt .....1985-86, 88  
Denham, Paul.....1959  
Denson, Myles .....2017-Present  
Detter, Roger .....1967-69  
Devereaux, Mike .....1984-85  
Dhaenens, Seth .....2004-06  
Diamond, Nick .....2014  
Dick, Ralph .....1969  
Dikos, Greg .....1996-97  
DiMartino, Tony .....2013  
DiNatale, Dalton .....2013-15  
Dixon, Zach.....2016-2017  
Doble, Eric.....1999-2001  
Dodd, Bill .....1985  
Dodd, Brian .....1988-89  
Dodd, Scott .....1991  
Dolinsek, John .....1968-69  
Dombrowski, Bob. 1985-87, 89  
Dorado, Reyes.....2008  
Douma, Todd .....1990  
Douty, Dean .....1985  
Downing, Phil .....2000  
Dryanski, Kevin .....2005-06  
Duffy, Chris.....2001  
Dukes, Kevin .....1978-81  
Dukes, Pat .....1980-82  
Dunbar, Matt .....2012-13  
Duncan, Jeff .....1999-2000  
Dunn, Bill.....1991-93  
Dyer, Don "Duffy" .....1965-66  
Dyson, Ted .....1983-84, 86-87

### E

Edginton, Ryan .....2001  
Ehmann, Kurt .....1991-92  
Eiler, Byron .....1979  
Eiler, Dale .....1976-79  
Eiler, Larry.....1976-78  
Elmore, Jake .....2008  
Erives, Eder .....2014-2017  
Ermisch, Karl .....1987  
Ernster, Mark .....1997-99  
Esmay, Tim .....1986-87  
Esmay, Cooper.....2014  
Esmay, Tucker .....2012-14  
Esposito, Mike .....2000-02  
Ethier, Andre .....2002-03

### F

Fahsbender, Steve .....1970  
Farmer, Gordy.....1987-88  
Farrar, Brett .....1983  
Faust, Bill .....1960  
Faysak, Bill .....1990  
Fellers, Dave.....1963  
Fenton, Mike .....1991-93  
Ferris, Bob .....1980  
Ferri, Sam .....2017-Present  
Field, Luke.....2000  
Fingers, Bobby .....1982  
Fingers, Jason.....2000  
Finn, John.....1986-89  
Flores, Brian .....2007  
Flowers Travis.....1995  
Forillo, Gary .....1980  
Foster, Jim.....1971-72  
Fox, Willy .....2005-06  
Foyt, Randy .....1980  
Franzblau, Jason.....2008-09  
Freitas, Jonn .....1979  
French, Paul .....1999  
Frick, Matt.....1995  
Friedberg, Drew .....1998-2001  
Fritz, Larry .....1969  
Fuentes, Javier.....1995-96  
Fullford, John .....1994-95

### G

Gallagher, Mike .....1964-66  
Garcia, Dusty .....2019-Present  
Garcia, Sergio .....2002  
Garrabrants, Steve .....2001-03  
Garrison, Seth .....2005  
Gehrke, Jay.....1997-98  
Gentry, Gary.....1967  
Gerhart, Coltin.....2015-2016  
Gilbert, Shawn.....1984  
Gillie, Pat.....1976-77  
Gillies, Darin.....2012-15  
Glazebrook, Rick .....1970-72  
Gleason, Pete .....1988  
Glick, David.....1978  
Glick, Fritz .....1966  
Godfrey, Jake.....2017-18  
Gomez, Adrian .....2012  
Goodell, Steve .....1995  
Goodman, Scott .....1999  
Gorman, Bill .....1959, 61-62  
Gorrell, Rob.....1991  
Gosewisch, Chip .....1996-99

Gosewisch, Tuffy .....2002-05  
Graham, Gary .....1961-63  
Grandstaff, Bob .....1984  
Grangaard, Dave.....1967-68  
Grasis, Gonzo.....2000  
Gray, Bill.....1968  
Graybill, Dave .....1982-84  
Graybill, David.....2013-15  
Greer, David.....2014-2016  
Gretta, Jim .....1964-66  
Gribler, Travis.....1994  
Grijalva, Mike .....1996-97  
Grivetti, Mark.....1980-81  
Groover, Phil .....1962  
Guerrero, Mike.....2003  
Gunning, Tate .....1999  
Gura, Larry .....1967-69  
Gusich, John .....1999-2000  
Gutierrez, Jonathan .....2001

### H

Haggerty, Jim .....1977, 79-80  
Hahn, Brent .....1985  
Hahn, Cory .....2011  
Haij, Scott.....1995  
Hall, Matt .....2006-07  
Halland, Jon .....1990  
Halvorson, Greg .....1996-98  
Hammargren, Tucker ..1988-90  
Hancock, Greg .....1968  
Hancock, Skip .....1964  
Handley, Jack.....1962-64  
Hanna, Don .....1976  
Hanna, George.....1959  
Hansen, Ken .....1968-71  
Hansen, Mike .....1970-71  
Harris, Dick .....1973  
Harris, Ken .....1979-80  
Harris, Tony .....1986-87  
Harris, Willie .....1969  
Harrison, R.J. ....1973-75  
Hatasaki, Joe.....2007  
Hatch, Shaylor .....1999  
Hauver, Trevor .....2018-present  
Hawk, Tom.....1977-80  
Haynes, Bruce .....1969  
Heidemann, Mike .....1994  
Heiden, Dick.....1962-64  
Heintzelman, Brian.....1998  
Helfand, Eric .....1989-90  
Henderson, Jim .....1989-92  
Henderson, Mike.....1975-77

Henry, Doug .....1983-85  
Herczyk, Ed .....1961  
Hertzog, Phil .....1967  
Higgins, Connor .....2016-18  
Higgins, Kevin .....1988-89  
Hildebrandt, Mike .....1975-77  
Hill, Donnie .....1981  
Hill, J.D.....1968  
Hines, Brendan .....1997, 99-00  
Hingst, Ryan .....2015-18  
Hochevar, Jerry.....1959-60  
Hoechlin, Tyler.....2007  
Hogan, Mike .....1982  
Hogueisson, Zach.....2018  
Holmes, Stan .....1979-81  
Hooft, Joey.....2005  
Hoover, Darrell.....1965  
Horner, Bob .....1976-78  
Hrovat, Dale .....1972-74  
Hudgens, Dave.....1975-78  
Hughes, Mike .....1971-72  
Humphry, Brandt .....1975-77  
Hunt, Chuck .....1966  
Hutson, Scott.....1987-88  
Hyde, Merrill .....1962-64

### I

Ikeda, Danny .....1960-62  
Ingram, Linty .....1987-88  
Isbell, Chris .....2016-2017  
Irvine, Ed .....1977-79  
Ishida, Jeeter .....2009

### J

Jackson, Darrell .....1974-77  
Jackson, Dwayne .....1979  
Jackson, J.J. ....2001-02  
Jackson, Jim .....1983  
Jackson, Reggie .....1966  
Jacob, Terry.....1976  
Jacobs, John .....1957-60  
Jacobson, Kent .....1970-72  
James, Brandon .....1997  
Jarvis, Jason .....2007-08  
Jefferson, Jim.....1981-83  
Jenkins, Liam .....2016  
Johnson, Ty .....1997, 99-01  
Johnston, Chris .....1981-82  
Jones, Jeremy.....1998  
Jones, John .....1959  
Jones, Ken .....1978-80  
Jones, Mike .....2006-08



## All-Time Roster 1959-2019

Jones, Mitch ..... 1999-2000  
Jump, Hunter..... 2018

### K

Kartler, Bryce ..... 2000-03  
Kavgian, Bob ..... 1960-61, 63  
Keating, Sean ..... 2017  
Keefner, Eric ..... 2001  
Kelly, Merrill ..... 2010  
Kelly, Mike ..... 1989-91  
Kellogg, Ryan..... 2013-15  
Kemp, Joe ..... 1986  
Kendrick, Dennis ..... 1971, 73  
Kennedy, Steve ..... 1961  
Kenneth, Mike ..... 1973  
Kent, Lew ..... 1983-84  
Kent, Robbie ..... 1995-96  
Kilgo, Rusty ..... 1988-89  
Kilian, Marty ..... 1992  
Kinsler, Ian ..... 2002  
Kipnis, Jason ..... 2008-09  
Kleinman, Jan ..... 1964-66  
Klusman, Aaron ..... 2001-03  
Kobar, Gene..... 1969-71  
Koch, Barry ..... 1981-82  
Kolb, Damien ..... 1996-97  
Komadina, Tony..... 1973-74  
Koning, Bill..... 1994  
Kortmeyer, Scott ..... 1993  
Kostyk, Joe ..... 1956-59  
Kramer, Aaron ..... 1998  
Kudron, Roger ..... 1957-60  
Kush, Dave ..... 1978-79  
Kwasny, Rich ..... 1967

### L

LaFlam, Luke ..... 2019-Present  
LaGrow, Lerrin..... 1968-69  
Laguna, Rocky ..... 2005-08  
Lagunas, Luis ..... 1963-65  
Lambson, Mark..... 2011, 13-14  
Lambson, Mitchell..... 2009-11  
Landreaux, Ken ..... 1974-76  
Landry, Jeff ..... 2005-06  
Lane, Taylor ..... 2017-18  
Larish, Jeff..... 2002-05  
LaSala, Leo ..... 1979-80  
Lea, Ron ..... 1963-65  
Leaf, Matt ..... 2003  
Leake, Mike..... 2007-09  
Lefebvre, Bob ..... 1960-61  
Leinheiser, Bill ..... 1969-70

Leisenring, Luke ..... 2018  
Lembi, Damon..... 1994-95  
Lentine, Jim..... 1973-74  
Leon, Richy ..... 1995-98  
Leslie, Reggie ..... 1986  
Levine, Will ..... 2019-Present  
Licini, Dave ..... 1999  
Lidd, Marc ..... 2019  
Liebeck, Jered ..... 2000-03  
Lilek, Brett..... 2013-15  
Lillard, Ryan..... 2015-2017  
Lin, Lyle ..... 2017-19  
Lind, Jack ..... 1966-67  
Lindner, Randy..... 1965  
Lindsey, Casey ..... 1977-79  
Lingos, Eli ..... 2015-18  
Linthicum, Gary ..... 1960-62  
Linville, Larry ..... 1967-68  
Listach, Pat ..... 1988  
Littlefield, John ..... 1974  
Littleton, Ed ..... 1959-61  
Lizarraga, Cory ..... 1999  
Lo Duca, Paul ..... 1993  
Lootens, Brian..... 1992-93  
Lopez, George ..... 1983-85  
Lopez, Gio ..... 2016  
Lopez, Javy ..... 2003  
Lopez, Joseph..... 2011-12  
Lopez, Mike ..... 2000-01  
Lovrich, Pete ..... 1962  
Lowe, Sean ..... 1992  
Lowery, Phill ..... 1996-98  
Lucy, Frank ..... 1975-76  
Lujan, Ramiro ..... 1961  
Lyddon, Fred ..... 1959  
Lysgaard, Jim ..... 1975

### M

Mabry, Syl ..... 1959  
MacDougal, Tom ..... 1963-64  
MacPhee, Zack..... 2009-11  
Maddox, Jerry ..... 1974-75  
Magee, Brandon..... 2009-11  
Maggi, Beau ..... 2011-12  
Maggi, Bob..... 1966  
Maggi, Drew..... 2009-10  
Majeski, Joe..... 1986  
Malone, Eddie ..... 1977-78  
Manahan, Anthony ..... 1988-90  
Mancuso, Jim ..... 1995  
Mantlo, Jerry ..... 1970-72  
Marietta, Ron ..... 1996-97

Mariucci, Steve..... 1986-87  
Marotz, Ty ..... 2004-05  
Marrero, Deven..... 2010-12  
Marsh, Alec..... 2017-present  
Martin, Cliff ..... 1968  
Martin, Jason ..... 1985  
Martin, Jonah ..... 2000-01  
Martin, Larry ..... 1965-66  
Martin, Steve ..... 1989  
Martinez, Bert ..... 1980-83  
Martinez, Brady ..... 2006  
Martinez, Seth ..... 2014-2016  
Martinez, Ray ..... 1959  
Marsh, Alec ..... 2017-19  
Massarand, Bill ..... 1967-69  
Matranga, Jeff ..... 1992  
Matsik, Mike ..... 1961  
Matsumoto, Tyrus ..... 1999  
Mattia, Tony ..... 1987  
Mattson, Rob ..... 1988-89  
Mayberry, Germaine ..... 1992  
McAlister, Josh ..... 2011-14  
McCain, Mike ..... 1978-81  
McClellan, Robbie ..... 2002-03  
McCreery, Adam ..... 2012-13  
McCuin, Jeremy..... 2016-18  
McDonald, James..... 2011-13  
McDonald, Jared..... 2009  
McDonald, Rod ..... 1981  
McDowell, Oddibe ..... 1983-84  
McGonigle, Billy ..... 1993-94  
McKay, Cody ..... 1993-96  
McKenna, Ryan ..... 2001-02, 04  
McKinley, Dan ..... 1995-97  
McMackin, Rex ..... 1989-90  
McNaughton, Tom ..... 1983  
Medina, Louie ..... 1984-85  
Meier, Dan ..... 1998  
Melbostad, Eric..... 2013-16  
Merrick, Jim ..... 1963-65  
Merrill, Scott ..... 1977-79  
Mesa, Frank ..... 2003-04, 06  
Michael, Steve ..... 1976-78  
Mickelson, Derek ..... 1994-95  
Miller, Denny ..... 1978  
Miller, Joe ..... 1968-69  
Miller, John ..... 1960-62  
Miller, Lemmie ..... 1980-81  
Miller, Zak..... 2012-14  
Mills, Ryan ..... 1996-98  
Milner, Daniel ..... 2010-11  
Milner, Robby ..... 1998-2000

Minor, Blas ..... 1987-88  
Mitchell, Jason ..... 2007  
Mohler, Abe ..... 1999  
Molina, Gabe ..... 1996  
Monday, Rick ..... 1965  
Monette, Bill ..... 1970  
Montoya, Chaz..... 2017-19  
Moody, Josh ..... 2010-11  
Moon, Glenn ..... 1978-79  
Moreno, Mikel ..... 1995-98  
Morris, Rick ..... 1985-86  
Moses, Steve ..... 1983  
Moskau, Paul ..... 1973  
Mosley, Reggie ..... 1983  
Moss, Hayden..... 2008  
Mousser, Jeff ..... 2004  
Mueller, Scott ..... 2007  
Mulligan, Greg ..... 1967  
Murphy, Mike..... 2008-09  
Murray, Steve ..... 1984  
Musser, Marc ..... 1967  
Myers, Casey ..... 1998-2001  
Myers, Clint ..... 1971-73

### N

Neal, Billy ..... 1994-95  
Neal, Troy ..... 1959-60  
Nelson, Fred ..... 1967-68  
Nelson, Ricky ..... 1979-81  
Nemecek, Lad ..... 1962-64  
Newman, Matt..... 2008-11  
Newman, Randy ..... 1981-82  
Newstrom, Doug ..... 1991-93  
Nichols, George ..... 1960  
Nurnberg, Doug ..... 1965-67  
Nyman, Chris ..... 1975-77

### O

Ogborne, Steve..... 1960-61  
O'Dwyer, Cullen..... 2013-14  
O'Hearn, Paul ..... 1992  
Oliver, Rich ..... 1963-64  
Ondracek, Kevin ..... 1991-92  
Osborn, Jeff ..... 1968-70  
Oscarson, Jeff ..... 1973-74  
Otten, Jim ..... 1972-73  
Ottoson, Kyle ..... 2011

### P

Pacheco, Jason ..... 1996-97  
Pagel, Mike ..... 1980-82  
Panek, Ernie ..... 1960-61

# 2020 SUN DEVIL BASEBALL

## All-Time Roster 1959-2019

Paramore, Petey ..... 2006-08  
 Parigi, Joey ..... 2007  
 Parkinson, Mike ..... 1977-78  
 Pate, Bob ..... 1975-76  
 Patterson, Eric ..... 1986  
 Patterson, Jimmy ..... 2010  
 Paulson, Joe ..... 1966-68  
 Pavlik, John ..... 1964-66  
 Pedroia, Dustin ..... 2002-04  
 Peery, Noah ..... 1993-94  
 Peevyhouse, Jake ..... 2012-15  
 Pelekoudas, Lee ..... 1970-72  
 Pena, Tony ..... 1990-91  
 Pennington, Chad ..... 1998-2000  
 Pentland, Jeff ..... 1966-68  
 Peralta, Martin ..... 1987-88  
 Perkins, Ted ..... 1980  
 Perio, Ian ..... 1999  
 Perrault, Josh ..... 2002-03  
 Perry, Kent ..... 1966-67  
 Persichina, Joe ..... 2004-07  
 Peters, Rick ..... 1974-77  
 Peterson, Erin ..... 1965  
 Peterson, Jim ..... 1974-76  
 Peterson, Pete ..... 1996  
 Pezely, Franco ..... 2000-01  
 Phelps, Jeff ..... 1998-2001  
 Phelps, Ken ..... 1975-76  
 Piper, Brian ..... 1979  
 Plunkett, Mike ..... 1968  
 Polan, Steve ..... 1975  
 Poloni, John ..... 1973-75  
 Popovec, Mike ..... 1966  
 Porras, Jaime ..... 1995  
 Powell, Paul Ray ..... 1968-69  
 Pratt, Trent ..... 1999-2000  
 Preach, RJ ..... 2008-09  
 Pritchert, Craig ..... 1983  
 Pryor, Buddy ..... 1982  
 Pugh, Tillman ..... 2008  
 Pyon, Jung ..... 1992

### R

Rafferty, Tommy ..... 2008  
 Raine, Steve ..... 1979  
 Raish, Dellan ..... 2017-18  
 Rajsich, Gary ..... 1974-76  
 Ramirez, Angel ..... 2000-01  
 Ramirez, Carlos ..... 2009  
 Ramirez, J.D. .... 1985  
 Ramirez, Mario ..... 1960-61  
 Randle, Lenny ..... 1968-70  
 Randolph, Bob ..... 1979

Ransom, Lloyd ..... 1987  
 Rauer, Troy ..... 1995  
 Ravago, Robert ..... 2012  
 Rawitzer, Kevin ..... 1992-93  
 Rawlings, Mike ..... 1973-74  
 Rea, Clarke ..... 1991  
 Reak, Gary ..... 1983  
 Rector, Randy ..... 1984-85  
 Reed, Alan ..... 1962  
 Reed, Ken ..... 1971-72  
 Rees, Sean ..... 1989-91  
 Regoli, John ..... 1958-60  
 Reid, Bob ..... 1958-59  
 Reid, Jason ..... 1990-91  
 Reid, Scott ..... 1967  
 Rensmeyer, Jeff ..... 1994  
 Rensmeyer, Mike ..... 1993  
 Retherford, CJ ..... 2006-07  
 Reynolds, Paul ..... 1992  
 Rice, Wayne ..... 1967  
 Richardson, Jerry ..... 1961  
 Rivas, Oscar ..... 1989  
 Rivera, Santiago ..... 1993  
 Roberts, Jeff ..... 1982-85  
 Robison, Ted ..... 1965-66  
 Robson, Dave ..... 1989-92  
 Rocha, Joe ..... 1988  
 Rodgers, Brady ..... 2010-12  
 Rodiles, Jose ..... 1983-84  
 Roling, Kiel ..... 2007-08  
 Romanick, Ron ..... 1980  
 Romero, Sam ..... 2018-19  
 Romine, Andrew ..... 2005-07  
 Romine, Kevin ..... 1981-82  
 Rossiter, Max ..... 2012-13  
 Ruedy, John ..... 1963-64  
 Ruettiger, Johnny ..... 2009-11  
 Ruiz, Abe ..... 2009, 2011-12  
 Ruiz, Benny ..... 1958-59  
 Ruiz, Enrique ..... 1999  
 Rumsey, Dan ..... 1986-89  
 Runge, Paul ..... 1961-62  
 Rupcich, Mike ..... 1970-72  
 Ruskey, Jason ..... 1994  
 Ryan, James ..... 2016-2017

### S

Sain, John ..... 1971-73  
 Sain, Tom ..... 1973-75  
 Salcedo, Ronni ..... 1982  
 Samuels, Scott ..... 1991-92  
 Sanchez, Miguel ..... 2002  
 Sarfate, Dennis ..... 2000

Satow, Josh ..... 2005-08  
 Sauer, Stephen ..... 2008  
 Saunders, Dick ..... 1957-60  
 Schefsky, Steve ..... 1977-78  
 Schlink, Pete ..... 1981-82  
 Schmelz, Alan ..... 1963, 65  
 Schmuck, Roger ..... 1970-71  
 Schneider, Grant ..... 2015-18  
 Schoenberger, Garrett ..... 2002-04  
 Schorr, Bill ..... 1987  
 Schroyer, Ryan ..... 2001-03  
 Schutt, Doug ..... 2002  
 Schwabe, Mike ..... 1987  
 Scialo, Mike ..... 1990-92  
 Scott, Charles ..... 1983-85  
 Seibert, Gib ..... 1980-82  
 Serrano, Ed ..... 1984-85  
 Serven, Brian ..... 2014-2016  
 Sewald, Johnny ..... 2013-15  
 Sferra, JJ ..... 2005-06  
 Shaps, Andrew ..... 2015-2017  
 Sheaffer, Jon ..... 2001-02  
 Shiflett, Matt ..... 1987  
 Shinholster, Vince ..... 1986  
 Shinn, Ron ..... 1960  
 Shirley, Greg ..... 1983-84  
 Shores, Scott ..... 1993-94  
 Silcox, Rusty ..... 1990  
 Siler, Drew ..... 1984-85  
 Simmons, Thomas ..... 1996  
 Sims, Jim ..... 1956-59  
 Sitzman, Jay ..... 1997-99  
 Slaughter, Sterling ..... 1961-63  
 Slocum, Doug ..... 1973-74  
 Slonac, Steve ..... 1959, 61  
 Smith, Brent ..... 1992-93  
 Smith, Brian ..... 1991  
 Smith, Don ..... 1982  
 Smith, Glenn ..... 1965-66  
 Smith, Josh ..... 2002  
 Smith, Larry ..... 1961-63  
 Smith, Roger ..... 1986  
 Smith, Syd ..... 1962-63  
 Smith, Tim ..... 2007  
 Smitheran, Jack ..... 1964-66  
 Snow, Andrew ..... 2015-2017  
 Soddors, Mike ..... 1980-81  
 Sogard, Eric ..... 2005-07  
 Solow, Ken ..... 1977  
 Sontag, Ryan ..... 2006-08  
 Sopko, Mark ..... 2002-03  
 Spehr, Tim ..... 1987-88  
 Spence, Josh ..... 2009

Spencer, Matt ..... 2007  
 Spenser, Kaipo ..... 1994-96  
 Spier, Dale ..... 1966  
 St. John, Bob ..... 1971  
 Stadler, Fitz ..... 2016-18  
 Stadler, Ray ..... 1963-65  
 Stahl, Greg ..... 1978-79  
 Stankiewicz, Drew ..... 2012-14  
 Starkins, Dennis ..... 1962-63  
 Starkins, Donny ..... 1999  
 Steen, Greg ..... 1981-83  
 Steinkemper, Jake ..... 1993-95  
 Stephans, Russ ..... 1980  
 Steverson, Todd ..... 1990-92  
 Stocker, Mel ..... 2000-01  
 Stockfisch, Austin ..... 2005-06  
 Stoddard, Joe ..... 1993-94  
 Stone, Mike ..... 1972  
 Strand, Zane ..... 2017-Present  
 Strong, Garret ..... 1973-75  
 Sutter, Jeff ..... 1986  
 Swagerty, Jordan ..... 2009-10  
 Swan, Craig ..... 1969-72  
 Swift, Drew ..... 2018-present  
 Switzenberg, Don ..... 1965  
 Switzer, Jon ..... 1999-2001

### T

Tatterson, Gary ..... 1990-91  
 Tatum, Mike ..... 1960-61  
 Taylor, Jim ..... 1997  
 Tennell, Jim ..... 1979  
 Thomas, Dwight ..... 1986-87  
 Thomas, Joe ..... 1987  
 Thorpe, Mike ..... 1984-86  
 Thurmond, Ben ..... 2003  
 Tillman, Kevin ..... 1997, 99  
 Tinoco, Dave ..... 1984  
 Tipton, Jim ..... 1959  
 Todare, Steve ..... 1979  
 Todd, Reagan ..... 2016-2017  
 Tognozzi, Jim ..... 1981-82  
 Tolman, Erik ..... 2019-Present  
 Tomlinson, Roger ..... 1960-61  
 Tommasini, Kevin ..... 1996-97  
 Torkelson, Spencer ..... 2018-present  
 Torok, John ..... 1963-64  
 Torres, Andy ..... 2001  
 Torrez, Emilio ..... 2014  
 Torrez, Raoul ..... 2007-10  
 Torrez, Riccio ..... 2009-11  
 Torti, Mike ..... 1996

## All-Time Roster 1959-2019

Trink, Matt ..... 2006-07  
Troilo, Darren ..... 1995  
Tyler, Sean ..... 1993-94

### U

Umbarger, Jim ..... 1972-74  
Urban, Fran ..... 1956-59  
Urlaub, Jeff ..... 2006-07  
Urquidez, Jason ..... 2004-05

### V

Valenzuela, Eric ..... 1997  
Valley, Rick ..... 1969-72  
Vande Berg, Ed ..... 1979-80  
Van Der Meersche, Tom 1975-78  
Van Scoyoc, Spencer... 2017-18  
Vander Kooi, Boyd 2018-present  
Vasquez, Jerry ..... 1977-78  
Vasquez, Ralph..... 1968  
Vasquez, Tim ..... 1996-97  
Vaughan, Beau ..... 2003  
Verdugo, Jason ..... 1994-97  
Villanueva, Gilbert ..... 1983-85  
Vina, Fernando ..... 1990  
Vindiola, Eric ..... 1994  
Vitek, Bernie ..... 1967-68  
Volney, Bruce ..... 1973

### W

Wakamatsu, Don ..... 1982-85  
Waldrip, Will ..... 1999-2000  
Walker, Larry ..... 1962  
Wallace, Brett ..... 2006-08  
Walsh, Nick ..... 2001-04  
Walty, Larry ..... 1994  
Watson, Steve ..... 1975  
Webb, Travis ..... 2004  
Weber, Lucas ..... 2001  
Weinberger, Brett ..... 1992  
Welles, Robby ..... 1991  
Welton, Tom ..... 1969-71  
Wente, Jon ..... 1996  
West, Jeremy ..... 2001-03  
West, Tanner ..... 2017-Present  
Westlake, Clay ..... 1973-76  
Westley, Doug ..... 1962-64  
Weymouth, Brian ..... 1980  
Whistler, Randy ..... 1977-79  
White, Danny ..... 1972-73  
White, Jeff ..... 1986  
Wiens, Rick ..... 1998  
Willieford, Jackson..... 2017

Williams, Alike..... 2018-present  
Williams, Eric ..... 2005  
Williams, Daniel ..... 2016  
Williams, Tyler ..... 2016-2017  
Williams, Trevor ..... 2011-13  
Williamson, Antone ..... 1992-94  
Williamson, Charlie ..... 1999  
Williamson, Kevin ..... 1984-85  
Willis, Steve ..... 1988-89  
Willis, Reggie ..... 1980  
Wills, Elliot "Bump" ..... 1971-74  
Wilson, Don ..... 1959-60  
Wilson, Ric ..... 1981  
Wilson, Zach..... 2009-11  
Winslett, Dax ..... 1993  
Witherspoon, Greg ..... 1969  
Woodmansee, Colby 2014-2016  
Workman, Andy..2008-09, 2011  
Workman, Gage... 2018-present  
Workman, Widd ..... 1996  
Wornardt, Will ..... 1986  
Wyrick, Dennis ..... 2000-03

### Y

Yaughn, Kip ..... 1989-90  
Ybarra, RJ ..... 2013-2016  
Young, Billy..... 2012-13

### Z

Zawada, Sebastian .. 2016-2017  
Zbikowski, Fran ..... 1970-71  
Zinicola, Zechry ..... 2004-06  
Zorich, Pete ..... 1980

Note: The above names represent a comprehensive list of all players listed in an official game box score. On rare occasion, a player may have recorded an official statistic during a year in which he received a "medical redshirt".



# 2020 SUN DEVIL BASEBALL

	<b>1959 (28-18)</b>	<b>1960 (32-13)</b>	<b>1961 (36-13)</b>	<b>1962 (27-18)</b>	<b>1963 (34-13)</b>	<b>1964 (44-7)</b>	<b>1965 (54-8)</b>	<b>1966 (41-11)</b>
Catcher	Slonac (.233)	Linthicum (.267)	Gorman (.273)	Gorman (.185)	Alesci (.276)	Stadler (.403)	Alesci (.272)	Dyer (.326)
First Base	Jacobs (.310)	Jacobs (.344)	Runge (.333)	Runge (.270)	Westley (.188)	Kleinman (.348)	Kleinman (.327)	Kleinman (.335)
Second Base	Regoli (.356)	Ramirez (.254)	Matsik (.326)	Handley (.212)	Handley (.215)	Lagunas (.340)	Lagunas (.307)	Smith (.328)
Third Base	Wilson (.240)	Regoli (.366)	Brion (.333)	Groover (.303)	Ruedy (.302)	Bando (.344)	Bando (.300)	Lind (.202)
Shortstop	Ruiz (.352)	Tomlinson (.332)	Tomlinson (.342)	S. Smith (.191)	Lagunas (.331)	Ruedy (.264)	Armstrong (.235)	Armstrong (.339)
Outfield	Urban (.279)	Lefebvre (.276)	Littleton (.326)	Westley (.295)	Starkins (.278)	Handley (.356)	Monday (.359)	Jackson (.327)
Outfield	Cope (.189)	Littleton (.276)	Ikeda (.320)	Ikeda (.277)	Heiden (.311)	Heiden (.287)	Dyer (.325)	Smith (.317)
Outfield	Hanna (.230)	Saunders (.333)	Lefebvre (.252)	Starkins (.333)	Oliver (.226)	Hyde (.320)	Gretta (.287)	Carpenter (.295)
Pitcher	Sims (4-4)	Barnson (8-2)	Tatum (7-2)	Graham (4-4)	Slaughter (11-2)	Hancock (13-2)	Pavlik (12-0)	Pentland (10-3)
Pitcher	Kostyk (6-4)	Kudron (5-1)	Barnson (9-2)	Slaughter (6-3)	Graham (6-3)	Cook (12-1)	Merrick (13-2)	Spier (7-3)
Pitcher	Kudron (5-3)	Tatum (9-3)	Slaughter (6-4)	Lovrich (6-4)	Cook (9-1)	Lea (6-2)	Lea (11-3)	Pavlik (9-1)
Pitcher	Barnson (6-4)	Miller (5-4)	Anderson (5-3)	Anderson (5-2)	L. Smith (2-3)	Merrick (4-0)	Schmelz (7-1)	Robison (5-0)
Pitcher	Hochevar (1-0)	Kavgian (3-2)	Cook (4-1)	L. Smith (3-2)	Nemecek (3-0)	MacDougal (4-1)	Nurnberg (7-1)	Nurnberg (7-3)
Head Coach	Winkles	Winkles	Winkles	Winkles	Winkles	Winkles	Winkles	Winkles
	<b>1967 (53-12)</b>	<b>1968 (39-14)</b>	<b>1969 (56-11)</b>	<b>1970 (30-22)</b>	<b>1971 (50-13)</b>	<b>1972 (64-6)</b>	<b>1973 (59-8)</b>	<b>1974 (39-24)</b>
Catcher	Davini (.311)	Davini (.311)	Cotton (.335)	Mantlo (.236)	Mantlo (.304)	Myers (.333)	Myers (.353)	Allenson (.269)
First Base	Bobb (.282)	Paulson (.285)	Osborn (.284)	Osborn (.235)	Schmuck (.434)	Mantlo (.346)	Westlake (.382)	Westlake (.309)
Second Base	Nelson (.284)	Nelson (.351)	Randle (.225)	Randle (.335)	Reed (.299)	Reed (.344)	Berger (.361)	Wills (.383)
Third Base	Grangaard (.264)	Grangaard (.318)	Brenner (.254)	Valley (.322)	Valley (.304)	Valley (.362)	Oscarson (.344)	Maddox (.287)
Shortstop	Lind (.263)	Randle (.298)	Detter (.302)	Bannister (.248)	Bannister (.376)	Bannister (.380)	Wills (.289)	Oscarson (.257)
Outfield	Reid (.301)	Powell (.366)	Powell (.366)	Atwell (.299)	Atwell (.398)	Wills (.355)	Kendrick (.362)	T. Sain (.298)
Outfield	Carpenter (.277)	Dolinsek (.269)	Dolinsek (.346)	Schmuck (.321)	J. Sain (.298)	Atwell (.324)	Harris (.343)	Strong (.283)
Outfield	Linville (.266)	Linville (.254)	Dick (.344)	Collinge (.242)	Jacobson (.293)	J. Sain (.258)	Atwell (.338)	Landreaux (.243)
Pitcher	Gentry (17-1)	Arnold (11-3)	Gura (19-2)	M. Hansen (6-1)	Bane (11-2)	Bane (14-1)	Bane (15-1)	Peterson (10-2)
Pitcher	Burgess (16-3)	Pentland (8-4)	LaGrow (14-1)	Crawford (7-9)	Swan (14-4)	Swan (16-1)	Otten (15-1)	Poloni (9-2)
Pitcher	Pentland (14-5)	K. Hansen (8-2)	K. Hansen (9-2)	Swan (8-4)	Crawford (9-3)	Crawford (13-2)	Slocum (13-2)	Umbarger (8-1)
Pitcher	Nurnberg (2-1)	Gura (4-4)	Swan (9-0)	K. Hansen (7-3)	K. Hansen (6-3)	Otten (9-0)	Umbarger (5-3)	Bannister (4-0)
Pitcher	Gura (2-0)	Miller (3-1)	Crawford (4-3)	Pelekoudas (1-1)	M. Hansen (7-1)	Hrovat (8-1)	Hrovat (2-2)	Slocum (2-3)
Head Coach	Winkles	Winkles	Winkles	Winkles	Winkles	Brock	Brock	Brock
	<b>1975 (61-13)</b>	<b>1976 (65-10)</b>	<b>1977 (57-12)</b>	<b>1978 (56-12)</b>	<b>1979 (32-31)</b>	<b>1980 (38-25)</b>	<b>1981 (55-13)</b>	<b>1982 (58-15)</b>
Catcher	Harrison (.242)	Allenson (.320)	Bando (.372)	Bando (.415)	Freitas (.397)	Stephans (.312)	Wilson (.255)	Pryor (.298)
First Base	Westlake (.304)	Phelps (.351)	Nyman (.298)	Anicich (.327)	Anicich (.332)	Ferris (.308)	Davis (.395)	Davis (.351)
Second Base	T. Sain (.315)	Peters (.337)	Horner (.389)	Allen (.347)	LaSala (.303)	McCain (.297)	Martinez (.290)	Steen (.284)
Third Base	Allenson (.315)	Humphry (.375)	Humphry (.286)	Horner (.412)	Stahl (.311)	Sodders (.349)	Sodders (.424)	Salcedo (.350)
Shortstop	Maddox (.365)	Horner (.339)	Henderson (.384)	Brooks (.432)	Barrett (.332)	Martinez (.271)	Hill (.378)	Baker (.314)
Outfield	Landreaux (.326)	Landreaux (.408)	Brooks (.346)	Irvine (.328)	Irvine (.335)	Nelson (.312)	Romine (.410)	Romine (.406)
Outfield	Phelps (.315)	Pate (.368)	Peters (.385)	Stahl (.282)	Holmes (.330)	Pagel (.321)	Nelson (.345)	Seibert (.279)
Outfield	Strong (.339)	Colbern (.361)	J. Allen (.356)	Michael (.376)	D. Eiler (.283)	Holmes (.332)	Holmes (.366)	Pagel (.320)
DH	-	-	Hudgens (.372)	Hudgens (.274)	Allen (.257)	Davis (.370)	Miller (.340)	Johnston (.306)
Pitcher	Bannister (15-4)	Bannister (19-2)	Vasquez (12-2)	Jones (13-2)	Raine (5-2)	Dukes (10-5)	Carter (19-1)	Boudreau (9-1)
Pitcher	Poloni (10-1)	Hanna (15-1)	Jackson (10-4)	Ahern (8-1)	Jones (8-9)	Jones (8-4)	Dukes (8-2)	Newman (8-0)
Pitcher	Cochran (14-1)	Vander Meersche (7-4)	L. Eiler (9-1)	Lindsey (7-1)	Dukes (3-2)	Vande Berg (6-4)	Newman (7-2)	Hogan (13-2)
Pitcher	Vander Meersche (8-3)	Dean (9-1)	Dean (7-1)	Dean (8-4)	Ahern (3-3)	Hawk (6-4)	Koch (6-1)	Smith (9-2)
Pitcher	Bethke (4-1)	Gillie (6-1)	J. Allen (5-2)	Vander Meersche (5-0)	Haggerty (3-2)	Weymouth (2-3)	Boudreau (4-3)	Jefferson (7-4)
Head Coach	Brock	Brock	Brock	Brock	Brock	Brock	Brock	Brock
	<b>1983 (44-24)</b>	<b>1984 (55-20)</b>	<b>1985 (31-35)</b>	<b>1986 (34-28)</b>	<b>1987 (40-27)</b>	<b>1988 (60-13)</b>	<b>1989 (42-19)</b>	<b>1990 (52-16)</b>
Catcher	Wakamatsu (.340)	Wakamatsu (.311)	Wakamatsu (.294)	Esmay (.323)	Spehr (.328)	Spehr (.312)	Robson (.305)	Helfand (.317)
First Base	McNaughton (.195)	Medina (.318)	Medina (.379)	Dyson (.379)	Peralta (.263)	Willis (.367)	Willis (.329)	Robson (.328)
Second Base	Steen (.250)	Murray (.311)	Morris (.369)	Esmay (.323)	Esmay (.292)	Higgins (.361)	Higgins (.325)	Manahan (.366)
Third Base	Martinez (.297)	Grandstaff (.315)	Lopez (.379)	Smith (.306)	Dombrowski (.268)	Finn (.279)	Finn (.348)	Steverson (.189)
Shortstop	Cucjen (.306)	Cucjen (.304)	Bennett (.247)	Benjamin (.304)	Benjamin (.327)	Listach (.313)	Manahan (.387)	Vina (.387)
Outfield	Moses (.354)	Bonds (.360)	Devereaux (.296)	Morris (.378)	Finn (.316)	Candelari (.332)	Martin (.353)	Austin (.358)
Outfield	McDowell (.352)	McDowell (.405)	Bonds (.368)	Thomas (.303)	Burrola (.271)	Burrola (.313)	Kelly (.300)	Kelly (.376)
Outfield	Henry (.306)	Brown (.366)	Brown (.340)	Rumsey (.269)	Rumsey (.324)	Rumsey (.333)	Rumsey (.293)	Adams (.310)
DH	Henry (.321)	Dyson (.324)	Hahn (.272)	Kemp (.265)	Mattia (.315)	Peralta (.369)	Austin (.269)	Scialo (.244)
Pitcher	Carter (12-2)	Thorpe (3-2)	Clayton (2-2)	Harris (8-2)	Schwabe (12-7)	Ingram (17-5)	Alexander (12-2)	Rees (13-3)
Pitcher	Henry (9-7)	Henry (11-2)	Roberts (6-3)	Dempster (6-6)	Ingram (10-5)	Kilgo (12-3)	Rivas (8-4)	Douma (16-3)
Pitcher	Jefferson (8-5)	Roberts (6-4)	Scott (6-7)	Cassidy (7-4)	Cassidy (5-5)	Cassidy (9-2)	Dodd (7-2)	Yaughn (11-5)
Pitcher	Graybill (3-2)	Carter (10-2)	Dempster (3-8)	Thorpe (4-8)	Farmer (4-3)	Dodd (6-1)	Rees (4-1)	Tatterson (4-1)
Pitcher	Roberts (6-2)	Graybill (10-0)	Thorpe (5-3)	Clayton (4-6)	Harris (3-1)	Minor (6-1)	Yaughn (4-2)	-
Head Coach	Brock	Brock	Brock	Brock	Brock	Brock	Brock	Brock

TWITTER: @ASU\_BASEBALL

INSTAGRAM: @ASU\_BASEBALL

FACEBOOK: SUNDEVILBASEBALL

Five-Time NCAA Champions (1965, 1967, 1969, 1977, 1981) | 22 College World Series Appearances | 21 Conference Championships

127 All-Americans | 14 National Players of the Year | 10 College Baseball Hall of Fame Members

442 Major League Baseball Draft Picks | 111 Major Leaguers | 50 Major League Baseball First-Round Draft Picks

# 2020 SUN DEVIL BASEBALL

	1991 (35-27)	1992 (32-24)	1993 (46-20)	1994 (45-18)	1995 (34-21)	1996 (35-21)	1997 (39-22)	1998 (41-23)
Catcher	Rea (.296)	Robson (.293)	Lo Duca (.446)	Cady (.295)	Troilo (.321)	McKay (.335)	Halvorson (.295)	Jones (.333)
First Base	Robson (.268)	Newstrom (.294)	Newstrom (.356)	Lembi (.360)	Kent (.341)	Beinbrink (.362)	Grijalva (.321)	Phelps (.348)
Second Base	Scialo (.275)	Dunn (.335)	Dunn (.346)	Rensmeyer (.291)	Betten (.320)	Kent (.357)	Leon (.353)	Bloomquist (.414)
Third Base	Austin (.364)	Williamson (.315)	Williamson (.378)	Williamson (.371)	McKay (.315)	Torti (.317)	Beinbrink (.380)	Beinbrink (.328)
Shortstop	Ehmann (.331)	Ehmann (.341)	McKay (.276)	Betten (.296)	Goodell (.328)	Collins (.230)	Collins (.277)	Collins (.285)
Outfield	Samuels (.299)	Samuels (.287)	Lootens (.254)	McGonigle (.321)	McKinley (.325)	McKinley (.386)	McKinley (.423)	Moreno (.354)
Outfield	Kelly (.373)	Steverson (.303)	Cruz (.342)	Cruz (.393)	Leon (.259)	Moreno (.378)	Arguelles (.301)	Arguelles (.278)
Outfield	Steverson (.289)	W'berger (.367)	Shores (.254)	Shores (.318)	Flowers (.321)	Cermak (.317)	Moreno (.313)	Delucchi (.222)
DH	Henderson (.264)	Henderson (.310)	Cady (.315)	Tyler (.294)	Lembi (.272)	Gosewisch (.324)	Bloomquist (.356)	Myers (.386)
Pitcher	Rees (7-5)	Matranga (10-7)	Barcelo (12-4)	Neal (9-5)	Spenser (8-5)	Bond (7-5)	Mills (6-3)	Mills (8-4)
Pitcher	Newstrom (10-2)	Newstrom (7-2)	Winslett (10-5)	Bond (7-2)	Neal (5-7)	Workman (3-3)	Lowery (6-2)	Lowery (8-6)
Pitcher	Tatterson (7-7)	Lowe (8-5)	Rawitz (5-3)	Spenser (10-0)	Bond (3-2)	Lowery (5-1)	Cermak (7-3)	Kramer (8-2)
Pitcher	Dodd (6-5)	Rawitz (4-5)	Newstrom (3-0)	Peery (11-2)	Bradley (5-3)	Molina (3-2)	Byrd (6-2)	Pennington (7-2)
Head Coach	Brock	Brock	Brock	Brock	Murphy	Murphy	Murphy	Murphy
	1999 (39-21)	2000 (44-15)	2001 (37-20-1)	2002 (37-21)	2003 (54-14)	2004 (41-18)	2005 (42-25)	2006 (37-21)
Catcher	Pratt (.307)	Myers (.412)	Myers (.395)	Castillo (.287)	Gosewisch (.340)	Gosewisch (.342)	Gosewisch (.321)	Paramore (.318)
First Base	Jones (.333)	Phelps (.362)	Phelps (.307)	West (.356)	Larish (.372)	Persichina (.320)	Larish (.324)	Wallace (.371)
Second Base	Ernster (.439)	Conrad (.336)	Conrad (.278)	Garcia (.336)	Garrabrants (.324)	Walsh (.329)	Dhaenens (.312)	Sogard (.353)
Third Base	Beinbrink (.402)	Lopez (.370)	Lopez (.310)	Larish (.328)	Wyrick (.345)	Asanovich (.367)	Hoof (.293)	Retherford (.305)
Shortstop	Bloomquist (.364)	Wyrick (.317)	Wyrick (.360)	Pedroia (.347)	Pedroia (.404)	Pedroia (.393)	Romine (.282)	Romine (.375)
Outfield	Duncan (.377)	Jones (.357)	Allen (.389)	Allen (.278)	Buck (.326)	Buck (.373)	Buck (.382)	Curtis (.335)
Outfield	Cadiente (.362)	Duncan (.347)	Duffy (.373)	Sheaffer (.364)	Ethier (.377)	Curtis (.300)	Curtis (.342)	Sontag (.319)
Outfield	Sitzman (.373)	Martin (.325)	Stocker (.245)	Ethier (.363)	Bosch (.209)	Larish (.308)	Sferra (.311)	Sferra (.323)
DH	Myers (.329)	Hines (.264)	West (.307)	Garrabrants (.337)	West (.381)	Zinicola (.280)	Fox (.295)	Davis (.329)
Pitcher	Waldrup (10-3)	Switzer (11-3)	Torres (13-4)	Esposito (9-6)	Thurmond (8-0)	Urquidez (12-3)	Averill (11-4)	Bordes (7-1)
Pitcher	Switzer (7-4)	Pennington (7-2)	Esposito (5-2)	McClellan (7-6)	Averill (8-2)	Mousser (6-4)	Urquidez (10-4)	Barnette (6-1)
Pitcher	Crumpton (7-4)	Waldrup (6-1)	Switzer (5-6)	Kartler (4-4)	Vaughan (10-6)	Bordes (3-1)	Bordes (5-7)	Arreola (2-1)
Pitcher	Pennington (7-5)	Friedberg (1-0)	Friedberg (4-2)	Schroyer (4-1, 8 S)	Schroyer (9 SV)	Zinicola (9 SV)	Zinicola (4 SV)	Bresnehan (3-3)
Pitcher	Williamson (2-1)	Pezely (8-2)	Klusman (1-0)	Arguello (5-1)	Liebeck (8-0)	Bresnehan (5 SV)	Bresnehan (2 SV)	Zinicola (6 SV)
Head Coach	Murphy	Murphy	Murphy	Murphy	Murphy	Murphy	Murphy	Murphy
	2007 (49-15)*	2008 (49-13)	2009 (51-14)	2010 (52-10)	2011 (43-18)	2012 (36-20)	2013 (37-22-1)	2014 (33-24)
Catcher	Paramore (.379)	Paramore (.355)	Ramirez (.338)	Barnes (.272)	Barnes (.320)	Rossiter (.326)	Rossiter (.272)	Serven (.249)
First Base	Wallace (.404)	Davis (.385)	Ri. Torrez (.280)	Ri. Torrez (.393)	Wilson (.258)	Ruiz (.305)	DiNatale (.302)	Causey (.323)
Second Base	Sogard (.400)	Torrez (.341)	MacPhee (.270)	MacPhee (.389)	MacPhee (.279)	DeMichele (.336)	McDonald (.257)	T. Esmay (.282)
Third Base	Hall (.313)	Wallace (.410)	Ra. Torrez (.250)	Ra. Torrez (.268)	Ri. Torrez (.307)	Benjamin (.322)	Benjamin (.335)	DiNatale (.294)
Shortstop	Romine (.300)	Champagne (.371)	Maggi (.309)	Marrero (.397)	Marrero (.315)	Marrero (.284)	Stankiewicz (.295)	Stankiewicz (.331)
Outfield	Davis (.349)	Sontag (.393)	Calhoun (.313)	Maggi (.326)	Ruettiger (.327)	Coffman (.234)	Peeyhouse (.251)	Peeyhouse (.290)
Outfield	Spencer (.369)	Kipnis (.371)	Kipnis (.384)	Ruettiger (.351)	Aplin (.284)	Aplin (.313)	Coffman (.332)	Sewald (.305)
Outfield	Smith (.333)	Newman (.322)	Newman (.305)	Calhoun (.321)	Newman (.280)	Allen (.279)	Allen (.297)	Allen (.284)
DH	Roling (.356)	Roling (.340)	Ruettiger (.360)	Wilson (.349)	DeMichele (.368)	McDonald (.284)	Causey (.274)	Ybarra (.273)
Pitcher	Leake (13-2)	Leake (11-3)	Leake (16-1)	Blair (12-1)	Rodgers (9-4)	Rodgers (10-3)	Williams (6-6)	Kellogg (8-3)
Pitcher	Satow (13-3)	Satow (9-4)	Spence (10-1)	Kelly (10-3)	Champlin (9-4)	Williams (12-2)	Kellogg (11-1)	Lilek (4-5)
Pitcher	Flores (11-2)	Rafferty (12-0)	Blair (7-2)	Borup (11-1)	Barrett (7-4)	Ravago (4-1)	Miller (4-0)	Gillies (3-4)
Pitcher	Parigi (3-1)	Sauer (4-1)	Lambson (9-5)	Lambson (8-2)	Lambson (7-4, 9 SV)	Dunbar (1-0)	Blackford (5-1)	Martinez (5-0)
Pitcher	Jarvis (11 SV)	Davis (4 SV)	Swagerty (4 SV)	Swagerty (14 SV)	Blackford (4-1)	Barrett (11 SV)	Burr (12 SV)	Burr (12 SV)
Coach	Murphy	Murphy	Murphy	Esmay	Esmay	Esmay	Esmay	Esmay
	2015 (35-23)	2016 (36-23)	2017 (23-32)	2018 (23-32)	2019 (38-19)			
Catcher	Serven (.294)	Serven (.293)	Cerbo (.299)	Lin (.312)	Ferri (.269)			
First Base	Bielek (.297)	Greer (.344)	Lin (.290)	Torkelson (.320)	Torkelson (.351)			
Second Base	Snow (.300)	Snow (.276)	Aldrete (.270)	Williams (.280)	Swift (.265)			
Third Base	Greer (.314)	McCuin (.163)	Lane (.262)	Workman (.276)	Workman (.330)			
Shortstop	Woodmansee (.308)	Woodmansee (.265)	McCuin (.256)	Swift (.201)	Williams (.333)			
Outfield	Peeyhouse (.287)	Shaps (.321)	Canning (.332)	Canning (.369)	Bishop (.342)			
Outfield	Sewald (.324)	Canning (.269)	Bishop (.301)	Bishop (.250)	Hauver (.339)			
Outfield	Allen (.357)	D. Williams (.244)	Denson (.210)	Aldrete (.293)	Aldrete (.284)			
DH	Ybarra (.289)	Zawada (.250)	Williams (.235)	Jump (.370)	Lin (.299)			
Pitcher	Kellogg (9-2)	Martinez (9-4)	Lingos (6-7)	Lingos (7-5)	Marsh (9-4)			
Pitcher	Lilek (4-2)	Lingos (3-5)	Montoya (4-4)	Marsh (3-3)	Vander Kooi (4-4)			
Pitcher	Martinez (2-2)	Aboites (7-2)	Erives (1-5)	Romero (2-1)	Dabovich (7-1)			
Pitcher	Gillies (3-6)	Todd (1-4)	Hingst (2-1)	Raish (4-1)	Burzell (5-1)			
Pitcher	Burr (14 SV)	Erives (10)	Higgins (4 SV)	Montoya (5 SV)	Tolman (2 SV)			
Coach	Smith	Smith	Smith	Smith	Smith			

\* - 44 wins later vacated

# 2020 SUN DEVIL BASEBALL

## 2019 (5):

Hunter Bishop, OF	San Francisco Giants	1st (10)
Alec Marsh, RHP	Kansas City Royals	2nd
Lyle Lin, C	Arizona Diamondbacks	14th
Carter Aldrete, INF/OF	San Francisco Giants	15th
Sam Romero, RHP	Oakland Athletics	40th

## 2018 (5):

Gage Canning, OF	Washington Nationals	5th
Fitz Stadler, RHP	Toronto Blue Jays	18th
Eli Lingos, LHP	Cleveland Indians	22nd
Lyle Lin, C	Houston Astros	29th
Connor Higgins, LHP	Los Angeles Angels	30th

## 2017 (1):

Connor Higgins, LHP	Texas Rangers	35th
---------------------	---------------	------

## 2016 (5):

Brian Serven, C	Colorado Rockies	5th
Colby Woodmansee, SS	New York Mets	5th
Hever Bueno, RHP	Texas Rangers	9th
David Greer, INF	Seattle Mariners	10th
Seth Martinez, RHP	Oakland Athletics	17th

## 2015 (9):

Brett Lilek, LHP	Miami Marlins	2nd
<b>Ryan Burr, RHP</b>	<b>Arizona Diamondbacks</b>	<b>5th</b>
Ryan Kellogg, LHP	Chicago Cubs	5th
David Graybill, RHP/OF	San Francisco Giants	9th
Darin Gillies, RHP	Seattle Mariners	10th
Johnny Sewald, OF	Houston Astros	14th
Trever Allen, OF	Los Angeles Angels	25th
Dalton DiNatale, INF	Washington Nationals	32nd
Jake Peevyhouse, OF	Arizona Diamondbacks	34th

## 2014 (3):

Drew Stankiewicz, INF	Philadelphia Phillies	11th
Nate Causey, C/1B	Colorado Rockies	19th
#David Graybill, RHP	New York Yankees	33rd

## 2013 (7):

<b>Trevor Williams, RHP</b>	<b>Miami Marlins</b>	<b>2nd</b>
Kasey Coffman, OF	Detroit Tigers	10th
Michael Benjamin, 3B	Colorado Rockies	13th
Max Rossiter, C	Pittsburgh Pirates	15th
James McDonald, 2B	Los Angeles Dodgers	18th
#Cory Hahn, OF	Arizona Diamondbacks	34th
Alex Blackford, RHP	Los Angeles Angels	37th

## 2012 (10):

<b>Deven Marrero, SS</b>	<b>Boston Red Sox</b>	<b>1st (24)</b>
<b>Brady Rodgers, RHP</b>	<b>Houston Astros</b>	<b>3rd</b>
Joey DeMichele, INF	Chicago White Sox	3rd
<b>Jake Barrett, RHP</b>	<b>Arizona Diamondbacks</b>	<b>4th</b>
Andrew Aplin, OF	Houston Astros	5th
Abe Ruiz, INF	Chicago White Sox	16th
Robert Ravago, RHP	Miami Marlins	22nd
Brandon Magee, OF	Boston Red Sox	23rd
Beau Maggi, C	Kansas City Royals	24th
#Max Rossiter, C	Pittsburgh Pirates	32nd

## 2011 (11):

Riccio Torrez, INF	Tampa Bay Rays	4th
Johnny Ruettiger, OF	Baltimore Orioles	8th

## Austin Barnes, C

Zack MacPhee, 2B
Xorge Carrillo, C
Mitchell Lambson, LHP
#Brandon Magee, OF
Zach Wilson, 3B
#Kyle Ottoson, LHP
Kramer Champlin, RHP
Andy Workman, OF

## Florida Marlins

Cleveland Indians	9th
New York Mets	14th
Houston Astros	19th
Oakland A's	21st
New York Yankees	21st
Washington Nationals	24th
Toronto Blue Jays	33rd
Los Angeles Angels	34th

## 2010 (10):

Seth Blair, RHP	St. Louis Cardinals	1st (46)
Jordan Swagerty, RHP	St. Louis Cardinals	2nd
<b>Merrill Kelly, RHP</b>	<b>Tampa Bay Rays</b>	<b>8th</b>
<b>Kole Calhoun, OF</b>	<b>Los Angeles Angels</b>	<b>8th</b>
<b>Josh Spence, LHP</b>	<b>San Diego Padres</b>	<b>9th</b>
Drew Maggi, SS/OF	Pittsburgh Pirates	15th
Jimmy Patterson, LHP	Tampa Bay Rays	18th
Raoul Torrez, INF	Arizona Diamondbacks	21st
#Xorge Carrillo, C	San Diego Padres	23rd
Jake Borup, RHP	Philadelphia Phillies	23rd

## 2009 (6):

<b>Mike Leake, RHP</b>	<b>Cincinnati Reds</b>	<b>1st (8)</b>
<b>Jason Kipnis, OF</b>	<b>Cleveland Indians</b>	<b>2nd</b>
#Josh Spence, LHP	Los Angeles Angels	3rd
Carlos Ramirez, C	Los Angeles Angels	8th
Jared McDonald, INF	Chicago White Sox	21st
#Raoul Torrez, INF	Los Angeles Angels	32nd

## 2008 (15):

<b>Brett Wallace, 3B</b>	<b>St. Louis Cardinals</b>	<b>1st (13)</b>
<b>Ike Davis, 1B/LHP</b>	<b>New York Mets</b>	<b>1st (18)</b>
Petey Paramore, C	Oakland A's	3rd
#Jason Kipnis, OF	San Diego Padres	4th
Kiel Roling, C/DH	Colorado Rockies	6th
Stephen Sauer, RHP	Chicago White Sox	10th
Reyes Dorado, RHP	Los Angeles Angels	14th
Marcel Champagnie, SS	Los Angeles Angels	15th
Dustin Brader, RHP	Texas Rangers	21st
Jason Jarvis, RHP	San Francisco Giants	23rd
Ryan Sontag, OF	Chicago Cubs	23rd
Josh Satow, LHP	Tampa Bay Rays	25th
Tommy Rafferty, RHP	Tampa Bay Rays	28th
Mike Jones, OF	New York Yankees	29th
<b>Jake Elmore, IF</b>	<b>Arizona Diamondbacks</b>	<b>34th</b>

## 2007 (8):

<b>Eric Sogard, 2B</b>	<b>San Diego Padres</b>	<b>2nd</b>
Matt Spencer, OF	Philadelphia Phillies	3rd
<b>Andrew Romine, SS</b>	<b>Los Angeles Angels</b>	<b>5th</b>
Tim Smith, OF	Texas Rangers	7th
Brian Flores, LHP	Tampa Bay Rays	13th
Scott Mueller, RHP	Baltimore Orioles	21st
#Josh Satow, LHP	Seattle Mariners	28th
#Mike Jones, OF	Chicago White Sox	42nd

## 2006 (5):

<b>Colin Curtis, OF</b>	<b>New York Yankees</b>	<b>4th</b>
Pat Bresnehan, RHP	Pittsburgh Pirates	5th
Zechry Zinicola, RHP	Washington Nationals	6th
Brett Bordes, LHP	Baltimore Orioles	9th
<b>Tony Barnette, RHP</b>	<b>Arizona Diamondbacks</b>	<b>10th</b>

TWITTER: @ASU\_BASEBALL

INSTAGRAM: @ASU\_BASEBALL

FACEBOOK: SUNDEVILBASEBALL

Five-Time NCAA Champions (1965, 1967, 1969, 1977, 1981) | 22 College World Series Appearances | 21 Conference Championships

127 All-Americans | 14 National Players of the Year | 10 College Baseball Hall of Fame Members

442 Major League Baseball Draft Picks | 111 Major Leaguers | 50 Major League Baseball First-Round Draft Picks



# 2020 SUN DEVIL BASEBALL

## 2005 (7):

<b>Travis Buck, OF</b>	<b>Oakland A's</b>	<b>1st (36)</b>
<b>Jeff Larish, 1B</b>	<b>Detroit Tigers</b>	<b>5th</b>
<b>Tuffy Gosewisch, C</b>	<b>Philadelphia Phillies</b>	<b>11th</b>
Jason Urquidez, RHP	Arizona Diamondbacks	17th
Erik Averill, LHP	Detroit Tigers	20th
Joey Hooft, 2B	Texas Rangers	20th
#Brett Bordes, LHP	Detroit Tigers	24th

## 2004 (6):

<b>Dustin Pedroia, SS</b>	<b>Boston Red Sox</b>	<b>2nd</b>
Josh Asanovich, INF	Tampa Bay Devil Rays	11th
#Jason Urquidez, RHP	Cincinnati Reds	11th
#Jeff Larish, OF	Los Angeles Dodgers	13th
#Ladd Hall, RHP	Montreal Expos	27th
Jeff Mousser, RHP	Minnesota Twins	35th

## 2003 (12):

<b>Andre Ethier, OF</b>	<b>Oakland A's</b>	<b>2nd</b>
Beau Vaughan, RHP	Boston Red Sox	3rd
Jeremy West, C/DH	Boston Red Sox	7th
Steve Garrabrants, 2B	Arizona Diamondbacks	9th
#Ryan Schroyer, RHP	Minnesota Twins	11th
Bryce Kartler, LHP	New York Yankees	11th
Robbie McClellan, RHP	Kansas City Royals	12th
Ben Thurmond, RHP	San Francisco Giants	15th
Mark Sopko, RHP	Toronto Blue Jays	21st
#Rod Allen, OF	Tampa Bay Devil Rays	22nd
Dennis Wyrick, 3B	Baltimore Orioles	23rd
Mike Guerrero, OF	Arizona Diamondbacks	42nd

## 2002 (3):

<b>Mike Esposito, RHP</b>	<b>Colorado Rockies</b>	<b>12th</b>
Jon Sheaffer, OF	New York Yankees	19th
#Bryce Kartler, LHP	Cleveland Indians	48th

## 2001 (9):

<b>Jon Switzer, LHP</b>	<b>Tampa Bay Devil Rays</b>	<b>2nd</b>
Drew Friedberg, LHP	Pittsburgh Pirates	6th
<b>Chris Duffy, OF</b>	<b>Pittsburgh Pirates</b>	<b>8th</b>
<b>Brooks Conrad, 2B</b>	<b>Houston Astros</b>	<b>8th</b>
Casey Myers, C	Oakland A's	9th
<b>Dennis Sarfate</b>	<b>Milwaukee Brewers</b>	<b>9th</b>
<b>Mel Stocker, OF</b>	<b>Kansas City Royals</b>	<b>16th</b>
Bryce Kartler, LHP	St. Louis Cardinals	20th
Jeff Phelps, 1B/3B	Philadelphia Phillies	36th

## 2000 (8):

<b>Jeff Duncan, OF</b>	<b>New York Mets</b>	<b>7th</b>
<b>Mitch Jones, INF/OF</b>	<b>New York Yankees</b>	<b>7th</b>
Jason Fingers, RHP	Kansas City Royals	10th
#Eric Doble, RHP	Boston Red Sox	10th
Phil Downing, OF	Montreal Expos	16th
Luke Field, RHP	Cleveland Indians	16th
#Drew Friedberg, LHP	Milwaukee Brewers	29th
#Casey Myers, C	Milwaukee Brewers	30th

## 1999 (9):

<b>Willie Bloomquist, INF</b>	<b>Seattle Mariners</b>	<b>3rd</b>
Mark Ernster, INF	Milwaukee Brewers	6th
Andrew Beinbrink, INF	Tampa Bay Devil Rays	7th
Brett Cadiente, OF	Texas Rangers	9th
Scott Goodman, RHP	Florida Marlins	10th
Chuck Crumpton, LHP	Montreal Expos	25th
Chip Gosewisch, UTL	Anaheim Angels	30th

#Kevin Tillman, 3B	Anaheim Angels	31st
Jay Sitzman, OF	Philadelphia Phillies	32nd

## 1998 (11):

Ryan Mills, LHP	Minnesota Twins	1st (6)
Phill Lowery, LHP	Florida Marlins	6th
#Andrew Beinbrink, INF	Colorado Rockies	10th
Dan Meier, OF	Arizona Diamondbacks	14th
Aaron Kramer, P	San Diego Padres	18th
Mikel Moreno, OF	Chicago Cubs	22nd
Richy Leon, OF/P	Colorado Rockies	23rd
Jeremy Jones, C	Texas Rangers	27th
Greg Halvorson, C	New York Mets	33rd
Rudy Arquelles, OF	Anaheim Angels	47th

## 1997 (4):

<b>Ryan Bradley, RHP</b>	<b>New York Yankees</b>	<b>1st (40)</b>
Dan McKinley, OF	San Francisco Giants	1st (49)
Jason Verdugo, RHP	San Francisco Giants	12th
Jamie Bane, LHP	Anaheim Angels	20th

## 1996 (11):

Widd Workman, RHP	San Diego Padres	3rd
#Jason Verdugo, RHP	Anaheim Angels	6th
<b>Cody McKay, C/INF</b>	<b>Oakland Athletics</b>	<b>9th</b>
Jeff Cermak, OF	Houston Astros	12th
Mike Torti, 3B	Philadelphia Phillies	14th
Kaipo Spenser, RHP	Cleveland Indians	16th
Jason Bond, LHP	Seattle Mariners	17th
<b>Gabe Molina, RHP</b>	<b>Baltimore Orioles</b>	<b>21st</b>
Javier Fuentes, INF	Boston Red Sox	21st
#Kevin Tommasini, OF	San Francisco Giants	22nd
Robbie Kent, INF	San Diego Padres	29th

## 1995 (7):

#Cody McKay, C/INF	St. Louis Cardinals	5th
Troy Rauer	Oakland A's	12th
Josh Deakman	California Angels	14th
Mike Corominas	Houston Astros	15th
Steve Goodell	Florida Marlins	17th
Jake Steinkemper	Montreal Expos	19th
Randy Betten	California Angels	25th

## 1994 (9):

<b>Antone Williamson, 3B</b>	<b>Milwaukee Brewers</b>	<b>1st (4)</b>
<b>Jacob Cruz, OF</b>	<b>San Francisco Giants</b>	<b>1st (32)</b>
Todd Cady, C	Florida Marlins	3rd
Scott Shores, OF	Philadelphia Phillies	5th
Jason Ruskey, LHP	Seattle Mariners	15th
Noah Peery, RHP	New York Mets	39th
#Isaac Burton, OF	Cincinnati Reds	42nd
#Derek Mickelson, RHP	San Diego Padres	54th
#Troy Rauer, OF	Florida Marlins	74th

## 1993 (10):

Marc Barcelo, RHP	Minnesota Twins	1st (33)
Dax Winslett, RHP	Los Angeles Dodgers	3rd
Doug Newstrom, 1B	Los Angeles Dodgers	7th
Brent Smith, RHP	San Francisco Giants	8th
Kevin Rawitzer, LHP	Kansas City Royals	12th
Bill Dunn, 2B	Kansas City Royals	15th
<b>Paul LoDuca, C</b>	<b>Los Angeles Dodgers</b>	<b>25th</b>
Santiago Rivera, SS	San Diego Padres	25th
#Scott Shores, OF	Cincinnati Reds	30th
Brian Lootens, OF	San Francisco Giants	32nd

# 2020 SUN DEVIL BASEBALL

## 1992 (9):

<b>Sean Lowe, RHP</b>	<b>St. Louis Cardinals</b>	<b>1st (15)</b>
<b>Todd Stevenson, OF</b>	<b>Toronto Blue Jays</b>	<b>1st (25)</b>
Kurt Ehmann, SS	San Francisco Giants	4th
Scott Samuels, OF	Florida Marlins	9th
#Kevin Rawitzer, LHP	Montreal Expos	12th
#Brent Smith, RHP	Seattle Mariners	19th
Jeff Matranga, RHP	St. Louis Cardinals	31st
#Brett Weinberger, OF	Montreal Expos	32nd
Germaine Mayberry, OF	Cleveland Indians	38th

## 1991 (10):

<b>Mike Kelly, OF</b>	<b>Atlanta Braves</b>	<b>1st (2)</b>
Tommy Adams, OF	Seattle Mariners	2nd
Jim Austin, OF/3B	Montreal Expos	4th
Sean Rees, LHP	Seattle Mariners	5th
#Kurt Ehmann, SS	California Angels	8th
Scott Dodd, LHP	Cincinnati Reds	11th
Michael Reeves, OF	Chicago Cubs	12th
Clark Rea, C	Detroit Tigers	12th
Rob Gorrell, RHP	Milwaukee Brewers	21st
Gary Tatterson, RHP	Cleveland Indians	35th

## 1990 (7):

Anthony Manahan, SS	Seattle Mariners	1st (38)
Rusty Silcox, RHP	San Diego Padres	4th
<b>Fernando Viña, 2B</b>	<b>New York Mets</b>	<b>9th</b>
Kip Vaughan, RHP	Baltimore Orioles	13th
Todd Douma, LHP	New York Mets	14th
Tucker Hammargren, 1B	Cincinnati Reds	17th
Jon Halland, 2B	Seattle Mariners	52nd

## 1989 (10):

John Finn, 3B	Milwaukee Brewers	10th
<b>Kevin Higgins, 2B</b>	<b>San Diego Padres</b>	<b>12th</b>
Steve Martin, OF	San Diego Padres	16th
Dan Rumsey, OF	San Francisco Giants	16th
Oscar Rivas, LHP	Seattle Mariners	17th
Bob Dombrowski, 3B	Cincinnati Reds	18th
Steve Willis, 1B	San Francisco Giants	19th
Rusty Kilgo, LHP	Montreal Expos	22nd
Brian Dodd, LHP	California Angels	26th
#David Cassidy, LHP	St. Louis Cardinals	38th

## 1988 (8):

<b>Pat Listach, SS</b>	<b>Milwaukee Brewers</b>	<b>5th</b>
<b>Tim Spehr, C</b>	<b>Kansas City Royals</b>	<b>5th</b>
<b>Blas Minor, RHP</b>	<b>Pittsburgh Pirates</b>	<b>6th</b>
Kurt Dempster, RHP	Cincinnati Reds	6th
Gordy Farmer, RHP	Houston Astros	8th
Linty Ingram, RHP	Detroit Tigers	14th
#Brian Dodd, LHP	Milwaukee Brewers	21st
Scott Huston, RHP	Toronto Blue Jays	30th

## 1987 (8):

<b>Mike Benjamin, SS</b>	<b>San Francisco Giants</b>	<b>3rd</b>
#Gordy Farmer, RHP	Cleveland Indians	12th
Ted Dyson, 1B	California Angels	13th
Matt Shiflett, RHP	Montreal Expos	20th
<b>Mike Schwabe, RHP</b>	<b>Detroit Tigers</b>	<b>21st</b>
Tony Mattia, 1B	California Angels	24th
#Kurt Dempster, RHP	Cleveland Indians	30th
#Jeff Joseph, 2B	Kansas City Royals	53rd

## 1986 (3):

Rick Morris, OF	Atlanta Braves	6th
#Ted Dyson, 1B	Los Angeles Dodgers	15th
Mike Thorpe, RHP	Seattle Mariners	22nd

## 1985 (11):

<b>Barry Bonds, OF</b>	<b>Pittsburgh Pirates</b>	<b>1st (6)</b>
<b>Mike Devereaux, OF</b>	<b>Los Angeles Dodgers</b>	<b>5th</b>
Todd Brown, OF	Milwaukee Brewers	5th
Charles Scott, RHP	Cleveland Indians	6th
<b>Doug Henry, RHP</b>	<b>Milwaukee Brewers</b>	<b>8th</b>
<b>Luis Medina, 1B</b>	<b>Cleveland Indians</b>	<b>9th</b>
<b>Don Wakamatsu, C</b>	<b>Cincinnati Reds</b>	<b>11th</b>
Jeff Roberts, RHP	Seattle Mariners	12th
#Gil Villanueva, LHP	Oakland A's	17th
George Lopez, 3B	Seattle Mariners	17th
Kevin Williamson, RHP	Oakland A's	20th

## 1984 (12):

<b>Oddibe McDowell, OF</b>	<b>Texas Rangers</b>	<b>1st (12)</b>
#Luis Medina, 1B	Houston Astros	1st (s)
Bob Grandstaff, 3B	San Diego Padres	1st (s)
Dave Graybill, RHP	Montreal Expos	2nd
#Todd Brown, OF	Cleveland Indians	3rd
<b>Chris Beasley, RHP</b>	<b>Cleveland Indians</b>	<b>9th</b>
Steve Murray, 2B	Seattle Mariners	10th
Jose Rodiles, RHP	Kansas City Royals	12th
Kendall Carter, RHP	Texas Rangers	14th
Romy Cucjen, SS	San Francisco Giants	17th
#Mike Devereaux, OF	Cleveland Indians	26th
#Don Wakamatsu, C	New York Yankees	51st

## 1983 (6):

#Oddibe McDowell, OF	Minnesota Twins	1st (s)
Jim Jefferson, RHP	Montreal Expos	2nd
Steve Moses, OF	Philadelphia Phillies	9th
Reggie Mosley, 1B	Texas Rangers	18th
#Kendall Carter, RHP	Milwaukee Brewers	21st
Greg Steen, 2B	California Angels	24th

## 1982 (14):

Don Smith, RHP	Los Angeles Dodgers	1st (s)
<b>Kevin Romine, OF</b>	<b>Boston Red Sox</b>	<b>2nd</b>
Mike Hogan, RHP	Houston Astros	2nd (s)
Buddy Pryor, C	Cincinnati Reds	4th
Gib Seibert, OF	Philadelphia Phillies	4th
Chris Johnston, INF	Toronto Blue Jays	4th
<b>Alvin Davis, 1B</b>	<b>Seattle Mariners</b>	<b>6th</b>
<b>Doug Baker, SS</b>	<b>Detroit Tigers</b>	<b>9th</b>
Ron Salcedo, 3B	Baltimore Orioles	14th
Raney Newman, LHP	Seattle Mariners	16th
Barry Koch, RHP	Milwaukee Brewers	19th
Jim Boudreau, LHP	Chicago Cubs	22nd
Bert Martinez, 2B	Detroit Tigers	23rd
Ed Brennan, OF	Texas Rangers	25th

## 1981 (11):

Mike Sodders, 3B	Minnesota Twins	1st (11)
<b>Ron Romanick, RHP</b>	<b>California Angels</b>	<b>1st (j)</b>
<b>Donnie Hill, SS</b>	<b>Oakland A's</b>	<b>1st (s)</b>
Ric Wilson, C	Seattle Mariners	1st (s)
Kevin Dukes, LHP	Seattle Mariners	2nd
<b>Lemmie Miller, OF</b>	<b>Los Angeles Dodgers</b>	<b>2nd</b>
<b>Ricky Nelson, OF</b>	<b>Seattle Mariners</b>	<b>4th</b>
#Alvin Davis, 1B	Oakland A's	6th
Stan Holmes, OF	Minnesota Twins	8th

# 2020 SUN DEVIL BASEBALL

Allen Black, RHP  
Mike McCain, INF

Chicago Cubs 15th  
Minnesota Twins 16th

## 1980 (8):

Ken Jones, RHP	Cincinnati Reds	2nd
Bob Ferris, C/INF	Kansas City Royals	2nd (s)
Russ Stephens, C	Kansas City Royals	3rd (s)
Tom Hawk, RHP	Houston Astros	5th
#Kevin Dukes, LHP	Seattle Mariners	6th
<b>Ed Vande Berg, LHP</b>	<b>Seattle Mariners</b>	<b>13th</b>
#Stan Holmes, OF	Seattle Mariners	19th
#Ricky Nelson, OF	California Angels	24th

## 1979 (10):

<b>Marty Barrett, INF</b>	<b>Boston Red Sox</b>	<b>1st (s)</b>
<b>Jamie Allen, INF</b>	<b>Seattle Mariners</b>	<b>2nd</b>
Jerry Vasquez, RHP	Texas Rangers	2nd (j)
Ed Irvine, OF	Milwaukee Brewers	7th
Bob Randolph, RHP	Seattle Mariners	9th
#Jeff Ahern, LHP	Philadelphia Phillies	13th
Mike Anicich, 1B	New York Mets	19th
Randy Whistler, C	Atlanta Braves	20th
#Pat Gillie, RHP	Milwaukee Brewers	21st
Dale Eiler, C	Seattle Mariners	27th

## 1978 (8):

<b>Bob Horner, 3B</b>	<b>Atlanta Braves</b>	<b>1st (1)</b>
<b>Hubie Brooks, OF</b>	<b>New York Mets</b>	<b>1st (3)</b>
<b>Chris Bando, C</b>	<b>Cleveland Indians</b>	<b>2nd</b>
Steve Michael, OF	Montreal Expos	3rd
#Casey Lindsey, LHP	Cleveland Indians	12th
#Jerry Vasquez, RHP	Seattle Mariners	18th
#Mitch Dean, RHP	Cincinnati Reds	18th
Tom Van Der Meersche, RHP	Cleveland Indians	28th

## 1977 (9):

#Hubie Brooks, OF	Chicago White Sox	1st (s)
#Jerry Vasquez, RHP	Texas Rangers	3rd
<b>Ricky Peters, OF</b>	<b>Detroit Tigers</b>	<b>7th</b>
Brandt Humphry, 3B	California Angels	9th
<b>Darrell Jackson, LHP</b>	<b>Minnesota Twins</b>	<b>9th</b>
Mike Henderson, SS	Milwaukee Brewers	11th
<b>#Dave Hudgens, 1B</b>	<b>Milwaukee Brewers</b>	<b>18th</b>
#Chris Bando, C	Milwaukee Brewers	22nd
#Larry Filer, RHP	Seattle Mariners	28th

## 1976 (13):

<b>Floyd Bannister, LHP</b>	<b>Houston Astros</b>	<b>1st (1)</b>
<b>Ken Landreaux, OF</b>	<b>California Angels</b>	<b>1st (6)</b>
Don Hanna, RHP	Montreal Expos	1st (s)
<b>Mike Colbern, C</b>	<b>Chicago White Sox</b>	<b>2nd</b>
<b>Bobby Pate, OF</b>	<b>Montreal Expos</b>	<b>4th</b>
<b>Gary Rajsich, 1B/OF</b>	<b>Houston Astros</b>	<b>11th</b>
<b>Gary Allenson, C</b>	<b>Boston Red Sox</b>	<b>9th</b>
#Ricky Peters, INF	Atlanta Braves	12th
Jim Peterson, RHP	Los Angeles Dodgers	13th
Clay Westlake, C/1B	Montreal Expos	15th
<b>Ken Phelps, OF</b>	<b>Kansas City Royals</b>	<b>15th</b>
Frank Lucy, C	Philadelphia Phillies	18th
Terry Jacob, RHP	St. Louis Cardinals	26th

## 1975 (9):

<b>Bump Willis, 2B</b>	<b>Texas Rangers</b>	<b>1st (j)</b>
Greg Cochran, RHP	Oakland A's	2nd
Bernard Plent, LHP	Cincinnati Reds	3rd (j)
Garrett Strong, OF	San Francisco Giants	4th
#Danny White, INF	Cleveland Indians	5th (j)
<b>John Poloni, LHP</b>	<b>Texas Rangers</b>	<b>6th</b>
<b>Jerry Maddox, SS</b>	<b>Atlanta Braves</b>	<b>8th</b>

R.J. Harrison, C  
Bruce Hardy, C/1B

St. Louis Cardinals 23rd  
Baltimore Orioles 24th

## 1974 (9):

#Danny White, INF	Houston Astros	1st (j)
Gary Atwell, OF	San Francisco Giants	3rd (j)
#Danny White, INF	Cleveland Indians	3rd (s)
<b>#Paul Moskau, 3B/RHP</b>	<b>Cleveland Indians</b>	<b>5th (j)</b>
Tony Komadina, LHP	Chicago White Sox	7th
#Bump Willis, 2B	San Diego Padres	12th
<b>Jim Umbarger, LHP</b>	<b>Texas Rangers</b>	<b>16th</b>
Doug Slocum, RHP	Los Angeles Dodgers	22nd
Dale Hrovat, RHP	Kansas City Royals	31st

## 1973 (8):

<b>Eddie Bane, LHP</b>	<b>Minnesota Twins</b>	<b>1st (11)</b>
<b>Alan Bannister, SS</b>	<b>Philadelphia Phillies</b>	<b>1st (j)</b>
<b>Jim Otten, RHP</b>	<b>Chicago White Sox</b>	<b>2nd</b>
Clint Myers, 3B/C	St. Louis Cardinals	4th
#Gary Atwell, OF	Atlanta Braves	12th
Richard Harris, OF	New York Mets	20th
Bill Berger, 2B	California Angels	23rd
#Danny White, INF	Cleveland Indians	39th

## 1972 (8):

Jerry Mantlo, C	Milwaukee Brewers	2nd
<b>Craig Swan, LHP</b>	<b>New York Mets</b>	<b>3rd</b>
Ken Reed, 2B	Houston Astros	5th
Kent Jacobson, OF	Milwaukee Brewers	7th
<b>Jim Crawford, LHP</b>	<b>Houston Astros</b>	<b>14th</b>
Richard Glazebrook, 1B	San Francisco Giants	34th
Greg Brust, 3B	San Francisco Giants	44th
Mike Ruppich, C	San Francisco Giants	45th

## 1971 (3):

Roger Schmuck, OF	Kansas City Royals	1st (s)
Ken Hansen, RHP	Cincinnati Reds	2nd (s)
Mike Hansen, RHP	Boston Red Sox	5th (s)

## 1970 (1):

<b>Lenny Randle, INF</b>	<b>Washington Senators</b>	<b>1st (s)</b>
--------------------------	----------------------------	----------------

## 1969 (10):

<b>Paul Ray Powell, OF</b>	<b>Minnesota Twins</b>	<b>1st (7)</b>
Billy Cotton, C	New York Mets	1st (j)
Ron Davini, C	Chicago White Sox	1st (j)
Ralph Dick, OF	Minnesota Twins	1st (s)
Billy Cotton, C	New York Mets	1st (s)
<b>Larry Gura, LHP</b>	<b>Chicago Cubs</b>	<b>2nd</b>
<b>Larry Fritz, 1B</b>	<b>New York Mets</b>	<b>3rd (s)</b>
<b>Lerrin LaGrow, RHP</b>	<b>Detroit Tigers</b>	<b>6th</b>
John Dolinsek, OF	Houston Astros	8th
Joseph Ruby, LHP	Cleveland Indians	22nd

## 1968 (8):

#Billy Cotton, C	New York Mets	1st (s)
Dave Grangaard, 3B	Houston Astros	2nd (s)
Joe Arnold, RHP	Houston Astros	3rd (s)
Larry Linville, OF	Chicago White Sox	6th (s)
#Dave Grangaard, 3B	Los Angeles Dodgers	6th (j)
#Ron Davini, C	Cleveland Indians	7th (s)
Gordon Crook, OF	Los Angeles Dodgers	8th (j)
Fred Nelson, 2B	Los Angeles Dodgers	18th

## 1967 (9):

<b>Randy Bobb, C</b>	<b>Chicago Cubs</b>	<b>1st (s)</b>
Jay Armstrong, SS	Chicago Cubs	2nd (j)



# 2020 SUN DEVIL BASEBALL

<b>#Scott Reid, OF</b>	<b>Philadelphia Phillies</b>	<b>2nd (s)</b>
<b>#Dave Grangaard, 3B</b>	<b>Minnesota Twins</b>	<b>3rd (s)</b>
<b>Gary Gentry, RHP</b>	<b>New York Mets</b>	<b>3rd (s)</b>
<b>#Ron Davini, C</b>	<b>New York Yankees</b>	<b>3rd (s)</b>
<b>Jack Lind, SS</b>	<b>Houston Astros</b>	<b>7th (s)</b>
<b>#James Brown, LHP</b>	<b>New York Mets</b>	<b>7th (s)</b>
<b>#Larry Linville, OF</b>	<b>Los Angeles Dodgers</b>	<b>12th (s)</b>

## 1966 (6):

<b>Reggie Jackson, OF</b>	<b>Kansas City A's</b>	<b>1st (2)</b>
<b>Duffy Dyer, C</b>	<b>New York Mets</b>	<b>1st (s)</b>
Glen Smith, OF	Minnesota Twins	2nd (j)
#James Armstrong, SS	Chicago White Sox	2nd (s)
Dale Spier, RHP	San Francisco Giants	18th
#Jack Lind, 3B	Cleveland Indians	31st

## 1965 (8):

<b>Rick Monday, OF</b>	<b>Kansas City A's</b>	<b>1st (1)</b>
#Glen Smith, OF	San Francisco Giants	2nd
<b>Sal Bando, 3B</b>	<b>Kansas City A's</b>	<b>5th</b>
Luis Lagunas, 2B	Minnesota Twins	16th
#Jay Armstrong, SS	Houston Astros	17th
James Gretta, 1B/OF	St. Louis Cardinals	21st
Ray Stadler, C	New York Mets	23rd
#Duffy Dyer, C/OF	Milwaukee Braves	38th

### Notations:

The annual draft used to have several phases until moving to a June only draft in 1987. The notations below clarify which phase each ASU player was selected during. First-round draft picks only count as true first-rounders if they were taken during the June Regular Phase prior to 1997.

**Bold** - Indicates player made it to the MLB

**#** - Indicates player was drafted but did not sign that season

(x) - denotes overall selection if first-round pick.

(j) - January Draft (first or second phase)

(s) - June Secondary Phase

## Selections Year-by-Year:

1992	9
1991	10
1990	7
1989	10
1988	8
1987	8
1986	3
1985	11
1984	12
1983	6
1982	14
1981	11
1980	8
1979	10
1978	8
1977	9
1976	13
1975	9
1974	9
1973	8
1972	8
1971	3
1970	1
1969	10
1968	8
1967	9
1966	6
1965	8
1993	10
1994	9
1995	7
1996	11
1997	4
1998	11
1999	9
2000	8
2001	9
2002	3
2003	12
2004	6
2005	7
2006	5
2007	8
2008	15
2009	6
2010	10
2011	11
2012	10
2013	7
2014	3
2015	9
2016	5
2017	1
2018	5
2019	5

**Total: 442 - most among all NCAA schools.**

TWITTER: @ASU\_BASEBALL

INSTAGRAM: @ASU\_BASEBALL

FACEBOOK: SUNDEVILBASEBALL

Five-Time NCAA Champions (1965, 1967, 1969, 1977, 1981) | 22 College World Series Appearances | 21 Conference Championships

127 All-Americans | 14 National Players of the Year | 10 College Baseball Hall of Fame Members

442 Major League Baseball Draft Picks | 111 Major Leaguers | 50 Major League Baseball First-Round Draft Picks

## COLLEGE BASEBALL




In July of 2006, Sun Devil legends Bobby Winkles and Bob Horner were part of the first-ever 10 member induction class in the new College Baseball Hall of Fame in Lubbock, Texas.

The Sun Devils' 11 Hall of Famers are the most in college baseball, ahead of Texas with 10, Wichita State with five, and LSU, Miami, Michigan and Oklahoma State each with four.

Players are eligible for the College Baseball Hall of Fame ballot five years after the student-athlete's final collegiate season, not to include any active player or coach on a professional baseball team roster. Former players must have made an All-American team or an All-League team during at least one year at a four-year institution.

Coaches are eligible after ending their collegiate career, not to include an active coach on a professional team. They must have achieved 300 career wins, or have won at least 65% of their games.



NAME	INDUCTION
Bob Horner	2006
Bobby Winkles	2006
Jim Brock	2007
Eddie Bane	2008
Floyd Bannister	2008
Alan Bannister	2010
Oddibe McDowell	2011
Sal Bando	2013
Joe Arnold	2015
Mike Kelly	2015
Rick Monday	2016






# 2020 SUN DEVIL BASEBALL

## ARIZONA STATE

Established in 1975 to honor the school's most distinguished student-athletes in all sports, the Arizona State University Sports Hall of Fame honors over 200 former Sun Devil student-athletes. The Hall of Distinction, recognizing contributions from coaches and administrators, was inaugurated in 1982 and features over 20 honorees. Plaques describing the athletic achievements of each inductee are displayed on the concourse level of Wells Fargo Arena, while memorabilia and other historical artifacts are on display in the Bill and Judy Schaefer Sports Hall of Fame in the Carson-Student Athlete Center at Sun Devil Stadium.

Fifty-two Sun Devil baseball players, some of whom played multiple sports at ASU, have been inducted into the Arizona State Sports Hall of Fame. Bobby Winkles and Jim Brock are both in the Hall of Distinction.



NAME	YEARS	INDUCTION
Bobby Winkles	1959-1971	1982
Jim Brock	1972-1994	1994
Chris Bando	1975-1978	1984
Sal Bando	1964-1965	1975
Eddie Bane	1971-1973	1978
Alan Bannister	1970-1972	1976
Floyd Bannister	1974-1976	1977
Mike Benjamin	1986-1987	2011
Willie Bloomquist	1997-1999	2013
Barry Bonds	1983-1985	1999
Hubie Brooks	1977-1978	1983
Kendall Carter	1981-1984	2001
Roy Coppinger ^	1951-1952	1993
Ron Davini	1966-1968	2017
Alvin Davis	1979-1982	1987
Duffy Dyer	1965-1966	1986
Andre Ethier	2002-03	2014
Tom Futch *^	1953-1956	1992
Gary Gentry	1967	1976
Dave Graybill *^	1954-1957	1977
Larry Gura	1967-1969	1978
Bob Horner	1976-1978	1979
Reggie Jackson *	1966	1975
John Jacobs	1957-60	2013
Bill Kajikawa *	1935,37,42	1982
Mike Kelly	1989-1991	2002
Lerrin LaGrow	1968-1969	1989
Luis Lagunas	1963-1965	1985
Ken Landreaux	1974-1976	1977
Mike Leake	2007-09	2019
Paul Lo Duca	1993	2006
Jerry Maddox	1974-1975	1977
Oddibe McDowell	1983-1984	1991
Jim Merrick	1963-1965	2005
Rick Monday	1965	1975
Casey Myers	1998-2001	2016
Fred Nelson	1967-1968	1998
Mike Pagel *	1980-1982	1994
John Pavlik	1964-1966	1990
Dustin Pedroia	2002-04	2015
Jeff Pentland	1966-1968	2002
Paul Ray Powell *	1968-1969	1978
Lenny Randle *	1968-1970	1980
Kevin Romine	1981-1982	1996
Roger Schmuck	1970-1971	1980
Sterling Slaughter	1961-1963	1981
Mike Sodders	1980-81	2009
Craig Swan	1969-1972	1981
Fernando Vina	1990	2011
Clay Westlake	1973-1976	2004
Danny White *	1972-1973	1975
Royce Youree ^	1956-1958	1995

\* also member of football team

^ also member of basketball team



## **RETIRED JERSEYS (2):**

Jim Brock	1972-1994	#33	January 21, 1995
Bobby Winkles	1959-1971	#1	February 25, 1972

## **HONORED JERSEYS (17):**

Oddibe McDowell	1983-1984	#0	February 13, 1989
Dustin Pedroia	2002-2004	#2	February 20, 2016
Bob Horner	1976-1978	#5	February 10, 1996
Sal Bando	1964-1965	#6	February 23, 1996
Alan Bannister	1970-1972	#7	January 9, 1999
Hubie Brooks	1977-1978	#7	March 3, 2000
Alvin Davis	1979-1982	#9	May 14, 2006
Kevin Romine	1981-1982	#12	May 14, 2006
Andre Ethier	2003-2004	#14	February 20, 2016
Larry Gura	1967-1969	#14	January 18, 1998
Paul Lo Duca	1993	#16	January 28, 2005
Floyd Bannister	1974-1976	#19	January 18, 1997
Eddie Bane	1971-1973	#21	February 16, 2000
Barry Bonds	1983-1985	#24	March 19, 1993
Rick Monday	1965	#27	January 25, 1997
Reggie Jackson	1966	#44	January 13, 1990
Mike Kelly	1989-91	#24	March 8, 2014

## **REQUIREMENTS**

**Honoree will be determined by a combination of both collegiate and professional accomplishment**

- Player must be at least 10 years removed from his ASU career
- Former coaches, alumni and close supporters should be contacted to provide input as to the player's character and contributions as a teammate

**Notable college achievements to include are some of the following:**

- Arizona State University Sports Hall of Fame
- Golden Spikes Award Winner or Finalist
- National Player of the Year
- Pac-10/Pac-12 Player of the Year
- WAC Player of the Year
- All-American

**Notable professional achievements to include are some of the following:**

- Rookie of the Year
- All-Star selection
- Cy Young Award Winner
- MVP Award Winner
- World Series MVP

# 2020 SUN DEVIL BASEBALL



## 1 / BOBBY WINKLES 1959-1971

Bobby Winkles, the architect of the modern era of the Sun Devil Baseball program, coached ASU for 13 seasons.

Coach Winkles, a three-time The Sporting News National Coach of the Year honoree, quickly turned ASU into a national power as he won three national championships in the latter half of the 1960s. He compiled a .751 winning percentage, the highest in school history, and notched three 50-win seasons, including a 56-11 mark in 1969.

He mentored 16 first-team All-Americans, 20 ASU Hall of Famers and 39 All-WAC honorees. He also coached 45 Major League Baseball draft picks, including 12 first-round selections, and 21 players who made to the Major Leagues.

A charter member of the College Baseball Hall of Fame, he was inducted into the ASU Hall of Fame in 1982 and the ABCA Hall of Fame in 1997. His No. 1 was retired by ASU on February 25, 1972 and the field at Packard Stadium was dedicated in his honor in 2001.

**Overall Record**  
524-173-1

**National Championships**  
1965  
1967  
1969

**Conference Championships**  
5

**World Series Appearances**  
4

**Coach Of The Year**  
1965 (NCAA/The Sporting News)  
1967 (The Sporting News)  
1969 (NCAA/The Sporting News)



## 33 / JIM BROCK 1972-1994

Dr. Jim Brock, the winningest coach in the history of the Sun Devil Baseball program, led ASU for 23 seasons.

Coach Brock, a four-time National Coach of the Year honoree, notched eleven 50-win seasons and four 60-win seasons at ASU, including a school-best 64-6 record in 1972.

He mentored 48 first-team All-Americans, 21 ASU Hall of Famers, and 112 all-conference honorees, including 49 in the WAC and 63 in the Pac-10. He also coached 190 Major League Baseball draft picks, including 15 first-round selections, and 60 players who made the Major Leagues.

A member of the 2007 College Baseball Hall of Fame class, he was inducted into the ASU Hall of Fame in 1994 and the ABCA Hall of Fame in 1998. Coach Brock's No. 33 was retired by ASU on January 21, 1995 and his name was added to baseball facilities at Packard Stadium in 2006.

An Arizona native and holder of three degrees from ASU, Dr. Brock prided himself on the Devils' 93-52 record versus the Arizona Wildcats from '72-'94.


**Overall Record**  
1,100-441

**National Championships**  
1977  
1981

**Conference Championships**  
11

**World Series Appearances**  
13 (four 2nd place, four 3rd place)

**Coach Of The Year**  
1977 (NCAA)  
1981 (NCAA/Pac-10)  
1982 (Pac-10)  
1984 (Pac-10/The Sporting News)  
1988 (Pac-10/Baseball America)  
1993 (Pac-10)



## 0 / ODDIBE MCDOWELL 1983-1984

The first Sun Devil baseball player to have his number honored, McDowell hit a combined .380 with 30 home runs and 31 doubles in his two years in Tempe. His 1984 season, in which he hit .405 with 23 home runs and 117 hits, remains one of the best offensive performances in school history and earned him a spot on the US Olympic team as well as the Golden Spikes Award. Oddibe had his number 0 retired, but legend has it that the digit on his back was actually the letter "O", making him the only player to have a letter retired. McDowell played seven seasons in the Major Leagues after being a First Round pick of the Texas Rangers in 1984.



## 2 / DUSTIN PEDROIA 2002-04

Dustin Pedroia put together three of the best seasons in Sun Devil Baseball history and his #2 was honored in February 2016 at Phoenix Municipal Stadium. A 2004 Golden Spikes Award Finalist, 2003 Pac-10 Co-Player of the Year, and the two-time National Defensive Player of the Year, Pedroia started all 185 games of his Sun Devil career. He finished with a .384 career batting average and added 71 doubles and 298 hits en route to three first-team All-Pac-10 selections. After leaving ASU, Pedroia was drafted by the Boston Red Sox in the second round of the 2004 MLB Draft and went on to become the 2007 American League Rookie of the Year, 2008 American League MVP, a four-time All-Star, four-time Gold Glove winner and a two-time World Series Champion with the Red Sox.




## 5 / BOB HORNER 1976-1978

On February 11, 1996, Bob Horner saw his number honored by Arizona State. The first Golden Spikes Award winner in 1978, Horner hit 56 home runs over his three seasons in Tempe. He was the MOP of the 1977 College World Series and the 1978 National Player of the Year. He hit .412 during his senior season and led the Devils to Omaha all three years he played for ASU. Horner was the first pick of the 1978 MLB Draft, going to the Atlanta Braves. He spent 10 years in the Majors, winning the 1978 National League Rookie of the Year Award and playing in the 1982 All-Star Game. He was inducted into the College Baseball Hall of Fame in 2006. He was named a Rosenblatt Stadium Legend at the 2010 College World Series.




## 6 / SAL BANDO 1964-1965

February 23, 1996 saw Sal Bando's number honored by the Sun Devils. The MOP of the 1965 College World Series, Bando helped lead Arizona State to Omaha in both of his seasons in Tempe. Bando hit .319 over his Sun Devil career, including .364 in 1964. He played 16 seasons in the Majors, appearing in four All Star Games and winning the World Series three times with the Oakland Athletics. Bando spent eight years as the General Manager of the Milwaukee Brewers after retiring as a player. He was named a Rosenblatt Stadium Legend at the 2010 College World Series.




## 7 / ALAN BANNISTER 1970-1972

A two-time First Team All-American, Alan Bannister had his number honored by the Sun Devils on January 9, 1999. A .355 career hitter, Bannister helped lead the Sun Devils to the 1972 College World Series with his .380 average, 13 home runs and 90 RBI. He rapped out 225 hits during his three seasons in Tempe and went on to play 12 seasons in the Major Leagues. He was the #1 overall pick of the 1973 MLB Draft, going to the Philadelphia Phillies.



## 7 / HUBIE BROOKS 1977-1978

One of the greatest hitters in Sun Devil history, Hubie Brooks saw his #7 honored by ASU on March 3, 2000. Brooks hit .396 during his career, the third-highest mark in school history, including .432 in 1978, the fourth-highest single-season mark at ASU. That same season Brooks drove in 126 runs, the second-most of any Devil in a year. A member of the 1977 National Champions, Brooks went to Omaha both seasons he wore the Maroon and Gold. Hubie played 15 seasons in the Majors, twice being named to the All-Star Team. He was the third overall pick of the 1978 draft, selected by the New York Mets.



## 9 / ALVIN DAVIS 1979-1982

Alvin Davis had his Sun Devil #9 honored on May 14, 2006. A four-year player, Davis hit .362 as a Sun Devil, including .395 during the National Championship year of 1981. Davis knocked in 200 runs during his tenure in Tempe and was a sixth round pick of the Seattle Mariners in the 1982 MLB Draft. Davis went on to win the 1984 American League Rookie of the Year Award. He played nine seasons in the Majors and was an All-Star in 1984.



## 12 / KEVIN ROMINE 1981-1982

On May 14, 2006, Kevin Romine had his number honored by Arizona State. One of only two people in school history to ever hit over .400 twice, Romine closed out his ASU career with a .408 average. A National Champion in 1981, Romine totaled 176 in his two seasons in Tempe. He was a second round pick of the Boston Red Sox in the 1982 MLB Draft and went on to play seven big league seasons.



# 2020 SUN DEVIL BASEBALL



## 14 / ANDRE ETHIER 2002-03

A two-time first-team All-Pac-10 performer, Andre Ethier saw his #14 honored in February 2016 at Phoenix Municipal Stadium. He finished his career hitting .371 with 113 runs, 27 doubles, seven triples, 14 home runs, and 118 RBIs. In 2003, Ethier earned All-American honorable mention honors, was named to the Tempe Regional All-Tournament team, and was honored as ASU's Outstanding Defensive Player as he ended his junior season and ASU career with a 23-game hitting streak, the eighth-longest in ASU history. He was selected in the second round of the 2003 MLB Draft by the Oakland A's. In 2005, Ethier was traded to the Los Angeles Dodgers, where he won the Silver Slugger Award in 2009, earned a starting spot on the National League All-Star Team in 2010, and won a Gold Glove Award in 2011.




## 14 / LARRY GURA 1967-1969

January 18, 1998 saw one of the most dominant Sun Devil pitchers ever have his number honored. Larry Gura compiled a 25-6 career record for ASU, including the 1969 season that saw him go 19-2 with a 1.01 ERA. A two-time National Champion, Gura was a First Team All-American in 1969. He was selected by the Chicago Cubs in the second round of the 1969 Draft and went on to play 16 seasons of big league ball, including his All-Star season of 1980.



## 16 / PAUL LO DUCA 1993

On January 28, 2005, Paul Lo Duca's #16 was honored by ASU Baseball. Lo Duca spent only one season in Tempe, but it was a memorable one. His .446 batting average in 1993 set the school's single season mark, helping him be named the National Player of the Year by *The Sporting News*. A hitting-machine, Lo Duca totaled 129 hits, 14 home runs and 88 RBI on his way to earning Co-Pac-10 Player of the Year honors. Lo Duca played 11 Major League seasons and was a four-time All-Star, including a starter in the 2006 game.




## 19 / FLOYD BANNISTER 1974-1976

January 18, 1997 was the day Floyd Bannister, one of the greatest pitchers in Sun Devil history, had his number honored by ASU. Bannister earned 38 wins during his ASU career, including a school record-tying 19 in 1976. He had a career ERA of 1.88 and is second in school history with his 478 career strikeouts. He was a member of two College World Series teams and was a First Team All-American in 1975 and 1976. The first overall pick in the 1976 MLB Draft by the Houston Astros, Bannister played 15 seasons and was named an All-Star in 1982. Floyd was inducted into the College Baseball Hall of Fame in 2008.




## 21 / EDDIE BANE 1971-1973

Eddie Bane had his #21 honored by ASU on February 16, 2000. Bane is ASU's all-time strikeout leader, fanning 535 batters during his career. He is tied for third all-time in school history with 40 wins, and his 11 career shut outs helped him record a career ERA of 1.64. Bane is the only Sun Devil to ever throw a perfect game, turning the trick against Cal State-Northridge on March 2, 1973. A two-time All-American, Bane pitched in two College World Series'. Bane was a first-round pick of the Minnesota Twins in 1973 and played three seasons in the Majors. Eddie was inducted into the College baseball Hall of Fame in 2008 and was named a Rosenblatt Stadium Legend at the 2010 CWS.



## 24 / BARRY BONDS 1983-1985

On March 19, 1993, one of the greatest sluggers of all-time had his number honored by Arizona State. Barry Bonds hit 45 home runs during his Sun Devil career, fourth most in school history. An All-American in 1985, Bonds played in two College World Series, setting a record with hits in seven consecutive CWS at-bats. The seven-time National League MVP is baseball's all-time Home Run King with 762 round-trippers. He was named a Rosenblatt Stadium Legend during the 2010 College World Series.




## 24 / MIKE KELLY 1989-1991

Kelly's number 24 was honored on March 8, 2014, and was the last number to be honored at Packard Stadium. The first three-time All-American in ASU history, Kelly won the prestigious Golden Spikes Award in 1991 and was inducted into the ASU Hall of Fame in 2002. He earned consensus National Player of the Year honors in 1990 after becoming the fifth Sun Devil to join the 80-80 Club with 82 RBI and 83 runs scored. A career .350 hitter, his 46 home runs rank as the second most in ASU history. He was selected second overall in the 1991 MLB Draft by the Atlanta Braves and went on to play parts of six seasons on four different teams in the Major Leagues.



## 27 / RICK MONDAY 1965

Rick Monday's number 27 was honored by ASU on January 25, 1997. Monday made the most of his one varsity season in Tempe, earning National Player of the Year honors from *The Sporting News* for the 1965 National Champions. He hit .359 that year and blasted two home runs during the College World Series. Monday became the first ever player drafted by Major League Baseball, as he went #1 overall to the Kansas City A's in the first MLB Amateur Draft in 1965. He pitched 19 seasons in the Majors, twice earning All-Star Game appearances and winning a World Series in 1981 with the Los Angeles Dodgers.




## 44 / REGGIE JACKSON 1966

Perhaps the most clutch playoff performer in baseball history saw his number honored on January 13, 1990, as Mr. October Reggie Jackson was honored by the Sun Devils. Jackson came to ASU on a football scholarship and decided to walk-on to the 1966 baseball team. Reggie went on to win National Player of the Year honors, thanks to his .327 average and 15 home runs. He led the team in hits, runs and RBI and was drafted #2 overall by the Kansas City A's in the 1966 MLB Draft. He went on become a Hall-of-Fame player, hitting 10 World Series home runs, picking up two World Series MVP trophies and the 1973 AL MVP Award. He was inducted into the baseball Hall of Fame in 1993.

## ASU Baseball 1907-1958



**John Regoli**



**Lattie Coor Sr.**



**1918 baseball team**

Year	Record	Coach
1907	7-2	Fred Ayer
1908	4-8-1	Fred Ayer
1909	10-6	Fred Ayer
1910	12-3	Fred Ayer
1911	4-3	Fred Ayer
1912	13-4	John Spikes
1913	10-1	John Spikes
1914	6-5	Horace Griffen
1915	2-8	George Schaeffer
1916	6-5	George Schaeffer
1917	2-6	George Schaeffer
1918	6-1	George Cooper
1919	1-8	George Cooper
1920	7-3	George Cooper
1921	17-2	George Cooper
1922	10-2	George Cooper
1923	5-5	Ernest Willis
1924	4-5-1	Aaron McCreary
1925	2-8	Aaron McCreary
1926	1-9	Aaron McCreary
1927	8-3	Leslie Fairbanks
1928	6-5	Aaron McCreary
1929	5-6	Leslie Fairbanks
1930	2-9	Aaron McCreary
1931	5-10	Aaron McCreary
1932	5-7	Joe Selleh

1933	4-12	Joe Selleh
1934	7-10	Joe Selleh
1935	5-7	Joe Selleh
1936	8-8	Joe Selleh
1937	4-5	Earl Pomeroy
1938	7-8	Tom Lillico
1939		Did Not Play
1940	5-9	Bill Kajikawa
1941		Did Not Play
1942	4-5-1	Nick Johnson
1943		DNP-WWII
1944		DNP-WWII
1945		DNP-WWII
1946	6-6	Bill Kajikawa
1947	8-8	Bill Kajikawa
1948	13-10	Bill Kajikawa
1949	6-7	Bill Kajikawa
1950	11-10	Bill Kajikawa
1951	7-15	Bud Younger
1952	6-14	Bill Kajikawa
1953	5-18-1	Jack Machtolff
1954	5-6	Bob White
1955	14-9	Melvin Erickson
1956	14-12	Melvin Erickson
1957	15-16-1	Melvin Erickson
1958	19-16	Melvin Erickson



### Head Coaches..... Record (Yrs.)

Fred Ayer	37-22-1 (1907-11)
John Spikes	23-5 (1912-13)
Horace Griffen	6-5 (1914)
George Schaeffer	10-19 (1915-17)
George Cooper	41-16 (1918-22)
Ernest Willis	5-5 (1923)
Aaron McCreary	20-46-1 (1924-26, 28, 30-31)
Leslie Fairbanks	13-9 (1927, 29)
Joe Selleh	29-44 (1932-36)
Earl Pomeroy	4-5 (1937)
Tom Lillico	7-8 (1938)
Nick Johnson	4-5-1 (1942)
Bill Kajikawa	55-64 (1940, 46-50, 52)
Bud Younger	7-15 (1951)
Jack Machtolff	5-18-1 (1953)
Bob White	5-6 (1954)
Melvin Erickson	62-53-1 (1955-58)

**Early Record (1907-1958): 333-345-5 (47)**



# 2020 SUN DEVIL BASEBALL

## All-Time Roster 1907-1958

### A

Adams, Ellis "Peanuts" ..... 1915  
Albrick, Ed ..... 1949  
Alexander, "Schoolboy" ..... 1910  
Alvarez, "Jiggs" ..... 1942, 48  
Ambrose, Stewart ..... 1922-23  
Ames, "Schoolboy" ..... 1911  
Anaya, Joe ..... 1947-49  
Anderson, Bob ..... 1942  
Armenta, Lupe ..... 1915  
Armstrong, Jim "Jupe" ..... 1936  
Arnett, Floyd "Bud" ..... 1938, 40  
Arney, Barry ..... 1947, 49  
Arvizu, Al ..... 1937-38  
Ashcroft, George ..... 1907  
Ashe, Bob ..... 1933-35  
Austin, Cedric "Soapy" ..... 1919-23  
Austin, Harold ..... 1917-18-19  
Austin, Wilfred ..... 1919-22  
Ayer, Fred ..... 1907-11

### B

Baker, Ted ..... 1936  
Baniewicz, Don ..... 1957-58  
Barclay, Don ..... 1947  
Barkley, Hugh ..... 1907  
Barnes, Al ..... 1948  
Barney, James ..... 1926-28  
Barnson, Roger ..... 1958  
Bartholomew, Clare ..... 1956  
Bartlett, George ..... 1936-37  
Bauer, August "Dutch" ..... 1916  
Beauchamp, Ed ..... 1947  
Benham, Lenwood ..... 1946  
Bentley, Howard ..... 1919  
Blake, Jack ..... 1957-58  
Blake, Parley ..... 1909-11  
Blome, Maurice ..... 1907-09  
Boetto, Herb ..... 1947  
Boetto, Tony ..... 1919-22  
Bojorquez, David ..... 1946-47  
Bouldin, Ron ..... 1953, 56  
Bowen, Frank ..... 1922-23  
Bowie, Arthur ..... 1936-37  
Bracamonte, Dick ..... 1953-54  
Bradberry, Jack ..... 1946  
Brady, Forest ..... 1915  
Brady, Hilbert ..... 1937  
Bray, Bill ..... 1940  
Brewster, Rex ..... 1956  
Brogan, William ..... 1921-22  
Brown, George ..... 1910-11  
Brown, Pete ..... 1919-22  
Brown, Tim ..... 1947-48  
Brundage, Joe ..... 1925-26  
Bryant, Curt ..... 1957-58  
Buck, Leo ..... 1916, 20  
Buckles, Ferrell ..... 1920-22  
Buehman, Jim ..... 1930, 32  
Burrell, Joe ..... 1946  
Burrola, Rudy ..... 1951-52, 54-55

### C

Campolo, Dominic ..... 1940  
Cantrell, Don ..... 1942  
Caplinger, Earl "Cappy" .. 1934-35  
Caplinger, Gerald "Cappy" .. 1930-33  
Capps, Brown ..... 1919-21  
Carlson, Bruce ..... 1949  
Carr, Eddie ..... 1926-27  
Casey, Leland ..... 1929-30  
Castillo, Lito ..... 1956  
Castle, Lewis "Lionel" ..... 1912-15  
Caywood, Wallace "Wally" .. 1929  
Celay, Don ..... 1924  
Chase, Carl "Trusty" ..... 1916  
Chatham, Chester ..... 1929  
Chavez, John ..... 1957-58  
Chavez, Rex ..... 1952-55  
Chesley, Horace ..... 1930  
Cheuvront, Ron ..... 1955  
Cislaghi, Guido "Greek" .. 1929-32  
Clark, Iggy "Kentucky" ..... 1940  
Clark, Wade ..... 1934  
Clemence, Harold "Schoolboy" 1936-38  
Clements, Dudley ..... 1919  
Cleve, Don ..... 1949-51  
Clifford, Jesse ..... 1907-08  
Coffin, Edwin ..... 1917  
Cole, Benny ..... 1928-29, 31-32  
Cole, Roy ..... 1921  
Conniff, John ..... 1950  
Cooper, Anson ..... 1932-34  
Coor, Lattie ..... 1928-29  
Cope, Everett ..... 1958  
Coppinger, Roy ..... 1951-52  
Corbell, Louis "Corbie" ..... 1907  
Corbell, Paul "Corbie" ..... 1911-12  
Cosentino, Frank (mgr.) ..... 1940  
Cotter, Sam ..... 1951  
Covarrubias, Fred ..... 1955  
Craig, Sydney ..... 1916  
Crabtree, Glen ..... 1930  
Crichlow, Charles (mgr.) ..... 1935  
Critchley, Dan ..... 1909-10  
Crow, Robert "Lefty" ..... 1925  
Cruz, Albert "Tweet" ..... 1929-32  
Cuber, Leo ..... 1909  
Curry, John ..... 1924  
Cupps, Tommy ..... 1955

### D

Dains, Charles ..... 1915  
Dains, Ray ..... 1914  
Dalmolin, Albert "Thug" .. 1936-37  
Daniels, Virgil ..... 1927-28  
Daves, George Jr. .... 1955  
Davis, Mason ..... 1924  
Dayton, Lester "Truck" .... 1942, 46  
Dean, Bill ..... 1951-52  
Dean, Moffat "Jack" ..... 1912-13  
DeBenon, Charles ..... 1956

DeClercq, Jack ..... 1926-29  
Dick, Wilburn "Skipper" .. 1931-33  
DiSalvo, Fred ..... 1949-52  
Dixon, John ..... 1938  
Don, Cleve ..... 1949  
Dorsey, Eugene ..... 1917  
Dougherty, Clyde ..... 1946, 48  
Downs, Glenn ..... 1914-15  
Duca, Ssam ..... 1952  
Ducote, Layton "Duke" ..... 1955  
Dyer, Kenneth "Red" ..... 1930, 32  
Dykes, John ..... 1907-09  
Dykes, Leonard ..... 1910

### E

Edgar, "Schoolboy" ..... 1935  
Eisenhart, Jack ..... 1916  
Ellsworth, Charles ..... 1951  
Enright, Joe ..... 1921  
Estrada, Raphael "Wetto" .... 1922-23

### F

Fellows, Will ..... 1907-09  
Fernandez, Lloyd ..... 1952-54  
Finch, Bob ..... 1916  
Fisher, Bob ..... 1956  
Flannigan, Tom ..... 1912-14  
Foster, Jack ..... 1914-15  
Fowler, Ted ..... 1954  
Fram, Alfred "Ray" ..... 1917  
Franquero, Emmanuel "Frankie" .... 1935, 40  
Fraser, Kim ..... 1957  
Fraunfelder, Herman ..... 1949  
Freeman, Larry ..... 1952  
Freestone, Dick "Lefty" ..... 1933  
Fulghum, Gene ..... 1938  
Furrey, Meryl ..... 1932-34  
Futch, Tom ..... 1953-56

### G

Gallardo, Eddie ..... 1948-50  
Ganley, Phil ..... 1952, 55  
Gannon, James ..... 1940  
Gehres, Bob ..... 1950  
Gibney, Frank ..... 1948  
Giorsetti, Joe ..... 1942  
Giorsetti, John ..... 1940  
Giorsett, Mike ..... 1936-37  
Glenn, Bill ..... 1918  
Gitsos, Gus ..... 1937-38  
Goddard, Delbert ..... 1924-27  
Goodwin, Garfield ..... 1934  
Goodwin, Gordon ..... 1917-19  
Goodwin, Joe "Slim" ..... 1946  
Goodwin, John "Skinny" .. 1923-24  
Goodwin, Julius ..... 1913  
Goodwin, Woodrow ..... 1935  
Gragg, Bill ..... 1940  
Graybill, Dave ..... 1954-57  
Griffen, Fritz ..... 1912  
Griffen, Horace ..... 1912-14, 17

Griffin, Paul "Tuffy" ..... 1934

### H

Haby, Romeo ..... 1909-11  
Haddock, Bill ..... 1947  
Haddock, Bob ..... 1952  
Haddock, Tom ..... 1947, 49-50  
Halbert, Jackson ..... 1909-10  
Hanson, Charles ..... 1920-21  
Harbison, Doyle ..... 1927, 28  
Hardesty, George ..... 1953, 55  
Hardesty, Landen ..... 1932, 34  
Hargrave, Bob ..... 1951-52  
Harmon, Bill ..... 1936  
Harris, Fenn "Shake" ..... 1916, 18  
Hartranft, Bill ..... 1913-15  
Hastings, Weldon "Wes" 1937-38  
Helsel, Byron ..... 1946  
Herrada, Mike ..... 1955  
Heffelman, Ralph ..... 1919  
Hickman, John ..... 1953-56  
Hicks, Hadley ..... 1957-58  
Hilbers, Leonard ..... 1914-16  
Hileman, William ..... 1914  
Hinshaw, John ..... 1929  
Hinton, John "Bull" ..... 1929-32  
Holdeman, Nelson ..... 1928  
Holt, Jim ..... 1933-35  
Horan, Bill (mgr.) ..... 1932  
Hovelman, Bill ..... 1935-36  
Hudson, Hugh ..... 1928-29  
Hunsaker, Hal ..... 1938  
Hunt, "Schoolboy" ..... 1920

### I

Island, Joe ..... 1936-37

### J

Jackson, Henry ..... 1948  
Jacobs, John ..... 1957-58  
Jacobson, Hank ..... 1952  
Johnson, James ..... 1949  
Johnson, Johnny (mgr.) ..... 1956  
Johnson, Nick ..... 1942, 48  
Jonassen, Gaylord ..... 1955-56, 58  
Jones, Earl ..... 1938  
Jones, Edward ..... 1923-24  
Jones, Hank ..... 1938  
Jones, Virgil ..... 1938

### K

Kajikawa, Bill ..... 1935, 37, 42  
Keith, William "Wild Bill" ..... 1930  
Kelly, Hugh ..... 1954  
Kemp, Phil ..... 1956-58  
Kempton, Glenn ..... 1930  
Kiefer, Karl ..... 1958  
King, Gay ..... 1954-55  
Klein, Melvin ..... 1947  
Kleinman, Heber ..... 1936  
Kostyk, Joe ..... 1956-58



# 2020 SUN DEVIL BASEBALL

## All-Time Roster 1907-1958

Kramer, Paul.....1942  
Kromka, Tom.....1947-49  
Kudron, Rogger.....1957-58  
Kurtz, Harold.....1946  
Kwiatkowski, Ladd.....1951-52

### L

Lauffer, Jake "Mugs".....1924  
Lemons, Pascal.....1910, 1913-14  
Lillico, Tom.....1931-34  
Locking, Bret.....1916-18  
Lorona, Bob.....1948-51  
Lovett, Jerry.....1952  
Lukin, Harold.....1922-23  
Lusher, Lyle.....1933, 35-36  
Lynch, John.....1908-10

### M

Mack, Dudley.....1953  
Maddy, Jack.....1949-50  
Maddy, Rex.....1951  
Madison, Spencer.....1946  
Madrid, Tanis.....1951-53  
Madril, Ruben.....1953  
Mann, Bennie.....1947  
Manning, Ed.....1948-49  
Marcus, Fred.....1946  
Marich, George.....1936-38  
Marion, Ray.....1948-51  
Marquez, Alfred.....1946  
Marquez, Art.....1952  
Marsh, Stan.....1950  
Martin, Ken.....1953  
Martinez, Walter.....1953, 55-56  
Mastaler, Rudy.....1946  
McCaleb, Bill.....1942  
McCallister, Stan.....1953-54  
McCartan, Bob (mgr.).....1951  
McCleve, Dick.....1950  
McClure, "Schoolboy".....1947  
McComb, Jessey.....1911-13  
McComb, Robert.....1913-14  
McCollar, Cecil "Stud".....1929-31  
McCreary, Aaron.....1914-15  
McKellar, Bruce.....1935-37  
McNabb, Chester "Chet".....1940  
McNeil, Henry.....1933-34  
Mead, Bill.....1957-58  
Medina, Cruz.....1953, 55  
Menke, Jack.....1933  
Miller, Floyd.....1922-23  
Miller, Halbert (mgr.).....1907  
Miller, Hamilton "Ham".....1916-18  
Miller, Jay "Lefty".....1947  
Millett, Arthur.....1908-08  
Minter, Howard.....1921  
Moeur, Kelly.....1915-16  
Moeur, William "Buster".....1926  
Mong, Larry.....1954  
Morales, Frank "Paco".....1951  
Morgan, Johnny.....1931

Morris, "Schoolboy".....1909  
Morris, Bob.....1947  
Morrison, Duane.....1952  
Morrow, Gregg.....1924-25  
Moss, Charles.....1933-34  
Moses, Glenn.....1930  
Mullen, John.....1908-11  
Mullen, Kenneth.....1922-23  
Mullen, Robert.....1925, 28  
Muraca, Manny.....1954

### N

Navarrete, Raul.....1947  
Neely, Bob.....1948  
Neilson, Dave.....1946  
Nevitt, Mac.....1918  
Nitafan, Nick.....1952  
Nix, John.....1920-21

### O

O'Brien, Johnny.....1935  
O'Dell, Melvin.....1951  
Oliver, Wade.....1948-51  
Olsen, Bill.....1932-34  
Olson, Edward.....1956  
Ortega, Vic.....1937-38, 40  
Ortega, Ricardo.....1934

### P

Pabst, Bill.....1935-36  
Parry, Bill.....1936  
Parry, Frank.....1907  
Padelford, Bob.....1952  
Palmer, Earl.....1946  
Pate, Thomas.....1917  
Patterson, Dale.....1920-21  
Pavlovich, Louis.....1942  
Peck, Ralph (mgr.).....1912  
Phifer, Ron.....1958  
Pickens, Wendell.....1934  
Pickrell, Charles (mgr.).....1911  
Pina, Frank.....1951-52  
Pigitore, Mike.....1949-51  
Polete, Bill.....1940  
Pomeroy, Theron "Pony".....1924-27  
Popoff, Alex.....1942  
Porter, Bill.....1957-58  
Porter, Harold.....1950-52  
Poulos, Gus.....1953  
Prather, Clifford "Droopy".....1926-28, 31  
Prince, Lou.....1954  
Pugnea, George (mgr.).....1949

### R

Raley, Ted.....1926  
Rawlins, Bill.....1950-51  
Reeves, Roloff.....1916  
Regoli, John.....1958  
Reid, Bob.....1958  
Reiman, Elmer "Cotton".....1931  
Rich, Hank.....1951

Richardson, Glenn.....1955-56  
Ridgeway, Al.....1942  
Rifkin, Art.....1951-52  
Rifkin, Burt.....1952  
Riggs, Eddie.....1924-27  
Riggs, Johnny.....1926, 28  
Riley, Joe.....1952  
Roberts, "Roach".....1914-15  
Robinson, William.....1917-18  
Rogers, "Schoolboy".....1908  
Rogers, Paul.....1958  
Rollins, Charles.....1920-21  
Romo, Robert.....1916  
Ross, William.....1954  
Roth, Bobby.....1955-56  
Ruiz, Benny.....1958  
Ruse, Robert.....1923-24  
Ruth, Walt "Cowboy".....1940  
Rylance, George.....1937

### S

Sabbagh, Tom.....1948  
Saenz, Dick.....1955  
Salsinger, Joe.....1948  
Sanserino, Albert.....1940  
Saunders, Dick.....1957-58  
Sawaia, Wade.....1942, 46  
Scanlon, Walter "Skeets".....1948-51  
Schuler, Ellis.....1932  
Schweikhart, Herman.....1935-37  
Scott, Ted.....1931  
Selchow, Harry.....1948  
Selleh, Joe.....1931  
Sexton, Clarence.....1935  
Shahan, Frank.....1918-19  
Shawn, Edwin.....1933-34, 36  
Shepard, Howard (mgr.).....1946  
Shill, Otto.....1914-15  
Shill, Scott.....1915  
Shrigley, Sam.....1907  
Shuck, Frank.....1917  
Shuey, Ray.....1955  
Simpkins, Ernest "Bally".....1925  
Sims, Jim.....1956-58  
Sine, Melvin.....1927-29  
Sizemore, Melvin.....1934-36  
Slaughter, Bob.....1952  
Slagle, Howard "Lefty".....1948  
Smith, Bill.....1953-56  
Smith, Joe.....1925-28  
Smith, Robert.....1928-31  
Smith, Larry "Turp".....1926  
Sorenson, Joe.....1952  
Soulier, Percy.....1913  
Southern, Reid (bat boy).....1947-48  
Soza, Bob.....1940, 42  
Spikes, "Sam" Albert.....1911-14  
Spikes, John.....1911-13  
Standage, Earl.....1908-09  
Stansbury, Herman.....1918  
Stapley, Norman.....1942

Stowe, Jesse.....1919  
Stewart, Leroy.....1907  
Steverson, Steve.....1930  
Stitt, Jimmy.....1940  
Strong, Kenneth.....1923-24

### T

Tameron, Joe.....1949-51  
Tarbell, Henry.....1947  
Terrell, Lawrence.....1927  
Thomas, Dave.....1935, 38  
Tomes, Jack.....1952-55  
Toney, Ken.....1957-58  
Traversi, James "Jiggs".....1931-32  
Traylor, Manley.....1947  
Trbovich, George "Judo".....1948-51  
Trees, James.....1954  
Trejo, Gilbert.....1949  
Tuckey, Vernon.....1931-34  
Turner, John.....1922-23

### U

Urban, Fran.....1956-59

### V

Vizcaya, Jim.....1946  
Voelckel, Bob.....1920-21

### W

Walker, Dick (mgr.).....1938  
Walker, Larry.....1935-36  
Wallace, Bill.....1925  
Way, Arthur "Bab".....1924-25  
Weaver, Alva.....1922-23  
Weiss, Jim (mgr.).....1930  
Wells, George.....1916-19  
White, Don.....1956-58  
Whitley, Gerald.....1948  
Willis, Blake.....1949-50  
Windes, Eustace.....1911  
Windes, Leldon.....1921  
Winkelman, Elbert.....1918

### Y

Yates, Bruce (bat boy).....1949  
Ybarra, Ray.....1940  
Yelverton, Jack (mgr.).....1948  
Yoder, Stanley.....1946  
Young, Bill.....1950  
Youree, Royce.....1956-58

### Z

Zink, Stuart "Stew".....1955-56

Note: The above names represent a comprehensive list of all players listed in an official game box score. On rare occasion, a player may have recorded an official statistic during a year in which he received a "medical redshirt"





**SUN DEVIL  
BASEBALL**