

21 total points - 11 to win

Updated 4/8/19

				ARIZONA	ASU	Scoring
				8.5	7.5	
Sport	Date	ASU Result	Score			
1 Football	11/24	W	41-40	1		Head-to-head game
2 Men's Cross Country	10/26	L	9th-8th	1		Pac-12 Champion result highest finish (no other postseason competitions will count)
3 Women's Soccer	11/2	L	0-1	1		All head-to-head matches
4 Women's Volleyball						All head-to-head matches
W Volleyball	9/20	L	0-3	0.5		
W Volleyball	11/24	L	0-3	0.5		
5 Women's Cross Country	10/26	W	9th-10th	1		Pac-12 Champion result highest finish (no other postseason competitions will count)
6 Men's Basketball						All head-to-head games
M Basketball	1/31	W	95-88	0.5		
M Basketball	3/9	W	72-64	0.5		
7 Women's Basketball						All head-to-head games
W Basketball	12/30	L	39-51	0.5		
W Basketball	2/1	W	60-47	0.5		
8 Women's Swimming & Diving	2/27-3/2	W	4th-5th	1		Pac-12 Champion result highest finish (no other postseason competitions will count)
9 Men's Swimming & Diving	3/6-3/9	L	4th-3rd	1		Pac-12 Champion result highest finish (no other postseason competitions will count)
10 Gymnastics	3/23	W	5th-8th	1		Pac-12 Champion result highest finish (no other postseason competitions will count)
11 Women's Golf	4/15-4/17					Pac-12 Champion result highest finish (no other postseason competitions will count)
12 Men's Golf	4/22-4/24					Pac-12 Champion result highest finish (no other postseason competitions will count)
13 Baseball				1		All head-to-head games, including non-conference (best of 4)
Baseball	3/29	W	8-2			
Baseball	3/30	W	8-3			
Baseball	3/31	W	17-16			
Baseball	5/7					
14 Softball				1		All head-to-head games, including non-conference (best of 3)
Softball	3/29	L	0-8			
Softball	3/30	L	0-8			
Softball	3/31	L	0-2			
15 Women's Tennis	4/20					All head-to-head matches
20 Men's Tennis	3/30	W	4-2	1		All head-to-head matches
19 Men's Indoor Track & Field	2/22-2/23	L	12th-6th	1		Pac-12 Champion result highest finish (no other postseason competitions will count)
16 Men's Outdoor Track & Field						Pac-12 Champion result highest finish (no other postseason competitions will count)
17 Women's Indoor Track & Field	2/22-2/23	L	7th-5th	1		Pac-12 Champion result highest finish (no other postseason competitions will count)
18 Women's Outdoor Track & Field						Pac-12 Champion result highest finish (no other postseason competitions will count)
19 Beach Volleyball						All head-to-head matches (no point awarded if teams do not play)
Beach Volleyball	3/15	L	2-3	0.5		
Beach Volleyball	4/7	L	1-4	0.5		
SERIES SCORING				8.5	7.5	
TIE-BREAKER						
Higher finish in Director's Cup Standings						
FINAL SCORING				8.5	7.5	

2016 Territorial Cup Scoring

11/28/16

remaining

20 total points >> 10.5 to win

				ARIZONA	ASU	Scoring
				4.5	1	
Sport	Date	UA Result	Score			
1 Football	11/25	L	30-42		1	Head-to-head game
2 Men's Cross Country	10/20	W	8th-9th	1		Pac-12 Champion result highest finish (no other postseason competitions will count)
3 Women's Soccer	11/2	W	2-1	1		All head-to-head matches
4 Women's Volleyball						All head-to-head matches
W Volleyball	9/21	W	3-0	0.5		
W Volleyball	11/26	W	4-1	0.5		
5 Women's Cross Country	10/27	W	7th-9th	1		Pac-12 Champion result highest finish (no other postseason competitions will count)
6 Men's Basketball						All head-to-head games
M Basketball	12/30	W	84-78	0.5		
M Basketball	2/15					
7 Women's Basketball						All head-to-head games
W Basketball	2/16					
W Basketball	2/18					
8 Women's Swimming & Diving	2/21					Pac-12 Champion result highest finish (no other postseason competitions will count)
9 Men's Swimming & Diving	2/21					Pac-12 Champion result highest finish (no other postseason competitions will count)
10 Gymnastics						All head-to-head meets
Gymnastics	2/24					
11 Women's Golf	4/22					Pac-12 Champion result highest finish (no other postseason competitions will count)
12 Men's Golf	4/23					Pac-12 Champion result highest finish (no other postseason competitions will count)
13 Baseball						All head-to-head games, including non-conference
Baseball	5/17					
Baseball	5/18					
Baseball	5/18					
Baseball	5/19					
14 Softball						All head-to-head games, including non-conference
Softball	4/20					
Softball	4/21					
Softball	4/22					
15 Women's Tennis	4/21					All head-to-head matches
20 Men's Tennis	4/21					
19 Men's Indoor Track & Field	2/23					Pac-12 Champion result highest finish (no other postseason competitions will count)
16 Men's Outdoor Track & Field	2/12					Pac-12 Champion result highest finish (no other postseason competitions will count)
17 Women's Indoor Track & Field	2/23					Pac-12 Champion result highest finish (no other postseason competitions will count)
18 Women's Outdoor Track & Field	2/12					Pac-12 Champion result highest finish (no other postseason competitions will count)
19 Sand Volleyball						All head-to-head matches (no point awarded if teams do not play)
Sand Volleyball	4/6					
Sand Volleyball	4/18					

SERIES SCORING 4.5 1

TIE-BREAKER

Higher finish in Director's Cup Standings

FINAL SCORING 4.5 1

2016-17 Territorial Cup Scoring

11/28/16

remaining

20 total points >> 10.5 to win

					ARIZONA	ASU	Scoring
					7.5	7.5	
Sport	Date	UA Result	Score				
1 Football	11/25	W	56-35	1			Head-to-head game
2 Men's Cross Country	10/28	L	9th-8th	1			Pac-12 Champion result highest finish (no other postseason competitions will count)
3 Women's Soccer	11/4	W	1-0	1			All head-to-head matches
4 Women's Volleyball							All head-to-head matches
W Volleyball	10/21	W		0.5			
W Volleyball	11/26	L				0.5	
5 Women's Cross Country	10/28	W	8th-10th	1			Pac-12 Champion result highest finish (no other postseason competitions will count)
6 Men's Basketball							All head-to-head games
M Basketball	1/12	W	91-75	0.5			
M Basketball	3/4	W	73-60	0.5			
7 Women's Basketball							All head-to-head games
W Basketball	2/17	W	62-58	0.5			
W Basketball	2/19	L	54-67			0.5	
8 Women's Swimming & Diving	2/27	W	4th-6th	1			Pac-12 Champion result highest finish (no other postseason competitions will count)
9 Men's Swimming & Diving	3/5	L	5th-4th	1			Pac-12 Champion result highest finish (no other postseason competitions will count)
10 Gymnastics							All head-to-head meets
Gymnastics	3/5	L	195.375-195.700				
11 Women's Golf	4/20	W	4th-6th	1			Pac-12 Champion result highest finish (no other postseason competitions will count)
12 Men's Golf	5/1						Pac-12 Champion result highest finish (no other postseason competitions will count)
13 Baseball							All head-to-head games, including non-conference
Baseball	4/12	W	11-2				
Baseball	5/9						
Baseball	5/13						
Baseball	5/14						
Baseball	5/15						
14 Softball							All head-to-head games, including non-conference
Softball	4/28						
Softball	4/29						
Softball	4/30						
15 Women's Tennis	4/15	L	0-4	1			All head-to-head matches
19 Men's Indoor Track & Field	2/27	L	9th-5th	1			Pac-12 Champion result highest finish (no other postseason competitions will count)
16 Men's Outdoor Track & Field	5/15						Pac-12 Champion result highest finish (no other postseason competitions will count)
17 Women's Indoor Track & Field	2/27	L	9th-6th	1			Pac-12 Champion result highest finish (no other postseason competitions will count)
18 Women's Outdoor Track & Field	5/15						Pac-12 Champion result highest finish (no other postseason competitions will count)
19 Sand Volleyball							All head-to-head matches (no point awarded if teams do not play)
Sand Volleyball	3/4	L	2-3			0.5	
Sand Volleyball	3/11	W	3-2	0.5			

SERIES SCORING

7.5

7.5

TIE-BREAKER

Higher finish in Director's Cup Standings

FINAL SCORING

7.5

7.5

2015-16 Territorial Cup Scoring

4/27/16

remaining

20 total points >> 10.5 to win

				ARIZONA	ASU	Scoring
				7.5	12.5	
Sport	Date	UA Result	Score			
1 Football	11/21	L	37-52	0	1	Head-to-head game
2 Men's Cross Country	10/30	L	9th-8th	0	1	Pac-12 Champion result highest finish (no other postseason competitions will count)
3 Women's Soccer	11/6	L	1-4	0	1	All head-to-head matches
4 Women's Volleyball				0.5	0.5	All head-to-head matches
W Volleyball	10/24	L	1-3		W	
W Volleyball	11/27	W	3-1	W		
5 Women's Cross Country	10/30	L	8th-6th	0	1	Pac-12 Champion result highest finish (no other postseason competitions will count)
6 Men's Basketball				1	0	All head-to-head games
M Basketball	1/3	W	94-82	W		
M Basketball	2/17	W	99-61	W		
7 Women's Basketball				0	1	All head-to-head games
W Basketball	1/22	L	49-61		W	
W Basketball	1/24	L	47-62		W	
8 Women's Swimming & Diving	2/27	W	4th-8th	1	0	Pac-12 Champion result highest finish (no other postseason competitions will count)
9 Men's Swimming & Diving	3/5	W	4th-5th	1	0	Pac-12 Champion result highest finish (no other postseason competitions will count)
10 Gymnastics				1	0	All head-to-head meets
Gymnastics	2/22	W	196.375-193.975	W		
11 Women's Golf	4/20	L	3-4	0	1	Pac-12 Champion result highest finish (no other postseason competitions will count)
12 Men's Golf	5/1			0	1	Pac-12 Champion result highest finish (no other postseason competitions will count)
13 Baseball				0	1	All head-to-head games, including non-conference
Baseball	4/12	L	5-7		W	
Baseball	4/26	W	8-0	W		
Baseball	5/13	L	2-5		W	
Baseball	5/14	W	4-2	W		
Baseball	5/15	L	1-5		W	
14 Softball				1	0	All head-to-head games, including non-conference
Softball	3/18	W	2-0			
Softball	3/19	W	5-4			
Softball	3/20	L	2-3			
15 Women's Tennis	4/15	L	7-0	0	1	All head-to-head matches
19 Men's Indoor Track & Field	2/27	L	9th-5th	0	1	Pac-12 Champion result highest finish (no other postseason competitions will count)
16 Men's Outdoor Track & Field	5/15	L	8th-4th	0	1	Pac-12 Champion result highest finish (no other postseason competitions will count)
17 Women's Indoor Track & Field	2/27	L	9th-8th	0	1	Pac-12 Champion result highest finish (no other postseason competitions will count)
18 Women's Outdoor Track & Field	5/15	W	7th-9th	1	0	Pac-12 Champion result highest finish (no other postseason competitions will count)
20 Sand Volleyball				1	0	All head-to-head matches (no point awarded if teams do not play)
Sand Volleyball	4/14			W		
Sand Volleyball	4/20			W		
SERIES SCORING				7.5	12.5	
TIE-BREAKER						
Higher finish in Director's Cup Standings						
FINAL SCORING				7.5	12.5	

2014-15 Territorial Cup Scoring

4/15/15

20 total points >> 10.5 to win

				ARIZONA	ASU	Scoring
				7.5	12.5	
Sport	Date	UA Result	Score			
1 Football	11/28	W	42-35	1		Head-to-head game
2 Men's Cross Country	10/31	L	8th-6th		1	Pac-12 Champion result highest finish (no other postseason competitions will count)
3 Women's Soccer	11/7	L	0-1		1	All head-to-head matches
4 Women's Volleyball				1		All head-to-head matches
W Volleyball	9/24	W	3-2	W		
W Volleyball	11/28	W	3-0	W		
5 Women's Cross Country	10/31	L	8th-6th		1	Pac-12 Champion result highest finish (no other postseason competitions will count)
6 Men's Basketball				0.5	0.5	All head-to-head games
M Basketball	1/4	W	73-49	W		
M Basketball	2/7	L	78-81		W	
7 Women's Basketball					1	All head-to-head games
W Basketball	1/8	L	41-88		W	
W Basketball	1/10	L	54-71		W	
8 Women's Swimming & Diving	2/28	W	4th-7th	1		Pac-12 Champion result highest finish (no other postseason competitions will count)
9 Men's Swimming & Diving	3/7	W	4th-5th	1		Pac-12 Champion result highest finish (no other postseason competitions will count)
10 Gymnastics						All head-to-head meets
Gymnastics	2/16	W	196.625-195.375	1		
11 Women's Golf	4/22	W	1st-9th	1		Pac-12 Champion result highest finish (no other postseason competitions will count)
12 Men's Golf	4/29	L	9th-3rd		1	Pac-12 Champion result highest finish (no other postseason competitions will count)
13 Baseball					1	All head-to-head games, including non-conference
Baseball	4/10	L	4-5		W	
Baseball	4/11	L	7-13		W	
Baseball	4/12	W	7-2	W		
Baseball	4/22	L	5-6		W	
Baseball	4/28	W	17-6	W		
14 Softball					1	All head-to-head games, including non-conference
Softball	3/27	L	5-8		W	
Softball	3/28	L	4-9		W	
Softball	3/29	W	11-1	W		
15 Women's Tennis	4/18	L	0-7		1	All head-to-head matches
19 Men's Indoor Track & Field	2/28	L	9th-3rd		1	Pac-12 Champion result highest finish (no other postseason competitions will count)
16 Men's Outdoor Track & Field	5/10	L	6th-5th		1	Pac-12 Champion result highest finish (no other postseason competitions will count)
17 Women's Indoor Track & Field	2/28	L	7th-3rd		1	Pac-12 Champion result highest finish (no other postseason competitions will count)
18 Women's Outdoor Track & Field	5/10	L	9th-4th		1	Pac-12 Champion result highest finish (no other postseason competitions will count)
20 Sand Volleyball				1		All head-to-head matches (no point awarded if teams do not play)
Sand Volleyball	4/10	W	4-1	W		
Sand Volleyball	4/18	W	4-3	W		
Sand Volleyball	4/22	W	4-1	W		

SERIES SCORING

7.5

12.5

TIE-BREAKER

Higher finish in Director's Cup Standings

FINAL SCORING

7.5

12.5

2013-14 Territorial Cup Scoring

20 total points >> 10.5 to win

				ARIZONA	ASU	Scoring
				8.5	11.5	
Sport	Date	UA Result	Score			
1 Football	11/30	L	21-58	1		Head-to-head game
2 Men's Cross Country	11/2	L	7th-4th	1		Pac-12 Champion result highest finish (no other postseason competitions will count)
3 Women's Soccer	11/7	W	2-0	1		All head-to-head matches
4 Women's Volleyball				0.5		All head-to-head matches
W Volleyball	9/24	L	3-0	W		
W Volleyball	11/29	W	3-1	W		
5 Women's Cross Country	11/2	W	1st-6th	1		Pac-12 Champion result highest finish (no other postseason competitions will count)
6 Men's Basketball				0.5		All head-to-head games
M Basketball	1/16	W	91-68	W		
M Basketball	2/14	L	66-69	W		
7 Women's Basketball				0.5		All head-to-head games
W Basketball	2/4	L	36-60	W		
W Basketball	2/9	W	68-49	W		
8 Women's Swimming & Diving	3/1	W	933.5-461.5	1		Pac-12 Champion result highest finish (no other postseason competitions will count)
9 Men's Swimming & Diving	3/8	W	596.5-287	1		Pac-12 Champion result highest finish (no other postseason competitions will count)
10 Gymnastics				1		All head-to-head meets
Gymnastics	2/22	L	195.350-196.125	W		
11 Women's Golf	4/27	W	870-883	1		Pac-12 Champion result highest finish (no other postseason competitions will count)
12 Men's Golf	4/27	L	1503-1487	1		Pac-12 Champion result highest finish (no other postseason competitions will count)
13 Baseball				1		All head-to-head games, including non-conference
Baseball	3/26	L	6-14	W		
Baseball	4/9	W	10-9	W		
Baseball	4/25	L	1-2	W		
Baseball	4/26	L	0-7	W		
Baseball	4/27	W	6-1	W		
14 Softball				1		All head-to-head games, including non-conference
Softball	3/28	L	1-2	W		
Softball	3/29	L	1-4	W		
Softball	3/30	W	6-5	W		
15 Women's Tennis	4/19	W		1		All head-to-head matches
19 Men's Indoor Track & Field	3/1	L	5th-2nd	1		Pac-12 Champion result highest finish (no other postseason competitions will count)
16 Men's Outdoor Track & Field	5/18	W	3rd-4th	1		Pac-12 Champion result highest finish (no other postseason competitions will count)
17 Women's Indoor Track & Field	3/1	L	3rd-2nd	1		Pac-12 Champion result highest finish (no other postseason competitions will count)
18 Women's Outdoor Track & Field	5/18	L	5th-3rd	1		Pac-12 Champion result highest finish (no other postseason competitions will count)
20 Sand Volleyball				1		All head-to-head matches (no point awarded if teams do not play)
Sand Volleyball	3/8	W	4-1	W		
Sand Volleyball	3/19	L	2-3	W		
Sand Volleyball	4/24	L	2-3	W		

SERIES SCORING 8.5 11.5

TIE-BREAKER

Higher finish in Director's Cup Standings

FINAL SCORING 8.5 11.5

2012-13 Territorial Cup Scoring

as of May 19, 2013

18 points >> 9.5 are needed to clinch the trophy

				ARIZONA	ASU	Scoring
				9.5	8.5	
Sport	Date	UA Result	Score			
1 Football	11/23	L	34-41	0	1	Head-to-head game
2 Men's Cross Country	10/27	L	-	0	1	Pac-12 Champion result highest finish (no other postseason competitions will count)
3 Women's Soccer	11/2	L	1-2	0	1	All head-to-head matches
4 Women's Volleyball				0.5	0.5	All head-to-head matches
W Volleyball	9/18	W	3-1	w	0	
W Volleyball	11/23	L	1-3	0	w	
5 Women's Cross Country	10/27	W	-	1	0	Pac-12 Champion result highest finish (no other postseason competitions will count)
6 Men's Basketball				1	0	All head-to-head games
M Basketball	1/19	W	71-54	w	0	
M Basketball	3/9	W	73-58	w	0	
7 Women's Basketball				0	1	All head-to-head games
W Basketball	2/19	L	77-81	0	w	
W Basketball	2/24	L	58-59	0	w	
8 Women's Swimming & Diving	3/2	W	1128.5 - 786.5	1	0	Pac-12 Champion result highest finish (no other postseason competitions will count)
9 Men's Swimming & Diving	3/6	W	483 - 257	1	0	Pac-12 Champion result highest finish (no other postseason competitions will count)
10 Gymnastics				1	0	All head-to-head meets
Gymnastics	3/2	W	196.5 - 193.85	w	0	
11 Women's Golf	4/24	W	4th - 6th	1	0	Pac-12 Champion result highest finish (no other postseason competitions will count)
12 Men's Golf	5/1	L	1486-1456	0	1	Pac-12 Champion result highest finish (no other postseason competitions will count)
13 Baseball (best of 5)				1	0	All head-to-head games, including non-conference
Baseball	4/16	W	10-9 (1-0)	w	0	
Baseball	4/30	L	7-5 (1-1)	0	w	
Baseball	5/17	W	10-7 (2-1)	w	0	
Baseball	5/18	L	3-6 (2-2)	0	w	
Baseball	5/19	W	7-6 (3-2)	w	0	
14 Softball (best of 3)				1	0	All head-to-head games, including non-conference
Softball	5/3	W	10-9 (1-0)	w	0	
Softball	5/4	W	6-4 (2-0)	w	0	
Softball	5/5	L	6-7 (2-1)	0	0	
15 Women's Tennis	4/20	L	3-4	0	1	All head-to-head matches
16 Men's Outdoor Track & Field	5/12			0	1	Pac-12 Champion result highest finish (no other postseason competitions will count)
17 Women's Indoor Track & Field	2/23	L	3rd-2nd	0	1	Pac-12 Champion result highest finish (no other postseason competitions will count)
18 Women's Outdoor Track & Field	5/12			1	0	Pac-12 Champion result highest finish (no other postseason competitions will count)

9.5

8.5

18 points >> 9.5 are needed to clinch the trophy



CURRENT SCORE

5.5

Results



.5



VOLLEYBALL

1



W SOCCER



W CROSS COUNTRY



M CROSS COUNTRY



FOOTBALL

.5



M BASKETBALL

.5



GYMNASTICS

1



W BASKETBALL



W SWIMMING & DIVING



W INDOOR TRACK & FIELD



M SWIMMING & DIVING

1



SOFTBALL



W TENNIS






W GOLF



BASEBALL



	BASEBALL	
		
	M GOLF	
1		
	M TRACK & FIELD	
		
	W TRACK & FIELD	
5.5	SUB TOTALS	1

CURRENT SCORE

12.5



.5

1

1

1

.5

.5

1

1

1

1

1

1



1

1

12.5


















CURRENT SCORE

6.5

Results



	 VOLLEYBALL
1	 W SOCCER
	 W CROSS COUNTRY
1	 M CROSS COUNTRY
1	 FOOTBALL
	 M BASKETBALL
	 GYMNASTICS
.5	 W BASKETBALL
	 W SWIMMING & DIVING
	 W INDOOR TRACK & FIELD
	 M SWIMMING & DIVING
1	 SOFTBALL
1	 W TENNIS
	 W GOLF
1	 BASEBALL




BASEBALL



M GOLF



M TRACK & FIELD



W TRACK & FIELD

6.5

SUB TOTALS

1

CURRENT SCORE

11.5



1

1

1

1

.5

1

1

1

1



1

1

1

11.5



Sport	Date	Location
Volleyball	10/16/09	Tempe, Ariz.
Women's Soccer	10/23/09	Tucson, Ariz.
Women's Cross Country (Pac-10 Championship)	10/30/09	Long Beach, Calif.
Men's Cross Country (Pac-10 Championship)	10/30/09	Long Beach, Calif.
Volleyball	11/13/09	Tucson, Ariz.
Football	11/28/09	Tempe, Ariz.
Men's Basketball	1/23/10	Tempe, Ariz.
Gymnastics	1/24/10	Tempe, Ariz.
Women's Basketball	1/24/10	Tucson, Ariz.
Women's Basketball	2/20/10	Tempe, Ariz.
Men's Basketball	2/21/10	Tucson, Ariz.
Women's Swimming & Diving (Pac-10 Championship)	2/24/10	Long Beach, Calif.
Women's Indoor Track & Field (MPSF Championships)	2/26/10	Seattle, Wash.
Men's Swimming & Diving (Pac-10 Championship)	3/3/10	Long Beach, Calif.
Softball	4/1/10	Tempe, Ariz.
Softball	4/2/10	Tempe, Ariz.
Softball	4/3/10	Tempe, Ariz.
Women's Tennis	4/17/10	Tucson, Ariz.
Women's Golf (Pac-10 Championship) (3 Days)	4/19/10	Eugene, Ore.
Baseball	4/20/10	Tempe, Ariz.
Men's Golf (Pac-10 Championship) (3 Days)	4/26/10	Tempe, Ariz.
Baseball	5/4/10	Tempe, Ariz.
Baseball	5/15/10	Tucson, Ariz.
Baseball	5/16/10	Tucson, Ariz.
Men's Track & Field (Pac-10 Championship)	5/16/10	Tucson, Ariz.
Women's Track & Field (Pac-10 Championship)	5/16/10	Eugene, Ore.
Baseball	5/17/10	Tucson, Ariz.

Results	UofA	ASU
Arizona, 3-1	0.5	
Arizona, 2-1 (2OT)	1	
ASU, 3rd		1
Arizona, 6th		
ASU, 3rd		1
Arizona, 8th		
Arizona, 3-0	0.5	
Arizona, 20-17	1	
Arizona, 77-58	0.5	
Arizona, 195.675-194.900	1	
ASU, 73-67		0.5
ASU, 57-49		0.5
ASU, 73-69		0.5
Arizona, 4th	1	
ASU, 6th		
Arizona, 3rd	1	
ASU, 4th		
Arizona, 3rd	1	
ASU, 5th		
Arizona, 12-6	1	
ASU, 11-1 (5)		
Arizona, 14-2 (5)		
ASU, 5-2		1
Arizona, 1st	1	
ASU, DNF		
Arizona, 4-2		
ASU, 4th		1
Arizona, 9th		
ASU, 13-1		
ASU, 12-4		
Arizona, 12-4		
ASU, 4th		1
Arizona, 9th		
Arizona, 2nd	1	
ASU, 3rd		
ASU, 4-2		1
	10.5	7.5

Historical Scoring

	Arizona	Arizona State
16-17		
15-16	7.5	12.5
14-15	7.5	12.5
13-14	8.5	11.5
12-13	9.5	8.5
11-12	12.5	5.5
10-11	11.5	6.5
09-10	10.5	7.5