

# 2024 Sun Devil Baseball

## GAME NOTES - UTA

### ARIZONA STATE

5-6 (0-0 Pac-12)

@ASU\_Baseball

@TheSunDevils

#### WEEK FOUR

March 5

12:00 p.m. AZT

Clay Gould Ball Park

Arlington, Texas

WATCH: UTA Live Stream

LISTEN: Blaze Student Radio

### UT Arlington

4-8 (0-0 WAC)

@UTAMavsBSB

@UTAMavs



ASU\_BASEBALL



SUN DEVIL BASEBALL



ASU\_BASEBALL

MEDIA RELATIONS CONTACT

Jeremy Hawkes

jrhawkes@asu.edu | C: 520-403-0121 | O: 480-965-9544

#### #10THINGS (Twitter-Friendly Notes)

1. Attacking the strike zone hasn't been an issue for Sun Devil pitchers, who are 32nd nationally with 11.0 strikeouts per nine innings.

2. ASU gave up 12 total hits in two games against a #7 Texas A&M team that entered the weekend averaging over 12 hits a game.

3. Texas A&M scored in just five of 17 innings against ASU (29.4 percent). It had scored in 40 of 68 innings in its nine out games this season (58.8 percent).

4. The Aggies did not post a single run beyond the third inning in either game against the Sun Devils, going scoreless in 11 frames.

5. Jacob Tobias is the only Sun Devil with a hit in each of ASU's first eight games this season and has a 10-game hitting streak dating back to last year.

6. 10 different Sun Devils have multiple doubles this season. No other team in the Pac-12 has more than 8. ASU is 31st in the country with 28 doubles.

7. The Sun Devils trailed at some point in 21 of the team's last 26 victories dating back to the 2023 campaign.

8. Ryan Campos has reached base safely in 91-of-100 (91.0%) of games with the Sun Devils and has a 21-game reached base streak dating back to '23.

9. The Sun Devils have struck out double digit batters in eight of 11 games. ASU didn't reach 8 such games until the 26th game of the year last season

10. The Sun Devils already have five players with double-digit RBIs this season, tied with Oregon State for tops in the Pac-12.

#### #BYTHENUMBERS

**Ryan Campos has reached base in a ridiculous 91-of-100 (91.0%) career games with the Sun Devils overall, and 11 games this season.** Campos is on a 21-game active reached base streak dating back to last season. Campos holds the 31st-highest active career batting average at .358, a tally that is fourth among all FBS catchers and 21st among players in at least their third season. Despite an uncharacteristic .256 average early this season, he has still reached base at a .407 clip thanks to a his team-leading 10 walks. He also leads the squad with 16 RBIs.

**The Sun Devils are 31st in the country and second in the Pac-12 with 28 doubles this season.** 10 different Sun Devils have already recorded multiple doubles through three weeks this season. No other team in the Pac-12 has more than eight such players. Brandon Compton paces the group with five doubles on his 15 hits this season, a large reason for his .788 slugging percentage that currently sits second in the Pac-12. Ryan Campos is on his heels with four this season, while Harris Williams, Jacob Tobias, and Nu'u Contreras all check in with three.

**The 2024 Sun Devils had excelled in three categories this season - scoring double digit runs, recording double digit hits and striking out double digit batters.** The team has recorded 10 or more hits in nine of 11 games this season while scoring 10 or more runs in five games. ASU is 62nd in scoring in the country this year (8.5) and 24th in total hits (128). The pitching staff has struck out double-digit batters in eight of 11 games, posting 11.0 strikeouts per nine innings this season - a total good for 32nd in the country. ASU and Oregon State are the only Pac-12 teams with five players with double-digit RBIs this season.

The Sun Devil bullpen has made a habit of escaping jams under pitching coach Sam Peraza, stranding 1,023 baserunners over 124 games, **an average of 8.3 stranded opponent runners per game.** ASU has stranded 87 in 11 games this season. ASU relief pitchers have inherited 42 baserunners this season, of which only 18 have scored (42.8). Ryan Schiefer, Matt Cornelius and Matt Tieding all inherited the bases loaded against #24 Kansas State when they entered the game and all got inning-inning strikeouts in the victory.

#### 2024 SUN DEVIL BASEBALL SCHEDULE

Date	Opponent	Time/Score
Feb 16 (Fri)	Santa Clara^	W, 11-6
Feb 17 (Sat)	Santa Clara^	W, 14-13
Feb 18 (Sun)	Santa Clara^	L, 13-14
Feb 20 (Tue)	#24 Kansas State#	W, 9-6
Feb 22 (Thu)	Ohio State#	L, 4-11
Feb 23 (Fri)	Ohio State^	W, 14-4
Feb 24 (Sat)	Ohio State^	L, 4-13
Feb 25 (Sun)	Ohio State^	W, 10-8 (8)
Mar 1 (Fri)	#7 Texas A&M (Globe Life Tourney)	L, 0-4
Mar 2 (Sat)	#5 TCU (Globe Life Tourney)	L, 9-11
Mar 3 (Sun)	#7 Texas A&M (Globe Life Tourney)	L, 5-10
Mar 5 (Tue)	@ Texas-Arlington	12:00 PM
Mar 8 (Fri)	Oregon*	6:30 PM
Mar 9 (Sat)	Oregon*	6:30 PM
Mar 10 (Sun)	Oregon*	12:00 PM
Mar 12 (Tue)	New Mexico	6:30 PM
Mar 15 (Fri)	Arizona	7:00 PM
Mar 16 (Sat)	Arizona	6:00 PM
Mar 17 (Sun)	Arizona	4:00 PM
Mar 19 (Tue)	Utah Valley	6:30 PM
Mar 20 (Wed)	Utah Valley	1:00 PM
Mar 22 (Fri)	Washington State	4:05 PM
Mar 23 (Sat)	Washington State	2:05 PM
Mar 24 (Sun)	Washington State	11:05 AM
Mar 25 (Mon)	UNLV	6:05 PM
Mar 28 (Thu)	California	6:30 PM
Mar 29 (Fri)	California	6:30 PM
Mar 30 (Sat)	California	1:00 PM
Apr 2 (Tue)	Grand Canyon	6:30 PM
Apr 5 (Fri)	Oregon State	5:35 PM
Apr 6 (Sat)	Oregon State	1:35 PM
Apr 7 (Sun)	Oregon State	12:05 PM
Apr 9 (Tue)	Grand Canyon	6:00 PM
Apr 12 (Fri)	Utah	6:30 PM
Apr 13 (Sat)	Utah	6:30 PM
Apr 14 (Sun)	Utah	1:00 PM
Apr 16 (Tue)	Cal State Fullerton	TBD
Apr 17 (Wed)	Cal State Fullerton	TBD
Apr 19 (Fri)	UCLA	6:00 PM
Apr 20 (Sat)	UCLA	2:00 PM
Apr 21 (Sun)	UCLA	1:00 PM
Apr 26 (Fri)	USC	6:30 PM
Apr 27 (Sat)	USC	6:30 PM
Apr 28 (Sun)	USC	1:00 PM
Apr 30 (Tue)	UC San Diego	6:30 PM
May 1 (Wed)	UC San Diego	6:30 PM
May 3 (Fri)	Washington	6:30 PM
May 4 (Sat)	Washington	6:30 PM
May 5 (Sun)	Washington	1:00 PM
May 7 (Tue)	Arizona	TBD
May 10 (Fri)	Stanford	6:05 PM
May 11 (Sat)	Stanford	2:05 PM
May 12 (Sun)	Stanford	1:05 PM
May 16 (Thu)	Texas Tech	6:30 PM
May 17 (Fri)	Texas Tech	6:30 PM
May 18 (Sat)	UNLV	6:30 PM
May 21 (Tue)	Pac-12 Tournament	All Day
May 22 (Wed)	Pac-12 Tournament	All Day
May 23 (Thu)	Pac-12 Tournament	All Day
May 24 (Fri)	Pac-12 Tournament	All Day
May 25 (Sat)	Pac-12 Tournament	7:00 PM

All times Arizona time

\* - Indicates a Pac-12 Conference game

# - Indicates a Pac-12 Network Game

^ - Indicates a Pac-12 Live Stream Game

#### PROJECTED STARTERS

ASU	ERA	W-L	IP	SO	BB	Opp. Avg
RHP Jonah Gibling	24.00	0-0	3.0	3	2	.500

UTA	ERA	W-L	IP	SO	BB	Opp. Avg
TBD						

Team	Pac-12				Overall				Last 10	Streak	Home	Away	Neutral
	W	L	T	Pct	W	L	T	Pct					
Oregon State	0	0	0	.000	11	1	0	.917	9-1	W 6	4-0	0-0	7-1
UTAH	0	0	0	.000	9	2	0	.818	9-1	L 1	0-0	5-2	4-0
Oregon	0	0	0	.000	7	3	0	.700	7-3	W 1	5-2	0-0	2-1
California	0	0	0	.000	7	3	0	.700	7-3	L 2	5-1	0-0	2-2
Washington State	0	0	0	.000	7	4	0	.636	6-4	L 1	2-1	3-2	2-1
Stanford	0	0	0	.000	6	5	0	.545	6-4	W 5	3-5	3-0	0-0
UCLA	0	0	0	.000	5	5	0	.500	5-5	L 2	5-1	0-3	0-1
Arizona	0	0	0	.000	5	6	0	.455	4-6	W 1	3-1	1-3	1-2
Arizona State	0	0	0	.000	5	6	0	.455	4-6	L 3	5-3	0-0	0-3
Washington	0	0	0	.000	3	5	1	.389	3-5	W 1	1-2	1-2-1	1-1
USC	0	0	0	.000	2	9	0	.182	2-8	L 4	2-2	0-1	0-6

Five-Time NCAA Champions (1965, 1967, 1969, 1977, 1981) | 22 College World Series Appearances | 21 Conference Championships

132 All-Americans | 14 National Players of the Year | 13 College Baseball Hall of Fame Members | 941 Letterwinners

473 Major League Baseball Draft Picks | 117 Major Leaguers | 52 Major League Baseball First-Round Draft Picks

# 2024 Sun Devil Baseball

## QUICK FACTS/MEDIA INFORMATION

### GENERAL INFORMATION

Location.....	Tempe, Ariz.
Founded.....	1885
Enrollment.....	145,000
Nickname.....	Sun Devils
School Colors.....	Maroon and Gold
Home Field.....	Phoenix Municipal Stadium
Capacity.....	5,300
Muni Dimensions.....	Lines: 333 (LF) 334 (RF) Alleys: 385 CF: 395
Surface.....	Grass
Affiliation.....	NCAA Div. I
Conference.....	Pac-12
President.....	Dr. Michael Crow
Interim Director of Athletics.....	James Rund
Athletic Dept. Phone.....	(480) 965-3482
Ticket Office Phone.....	(480) 727-0000
Athletics Department Address.....	Carson Student-Athlete Center
	500 East Veteran's Way
	P.O. Box 872505
	Tempe, AZ 85287-2505

### PROGRAM HISTORY

First Year of Baseball.....	1907 (7-2)
Start of NCAA Baseball.....	1959 (28-18-1)
All-Time Record.....	3006-1551-8 (.660)*
Modern Era Record (Since Joining NCAA).....	2673-1207-4*
National Championships.....	5 (65, '67, '69, '77, '81)
Years in CWS/Last.....	22 (2010)*
All-Time CWS Record.....	61-38 (.616)*
NCAA Appearances/Last.....	41 (2021)*
NCAA Tournament Record.....	171-82 (.676)*
Best Record All-time.....	64-6 (.914) - 1972
Last All-Americans.....	2023 (1)
	Luke Keaschall (Collegiate Baseball, 2nd Team/Perfect Game, 3rd Team)

\*- ASU vacated 44 wins, the Pac-10 title and the College World Series appearance from 2007. Records do not reflect the vacations.

### COACHING STAFF

Head Coach.....	Willie Bloomquist (3rd Season)
Alma Mater.....	Arizona State (1999)
Career Record/Record at ASU (Years).....	63-61 (3rd Season)
Assistant Coach.....	Mike Goff (2nd Season)
Assistant Coach/Pitching/Recruiting.....	Sam Peraza (2nd Season)
Assistant Coach.....	Anthony Gilich (1st Season)
Director of Baseball Operations & Analytics.....	Dan Jaffe (2nd Season)
Director of Quality Control & Offensive Strategy.....	Brett Wallace (1st Season)
Director of Player Development.....	Sean McSheffery (1st Season)
Student Assistant Coach.....	Nolan Lebamoff (1st Season)
Strength & Conditioning.....	Ted Henson (2nd Season)
Athletic Trainer.....	Jesse Lowman (10th Season)
Dir. of Community Relations.....	Armando Flores (17th Season)

### SPORTS INFORMATION

Baseball Contact.....	Jeremy Hawkes (8th Season) (BSB)/13th Season)
Office.....	480-965-9544
Cell.....	520-403-0121
E-Mail.....	jdhawkes@asu.edu
Director of Sports Information.....	Doug Tammaro
Email.....	tammaro@asu.edu

### 2023 RECAP

Overall Record.....	32-23
Conference record.....	16-13
Home record.....	22-9
Away record.....	9-13
Neutral site record.....	1-1
Postseason.....	Pac-12 Tournament (T-5th)
Final national finish.....	--
Conference finish.....	5th
Players Drafted.....	8

## MEDIA INFORMATION

### Credentials

All credential requests should be sent via email to Jeremy Hawkes (jdhawkes@asu.edu).

### Interview Policy

Sun Devil Baseball's weekly media availability will vary week-to-week based on the season's schedule but primarily be based around the 30+ home games. Media Relations Director Jeremy Hawkes will reach out each week to confirm availability dates. Media planning to attend must contact Jeremy Hawkes (520-403-0121/jdhawkes@asu.edu) ahead of time and inform him of their plans or to be added to the distribution list.

Throughout the season's schedule, ASU will host postgame interviews in the Omaha Room after each game. Media members should request players at the beginning of the ninth inning. Please contact Jeremy Hawkes or a member of the media relations staff in the press box to coordinate those interviews. Media members who wish to schedule an interview outside of practice must contact Jeremy Hawkes.

Media members may request one-on-ones for feature/human interest stories postgame after any game.

### Photography/Videography

Accommodations for B-Roll purposes at practice can be made through Jeremy Hawkes (jdhawkes@asu.edu). During games, credentials must be worn in plain view throughout the game and all photographers must adhere to painted lines and instructions given by security personnel and/or Arizona State staff members at all times. At no point during game action should a member of the media be on the field of play. Contact Jeremy Hawkes for any details regarding shooting game action.

### Media Highlights Policy

Highlights: Includes Pac-12 Networks/ESPN/FOX network broadcasts (including affiliates such as ABC, ESPN, ESPN+, ESPN2, ESPNU, FOX, FS1 and CBS sublicensed telecasts), all home-hosted, non-televised competitions (including those that are live streamed) and any other sport events in which the Pac-12 controls the exhibition rights. Note: In all scenarios, the same highlight posted on multiple platforms counts once toward the per-event limit. Also, "ESPN" & "FOX" does not include conference networks (i.e., ACC Network, Big Ten Network, SEC Network or any conference "+")

No third-party organization may post competition footage of any Pac-12 game, non-conference home game or other contest for which the Pac-12 controls the media rights on its website without a license to the content from the Pac-12 Networks or its licensing partner (Veritone Licensing), with the exception of news window privileges described below. Alternatively, third parties are permitted to post video on their websites through the use of the Pac-12 Digital embeddable video player (embed code available at pac-12.com/videos), or @Pac12 or @Pac12Network Twitter, Pac-12 Facebook channel, Pac-12 Instagram (@Pac12Conference), Pac-12 TikTok or Pac-12 YouTube.

Please direct all licensing inquiries to licensing@pac-12.org for additional information.

### 2024 Media Coverage

The vast majority the Sun Devils games this season will be available to fans via the Pac-12 Network or the Pac-12 Live Stream online.

The Sun Devil Sports Radio Network is scheduled to broadcast over 40 Sun Devil Baseball games this season between KDUS AM 1060 and other affiliated radio stations. Fans can listen to the broadcasts on the radio or via the TuneIn app on thesundevils.com. Links to the streaming audio can be found on the online baseball schedule.

Tim Healey is set to serve his 27th season as the "Voice of the Sun Devils" on baseball broadcasts and will be joined for the seventh-straight season by color analyst Max Rossiter, who was an all-conference catcher for the Devils from 2012-13.

# 2024 Sun Devil Baseball

## HOME RUNS/DOUBLE PLAYS/PITCHING/TROPHY CASE

HOME RUN TRACKER									
Player (Season, No.)	Gm #	Date	Opponent	On Base	Inning	Outs	Count	Score	Final
Jacob Tobias (1)	1	Feb. 16	Santa Clara	0	2	0	2-2	0-0	11-6
Isaiah Jackson (1)	1	Feb. 16	Santa Clara	1	2	0	2-0	0-0	11-6
Brandon Compton (1)	1	Feb. 16	Santa Clara	1	3	1	3-2	6-4	14-13
Nu'u Contrades (1)	2	Feb. 17	Santa Clara	0	5	1	2-0	10-8	14-13
Harris Williams	2	Feb. 17	Santa Clara	0	5	1	2-0	10-8	14-13
Jacob Tobias (2)	2	Feb. 17	Santa Clara	0	6	0	2-0	11-12	14-13
Isaiah Jackson (2)	2	Feb. 17	Santa Clara	1	6	0	2-0	11-12	14-13
Ryan Campos (1)	3	Feb. 18	Santa Clara	1	7	2	0-2	9-11	14-13
Ryan Campos (2)	3	Feb. 18	Santa Clara	2	7	2	0-2	9-11	14-13
Harris Williams (2)	4	Feb. 18	Santa Clara	0	4	0	3-3	4	9-6
Isaiah Jackson (3)	4	Feb. 20	#24 Kansas State	0	4	0	3-2	3	4-1
Ryan Campos (3)	5	Feb. 22	Ohio State	2	6	2	0-0	1-8	14-4
Isaiah Jackson (4)	5	Feb. 23	Ohio State	0	6	1	0-1	0-1	14-4
Jacob Tobias (3)	6	Feb. 23	Ohio State	1	6	2	3-2	2-2	10-8
Steven Ondina (1)	7	Feb. 24	Ohio State	0	6	1	1-1	6-8	10-8
Brandon Compton (2)	8	Feb. 25	Ohio State	3	6	1	1-1	6-8	10-8
Leadoff Home Run									

GAME-WINNING RBI/Run (RBI/Run [When not an RBI] Responsible for the Go-Ahead Run and a Lead Not Relinquished)									
Player	Gm #	Date	Opponent	Season #	Inning	Outs	Count	Result	Final
Jacob Tobias	1	Feb. 16	Santa Clara	1	2	0	2-2	HR 1 RBI	11-6
Isaiah Jackson	2	Feb. 17	Santa Clara	1	6	0	2-0	HR 2 RBI	14-13
Isaiah Jackson	4	Feb. 20	#24 Kansas State	2	7	1	2-2	1B 12 RBI	9-6
Klen V	6	Feb. 23	Ohio State	1	6	1	0-2	FB 4 RBI	14-4
Brandon Compton	8	Feb. 25	Ohio State	1	6	1	1-1	HR 4 RBI	10-8

### 2024 TROPHY CASE

#### Ryan Campos

Preseason All-Pac-12

#### Nu'u Contrades

Preseason All-Pac-12

#### Nick McLain

Preseason All-Pac-12

#### Jacon Tobias

Preseason All-Pac-12

#### Harris Williams

Preseason All-Pac-12

### 2023 TROPHY CASE

#### Ryan Campos

Golden Spikes Award - Midseason Watch List

Pac-12 Player of the Week - April 10

Pac-12 All-Conference - First Team

Buster Posey Award - Semifinalist

#### Luke Keaschall

Pac-12 Player of the Week - March 20

Collegiate Baseball News National Players of the Week - March 20

Pac-12 All-Conference - First Team

Collegiate Baseball News All-American - Second Team

#### Jacob Tobias

Pac-12 All-Conference - Honorable Mention

#### Nu'u Contrades

Pac-12 Player of the Week - March 27

Pac-12 All-Conference - Honorable Mention

#### Isaiah Jackson

Pac-12 All-Defensive Team

#### Wyatt Crenshaw

Pac-12 All-Conference - Honorable Mention

#### Ross Dunn

Pac-12 All-Conference - Honorable Mention

#### Nick McLain

Pac-12 All-Conference - Honorable Mention

#### MLB Draft

Luke Keaschall, 2B, Twins, 2nd Round, 90th Overall

Ross Dunn, LHP, Twins, 10th Round, 297th Overall

Khrstian Curtis, RHP, Pirates, 12th Round, 347th Overall

Timmy Manning, LHP, Giants, 12th Round, 360th Overall

Josh Hansell, RHP, Royals, 16th Round, 469th Overall

Blake Pivaroff, RHP, 19th Round, 560th Overall

Wyatt Crenshaw, 2B, Diamondbacks, 19th Round, 565th Overall

Owen Stevenson, RHP, Rays, 19th Round, 573rd Overall

### SAVES

No.	Date	Opponent	Pitcher (Save #)	IP (H, R-ER, BB, K)
1	2/17	Santa Clara	Cole Carlon (1)	1.0 (0, 0-0, 0, 1)
2	2/20	#24 Kansas State	Matt Tieding (1)	0.1 (0, 0-0, 0, 1)

### QUALITY STARTS

No.	Date	Opponent	Pitcher (QS #)	IP (H, R-ER, BB, K)
-----	------	----------	----------------	---------------------



# 2024 Sun Devil Baseball

## SERIES STATS AND INDIVIDUAL STREAKS

### SERIES STATS

HITTING	W-L	AVG	R	H	2B	3B	HR	RBI	BB	SO
SANTA CLARA	2-1	.390	38	46	12	0	10	38	15	23
OHIO STATE	2-2	.338	32	48	8	3	5	31	18	33
GLOBE LIFE (#7 TAMUx2/#5 TCU)	0-3	.233	14	24	7	0	0	11	8	32
SINGLE GAME MIDWEEKS	1-0	.294	9	10	1	0	1	9	6	14
PITCHING	W-L	ERA	H	R	ER	BB	SO	SV	SCORE	
SANTA CLARA	2-1	10.0	37	33	30	9	35	1	38-33	
OHIO STATE	2-2	7.1	46	36	30	20	46	1	32-36	
GLOBE LIFE (#7 TAMUx2/#5 TCU)	0-3	7.27	25	25	21	23	27	0	14-25	
SINGLE GAME MIDWEEKS	1-0	6.00	7	6	6	12	11	1	9-6	

### STREAKS AND SUPERLATIVES

Multiple Hit Games	2	3	4	5+	Total	Multiple RBI Games	2	3	4	5+	Total
18 Tobias, Jacob	3	2	-	-	5	27 Compton, Brandon	1	2	1	-	4
12 Williams, Harris	2	2	1	-	5	17 Campos, Ryan	2	-	1	1	4
24 Jackson, Isaiah	3	2	-	-	5	24 Jackson, Isaiah	-	2	-	1	3
9 Karstetter, Kevin	4	1	-	-	5	12 Williams, Harris	1	-	1	-	2
27 Compton, Brandon	3	2	-	-	5	18 Tobias, Jacob	-	1	1	-	2
8 Ondina, Steven	3	2	-	-	5	2 Mendoza, Ethan	-	1	-	-	1
17 Campos, Ryan	3	-	-	-	3	9 Karstetter, Kevin	1	-	-	-	1
2 Mendoza, Ethan	2	-	-	1	3	8 Ondina, Steven	1	-	-	-	1
11 Vu, Kien	2	-	-	-	2	6 Contrades, Nu'u	-	-	1	-	1
3 McLain, Nick	-	1	-	-	1	TEAM	6	6	5	2	19
6 Contrades, Nu'u	1	-	-	-	1						
TEAM	26	12	1	1	40						

Hitting Streaks	Longest	Current	Reached Base Streaks	Longest	Current
18 Tobias, Jacob	8	-	17 Campos, Ryan	11	11
8 Ondina, Steven	6	1	9 Karstetter, Kevin	8	1
9 Karstetter, Kevin	4	1	18 Tobias, Jacob	8	-
27 Compton, Brandon	4	2	12 Williams, Harris	8	2
12 Williams, Harris	4	2	27 Compton, Brandon	7	2
17 Campos, Ryan	4	2	8 Ondina, Steven	6	1
11 Vu, Kien	3	3	6 Contrades, Nu'u	5	5
2 Mendoza, Ethan	3	3	24 Jackson, Isaiah	4	2
24 Jackson, Isaiah	2	1	2 Mendoza, Ethan	3	3
6 Contrades, Nu'u	2	2	11 Vu, Kien	3	3
4 Ryan, Jax	1	-	3 McLain, Nick	2	-
21 Cromwick, Josiah	1	-	5 Newman, Trey	1	-
3 McLain, Nick	1	-	4 Ryan, Jax	1	-
			21 Cromwick, Josiah	1	-

# 2024 Sun Devil Baseball

## ROSTER

### PITCHERS (20)

No.	Name	Yr	B/T	HT	WT	Hometown (High School/Previous School)
49	Jaden Alba	FR	R/R	6'3	210	Long Beach, CA (Gahr)
25	Bradyn Barnes	FR	L/L	6'1	200	Chandler, AZ (Basha)
51	Adam Behrens	FR	L/R	6'3	200	Gurnee, IL (Warren Township)
29	Alec Belardes	FR	R/R	6'2	205	San Jose, CA (Valley Christian)
15	Thomas Burns	FR	R/R	6'3	210	Hortonville, WI (Hortonville)
35	Josh Butler	FR	R/R	6'6	210	Phoenix, AZ (Sandra Day O'Connor)
14	Cole Carlon	FR	L/L	6'5	220	Tempe, AZ (Corona Del Sol)
41	Matt Cornelius	JR	R/L	6'0	185	Zuni, NM (St. Pius/Pima College)
45	Brok Eddy	FR	R/R	6'3	185	Brighton, CO (Brighton)
38	Sean Fitzpatrick	SO	L/L	6'0	165	Spring, TX (Concordia Lutheran/Arkansas)
10	Bennett Fryman	FR	L/L	5'11	195	Frisco, TX (Lone Star)
40	Jonah Giblin	R-JR	R/R	6'4	235	Seattle, WA (Bainbridge/Phoenix College)
36	Wyatt Halvorson	FR	R/R	6'3	215	Scottsdale, AZ (Chaparral)
22	Ben Jacobs	SO	L/L	6'1	190	Huntington Beach, CA (Huntington Beach/UCLA)
47	Rohan Lettow	FR	R/R	6'2	180	Chandler, AZ (Hamilton)
52	Connor Markl	SR	L/L	6'1	200	Scottsdale, AZ (Notre Dame Prep/Grand Canyon)
13	Tyler Meyer	R-SO	R/R	6'4	210	Riverbank, CA (Big Valley Christian/Stanislaus State)
31	Hunter Omlid	GR	R/R	6'2	200	Hamilton, MT (Hamilton/Grand Canyon)
54	Ryan Schiefer	JR	R/R	6'3	175	Gilbert, AZ (Campo Verde/Central Arizona College)
44	Matthew Tieding	SR	R/R	6'4	225	Fort Worth, TX (All-Saints Episcopal/San Jacinto)

### CATCHERS (4)

50	Brody Briggs	FR	L/R	6'1	195	Tulsa, OK (Union)
17	Ryan Campos	JR	L/R	5'8	190	Mesa, AZ (Red Mountain)
21	Josiah Cromwick	SR	R/R	6'2	200	Las Vegas, NV (Palo Verde/Oregon)
5	Trey Newman	SR	R/R	5'9	180	Scottsdale, AZ (Pinnacle/Central Arizona College)

### INFIELDBERS (9)

6	Nu'u Contrades	SO	R/R	6'0	195	Ewa Beach, HI (St. Louis)
32	Mario Demera	SR	R/R	6'1	195	Burlingame, CA (St. Ignatius/San Francisco)
9	Kevin Karstetter	SR	R/R	6'3	220	State College, PA (IMG Academy/State College of Florida)
43	Ryan Kroepel	FR	L/R	6'0	180	Poway, CA (Poway)
7	Eamonn Lance	GR	R/R	6'1	195	Fairfax, CA (Sir Francis Drake/Santa Clara)
2	Ethan Mendoza	FR	R/R	5'10	175	Bedford, TX (Southlake Carroll)
8	Steven Ondina	SR	R/R	5'8	160	Gurabo, Puerto Rico (IBA/FIU)
4	Jax Ryan	FR	R/R	6'1	190	Verdigris, OK (Verdigris)
18	Jacob Tobias	JR	L/R	6'1	220	Bakersfield, CA (Liberty)

### OUTFIELDERS (5)

27	Brandon Compton	R-FR	L/L	6'1	225	Buckeye, AZ (Buckeye Union)
24	Isaiah Jackson	SO	L/R	6'4	215	Vail, AZ (Cienega)
3	Nick McLain	R-SO	S/L	5'10	190	Tustin, CA (Beckman/UCLA)
11	Kien Vu	SO	L/L	6'0	185	San Diego, CA (Point Loma)
12	Harris Williams	GR	L/R	5'10	190	Denver, CO (Denver North/San Francisco)

### COACHING STAFF

Willie Bloomquist	Head Coach
Mike Goff	Assistant Coach
Sam Peraza	Assistant Coach
Anthony Gilich	Assistant Coach

# 2024 Sun Devil Baseball

## ROSTERS

### NUMERICAL

No.	Name	Yr	Pos.	B/T	HT	WT	Hometown (High School)
2	Mendoza, Ethan	INF	FR	R/R	5'10	175	Bedford, TX (Southlake Carroll HS)
3	McLain, Nick	OF	R-SO	S/L	5'10	190	Tustin, CA (Beckman HS/UCLA)
4	Ryan, Jax	INF	FR	R/R	6'1	190	Verdigris, OK (Verdigris HS)
5	Newman, Trey	C	SR	R/R	5'9	180	Scottsdale, AZ (Pinnacle HS/Central Arizona College)
6	Contrades, Nu'u	INF	SO	R/R	6'0	195	Ewa Beach, HI (St. Louis HS)
7	Lance, Eamonn	INF	GR	R/R	6'1	195	Fairfax, CA (Sir Francis Drake HS/Santa Clara)
8	Ondina, Steven	INF	SR	R/R	5'8	160	Gurabo, Puerto Rico (IBA HS/Florida International)
9	Karstetter, Kevin	INF	SR	R/R	6'3	220	State College, PA (IMG Academy/State College of Florida)
10	Fryman, Bennett	LHP	FR	L/L	5'11	195	Frisco, TX (Lone Star HS)
11	Vu, Kien	OF	SO	L/L	6'0	185	San Diego, CA (Point Loma HS)
12	Williams, Harris	OF	GR	L/R	5'10	190	Denver, CO (Denver North HS/University of San Francisco)
13	Meyer, Tyler	RHP	R-SO	R/R	6'4	210	Riverbank, CA (Big Valley Christian HS/Cal State Stanislaus)
14	Carlton, Cole	LHP	FR	L/L	6'5	220	Tempe, AZ (Corona Del Sol HS)
15	Burns, Thomas	RHP	FR	R/R	6'3	210	Hortonville, WI (Hortonville HS)
17	Campos, Ryan	C	JR	L/R	5'8	190	Mesa, AZ (Red Mountain HS)
18	Tobias, Jacob	INF	JR	L/R	6'1	220	Bakersfield, CA (Liberty HS)
21	Cromwick, Josiah	C	SR	R/R	6'2	200	Las Vegas, NV (Palo Verde HS/University of Oregon)
22	Jacobs, Ben	LHP	SO	L/L	6'1	190	Huntington Beach, CA (Huntington Beach HS/UCLA)
24	Jackson, Isaiah	OF	SO	L/R	6'4	215	Vail, AZ (Cienega HS)
25	Barnes, Bradyn	LHP	FR	L/L	6'1	200	Chandler, AZ (Basha HS)
27	Compton, Brandon	OF	R-FR	L/L	6'1	225	Buckeye, AZ (Buckeye Union HS)
29	Belardes, Alec	RHP	FR	R/R	6'2	205	San Jose, CA (Valley Christian HS)
31	Omlid, Hunter	RHP	GR	R/R	6'2	200	Hamilton, MT (Hamilton HS/Grand Canyon)
32	Demera, Mario	INF	SR	R/R	6'1	195	Burlingame, CA (St. Ignatius HS/University of San Francisco)
35	Butler, Josh	RHP	FR	R/R	6'6	210	Phoenix, AZ (Sandra Day O'Connor HS)
36	Halvorson, Wyatt	RHP	FR	R/R	6'3	215	Scottsdale, AZ (Chaparral HS)
38	Fitzpatrick, Sean	LHP	SO	L/L	6'0	165	Spring, TX (Concordia Lutheran HS/University of Arkansas)
40	Giblin, Jonah	RHP	R-JR	R/R	6'4	235	Seattle, WA (Bainbridge HS/Phoenix College)
41	Cornelius, Matt	LHP	JR	R/L	6'0	185	Zuni, NM (St. Pius HS/Pima CC)
43	Kroepel, Ryan	INF	FR	L/R	6'0	180	Poway, CA (Poway HS)
44	Tieding, Matthew	RHP	SR	R/R	6'4	225	Fort Worth, TX (All-Saints Episcopal HS/San Jacinto College)
45	Eddy, Brok	RHP	FR	R/R	6'3	185	Brighton, CO (Brighton HS)
47	Lettow, Rohan	RHP	FR	R/R	6'2	180	Chandler, AZ (Hamilton HS)
49	Alba, Jaden	RHP	FR	R/R	6'3	210	Long Beach, CA (Gahr HS)
50	Briggs, Brody	C	FR	L/R	6'1	195	Tulsa, OK (Union HS)
51	Behrens, Adam	RHP	FR	L/R	6'3	200	Gurnee, IL (Warren Township HS)
52	Markl, Connor	LHP	SR	L/L	6'1	200	Scottsdale, AZ (Notre Dame Prep HS/Grand Canyon)
54	Schiefer, Ryan	RHP	JR	R/R	6'3	175	Gilbert, AZ (Campo Verde HS/Central Arizona College)

Eamonn Lance - AY-min  
Steven Ondina - ON-dee-nuh  
Cole Carlton - car-LONE  
Ryan Campos - CAMP-ose  
Josiah Cromwick - JOE-ZY-uh  
Nu'u Contrades - New con-TRAW-dez  
Alec Belardes - beh-LAR-dez  
Hunter Omlid - OMM-lid  
Isaiah Jackson - eye-ZAY-uh  
Mario Demera - deh-MARE-uh

Wyatt Halvorson - HAL-vore-sun  
Tyler Meyer - MY-er  
Ryan Kroepel - CRAY-pull  
Brok Eddy - ED-dee  
Matt Tieding - tee-DING  
Jacob Tobias - toe-BYE-us  
Rohan Lettow - ROW-en LETT-owe  
Kien Vu - KEY-en VOO  
Jaden Alba - JAY-den AL-buh  
Adam Behrens - BARE-ens

Connor Markl - MARK-ull  
Ryan Schiefer - SHEEF-er  
Anthony Gilich - GILL-ich

### PRO-NUN-SEE-AY-SHUNS

### ALPHABETICAL

No.	Name	Pos.
49	Alba, Jaden	RHP
25	Barnes, Bradyn	LHP
51	Behrens, Adam	RHP
29	Belardes, Alec	RHP
50	Briggs, Brody	C
15	Burns, Thomas	RHP
35	Butler, Josh	RHP
17	Campos, Ryan	C
14	Carlton, Cole	LHP
27	Compton, Brandon	OF
6	Contrades, Nu'u	INF
41	Cornelius, Matt	LHP
21	Cromwick, Josiah	C
32	Demera, Mario	INF
45	Eddy, Brok	RHP
38	Fitzpatrick, Sean	LHP
10	Fryman, Bennett	LHP
40	Giblin, Jonah	RHP
36	Halvorson, Wyatt	RHP
24	Jackson, Isaiah	OF
22	Jacobs, Ben	LHP
9	Karstetter, Kevin	INF
43	Kroepel, Ryan	INF
7	Lance, Eamonn	INF
47	Lettow, Rohan	RHP
52	Markl, Connor	LHP
3	McLain, Nick	OF
2	Mendoza, Ethan	INF
13	Meyer, Tyler	RHP
5	Newman, Trey	C
31	Omlid, Hunter	RHP
8	Ondina, Steven	INF
4	Ryan, Jax	INF
54	Schiefer, Ryan	RHP
44	Tieding, Matthew	RHP
18	Tobias, Jacob	INF
11	Vu, Kien	OF
12	Williams, Harris	OF

### BY POSITION

Catchers	4
Pitchers	20
Infielders	9
Outfielders	5

### BY CLASS

Graduates	3
Seniors	7
Juniors	5
Sophomores	7
Freshmen	16

### BATTING

Lefties	8
Righties	9
Switch	1

### PITCHING

Righties	13
Lefties	7



# 2024 Sun Devil Baseball

## LAST TIME

### Hitting Categories

<b>Hit a grand slam</b> .....	<b>Brandon Compton, Feb. 25, 2024 vs. Ohio State (W, 10-8)</b>
Team hit two grand slams.....	Will Rogers and Nate Baez, Feb. 20, 2022 vs. Dixie State (W, 17-8)
Team hit five or more home runs.....	6, April 29, 2023 at #23 Oregon (L, 10-16)
Hit a walkoff HR.....	Isaiah Jackson (grand slam), April 22, 2023, vs. #21 Oregon State (W, 11-7)
Led off the game with a HR.....	Wyatt Crenshaw, April 29, 2023 at #23 Oregon (L, 10-16)
Hit for the cycle.....	Travis Buck, March 7, 2003 vs. Southern Utah (W, 19-0)
Team hit for the cycle to open the game.....	April 27, 2003 vs. Washington State (HR/2B/1B/3B)
Team hit for the cycle on four consecutive batters.....	April 18, 2019 at Utah (2B, 3B, 1B, HR in 12th inning)
Hit back-to-back HRs.....	Ryan Campos and Ethan Long, Feb. 21, 2023 vs. UNLV (W, 6-3)
Hit back-to-back-to-back HRs.....	Trevor Hauver, Spencer Torkelson, Hunter Bishop, April 12, 2019 vs. #3 Oregon State (L, 4-6)
<b>Hit two HRs in one game</b> .....	<b>Ryan Campos (2), Feb. 18, 2024 vs. Santa Clara (L, 13-14)</b>
Multiple Players had multiple home runs in one game.....	2, Wyatt Crenshaw (2) and Luke Keaschall (2), April 29, 2023 at #23 Oregon (L, 10-16)
Switch hitter homered from both sides in one game.....	Nick McLain, April 28, 2023, at #23 Oregon
A freshman hit two HR in one game.....	Nick McLain, April 28, 2023 at #23 Oregon (L, 5-11)
Hit three HRs in one game.....	Joey DeMichele, May 1, 2011 vs Stanford (TIES ASU RECORD)
Reached base 6+ times in one game.....	6, Joe Lampe, March 13, 2022, vs. San Francisco
A player hit two grand slams in one season.....	2, Nate Baez, 2022
<b>Had five hits in one game</b> .....	<b>Ethan Mendoza, Feb. 18, 2024, vs. Santa Clara (5-for-5)</b>
Had six hits in one game.....	Travis Buck, March 13, 2005 vs Western Illinois (went 6-for-8, 3 RBI)
Had seven hits in one game.....	Jerry Mantlo, February 6, 1972 vs. Michigan
Had three doubles in one game.....	Luke Hill, March 12, 2023 vs. UC Davis (W, 17-4)
Had four doubles in one game.....	Travis Buck, February 28, 2004 vs. Connecticut (W, 16-5)
Hit two triples in one game.....	Gage Canning, March 3, 2018 vs. Oklahoma State
Had seven RBI in one game.....	Trevor Hauver, Feb. 24, 2019 vs. UC Davis (W, 17-2)
Had eight RBI in one game.....	Kiel Roling, March 17, 2007 vs. Maine
Had nine RBI in one game.....	Jeremy West, April 27, 2003 vs. Washington State
Stole four bases in one game.....	Drew Maggi, April 10, 2010 at Washington St. (TIES ASU RECORD)
Struck out five or more times in one game.....	5, Isaiah Jackson, at Mississippi State, Feb. 24, 2023
Hitter stranded seven runners on base.....	Joe Lampe (7), May 22, 2021 at USC (L, 1-6)
Recorded 13 total bases.....	Gage Canning (13), April 27 vs. Oregon (2 HR, 1 3B, 2 1B)
Had an inside-the-park home run.....	Isaiah Jackson, April 15, 2023 at Washington (W, 8-6)
Had an inside-the-park home run AND a traditional home run in one game.....	Gage Canning, March 18, 2018 vs. Oregon (W, 18-4)
Scored five runs in one game.....	5, Joe Lampe, vs. San Francisco, March 13, 2022 (W, 17-10)
Was hit by a pitch two or more times.....	2, Sean McLain, at #13 UCLA, April 29, 2022
Team was hit by 5+ pitches.....	5, May 11, 2021 at Nevada
Walked 4+ times.....	4, Conor Davis, Feb. 25, 2022 vs. BYU (L, 5-6)
<b>Opponent hit two HRs in one game</b> .....	<b>2, JonJon Berring, Feb. 18, 2024, vs. Santa Clara (L, 13-14)</b>
Opponent hit a walkoff HR.....	Kyle Kretschmar, Cal, April 1, 2023
<b>Opponent hit a leadoff HR</b> .....	<b>Trey Lipsey, Feb. 23, 2024, vs. Ohio State (W, 14-4)</b>

### Pitching Categories

Threw a no-hitter.....	Ryan Hingst, March 25, 2016 vs. Utah (W, 5-0)
Threw a perfect game.....	Eddie Bane, March 2, 1973, vs. Cal State Northridge (W, 9-0)
Threw a one-hitter.....	Individual - Brian Flores, May 20, 2007 at Oregon State (W, 8-1)
Threw a two-hitter.....	Team - Feb. 21, 2021 vs. Sacramento State (W, 3-1)
Were no-hit.....	Will Waldrip, Jan. 23, 1999 vs. Hawaii-Hilo (W, 3-0)
Were one-hit.....	Phil Keller, March 23, 1970 vs. Stanford (L, 1-0)
<b>Were two-hit</b> .....	Noah Bremer, at Washington, May 12, 2017 (L, 0-4)
Threw a complete game.....	<b>#7 Texas A&amp;M (2 pitchers), March 1, 2024 (L, 0-4)</b>
Threw a complete game shutout.....	Justin Fall, May 8, 2021 at Cal (W, 6-3)
Threw back-to-back complete games.....	Eli Lingos, March 30, 2018 at Washington St. (W, 7-0)
Threw back-to-back complete game shutouts.....	Trevor Williams, 3/1/13 vs. Pacific (W, 8-1) and 3/9 vs. Long Beach State (W, 4-0)
Had an opposing pitcher throw a complete game.....	Brady Rodgers/Kramer Champlin, May 20 and 21, 2011 at Washington
Shut out an opponent (five or more pitchers).....	Alex Williams, at #14 Stanford, April 8, 2022 (L, 0-8)
Shut out an opponent in back to back games (one or more pitchers).....	March 7, 2021 vs. Utah (5-0, 8 pitchers - school record)
<b>ASU was shutout</b> .....	March 7 and 12, 2021 vs. Utah and Cal State Fullerton (5-0 and 10-0)
Struck out 10 or more batters in a game.....	<b>#7 Texas A&amp;M, March 1, 2024 (L, 0-4)</b>
Team struck out 18 or more batters.....	11 (7.1 IP), Tyler Thornton, April 30, 2021 vs. Rhode Island (W, 9-6)
Had back-to-back starts with 10 strikeouts.....	20, April 9, 2021 at Washington (W, 3-2 (15))
Individual struck out 15 or more batters in a game.....	Alec Marsh (10 in each), May 10, 2019 at Nebraska and May 17, 2019 at Cal
Had an opposing pitcher strike out 10 or more Sun Devils.....	Mike Leake (15), May 30, 2009 vs. Oral Roberts (CG, 4-1 Win in Tempe Regional)
Did not walk a batter (complete game).....	Cooper Hierpe (12), at #3 Oregon State, March 18, 2022 (L, 0-21)
Recorded 10 wins in a season.....	Ryan Kellogg, May 14, 2015 vs Washington State (W, 5-0)
Hit three batters in a game.....	Ryan Kellogg, 11-1 (2013)
Starting pitcher hit a home run in a game.....	Ross Dunn (3), March 17, 2023 at Utah (W, 9-7)
Reliever pitched 6.0+ innings in relief.....	Erik Tolman, April 23, 2019 vs. UNLV (W, 9-2)
Used 10+ pitchers.....	7.0 (Save), Tyler Thornton, April 30, 2021 vs. Rhode Island (W, 9-6)
Pitcher went 7.0 innings with one hit or less.....	12, April 21, 2021 at GCU (school record)
	1 hit in 7.0 IP, Kai Murphy (starting debut), May 9, 2021 at Cal (W, 7-2)

### Fielding Categories

Had no errors in four straight games.....	April 20, 23, 26-27, 2019 at Utah, vs. UNLV, at Washington
Committed three or more errors in one game.....	Luke Hill (3), April 22, 2023 vs. #21 Oregon State
Team had five errors in one game.....	5, April 22, 2023 vs. #21 Oregon State
Had 16 or more putouts in one game.....	Conor Davis (18), First Base, at Arizona, April 23, 2022 (W, 8-5)
Had 20 or more put outs in one game.....	Zach Wilson (20), First Base, April 21, 2011 at Cal
Had eight or more assists in one game.....	Hunter Haas (8), April 10, 2021 at Washington (W, 8-1)
Caught and pitched in the same game.....	Sean McLain (8), April 17, 2021 vs. #18 Stanford (L, 9-11 (12))
Turned four double plays in one game.....	Jordan Swagerty, March 17, 2010 vs. USC (2x in 2010)
Turned five+ double plays in one game.....	May 7, 2021 at Cal (L, 2-7)
Turned a triple play.....	5, April 25, 2010, vs. Washington (TIES ASU RECORD)
	Eric Sogard (2B), Brett Wallace (1B) and Andrew Romine (SS), February 27, 2007 at Arizona

### Scoring and Misc. Categories

Recorded 20+ hits.....	20, March 12, 2023 vs. UC Davis
Recorded 20+ hits in back-to-back games.....	22 and 22, February 3-4, 2007 vs. Southern Utah
Scored 20+ runs.....	21, April 11, 2022 at Santa Clara (W, 21-1)
Scored 30+ runs.....	30, March 13, 2005 vs. Western Illinois (W, 30-13 in Baton Rouge, La.)
Scored 10+ runs in one inning.....	10, 9th Inning, April 11, 2022 at Santa Clara (W, 21-1)
Allowed 10+ runs in one inning.....	13, 6th Inning, April 29, 2022 at #13 UCLA (L, 2-19)
<b>Allowed 5 or more home runs in a game</b> .....	<b>5, vs. Ohio State, Feb. 24, 2024 (L, 4-13)</b>
Allowed 3 or more home runs in an inning.....	3, at #14 Stanford, April 8, 2022
Walked 15+ times in a game.....	15, March 31, 2019 vs. Arizona (W, 17-16)
Walked 15+ opponent batters.....	15, March 18, 2022 at #3 Oregon State (L, 0-21)
Stranded 15+ ASU runners on base in one game.....	15, March 6, 2022 at San Diego State (W, 6-4)
Stranded 15+ opponent runners on base in one game.....	15, March 18, 2022 at #3 Oregon State (L, 0-21)
Surrendered a ninth inning lead.....	March 1, 2023 vs. NDSU (led 9-8, won 10-9)
Walked off an opponent.....	Isaiah Jackson (grand slam), April 22, 2023, vs. #21 Oregon State (W, 11-7)
Swept a three-game Pac-12 series.....	April 6-8, 2023 vs. WSU (6-5, 6-2, 4-1)
Swept a three-game Non-Conference series.....	March 10-12, vs. UC Davis (7-1, 6-4, 17-4)
Shut out an opponent twice in a series.....	March 26-28, 2021 vs. Washington St. (10-0, 5-4, 9-0)
Were swept in a Pac-12 series.....	May 11-13, 2023 at USC (1-4, 0-2, 1-5)
Were swept in a Pac-12 series at home.....	May 5-7, 2023 vs. #7 Stanford (6-8, 11-12, 4-9)
Were swept in a three-game Non-Conference series.....	March 3-5, 2023 vs UC Irvine (6-16, 9-10, 2-7)
Played in extra innings.....	11, April 26, 2023 vs. Cal State Fullerton (L, 8-11)
Played in 14+ innings.....	16, April 9, 2021 at Washington (W, 3-2 (16))
Played back-to-back extra inning games.....	March 29-30, 2018, at Washington State (L, 8-7 (10)), (L, 4-3 (11))
Played a game lasting 5+ hours.....	5 hours, 4 minutes, April 9, 2021 at Washington (W, 3-2 (16))
<b>ASU overcame a five-run deficit</b> .....	<b>5, March 2, 2024 vs. #7 TCU (Down 5-0, L, 11-9)</b>
ASU overcame multiple five-run deficits in a season.....	4, 2023 (7 vs. NDSU (W), 7 vs GCU (W), 5 vs. #21 OSU (W), 5 at #23 ORE (W))

# 2024 Sun Devil Baseball

## SITUATIONAL RECORDS/PITCHING STAFF

### Record When...

Overall .....	5-6	Opponent 0-2 runs .....	0-0	Hit 0 home runs .....	0-3
Conference .....	0-0	..... 3-5 runs .....	1-1	... 1 home run .....	2-2
Non-Conference .....	5-6	..... 6-9 runs .....	3-0	... 2+ home runs .....	3-1
Home games .....	5-3	..... 10+ runs .....	1-5	Opponent 0 home runs .....	0-1
Away games .....	0-0	Scored in 1st inning .....	2-3	..... 1 home run .....	2-1
Neutral site.....	0-3	Opp. scored in 1st .....	1-4	..... 2+ HRs .....	3-4
Day games .....	2-3	Scores first .....	3-1	Made 0 errors .....	0-2
Night games.....	3-3	Opp. scores first .....	2-5	... 1 error .....	4-3
vs Left starter .....	2-4	After 6 leading .....	5-1	... 2+ errors .....	1-1
vs Right starter .....	3-2	..... trailing .....	0-5	Opp. made 0 errors.....	2-3
1-Run games.....	1-1	..... tied .....	0-0	..... 1 error.....	1-2
2-Run games.....	1-1	After 7 leading .....	5-1	..... 2+ errors .....	2-1
5+Run games.....	2-3	..... trailing .....	0-4	Out-hit opponent.....	4-1
Extra innings .....	0-0	..... tied .....	0-1	Out-hit by opponent .....	1-5
Shutouts .....	0-1	After 8 leading .....	4-0	Hits are tied .....	0-0
Scoring 0-2 runs .....	0-1	..... trailing .....	0-5		
..... 3-5 runs 0-3		..... tied .....	0-1		
..... 6-9 runs 1-1					
..... 10+ runs 4-1					

### A Look At the Pitching Staff

#### Arizona State Starters

Pitcher	Starts/QS	PC/Start	IP/Start	ER Against/Start	Runs For/Start	PCK	DP	Team Record
Thomas Burns	3/0	255/85.0	131/4.4	7/2.3	14/4.7	0	1	2-1
Connor Markl	3/0	245/81.7	12.2/4.2	10/3.3	13/4.3	0	2	1-2
Tyler Meyer	3/0	204/68.0	8.1/2.7	11/3.7	8/2.7	0	1	1-2
Ben Jacobs	1/0	74/74.0	4.2	3/3.0	1/1.0	0	0	0-1
Adam Behrens	1/0	76/76.0	4.0/4.0	3/3.0	4/4.0	1	1	1-0

#### Arizona State Bullpen (Relief Appearances Stats Only)

Reliever	APP	IP	H	R	ER	BB	SO	SV	ERA	Hold	IR/Scored	1st Bat. Faced/Ret.
Jacobs	3	4.2	2	4	1	2	7	0	1.93	0	2/2	3/3
Carlton	5	6.1	4	2	2	5	3	2	2.84	1	3/0	5/3
Schiefer	3	6.0	2	2	2	3	9	0	3.00	0	4/1	3/2
Barnes	3	1.2	1	2	1	8	3	0	5.40	0	1/1	3/2
Halvorson	4	4.2	5	3	3	4	8	0	5.79	0	2/1	4/2
Fitzpatrick	6	4.2	5	3	3	2	3	0	5.79	0	5/1	6/4
Cornelius	3	5.0	5	5	4	1	8	0	7.20	0	7/3	3/2
Tieding	4	3.2	7	4	4	1	3	1	9.82	0	6/2	4/3
Omlid	4	4.0	5	5	5	2	6	0	11.25	1	5/1	4/2
Behrens	3	6.1	14	9	8	3	5	0	11.37	0	3/2	3/0
Butler	2	2.0	4	4	3	1	1	0	13.50	0	0/0	2/1
Giblin	2	3.0	8	8	8	2	3	0	24.00	0	1/1	2/1
Eddy	2	1.2	5	6	6	2	2	0	32.40	0	3/3	2/0
Lettow	1	0.1	1	3	3	2	0	0	81.00	0	0/0	0/1



# 2024 Sun Devil Baseball

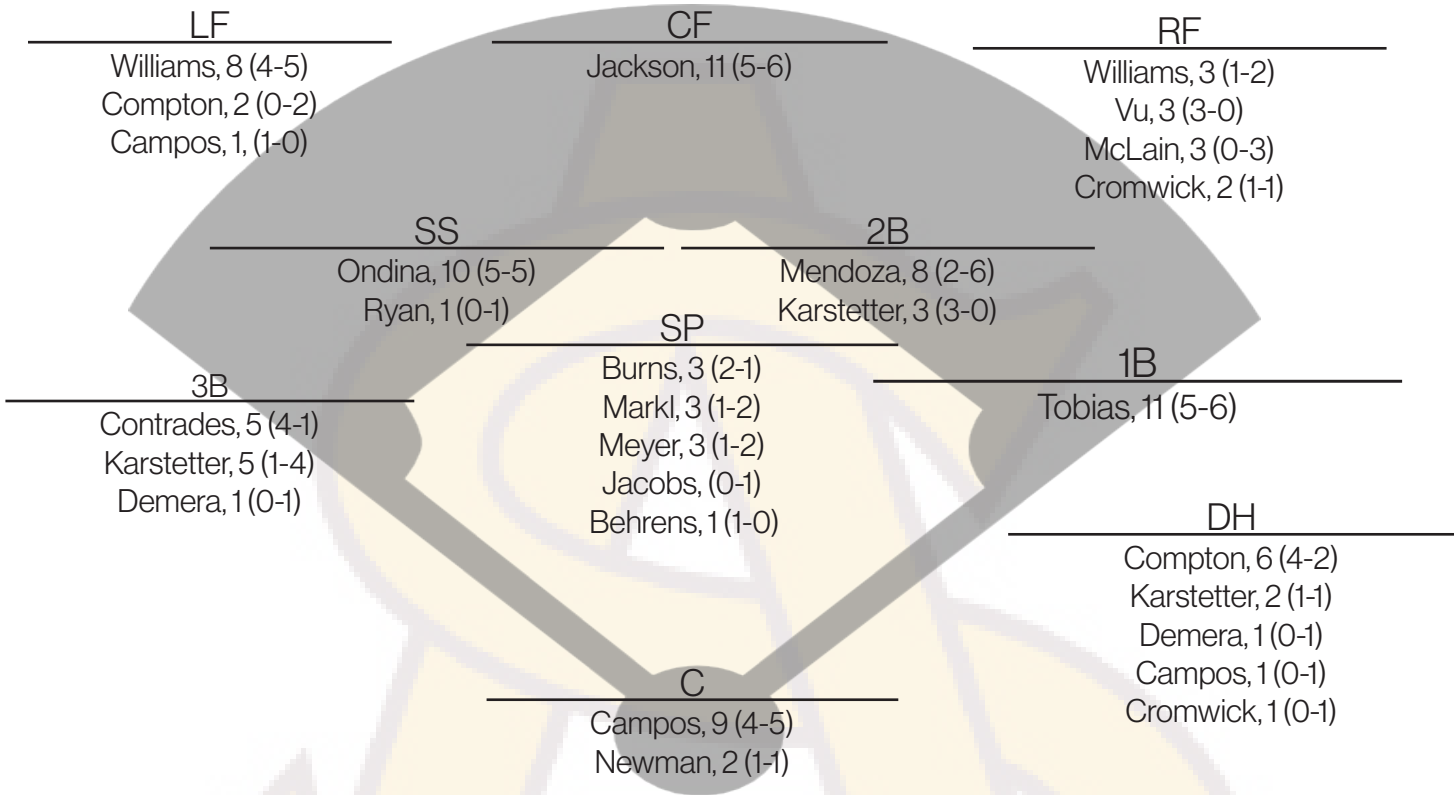
## TEAM AND INDIVIDUAL RANKINGS

### NATIONAL/LEAGUE RANKINGS

Team		Natl	Pac-12	Value
Category				
Base on Balls (282 ranked)		95	3	.21
Batting Average (281 ranked)		15	2	0.368
Double Plays (244 ranked)		68	4	.3
Double Plays Per Game (244 ranked)		89	6	0.75
Doubles (265 ranked)		8	1	.13
Doubles Per Game (278 ranked)		16	1	3.25
Earned Run Average (282 ranked)		232	11	.9
Fielding Percentage (282 ranked)		183	9	0.961
Hit Batters (249 ranked)		75	3	.6
Hit by Pitch (256 ranked)		80	4	.6
Hits (282 ranked)		2	1	.56
Hits Allowed Per Nine Innings (282 ranked)		214	10	.11
Home Runs (217 ranked)		4	2	.11
Home Runs Per Game (257 ranked)		6	2	2.75
On Base Percentage (282 ranked)		33	3	0.459
Runs (282 ranked)		11	1	.47
Sacrifice Bunts (89 ranked)				
Sacrifice Flies (130 ranked)		59	3	.2
Scoring (282 ranked)		18	1	11.8
Shutouts (6 ranked)				
Slugging Percentage (282 ranked)		9	2	0.671
Stolen Bases (221 ranked)		119	6	.4
Stolen Bases Per Game (254 ranked)		131	7	.1
Strikeout-to-Walk Ratio (282 ranked)		96	7	2.19
Strikeouts Per Nine Innings (282 ranked)		36	3	11.5
Triple Plays (1 ranked)				
Triples (47 ranked)				
Triples Per Game (137 ranked)				
WHIP (282 ranked)		198	10	1.81
WL Pct (232 ranked)		52	3	0.75
Walks Allowed Per Nine Innings (282 ranked)		148	9	5.25
Individual				
Category	Name	Natl	Pac-12	Value
Batting Average (223 ranked)	Ethan Mendoza	30	3	.06
Doubles (90 ranked)	Brandon Compton	19	3	.3
	Nu'u Contrades	19	3	.3
	Isaiah Jackson	90	8	.2
Doubles Per Game (98 ranked)	Brandon Compton	54	4	0.75
	Nu'u Contrades	54	4	0.75
Hits (76 ranked)	Isaiah Jackson	37	3	.8
	Jacob Tobias	37	3	.8
	Kevin Karstetter	76	7	.7
	Harris Williams	76	7	.7
Hits Allowed Per Nine Innings (148 ranked)	Thomas Burns	47	1	1.8
	Ben Jacobs	74	3	2.08
Hits Per Game (67 ranked)	Isaiah Jackson	67	4	.2
	Ethan Mendoza	67	4	.2
	Jacob Tobias	67	4	.2
Home Runs (35 ranked)	Isaiah Jackson	6	1	.3
	Ryan Campos	35	4	.2
	Jacob Tobias	35	4	.2
	Harris Williams	35	4	.2
Home Runs Per Game (96 ranked)	Isaiah Jackson	20	1	0.75
Runs (81 ranked)	Ryan Campos	34	2	.7
	Isaiah Jackson	34	2	.7
	Brandon Compton	81	6	.6
	Kevin Karstetter	81	6	.6
Runs Batted In (99 ranked)	Isaiah Jackson	3	1	.13
	Ryan Campos	58	5	.7
	Harris Williams	58	5	.7
	Nu'u Contrades	99	10	.6
Runs Batted In Per Game (136 ranked)	Isaiah Jackson	7	1	3.25
Runs Per Game (111 ranked)	Ryan Campos	79	4	1.75
	Isaiah Jackson	79	4	1.75
Sacrifice Flies (44 ranked)	Nu'u Contrades	44	4	.1
	Isaiah Jackson	44	4	.1
Saves (10 ranked)	Matt Tieding	10	1	.1
	Cole Carlon	10	1	.1
Slugging Percentage (240 ranked)	Isaiah Jackson	86	5	.1
Stolen Bases (96 ranked)	Harris Williams	96	1	.2
Strikeouts Per Nine Innings (143 ranked)	Ben Jacobs	112	5	14.54
Total Bases (117 ranked)	Isaiah Jackson	13	3	.19
	Jacob Tobias	47	7	.15
	Harris Williams	61	8	.14
Victories (4 ranked)	Adam Behrens	4	1	.1
	Thomas Burns	4	1	.1
	Matt Cornelius	4	1	.1
WHIP (137 ranked)	Thomas Burns	37	2	0.4
	Ben Jacobs	59	4	0.46

# 2024 Sun Devil Baseball

## RECORD BY POSITION STARTS




### DOUBLE PLAYS

Gm #	Date	Opponent	Pitcher (SZN #)	Scoring	Players	Inn	Outs	Score	Final
1-Feb. 16		Santa Clara	Tieding (1)	KS 24 CS DP	Campos-Karstetter	3	1	5-0	11-6
4-Feb. 20		#24 Kansas State	Behrens (1)	643 GDP	Ondina-Mendoza-Tobias	2	0	0-0	9-6
4-Feb. 20		#24 Kansas State	Halvorson (1)	653 GDP	Ondina-Mendoza-Tobias	7	0	5-4	9-6
6-Feb. 23		Ohio State	Halvorson (2)	463 GDP	Karstetter-Ryan-Tobias	9	1	14-4	14-14
7-Feb. 24		Ohio State	Fitzpatrick (1)	643 GDP	Ondina-Mendoza-Tobias	6	1	3-2	4-13
8-Feb. 25		Ohio State	Meyer (1)	163 GDP	Meyer-Ondina-Tobias	4	1	5-4	10-8
8-Feb. 25		Ohio State	Carlton (1)	463 GDP	Karstetter-Ondina-Tobias	7	1	10-8	10-8
10-March 2		#5 TCU	Markl (1)	463 GDP	Mendoza-Ondina-Tobias	1	0	0-0	9-11
10-March 2		#5 TCU	Markl (2)	543 GDP	Karstetter-Mendoza-Tobias	3	1	0-0	9-11
11-March 3		#7 Texas A&M	Carlton (2)	463 GDP	Mendoza-Ondina-Tobias	4	1	1-10	5-10

# 2024 Sun Devil Baseball

## TV/RADIO ROSTER



#2, ETHAN MENDOZA  
FR. • INF • R/R • 5-10 • 175



#3, NICK MCLAIN  
SO. • OF • S/R • 5-10 • 185



#4, JAX RYAN  
FR. • INF • R/R • 6-1 • 190




#5, TREY NEWMAN  
R. SR. • C • R/R • 5-9 • 180




#6, NU'U CONTRADES  
SO. • INF • R/R • 5-10 • 190



#7, EAMONN LANCE  
GR. • INF • R/R • 6-1 • 195



#8, STEVEN ONDINA  
SR. • INF • R/R • 5-8 • 160



#9, KEVIN KARSTETTER  
SR. • INF • R/R • 6-3 • 220



#10, BENNETT FRYMAN  
FR. • LHP/OF • L/L • 5-11 • 195




#11, KIEN VU  
SO. • OF • L/L • 5-11 • 170



#12, HARRIS WILLIAMS  
R. SR. • OF • L/R • 5-10 • 190



#13, TYLER MEYER  
R. SO. • RHP • R/R • 6-3 • 215



#14, COLE CARLON  
FR. • LHP/INF • L/L • 6-5 • 220



#15, THOMAS BURNS  
FR. • RHP • R/R • 6-3 • 210



#17, RYAN CAMPOS  
JR. • C • L/R • 5-9 • 180



#18, JACOB TOBIAS  
JR. • INF • L/R • 6-1 • 225



#21, JOSIAH CROMWICK  
SR. • C • R/R • 6-2 • 200



#22, BEN JACOBS  
SO. • LHP • L/L • 6-2 • 190



#24, ISAIAH JACKSON  
SO. • OF • L/R • 6-3 • 205



#25, BRADYN BARNES  
FR. • LHP • L/L • 6-1 • 200



# 2024 Sun Devil Baseball

## TV/RADIO ROSTER



#27, BRANDON COMPTON  
R. FR. • LHP/OF • L/L • 6-1  
• 210




#29, ALEC BELARDES  
FR. • RHP • R/R • 6-2 • 210



#31, HUNTER OMLID  
SR. • RHP • R/R • 6-2 • 200




#32, MARIO DEMERA  
SR. • INF • R/R • 6-1 • 195



#35, JOSH BUTLER  
FR. • RHP • R/R • 6-6 • 210



#36, WYATT HALVORSON  
FR. • RHP • R/R • 6-3 • 215




#38, SEAN FITZPATRICK  
SO. • LHP • L/L • 6-0 • 165



#40, JONAH GIBLIN  
R. JR. • RHP • R/R • 6-4 • 230




#41, MATT CORNELIUS  
JR. • LHP • R/L • 6-0 • 185



#43, RYAN KROEPEL  
FR. • INF • L/R • 6-0 • 180



#44, MATT TIEDING  
R. SR. • RHP • R/R • 6-3 • 225



#45, BROCK EDDY  
FR. • RHP • R/R • 6-3 • 185



#47, ROHAN LETTOW  
FR. • RHP • R/R • 6-2 • 180



#49, JADEN ALBA  
FR. • RHP • R/R • 6-3 • 210



#50, BRODY BRIGGS  
FR. • C • L/R • 6-1 • 195



#51, ADAM BEHRENS  
FR. • RHP • L/R • 6-3 • 200



#52, CONNOR MARKL  
SR. • LHP • L/L • 6-1 • 200



#54, RYAN SCHIEFER  
JR. • RHP • R/R • 6-3 • 175



#30, WILLIE BLOOMQUIST  
HEAD COACH



#20, SAM PERAZA  
PITCHING COACH

Five-Time NCAA Champions (1965, 1967, 1969, 1977, 1981) | 22 College World Series Appearances | 21 Conference Championships

132 All-Americans | 14 National Players of the Year | 13 College Baseball Hall of Fame Members | 941 Letterwinners

473 Major League Baseball Draft Picks | 117 Major Leaguers | 52 Major League Baseball First-Round Draft Picks