

2022 Sun Devil Baseball

GAME NOTES - WASHINGTON

ARIZONA STATE

9-13 (1-2 Pac-12)
@ASU_Baseball
@TheSunDevils

WASHINGTON

March 25-27

6 p.m./2 p.m./12 p.m.

Phoenix Municipal Stadium

Phoenix, Ariz.

Watch: Pac-12 Washington

Radio: KDUS 1060 AM

WASHINGTON

12-8 (4-2 Pac-12)
@UW_Baseball
@UW Athletics

Five-Time NCAA Champions (1965, 1967, 1969, 1977, 1981) | 22 College World Series Appearances | 21 Conference Championships | 129 All-Americans | 14 National Players of the Year | 12 College Baseball Hall of Famers



ASU_BASEBALL



SUN DEVIL BASEBALL



ASU_BASEBALL

MEDIA RELATIONS CONTACT

Jeremy Hawkes

jdhawkes@asu.edu | C: 520-403-0121 | O: 480-965-9544

#10THINGS (Twitter-Friendly Notes)

1. The Sun Devil defense has turned 19 double plays so far this season, a total good for 11th in the nation.
2. Sun Devil pitchers inherited 205 runners in the last year and just 58 to score (28.3 percent). That tally sits at 75/25 (33.3%) this season.
3. The Sun Devils are 28th in the nation with 4 5doubles this season and have at least one double in 19 of 22 games.
4. Sean McLain has reached base in all 20 games he has played this season. Ethan Long is riding a 15-game reached base streak.
5. Joe Lampe already has 14 extra-base hits this season, well on his way to surpassing his grand total of 20 last year.
6. Kyle Luckham had two straight 7.0+ inning efforts, something he had never done consecutively in his career prior.
7. Adam Tulloch became ASU's first Pac-12 Pitcher of the Week since the 2016 season with his selection this week.
8. After posting a 21.60 ERA, 0-1 record in first 4 appearances in first 2 weeks, Brock Peery has a 1.17 ERA, 3 saves in 8 appearances since.
9. Despite missing two games, Sean McLain has recorded a Pac-12 leading 66 defensive assists this season.
10. No Pac-12 catcher has thrown out more attempted basestealers than Nate Baez's 5 - notable as he wasn't a catcher at this point last year.

#BYTHENUMBERS

Sean McLain has reached base in all 20 games he has played this season. McLain leads the team with a .329 average on the year and is tied for the team lead with 20 runs scored - 1/6th of ASU's total runs on the year and tied for 11th in the Pac-12. Despite missing those two games, McLain leads all Pac-12 defenders with 66 assists on the season - despite having to shift to an unfamiliar shortstop role due to Hunter Haas's 1-2 month rotator cuff injury. McLain has been a part of 12 of ASU's 19 double plays on the year - a year removed from leading the nation with 48 double plays turned.

ASU has gotten seven quality starts out of its pitchers in 22 games this season. For perspective, ASU had just nine TOTAL quality starts last season and didn't get its eighth until late May. Adam Tulloch, Kyle Luckham, Tyler Meyer and Jacob Walker have handled the lion's share of duties, recording all but 2.2 of ASU's 102.1 innings out of starters this year (97.4 percent). Last season, ASU's "top four" starters accounted for just 74.4 percent of the team's starter innings. Already, Meyer (23.2) and Walker (17.2) have more innings than the third and fourth starters for ASU last year.

Brock Peery had a forgettable a first two weeks of action as any pitcher could have, making four appearances with a 21.60 ERA and an 0-1 record as nothing seemed to go his way. The Sun Devil coaching staff has not hesitated to go back to Peery since that tough start and in the last 15 games, **Peery has played in eight games and recorded three saves and a team-low 1.17 ERA in that span over 7.2 innings**, recording six strikeouts to just two walks and an HBP while cutting the opponent average to .240. His 12 appearances are 8th in the NCAA.

Deuces have wild for the Sun Devils this season with ASU excelling in two categories on the year: doubles by the offense and double plays turned by the defense. ASU has turned 17 double plays on the year - good for 3rd among all Division 1 programs. Additionally, ASU has 40 doubles on offense so far this year - good for 20th in Division 1 baseball. ASU has doubled at least once in all but two games this season and has multiple doubles in 11 of 18 games. Will Rogers' eight doubles are 24th nationally (2nd in Pac-12).

2022 @ASU BASEBALL Schedule

| Date | Opponent | Time/Score |
|-----------|----------------------|-------------|
| 18-Feb | Dixie State | W, 3-1 |
| 19-Feb | Dixie State | L, 6-7 (10) |
| 20-Feb | Dixie State | W, 17-8 |
| 22-Feb | Nevada # | W, 3-1 |
| 24-Feb | BYU | L, 2-4 |
| 25-Feb | BYU # | L, 5-6 |
| 26-Feb | BYU | L, 3-19 |
| 1-March | Oklahoma State# | L, 5-7 |
| 2-March | Oklahoma State | L, 6-11 |
| 4-March | @ San Diego State | W, 13-5 |
| 5-March | @ San Diego State | W, 6-4 |
| 6-March | @ San Diego State | L, 3-4 |
| 8-March | @ UC Irvine | L, 3-4 |
| 9-March | @ UC Irvine | L, 2-3 (12) |
| 11-March | San Francisco^ | W, 8-5 |
| 12-March | San Francisco^ | W, 4-2 |
| 13-March | San Francisco^ | W, 17-10 |
| 13-March | Missouri^ | L, 4-6 |
| 18-March | @ Oregon State* | L, 0-21 |
| 19-March | @ Oregon State* | L, 2-12 |
| 20-March | @ Oregon State* | W, 3-1 |
| 22-March | Grand Canyon | L, 5-7 |
| 25-March | Washington*# | 6:00 p.m. |
| 26-March | Washington*# | 2:00 p.m. |
| 27-March | Washington*# | 12:00 p.m. |
| 29-March | @ UNLV | 5:05 p.m. |
| 1-April | Cal* | 6:30 p.m. |
| 2-April | Cal* | 6:00 p.m. |
| 3-April | Cal* | 12:30 p.m. |
| 5-April | Arizona | 6:00 p.m. |
| 8-April | @ Stanford* | 6:05 p.m. |
| 9-April | @ Stanford* | 2:05 p.m. |
| 10-April | @ Stanford | 1:05 p.m. |
| 11-April | @ Santa Clara | 6:00 p.m. |
| 14-April | USC* | 6:30 p.m. |
| 15-April | USC* | 6:00 p.m. |
| 16-April | USC* | 12:30 p.m. |
| 19-April | CSUN | 6:00 p.m. |
| 22-April | @ Arizona*# | 6:00 p.m. |
| 23-April | @ Arizona*# | 5:00 p.m. |
| 24-April | @ Arizona*# | 12:00 p.m. |
| 26-April | UNLV | 6:00 p.m. |
| 29-April | @ UCLA* | 6:00 p.m. |
| 30-April | @ UCLA* | 2:00 p.m. |
| 1-May | @ UCLA* | 1:00 p.m. |
| 6-May | Utah* | 6:30 p.m. |
| 7-May | Utah* | 6:00 p.m. |
| 8-May | Utah* | 12:30 p.m. |
| 10-May | @ Grand Canyon | 6:00 p.m. |
| 13-May | Oregon*# | 7:00 p.m. |
| 14-May | Oregon*# | 6:00 p.m. |
| 15-May | Oregon*# | 12:00 p.m. |
| 19-May | @ Washington State*# | 6:00 p.m. |
| 20-May | @ Washington State*# | 4:00 p.m. |
| 21-May | @ Washington State*# | 12:00 p.m. |
| 25-29-May | Pac-12 Tournament | TBD |

All times Arizona time

* - Indicates a Pac-12 Conference game
- Indicates a Pac-12 Network Game
^ - Indicates a Pac-12 Live Stream Game

PROJECTED STARTERS

| ASU | ERA | W-L | IP | SO | BB | Opp. Avg |
|---------------------|------|-----|------|----|----|----------|
| RHP Kyle Luckham | 2.88 | 2-0 | 25.0 | 24 | 4 | .227 |
| RHP Tyler Meyer | 5.12 | 1-0 | 19.1 | 20 | 12 | .264 |
| TBD | | | | | | |
| UW | ERA | W-L | IP | SO | BB | Opp. Avg |
| RHP Jared Engman | 4.10 | 2-2 | 26.1 | 20 | 9 | .260 |
| RHP Calvin Kirchoff | 4.32 | 2-0 | 25.0 | 19 | 9 | .232 |
| RHP Case Matter | 3.55 | 0-2 | 12.2 | 14 | 8 | .208 |

| Team | Conference | | | | Overall | | | | Last 10 | Streak | Home | Away | Neutral |
|------------------|------------|---|---|------|---------|----|---|------|---------|--------|------|-------|---------|
| | W | L | T | Pct | W | L | T | Pct | | | | | |
| Arizona | 5 | 1 | 0 | .833 | 16 | 5 | 0 | .762 | 7-3 | L 1 | 10-3 | 3-2 | 3-0 |
| Oregon | 5 | 1 | 0 | .833 | 14 | 6 | 0 | .700 | 8-2 | W 4 | 10-2 | 4-4 | 0-0 |
| Oregon State | 4 | 2 | 0 | .667 | 15 | 4 | 0 | .789 | 6-4 | W 1 | 6-3 | 2-1 | 7-0 |
| Washington | 4 | 2 | 0 | .667 | 12 | 8 | 0 | .600 | 6-4 | W 3 | 6-3 | 6-5 | 0-0 |
| USC | 3 | 3 | 0 | .500 | 13 | 6 | 0 | .684 | 6-4 | W 1 | 10-5 | 3-1 | 0-0 |
| California | 3 | 3 | 0 | .500 | 10 | 10 | 0 | .500 | 5-5 | L 1 | 3-6 | 4-3 | 3-1 |
| Utah | 2 | 4 | 0 | .333 | 13 | 7 | 1 | .643 | 5-5 | W 2 | 4-2 | 8-5-1 | 1-0 |
| UCLA | 1 | 2 | 0 | .333 | 13 | 7 | 0 | .650 | 7-3 | W 2 | 10-6 | 1-0 | 2-1 |
| Arizona State | 1 | 2 | 0 | .333 | 9 | 13 | 0 | .409 | 4-6 | L 1 | 6-8 | 3-5 | 0-0 |
| Stanford | 1 | 5 | 0 | .167 | 9 | 8 | 0 | .529 | 3-7 | L 3 | 6-4 | 0-4 | 3-0 |
| Washington State | 1 | 5 | 0 | .167 | 9 | 11 | 0 | .450 | 2-8 | L 4 | 2-2 | 3-6 | 4-3 |

Five-Time NCAA Champions (1965, 1967, 1969, 1977, 1981) | 22 College World Series Appearances | 21 Conference Championships

41 NCAA Postseason Appearances | 129 All-Americans | 14 National Players of the Year

459 Major League Baseball Draft Picks | 112 Major Leaguers | 12 College Baseball Hall of Fame Members

TWITTER: @ASU_BASEBALL

INSTAGRAM: @ASU_BASEBALL

FACEBOOK: SUNDEVILBASEBALL

2022 Sun Devil Baseball

QUICK FACTS/MEDIA INFORMATION

GENERAL INFORMATION

| | |
|------------------------------------|--|
| Location | Tempe, Ariz. |
| Founded | 1885 |
| Enrollment | 128,788 |
| Nickname | Sun Devils |
| School Colors | Maroon and Gold |
| Home Field | Phoenix Municipal Stadium |
| Capacity | 5,300 |
| Muni Dimensions | Lines: 333 (LF) 334 (RF) Alleys: 385 CF: 395 |
| Surface | Grass |
| Affiliation | NCAA Div. I |
| Conference | Pac-12 |
| President | Dr. Michael Crow |
| VP of Athletics | Ray Anderson |
| Athletic Dept. Phone | (480) 965-3482 |
| Ticket Office Phone | (480) 727-0000 |
| Athletics Department Address | Carson Student-Athlete Center |
| | 500 East Veteran's Way |
| | P.O. Box 872505 |
| | Tempe, AZ 85287-2505 |

PROGRAM HISTORY

| | |
|--|-----------------------------|
| First Year of Baseball | 1907 (7-2) |
| Start of NCAA Baseball | 1959 (28-18-1) |
| All-Time Record | 2952-1503-8 (.664)* |
| Modern Era Record (Since Joining NCAA) | 2619-1159-4* |
| National Championships | 5 ('65, '67, '69, '77, '81) |
| Years in CWS/Last | 22 (2010)* |
| All-Time CWS Record | 61-38 (.616)* |
| NCAA Appearances/Last | 41 (2021)* |
| NCAA Tournament Record | 171-82 (.676)* |
| Best Record All-time | 64-6 (.914) - 1972 |
| Last All-Americans | 2021 (1) |
| | Ethan Long (Consensus) |

* - ASU vacated 44 wins, the Pac-10 title and the College World Series appearance from 2007. Records do not reflect the vacations.

COACHING STAFF

| | |
|---|------------------------------|
| Head Coach | Willie Bloomquist (1st Year) |
| Alma Mater | Arizona State (1999) |
| Record at ASU/Career Record (Years) | 9-13 (1st Season) |
| Assistant Coach | Mike Goff (1st Year) |
| Assistant Coach/Pitching/Recruiting | Sam Peraza (1st Year) |
| Assistant Coach/Hitting | Travis Buck (1st Year) |
| Student Assistant Coach | Brady Corrigan (1st Year) |
| Dir. of Operations | Daniel Stolper (5th year) |
| Strength & Conditioning | Tim Gifford (1st year) |
| Athletic Trainer | Jesse Lowman (8th year) |
| Dir. of Community Relations | Armando Flores (15th year) |

SPORTS INFORMATION

| | |
|--------------------------------------|------------------|
| Baseball Contact | Jeremy Hawkes |
| Office | 480-965-9544 |
| Cell | 520-403-0121 |
| E-Mail | jdhawkes@asu.edu |
| Director of Sports Information | Doug Tammara |
| Email | tammara@asu.edu |

2021 RECAP

| | |
|-----------------------------|---------------|
| Overall Record | 33-22 |
| Conference record | 16-14 |
| Home record | 22-11 |
| Away record | 10-10 |
| Neutral site record | 1-2 |
| Postseason | NCAA Regional |
| Final national finish | T-33rd |
| Conference finish | T-5th |
| Players Drafted | 5 |

MEDIA INFORMATION

Credentials

All credential requests should be sent via email to Jeremy Hawkes (jdhawkes@asu.edu).

Interview Policy

Sun Devil Baseball's weekly media availability with vary week-to-week based on the season's schedule. Media Relations Director Jeremy Hawkes will reach out each week to confirm availability dates. Media planning to attend must contact Jeremy Hawkes (520-403-0121/ jdhawkes@asu.edu) ahead of time and inform him of their plans or to be added to the distribution list.

Throughout the season's schedule, ASU will host postgame interviews in the Omaha Room after each game. Media members should request players at the beginning of the ninth inning. Please contact Jeremy Hawkes or a member of the media relations staff in the press box to coordinate those interviews. Media members who wish to schedule an interview outside of practice must contact Jeremy Hawkes.

Photography/Videography

Accommodations for B-Roll purposes at practice can be made through Jeremy Hawkes (jdhawkes@asu.edu). During games, credentials must be worn in plain view throughout the game and all photographers must adhere to painted lines and instructions given by security personnel and/or Arizona State staff members at all times. At no point during game action should a member of the media be on the field of play. Contact Jeremy Hawkes for any details regarding shooting game action.

Media Highlights Policy

Highlights Include Pac-12 Networks/ESPN/FOX network broadcasts (including affiliates such as ABC and ESPNU and CBS sublicensed telecasts), all home hosted non-televised competitions including those that are live streamed and any other sport events in which the Pac-12 controls the exhibition rights. No third-party organization may post competition footage of any Pac-12 game, non-conference home game or other contest for which the Pac-12 controls the media rights on its website without a license to the content from the Pac-12 Networks or its licensing partner (Wazee Digital), with the exception of news window privileges described below. Alternatively, third parties are permitted to post video on their websites through the use of the Pac-12 Digital embeddable video player (embed code available at <http://video.pac-12.com>). Certified broadcast news outlets may use a maximum of 3 minutes of Pac-12 event footage on their regularly scheduled newscasts during the 48-hour news window following the conclusion of included events. If the highlights from a Pac-12 Networks production do not contain the Pac-12 Networks bug, the news outlet must insert "Courtesy of Pac-12 Networks" over the footage. Excerpts of those newscasts containing these highlights may also be posted to news providers' websites, but must be removed 48 hours after the conclusion of any included event, unless a license for that footage is obtained from Pac-12 Conference or its licensing Partner (Wazee Digital). Highlights may not be posted to YouTube, Facebook, or other social media properties.

2022 Media Coverage

The vast majority the Sun Devils games this season will be available to fans via the Pac-12 Network or the Pac-12 Live Stream online.

The Sun Devil Sports Radio Network is scheduled to broadcast 32-35 Sun Devil Baseball games this season between NBC Sports Radio AM 1060 and other affiliated radio stations. Fans can listen to the broadcasts on the radio or via the TuneIn app on thesundevils.com. Links to the streaming audio can be found on the online baseball schedule.

Tim Healey is set to serve his 24th season as the "Voice of the Sun Devils" on baseball broadcasts and will be joined for the fifth-straight season by color analyst Max Rossiter, who was an all-conference catcher for the Devils from 2012-13.

2022 Sun Devil Baseball

GAME NOTES/ROSTERS

PHOENIX -- Sun Devil Baseball has begun a homestand in which it will play eight games in the confines of Phoenix Municipal Stadium over its next nine tilts, continuing this weekend with a three-game Pac-12 series against the Washington Huskies beginning Friday, March 25. The series - which will ONLY be aired on Pac-12 Networks Washington - will get underway at 6 p.m. Friday, followed by a 2 p.m. first pitch on Saturday and a Noon tilt to cap things off on Sunday.

Follow the Action

- All games this weekend will be broadcast live by the Pac-12 Network on its Pac-12 Washington feed. Daron Sutton will be on the call for all three tilts. And yes, you read that correctly, the home television series is not available on Pac-12 Network Arizona this weekend.
- Additionally, the series will be broadcast over the airwaves on KDUS 1060 AM all weekend with the Voice of the Sun Devils Tim Healey alongside analyst Max Rossiter.
- Fans are encouraged to follow along pre-game and in-game content and updates throughout the weekend on the Sun Devil Baseball Twitter account: @ASU_Baseball, especially for key weather updates and time changes.

On the Huskies

- Arizona State leads the overall series over the Huskies, 43-29, including a series victory in Seattle. That game features a historic 16-inning affair in which ASU pulled off the very late victory in what was the fourth-longest game in program history by innings played. The 3-2 ASU victory saw ASU strike out 20 batters - fourth-most in program history - and strand 15 more.
- Washington dropped its first Pac-12 series to Utah in a series split before sweeping rival Washington State last weekend to come into the contest 4-2 in league play and 12-8 overall.
- The team is 20th in the nation with a team ERA of 3.25 and has posted three shutouts. The team is recording a 3.23 strikeout-to-walk ratio which is 24th nationally.
- Offensively the team has struggled, ranked in the bottom three in the Pac-12 in walks, batting average, home runs, OBP, scoring and slugging.
- The team has played solid defensively with a .978 fielding percentage that is third in the league and 37th nationally while turning 19 double plays - second in the Pac-12 and 11th in the country.

Big Sean

- Sean McLain became a staple in the Sun Devil infield and batting order last season en route to being named a freshman All-American, Pac-12 All-Conference selection and ABCA All-West Region pick. McLain enters the season as the No. 33 overall collegiate prospect in the 2022 class, according to Baseball America.
- McLain is the team leader in average this season at .329 and has reached base in all 20 games he has played - the longest active streak on the team ahead of Ethan Long's 15.
- McLain has drawn 12 walks and a team-high six HBP - sixth most in the Pac-12 - giving him a .457 OBP that sits eighth in the Pac-12.
- McLain leads the team with a .333 average with runners in scoring position (7-of-21) and also ASU's best hitter with two outs at .391 (9-of-23).
- McLain has been a part of 12 of ASU's 19 double plays this season and leads the Pac-12 with 66 defensive assists despite missing two games on the year.
- McLain's bat came alive during ASU's five-game road stretch in SoCal as he went .455 with three RBI, a triple and two doubles to go with a .538 OBP.
- McLain recorded a 23-game hitting streak as a freshman last season - tied for the third-longest at ASU since 1998 with Andre Ethier's 2003 23-game hitting streak
- McLain was a Collegiate Baseball News freshman All-American, an ABCA All-West Region first team selection at second base and an honorable All-Pac-12 pick.
- He was second on the team with a .322 average on the year, just outside ASU's all-time freshman top-10 in the category. McLain led the team in multi-hit games last year with 23. His 10 multi-RBI games were second on the team. McLain had 17 doubles in the regular season, good for sixth in the Pac-12 and finished with 18 on the year - tied for third in ASU freshman history.
- He turned 48 double plays last season, two more than any other player in the league even including those with runs to the College World Series and 13 more than any other second baseman.

I Love Lampe

- Joe Lampe has been a spark plug for the Sun Devils since he stepped foot on campus last year and that has continued this season.
- Lampe is second on the team with a .310 average and is tied with McLain for most runs at 20 - good for ninth in the league.
- His six homers are tied for fourth in the Pac-12 while his .621 slugging percentage sits 10 in the league. He has seven doubles on the year, placing him tied for fifth in the Pac-12.
- His efforts are especially notable as he has 14 extra-base hits this season (7 doubles, 1 triple, 6 homers) after have 20 for the entirety of the 2021 campaign and he has already doubled his home run output from last year (13 doubles, 4 triples, 3 homers)
- He is also errorless in centerfield on 50 chances, recording two assists to go with 48 put outs.
- Joe Lampe bat .667 with two homers, a triple and a double to go with five RBIs and scoring eight runs in the three-game sweep of San Francisco. He slugged 1.667 while also drawing five walks and an HBP as he reached base at an absurd .800 clip in the three games against USF. He reached base all six times and his five runs scored in the finale of the series were the most by any player in the Pac-12 this year and the most by a Sun Devil since Hunter Bishop in 2019.
- The redshirt sophomore showed off his toughness against #4 Oklahoma State, dislocating his shoulder in the first inning while attempting to steal a base. He popped it back in in the clubhouse, returned to the game and later recorded a single, stolen base and run scored.

NUMERICAL QUICK ROSTER

| No. | Name | Cl. | Pos. | B/T |
|-----|----------------------|--------|---------|-----|
| 2 | McLain, Sean | RS So. | INF | R/R |
| 3 | Cacchione, Dom | RS Jr. | RHP | R/R |
| 4 | La Flam, Luke | RS Jr. | RHP | R/R |
| 5 | Lampe, Joe | RS So. | OF | L/R |
| 6 | Murphy, Kai | RS So. | OF/LHP | L/L |
| 7 | Davis, Conor | RS Sr. | INF | R/R |
| 8 | Magee, Cam | Fr. | INF | L/R |
| 9 | Pivaroff, Blake | So. | INF/RHP | L/R |
| 10 | Bodlovich, Christian | RS So. | RHP | R/R |
| 11 | Higgins, Kade | So. | OF | L/R |
| 12 | Baez, Nate | RS So. | C/UTL | R/R |
| 13 | Meyer, Tyler | RS So. | RHP | R/R |
| 15 | Glenn, Jared | So. | RHP | L/R |
| 17 | Campos, Ryan | Fr. | C/UTL | L/R |
| 18 | Tobias, Jacob | Fr. | INF | L/R |
| 19 | Vander Kooi, Boyd | RS Sr. | RHP | R/R |
| 21 | Rogers, Will | Fr. | C/OF | R/R |
| 23 | Brueser, Michael | So. | OF | R/R |
| 25 | Levine, Will | RS Jr. | RHP | R/R |
| 26 | Osman, Graham | RS So. | LHP | L/L |
| 27 | Haas, Hunter | So. | INF | R/R |
| 28 | Brethowr, Ivan | Fr. | OF/INF | R/R |
| 31 | Hansell, Josh | So. | RHP | R/R |
| 32 | Rucker, Trey | Fr. | OF | R/R |
| 33 | Peery, Brock | So. | RHP | R/R |
| 35 | Long, Ethan | So. | INF | R/R |
| 36 | Tulloch, Adam | RS Jr. | LHP | L/L |
| 37 | Champagne, Alex | Fr. | INF | L/R |
| 39 | Cañez, Luis | Jr. | RHP | R/R |
| 40 | Webster, Chase | RS Jr. | RHP | R/R |
| 41 | Balholm, Bronson | RS Sr. | C | S/R |
| 43 | Marshall, Danny | RS So. | LHP | L/L |
| 44 | Luckham, Kyle | RS Jr. | RHP | R/R |
| 45 | Lucas, Andrew | RS Jr. | RHP | R/R |
| 46 | Walker, Jacob | RS Sr. | RHP | R/R |

ALPHABETICAL QUICK ROSTER

| No. | Name | Cl. | Pos. | B/T |
|-----|----------------------|--------|---------|-----|
| 12 | Baez, Nate | RS So. | C/UTL | R/R |
| 41 | Balholm, Bronson | RS Sr. | C | S/R |
| 10 | Bodlovich, Christian | RS So. | RHP | R/R |
| 28 | Brethowr, Ivan | Fr. | OF/INF | R/R |
| 23 | Brueser, Michael | So. | OF | R/R |
| 3 | Cacchione, Dom | RS Jr. | RHP | R/R |
| 17 | Campos, Ryan | Fr. | C/UTL | L/R |
| 39 | Cañez, Luis | Jr. | RHP | R/R |
| 37 | Champagne, Alex | Fr. | INF | L/R |
| 7 | Davis, Conor | RS Sr. | INF | R/R |
| 15 | Glenn, Jared | So. | RHP | L/R |
| 27 | Haas, Hunter | So. | INF | R/R |
| 31 | Hansell, Josh | So. | RHP | R/R |
| 11 | Higgins, Kade | So. | OF | L/R |
| 4 | La Flam, Luke | RS Jr. | RHP | R/R |
| 5 | Lampe, Joe | RS So. | OF | L/R |
| 25 | Levine, Will | RS Jr. | RHP | R/R |
| 35 | Long, Ethan | So. | INF | R/R |
| 45 | Lucas, Andrew | RS Jr. | RHP | R/R |
| 44 | Luckham, Kyle | RS Jr. | RHP | R/R |
| 8 | Magee, Cam | Fr. | INF | L/R |
| 43 | Marshall, Danny | RS So. | LHP | L/L |
| 2 | McLain, Sean | RS So. | INF | R/R |
| 13 | Meyer, Tyler | RS So. | RHP | R/R |
| 6 | Murphy, Kai | RS So. | OF/LHP | L/L |
| 26 | Osman, Graham | RS So. | LHP | L/L |
| 33 | Peery, Brock | So. | RHP | R/R |
| 9 | Pivaroff, Blake | So. | INF/RHP | L/R |
| 21 | Rogers, Will | Fr. | C/OF | R/R |
| 32 | Rucker, Trey | Fr. | OF | R/R |
| 18 | Tobias, Jacob | Fr. | INF | L/R |
| 36 | Tulloch, Adam | RS Jr. | LHP | L/L |
| 19 | Vander Kooi, Boyd | RS Sr. | RHP | R/R |
| 46 | Walker, Jacob | RS Sr. | RHP | R/R |
| 40 | Webster, Chase | RS Jr. | RHP | R/R |

2022 Sun Devil Baseball

GAME NOTES

- Last season, Lampe was one of three Sun Devils selected to the Pac-12 All-Defensive Team last after not posting an error in center field in conference games all year. He finished the season with just one error and a .993 fielding percentage and was also named a ABCA/Rawlings Gold Glove Finalist as an outfielder. In the opener against USC, Lampe recorded nine putouts - the most by an ASU center fielder since at least 1998. Hunter Bishop had eight in 2019 and no other player had more than seven.

We Want EZ

- Ethan Long is tabbed as the No. 37 overall collegiate prospect in the 2022 MLB Draft class by Baseball America.
- The big bat was a little slow getting going this year, but Long has settled into a nice pace and now has three homers on the year and leads the team with 16 RBI and is second on the squad with 12 walks while bringing his average up to .297 and his OBP to .400.
- Long has three homers in the last eight games after having none through the first 14.
- In an area the Sun Devils have struggled with at times this season, Long is third on the team with a .300 average with runners in scoring position (9-of-30).
- Long made the transition to third base this season and so far has been largely efficient there with just two errors thus far.
- Long became the 129th Sun Devil to be named an All-American last season, becoming a consensus selection after being named to teams by Collegiate Baseball News, NCBWA, and Baseball America
- Also earned two freshman All-America nods (CBN/NCBWA) and was a First Team All-Pac-12 pick as well as an ACBA All-West Region second team selection and Pac-12 All-Conference first team pick
- Long Finished the 2021 regular season 22nd nationally and second in the Pac-12 with 16 home runs while finishing 13th nationally and leading the league with a .725 slugging percentage on .340 hitting. He was sixth in the league with 53 RBI. His .340 average remained the same through the postseason, giving him the ninth-highest freshman average in Sun Devil history
- Finished with a team-best 54 RBI, tied with Barry Bonds for fourth in ASU freshman history while his 16 homers on the year surpassed Bonds for second in ASU freshman history behind only Spencer Torkelson (25) and good for Top-Five in the league.
- Behind Long's bat, ASU won five straight weekend series in the last half of the year. He began getting hot with his go-ahead two-RBI eighth inning double off potential Stanford All-American closer Zach Grech on April 16. In the 19-game stretch that started that night and lasted until his hitless weekend against USC in the penultimate series, Long bat .444 with 40 RBI, 15 home runs, eight doubles, a 1.181 slugging percentage, a .500 OBP and an absurd 1.681 OPS. Of his 32 hits in that span, 23 were for extra bases.
- Long was the only player in the Pac-12 to earn multiple Pac-12 Player of the Week nods this season, let alone three. He was the first Pac-12 player to win the honor three times in a season since Hunter Bishop in 2019. Andrew Vaughn of Cal was the last non-Sun Devil to accomplish the feat thrice in one season in 2018 when he was eventually named the Pac-12 Player of the Year.

The Long Con-or

- Sun Devil super senior Conor Davis might be among the oldest players in college baseball, but there is not denying his impact on the Sun Devil program early on.
- After his senior season at Auburn was cut short due to the COVID-19 pandemic, Davis came to ASU as a graduate transfer expecting to fill some of the void left at first base with the departure of 2020 MLB No. 1 overall pick Spencer Torkelson. In ASU's very last fall scrimmage prior to the 2021 campaign, Davis blew out his knee and was forced to sit out the season with ACL surgery.
- Davis' appearance in the lineup on Opening Night was special regardless of the outcome but the "grandpa" - as his teammates call him - made it a night to remember as he launched a 1-2 offering to left field in his very first plate appearance in nearly two seasons - a solo shot that set the pace for ASU in a 3-1 victory.
- Davis is batting .305 on the season to go with a .412 OBP and a .488 slugging percentage.
- He has also drawn a team-best 14 walks this year - also good for ninth in the league. This including a four walk game against BYU that was tied for fifth in ASU single game history - which is good for fourth in the Pac-12 and has struck out just six times in 54 at-bats.
- While ASU as a whole has struggled advancing runners, Davis has exceeded and done so a team-best 27 times on 47 chances (.574).

Nate the Great

- Nate Baez earned All-Pac-12 Honorable Mention accolades as a catcher, despite only playing behind the dish for only the last month and a half of the season.
- Baez has shown plenty of poise as the team's Opening Day starter behind the dish, nine assists (as a catcher) and throwing out five runners - a tally that leads the Pac-12 and includes throwing out San Francisco's Darius Foster, who came into the game 9-for-9 on stolen base attempts this season and was 33-for-37.
- He also has the versatility to play a number of positions and has seen action at second base left field and designated hitter this season.
- Baez already has two grand slams this season - his only two homers of the year - marking him the first Sun Devil to have two in a season since Ike Davis in 2006.
- Baez is batting .267 on the year but is tied for second on the team with 14 RBIs and tied for third with five doubles.
- Nine of his 14 RBIs have come with two outs - a tally that also leads the team.
- Baez bat a team-best .362 over the final 14 games of the 2021 season with team highs in homers (8) and RBI (20) in that stretch while slugging a gaudy .915. All eight of his home runs came in those 14 games
- Finished the year with a .276 average with 26 starts and 41 games played
- All these numbers are notable as he didn't become a fixture in the starting lineup until the Cal series as he has fully taken on his role as the team's backstop, showing off his utility after coming to ASU as an infielder and spending much of his early career there prior to this current stretch.

Welcome to the Jam

- The Sun Devils have made a recent habit of having its relief pitchers inherit baserunners and getting out of games with minimal damage done. Last season, ASU inherited 205 baserunners for the year and allowed just 58 to score (28.3 percent). That total was the second-lowest of any season since 1998 (28.1 percent in 2010).
- ASU's staff has inherited 75 baserunners this season and only 25 have scored (33.3 percent).
- Christian Bodlovich has inherited 36 runners in his career at ASU, with only seven scoring (19.4 percent), including an 2-for-14 count this season.
- Will Levine has been impressive in the category through his career as well with only 6-of-25 scoring and none on six chances this year.

Playing the Field

- The Sun Devils feature a moderately new look infield this year with only Sean McLain starting the season at the position he started last year - second base - and even he has seen more games at the shortstop position after Hunter Haas made the shift from third to shortstop to start the year but has missed several weeks to injury. ASU has "new" faces on the corner infield positions with Ethan Long and Conor Davis while catcher Nate Baez only played the position the final month of the year last season.
- Despite this, the Sun Devils are fielding .977 to start the year - good for fourth in the Pac-12 and Top-50 nationally
- ASU has turned 19 double plays on the year - a tally good for 11th in Division I.
- ASU has had one or fewer errors in 16 of 22 games this year.
- Sean McLain has more defensive assists than any player in the Pac-12 (66) despite missing two games. He has turned 12 double plays as well - 10th in the league
- Nate Baez leads the Pac-12 in throwing out five baserunners attempting to steal this year.
- It's the same tale for ASU as last year, the Sun Devils were likely one of the few teams in the country that did not returning a single position player to their 2020 positions in 2021. ASU's only veteran starter was Drew Swift - who shifted over to shortstop this season after spending the majority of his career at second base.. All other positions on the diamond were replaced by newcomers.
- Despite that, ASU had one or fewer errors in 40 games last year during the regular season, going 29-11 in those.
- In 2021, ASU fielded at a very respectable .976 fielding percentage in the regular season - good for 47th nationally. ASU was first in the nation with 60 double plays turned last season, which is especially impressive since the team had just six in the first 14 games of the season.
- Sean McLain (48), Drew Swift (32) and Hunter Haas (12) all led their respective positions in the Pac-12 in double plays turned in the regular season. McLain and Swift were first and third in the league in the category, regardless of position - incredibly notable as first basemen tend to lead the way in the area.

Adam's Family

- Junior Adam Tulloch was exceptional through the first month of the season and earned Pac-12 Pitcher of the Week after his 7.0 inning, 13 strikeout, 3 ER, no walk victory over San Francisco.
- The victory was Tulloch's third-straight quality start for the Sun Devils. It was the first time a Sun Devil pitch had 13 strikeouts in a game since Jake Borup in 2010 and he was the first Sun Devil to be named a Pac-12 Pitcher of the Week since Ryan Hingst following his no-hitter in 2016. The 13 strikeouts were the most by any Pac-12 pitcher in a game this season.
- In his first four STARTS this year, Tulloch had a 2.16 ERA with a 2-0 record over 25.0 innings pitched. He has struck out 36 batters to just seven walks while holding opponents to a meager .141 batting average.
- Tulloch has cooled in the last week-and-a-half however, struggling against #3 Oregon State and Grand Canyon
- Left-handed batters are hitting just .091 off of Tulloch this year on 3-for-33 hitting.
- One area of weakness for Tulloch has been against lead off men, who are reaching at a .433 clip (13-of-30). He has limited some of that by holding opponents to .238 hitting with runners on but has really excelled once he gets the second out, where batters are hitting just 4-of-29 with two outs (.138).
- Tulloch is currently Top-50 in the nation and fourth in the Pac-12 with 38 strikeouts this season while sitting sixth in the league with a 6.18 hits per nine innings allowed this year.
- Opponents are batting at a paltry .192 clip overall on the season, good for sixth-lowest in the Pac-12.
- Tulloch has allowed just one homer this year, an opposite fielder that just squeaked out of the ballpark against Oregon State - tied for fourth-fewest among Pac-12 pitchers
- Tulloch has given ASU 6.2, 7.0, and 7.0 innings of work in three of his last four starts, notable as he never eclipsed 5.2 innings in any game at West Virginia last year.
- At West Virginia last year, the 17th Round pick of the Dodgers struck out 52 in 37.1 innings pitched, including a 10-strikeout effort against Coastal Carolina.

A Little Luck-ham On Our Side

- While Adam Tulloch has excelled as the Friday night ace for the Devils, Kyle Luckham has been quietly exceptional as he has locked down the Saturday starting role and given ASU a solid 1-2 weekend punch after losing four weekend arms to the MLB Draft this last off-season and waiting from Boyd Vander Kooi to return fully from Tommy John surgery.
- Luckham has ASU's two longest outings of the season, going a career-high 7.2 innings on the road against San Diego State before besting that with an 8.0 inning effort against San Francisco a week later.
- It's notable as Luckham had never gone 7.0+ innings in his career in back-to-back starts, including his time at Cal State Fullerton.
- Luckham has induced a team-best five double play balls.
- His 30.2 innings pitched this season are third in the Pac-12.
- He has struck out 30 batters (10th in the league) to just six walks - the sixth-lowest tally in the Pac-12. The 5.0:1 strikeout to walk ratio is seventh in the league.

Tyler The Negator

- Transfer pitcher Tyler Meyer has been among the most pleasant surprises of the early 2022 campaign, showing off some midweek prowess that ASU has found lacking in recent years.
- In his three **midweek** starts - against 2021 NCAA competitor Nevada, then fourth-ranked Oklahoma State and Preseason Top-25 UC Irvine - Meyer has a 2.45 ERA in 14.2 innings pitched with 16 strikeouts.
- His efforts in midweek games have earned him the nod in the weekend rotation in which he delivered a Herculean effort against #3 Oregon State as he OSU to just four hits in his career-high 7.0 innings of work. He struck out nine Beavers to just two walks, allowing just one run in the second inning - where two of those four hits occurred.
- He earned the win against Nevada and followed it up with only ASU's second quality start of the season against the Cowboys.
- It has been an especially notable effort as Meyer didn't pitch last season after his previous school, Stanislaus State, cancelled its season.

Mr. Rogers' Neighborhood

- Will Rogers came to ASU as a highly touted catching prospect and was drafted by the Brewers this off-season. In the off-season, Rogers did plenty to show his bat needed to be in the lineup, leading to him becoming ASU's day to day starter in left field.
- Rogers leads the team with eight doubles, tied for third in the Pac-12, to go with his four homers.

- Lost in his big bat has been the fact the career catcher has locked down the role as the team's left fielder - a position he had never played until the preseason Sun Devil practices - and has responded with a perfect fielding percentage with 28 putouts and an assist.

Boom Goes the Dynamite

- The Sun Devils are current second in the Pac-12 with 23 home runs this season. Joe Lampe leads the way with six while Conor Davis and Will Rogers each have four
- The team has added 45 doubles on the year as well, good for 28th in the nation and second in the Pac-12. Will Rogers paces the team with eight - good for third in the league.
- ASU has at least one double in all but three games so far this season and multiple doubles in 12 of 22 games.
- The Sun Devils already have four grand slams this year, the most it has had in a season since 2004 (also four). ASU has some work to do for the next milestone as the 2003 Sun Devils had 14 grand slams - an NCAA record.
- Nate Baez is the first Sun Devil to have two grand slams in a season since Ike Davis in 2006.
- ASU hit two grand slams (Will Rogers and Nate Baez) in consecutive innings (6th and 7th) in its 17-8 series clinching win against Dixie State on opening weekend. That was notable as prior to that, the Sun Devils had recorded just one single grand slam at Phoenix Municipal Stadium since moving there in 2015.
- It was the first time ASU had two grand slams in a single game since 2003 when the Sun Devils did so against San Diego State on Jan. 26 (also in consecutive innings in the 3rd and 4th).

Like a Brock

- Brock Peery had as forgettable a first two weeks of action as any pitcher could have, making four appearances with a 21.60 ERA and an 0-1 record as nothing seemed to go his way.
- While many coaches might have shelved him after such a shaky start, Willie Bloomquist and Sam Peraza did not.
- The Sun Devil coaching staff has not hesitated to go back to Peery since that tough start and in the last 15 games, Peery has played in eight games and recorded three saves and a team-low 1.17 ERA in that span over 7.2 innings, recording six strikeouts to just two walks and an HBP while cutting the opponent average to .240.
- Peery has made 12 appearances in ASU's 22 games - a total good for eighth among all NCAA pitchers and first in the Pac-12.

2022 Sun Devil Baseball

HOME RUNS/DOUBLE PLAYS/PITCHING/TROPHY CASE

HOME RUN TRACKER

| Player (Season. No.) | Gm # | Date | Opponent | On Base | Inning | Outs | Count | Score | Final |
|----------------------|------|----------|-------------------|---------|--------|------|-------|-------|----------|
| Conor Davis (1) | 1 | Feb. 18 | Dixie State | 0 | 2 | 0 | 1-2 | 0-0 | 3-1 |
| Joe Lampe (1) | 2 | Feb. 19 | Dixie State | 0 | 3 | 1 | 1-2 | 2-0 | 6-7 (10) |
| Conor Davis (2) | 3 | Feb. 20 | Dixie State | 0 | 2 | 0 | 1-0 | 0-2 | 17-8 |
| Will Rogers (1) | 3 | Feb. 21 | Dixie State | 0 | 5 | 2 | 1-1 | 5-8 | 17-8 |
| Joe Lampe (2) | 3 | Feb. 21 | Dixie State | 1 | 6 | 2 | 1-0 | 6-8 | 17-8 |
| Will Rogers (2) | 3 | Feb. 21 | Dixie State | 3 | 6 | 2 | 1-1 | 8-8 | 17-8 |
| Nate Baez (1) | 3 | Feb. 21 | Dixie State | 3 | 7 | 2 | 2-2 | 13-8 | 17-8 |
| Conor Davis (3) | 8 | March 1 | #4 Oklahoma State | 0 | 1 | 2 | 2-2 | 0-0 | 5-7 |
| Will Rogers (3) | 10 | March 4 | @SDSU | 0 | 2 | 1 | 0-1 | 0-0 | 13-5 |
| Ivan Brethowr (1) | 10 | March 4 | @SDSU | 0 | 2 | 2 | 2-0 | 1-0 | 13-5 |
| Ivan Brethowr (2) | 10 | March 4 | @SDSU | 0 | 8 | 0 | 0-0 | 4-1 | 13-5 |
| Conor Davis (4) | 10 | March 4 | @SDSU | 2 | 9 | 2 | 0-1 | 10-1 | 13-5 |
| Jacob Tobias | 11 | March 5 | @SDSU | 0 | 4 | 0 | 0-1 | 2-0 | 6-4 |
| Joe Lampe (3) | 11 | March 5 | @SDSU | 0 | 5 | 0 | 3-1 | 3-0 | 6-4 |
| Joe Lampe (4) | 12 | March 6 | @SDSU | 0 | 5 | 0 | 2-1 | 2-3 | 3-4 |
| Joe Lampe (5) | 15 | March 11 | San Francisco | 0 | 3 | 2 | 1-0 | 0-2 | 8-5 |
| Ethan Long (1) | 15 | March 11 | San Francisco | 3 | 7 | 1 | 3-2 | 4-3 | 8-5 |
| Will Rogers (4) | 16 | March 12 | San Francisco | 0 | 4 | 0 | 0-0 | 0-2 | 4-2 |
| Joe Lampe (6) | 17 | March 13 | San Francisco | 0 | 1 | 0 | 0-0 | 0-3 | 17-10 |
| Nate Baez (2) | 17 | March 13 | San Francisco | 3 | 8 | 2 | 1-2 | 13-10 | 17-10 |
| Sean McLain (1) | 18 | March 13 | Missouri | 0 | 8 | 2 | 0-0 | 3-6 | 4-6 |
| Ethan Long (2) | 22 | March 22 | GCU | 1 | 1 | 1 | 2-2 | 0-3 | 5-7 |
| Ethan Long (3) | 22 | March 22 | GCU | 0 | 8 | 1 | 0-1 | 4-7 | 5-7 |

GAME-WINNING RBI/Run (RBI/Run [When not an RBI] Responsible for the Go-Ahead Run and a Lead Not Relinquished)

| Player | Gm # | Date | Opponent | Season # | Inning | Outs | Count | Result | Final |
|--------------|------|----------|-------------------|----------|--------|------|-------|--------------|-------|
| Conor Davis | 1 | Feb. 18 | Dixie State | 1 | 2 | 0 | 1-2 | SOLO HR 7 | 3-1 |
| Will Rogers | 3 | Feb. 20 | Dixie State | 1 | 6 | 2 | 1-1 | GRAND SLAM 7 | 17-8 |
| Nate Baez | 4 | Feb. 22 | Nevada | 1 | 2 | 1 | 0-1 | 2B LL RBI | 3-1 |
| Will Rogers | 10 | March 4 | @SDSU | 2 | 2 | 1 | 0-1 | SOLO HR 7 | 13-5 |
| Conor Davis | 11 | March 5 | @SDSU | 2 | 1 | 1 | 0-0 | FC6 RBI | 6-4 |
| Ethan Long | 15 | March 11 | San Francisco | 1 | 6 | 0 | 1-0 | 3B RC RBI | 8-5 |
| Sean McLain | 16 | March 12 | San Francisco | 1 | 7 | 1 | 0-1 | 1B 7 RBI | 4-2 |
| Sean McLain | 17 | March 13 | San Francisco | 2 | 7 | 1 | 0-0 | FC 3 RBI | 17-10 |
| Jacob Tobias | 21 | March 20 | @ #4 Oregon State | 1 | 9 | 1 | 3-2 | BB RBI | 3-1 |

DOUBLE PLAYS (17)

| Gm # | Date | Opponent | Pitcher (SZN #) | Scoring | Players | Inning | Outs | Score | Final |
|-------------|------|-------------|-----------------|----------|--------------------------|--------|------|-------|-------|
| 2-Feb. 19 | | Dixie State | Osman (1) | KS 26 DP | Campos-Haas | 5 | 1 | 3-4 | 6-7 |
| 3-Feb. 20 | | Dixie State | Levine (1) | 463 GDP | McLain-Haas-Davis | 6 | 0 | 6-8 | 17-8 |
| 4-Feb. 22 | | Nevada | Webster (1) | 643 GDP | Haas-McLain-Davis | 9 | 0 | 3-1 | 3-1 |
| 5-Feb. 24 | | BYU | Luckham (1) | 643 GDP | Haas-McLain-Davis | 2 | 1 | 0-0 | 2-4 |
| 5-Feb. 24 | | BYU | Luckham (2) | 19-6 DP | Murphy-Haas | 4 | 1 | 0-0 | 2-4 |
| 7-Feb. 26 | | BYU | Lucas (1) | 463 GDP | Champagne-McLain-Davis | 6 | 1 | 1-9 | 3-19 |
| 7-Feb. 26 | | BYU | Cacchione (1) | 543 GDP | Long-Champagne-Davis | 8 | 0 | 1-15 | 3-19 |
| 8-March 1 | | #4 OK State | Meyer (1) | 543 GDP | Long-Champagne-Davis | 3 | 0 | 1-0 | 5-7 |
| 9-March 2 | | #4 OK State | Glenn (1) | 643 GDP | Magee-Champagne-Pivaroff | 6 | 1 | 6-7 | 6-11 |
| 10-March 4 | | @SDSU | Cacchione (2) | 543 GDP | Pivaroff-Champagne-Davis | 9 | 1 | 13-5 | 13-5 |
| 11-March 5 | | @SDSU | Luckham (3) | 643 GDP | McLain-Champagne-Davis | 5 | 1 | 5-3 | 6-4 |
| 11-March 5 | | @SDSU | Luckham (4) | 643 GDP | McLain-Davis | 6 | 1 | 5-3 | 6-4 |
| 14-March 9 | | @UC Irvine | Walker (1) | 643 GDP | McLain-Champagne-Davis | 1 | 0 | 0-0 | 2-3 |
| 16-March 12 | | USF | Luckham (5) | 6U-3 GDP | McLain-Davis | 3 | 1 | 0-1 | 4-2 |
| 17-March 13 | | USF | Levine (2) | 643 GDP | McLain-Magee-Davis | 4 | 1 | 2-6 | 17-10 |
| 17-March 13 | | USF | Levine (3) | 463 GDP | Magee-McLain-Davis | 5 | 0 | 2-6 | 17-10 |
| 18-March 13 | | MIZZ | Peery (1) | 643 GDP | McLain-Champagne-Davis | 9 | 1 | 4-6 | 4-6 |
| 20-March 19 | | @ #4 OSU | Glenn (2) | 643 GDP | McLain-Champagne-Davis | 7 | 1 | 2-9 | 2-12 |
| 22-March 22 | | GCU | Webster (2) | 153 DP | Long-Davis | 5 | 1 | 2-4 | 5-7 |

2022 TROPHY CASE

ADAM TULLOCH –

Pac-12 Pitcher of the Week (March 14)

2021 TROPHY CASE/2022 Preseason Recognition

ETHAN LONG –

Collegiate Baseball News Preseason All-American (1st Team)

D1Baseball Preseason All-American (2nd Team)

Perfect Game Preseason All-American (3rd Team)

Golden Spikes Award Preseason Watch List

Collegiate Baseball News All-American (Second Team/DH)

Baseball America All-American (Second Team/1B)

NCBWA All-American (Third Team/DH)

Collegiate Baseball News Freshman All-American

NCBWA Freshman All-American (Second Team/DH)

ACBA All-West Region (Second Team/DH)

Pac-12 All-Conference (First Team/DH)

SEAN MCLAIN –

Golden Spikes Award Preseason Watch List

Baseball America Preseason All-American (3rd Team)

Collegiate Baseball News Freshman All-American

Pac-12 All-Conference (Honorable Mention/INF)

ABCA All-West Region (First Team/2B)

HUNTER HAAS –

Collegiate Baseball News Freshman All-American

Pac-12 All-Defensive Team (3B)

ABCA All-West Region (Second Team/3B)

ABCA/Rawlings Gold Glove Finalist (3B)

JOE LAMPE –

Pac-12 All-Defensive Team (OF)

ABCA/Rawlings Gold Glove Finalist (OF)

NATE BAEZ –

Pac-12 All-Conference (Honorable Mention/C)

DREW SWIFT – Shortstop

Pac-12 Defensive Player of the Year

SAVES

| No. | Date | Opponent | Pitcher (Save #) | IP (H, R-ER, BB, K) |
|-----|------|---------------|-------------------------|---------------------|
| 1 | 2/18 | Dixie State | Will Levine (1) | 1.2 (3, 1-1, 0, 1) |
| 2 | 2/22 | Nevada | Chase Webster (1) | 3.0 (1, 0-0, 1, 4) |
| 3 | 3/5 | @SDSU | Brock Peery (1) | 1.1 (1, 1-1, 0, 1) |
| 4 | 3/12 | San Francisco | Brock Peery (2) | 1.0 (0, 0-0, 0, 1) |
| 5 | 3/13 | San Francisco | Christian Bodlovich (1) | 1.2 (2, 0-0, 0, 4) |
| 6 | 3/20 | @ #3 OSU | Brock Peery (3) | 1.0 (1, 0-0, 0, 3) |

QUALITY STARTS

| No. | Date | Opponent | Pitcher (QS #) | IP (H, R-ER, BB, K) |
|-----|------|---------------|------------------|---------------------|
| 1 | 2/25 | BYU | Adam Tulloch (1) | 6.2 (2, 2-2, 4, 8) |
| 2 | 3/1 | #4 OK State | Tyler Meyer (1) | 6.0 (4, 1-1, 2, 4) |
| 3 | 3/4 | @SDSU | Adam Tulloch (2) | 7.0 (5, 1-1, 1, 8) |
| 4 | 3/5 | SDSU | Kyle Luckham (1) | 7.2 (3, 3-3, 3, 7) |
| 5 | 3/9 | @UC Irvine | Jacob Walker (1) | 6.1 (6, 2-2, 0, 3) |
| 6 | 3/11 | San Francisco | Adam Tulloch (3) | 7.0 (5, 3-3, 0, 13) |
| 7 | 3/12 | San Francisco | Kyle Luckham (2) | 8.0 (7, 2-2, 0, 9) |
| 8 | 3/22 | GCU | Tyler Meyer (2) | 7.0 (4, 1-1, 2, 9) |

2022 Sun Devil Baseball

SERIES STATS AND INDIVIDUAL STREAKS

SERIES STATS

| HITTING | W-L | AVG. | R | H | 2B | 3B | HR | RBI | BB | SO |
|-------------------|-----|------|----|----|----|----|----|-----|----|----|
| DIXIE STATE | 2-1 | .315 | 26 | 23 | 10 | 0 | 7 | 23 | 13 | 27 |
| BYU | 0-3 | .235 | 10 | 23 | 5 | 0 | 0 | 8 | 14 | 29 |
| #4 OKLAHOMA STATE | 0-2 | .301 | 11 | 22 | 7 | 0 | 1 | 10 | 9 | 14 |
| @ SAN DIEGO STATE | 2-1 | .339 | 22 | 39 | 8 | 2 | 7 | 22 | 11 | 21 |
| @ UC IRVINE | 0-2 | .213 | 5 | 16 | 3 | 0 | 0 | 2 | 4 | 18 |
| SAN FRANCISCO | 3-0 | .316 | 29 | 30 | 3 | 2 | 5 | 27 | 23 | 16 |
| @ #3 OREGON STATE | 1-2 | .122 | 5 | 11 | 4 | 0 | 0 | 5 | 10 | 33 |

| PITCHING | W-L | ERA | H | R | ER | BB | SO | SV | SCORE |
|-------------------|-----|-------|----|----|----|----|----|----|-------|
| DIXIE STATE | 2-1 | 3.86 | 25 | 16 | 12 | 12 | 25 | 1 | 26-16 |
| BYU | 0-3 | 9.00 | 33 | 29 | 27 | 16 | 28 | 0 | 10-29 |
| #4 OKLAHOMA STATE | 0-2 | 8.00 | 22 | 18 | 16 | 15 | 13 | 0 | 11-18 |
| @ SAN DIEGO STATE | 2-1 | 3.81 | 21 | 13 | 11 | 12 | 25 | 1 | 22-13 |
| @ UC IRVINE | 0-2 | 3.20 | 20 | 7 | 7 | 8 | 16 | 0 | 5-7 |
| SAN FRANCISCO | 3-0 | 5.33 | 31 | 17 | 16 | 3 | 35 | 2 | 29-17 |
| @ #3 OREGON STATE | 1-2 | 11.16 | 36 | 34 | 31 | 22 | 27 | 1 | 5-34 |

STREAKS AND SUPERLATIVES

| Multiple Hit Games | 2 | 3 | 4 | 5+ | Total |
|--------------------|----|----|---|----|-------|
| Lampe, Joe | 6 | 2 | 1 | - | 9 |
| Davis, Conor | 4 | 3 | - | - | 7 |
| Long, Ethan | 5 | 2 | - | - | 7 |
| McLain, Sean | 4 | 1 | 1 | - | 6 |
| Baez, Nate | 6 | - | - | - | 6 |
| Rogers, Will | 3 | 2 | - | - | 5 |
| Murphy, Kai | 3 | 1 | - | - | 4 |
| Champagne, Alex | 1 | 1 | - | - | 2 |
| Tobias, Jacob | 1 | - | - | - | 1 |
| Brethowr, Ivan | - | 1 | - | - | 1 |
| Haas, Hunter | 1 | - | - | - | 1 |
| Campos, Ryan | 1 | - | - | - | 1 |
| TEAM | 35 | 13 | 2 | 0 | 50 |

| Multiple RBI Games | 2 | 3 | 4 | 5+ | Total |
|--------------------|---|---|---|----|-------|
| Davis, Conor | 2 | - | 2 | - | 4 |
| Lampe, Joe | 2 | 1 | - | - | 3 |
| Baez, Nate | - | - | 1 | 1 | 2 |
| Long, Ethan | - | 1 | - | 1 | 2 |
| McLain, Sean | 1 | 1 | - | - | 2 |
| Champagne, Alex | 1 | - | - | - | 1 |
| Brethowr, Ivan | - | 1 | - | - | 1 |
| Rogers, Will | - | - | - | 1 | 1 |
| Haas, Hunter | 1 | - | - | - | 1 |
| TEAM | 7 | 4 | 3 | 3 | 17 |

| Hitting Streaks | Longest | Current |
|-----------------|---------|---------|
| Long, Ethan | 8 | 1 |
| Baez, Nate | 7 | - |
| Rogers, Will | 6 | - |
| Murphy, Kai | 6 | - |
| Davis, Conor | 6 | - |
| McLain, Sean | 5 | 2 |
| Tobias, Jacob | 5 | - |
| Champagne, Alex | 5 | 1 |
| Lampe, Joe | 4 | 1 |
| Haas, Hunter | 2 | - |
| Campos, Ryan | 2 | 1 |
| Lucas, Andrew | 1 | 1 |

| Reached Base Streaks | Longest | Current |
|----------------------|---------|---------|
| McLain, Sean | 20 | 20 |
| Long, Ethan | 15 | 15 |
| Davis, Conor | 10 | 3 |
| Baez, Nate | 8 | - |
| Lampe, Joe | 7 | 2 |
| Rogers, Will | 6 | - |
| Murphy, Kai | 6 | - |
| Champagne, Alex | 5 | 1 |
| Tobias, Jacob | 5 | 3 |
| Haas, Hunter | 4 | 4 |
| Pivaroff, Blake | 3 | - |
| Brethowr, Ivan | 3 | 3 |

2022 Sun Devil Baseball

ROSTER

PITCHERS (17)

| No. | Name | Yr | B/T | HT | WT | Hometown (High School) |
|-----|---------------------|--------|-----|-------|-----|---|
| 10 | Christian Bodlovich | RS So. | R/R | 6'0" | 205 | San Pedro, Calif. (Mira Costa) |
| 3 | Dom Cacchione | RS Jr. | R/R | 6'2" | 175 | Menlo Park, Calif. (Sacred Heart Prep) |
| 39 | Luis Cañez | Jr. | R/R | 6'0" | 200 | Hermosillo, Mexi. (Phoenix College) |
| 15 | Jared Glenn | So. | L/R | 6'4" | 195 | Ladera Ranch, Calif. (JSerra) |
| 31 | Josh Hansell | So. | R/R | 6'6" | 215 | Chandler, Ariz. (Seton Catholic/Wichita St.) |
| 4 | Luke La Flam | RS Jr. | R/R | 6'2" | 200 | Aurora, Colo. (Grandview) |
| 25 | Will Levine | RS Jr. | R/R | 6'2" | 210 | Mission Viejo, Calif. (Mission Viejo) |
| 45 | Andrew Lucas | RS Jr. | R/R | 5'11" | 185 | Camarillo, Calif. (Camarillo/CSUN/ So. Mtn) |
| 44 | Kyle Luckham | RS Jr. | R/R | 6'2" | 210 | Fullerton, Calif. (El Dorado/Cal St. Fullerton) |
| 43 | Danny Marshall | RS So. | L/L | 6'0" | 160 | Queen Creek, Ariz. (Queen Creek/Chndlr-Gil) |
| 13 | Tyler Meyer | RS So. | R/R | 6'3" | 205 | Riverbank, Calif. (Big Valley Chris/Stanislaus) |
| 26 | Graham Osman | RS So. | L/L | 6'3" | 185 | Morrison, Colo. (Colorado Academy) |
| 33 | Brock Peery | So. | R/R | 6'0" | 195 | Peoria, Ariz. (Moutain Ridge) |
| 36 | Adam Tulloch | RS Jr. | L/L | 6'2" | 205 | Weston, Flori. (Western/West Virginia) |
| 19 | Boyd Vander Kooi | RS Sr. | R/R | 6'5" | 225 | Mesa, Ariz. (Skyline) |
| 46 | Jacob Walker | RS Sr. | R/R | 6'7" | 215 | Phoenix, Ariz. (Pinnacle/Davidson) |
| 40 | Chase Webster | RS Jr. | R/R | 6'4" | 225 | Gilbert, Ariz. (Mesquite/Chndlr-Gil/Tex. Tech) |

CATCHERS (4)

| | | | | | | |
|----|-----------------|--------|-----|-------|-----|---|
| 12 | Nathan Baez | RS So. | R/R | 6'1" | 200 | Oro Valley, Ariz. (Ironwood Ridge) |
| 41 | Bronson Balholm | RS Sr. | S/R | 5'10" | 180 | Los Angeles, Calif. (Notre Dame/Beloit Coll.) |
| 17 | Ryan Campos | Fr. | L/R | 5'9" | 180 | Mesa, Ariz. (Red Mountain) |
| 21 | Will Rogers | Fr. | R/R | 6'1" | 210 | Shoreview, Minnes. (Moundview) |

INFIELDERS (8)

| | | | | | | |
|----|----------------|--------|-----|-------|-----|--|
| 37 | Alex Champagne | Fr. | L/R | 5'8" | 165 | Littleton, Colo. (Heritage) |
| 7 | Conor Davis | RS Sr. | R/R | 6'3" | 220 | Roswell, Geor. (Blessed Catholic/Auburn) |
| 27 | Hunter Haas | So. | R/R | 6'0" | 175 | Phoenix, Ariz. (Corona Del Sol) |
| 35 | Ethan Long | So. | R/R | 6'2" | 215 | Gilbert, Ariz. (Mountain Pointe) |
| 8 | Cam Magee | Fr. | L/R | 6'1" | 185 | Anaheim, Calif. (Cayon) |
| 2 | Sean McLain | RS So. | R/R | 5'11" | 180 | Tustin, Calif. (Arnold D. Beckman) |
| 9 | Blake Pivaroff | So. | L/R | 6'0" | 200 | Laguna Beach, Calif. (Laguna Beach) |
| 18 | Jacob Tobias | Fr. | L/R | 6'1" | 240 | Bakersfield, Calif. (Liberty) |

OUTFIELDERS (6)

| | | | | | | |
|----|-----------------|--------|-----|------|-----|---|
| 28 | Ivan Brethowr | Fr. | R/R | 6'6" | 240 | Olathe, Kansas (St. Thomas Aquinas) |
| 23 | Michael Brueser | So. | R/R | 6'1" | 200 | Chandler, Ariz. (Hamilton) |
| 11 | Kade Higgins | So. | L/R | 6'3" | 205 | Las Vegas, Nev. (Spring Valley) |
| 5 | Joe Lampe | RS So. | L/R | 6'0" | 185 | Petaluma, Calif. (Casa Grande/Santa Rosa) |
| 6 | Kai Murphy | RS So. | L/L | 5'8" | 175 | Mesa, Ariz. (Red Mountain/Oregon State) |
| 32 | Trey Rucker | Fr. | R/R | 6'0" | 200 | Boerne, Texas (IMG Academy) |

- 30 Head Coach:** Willie Bloomquist
16 Assistant Coach/Third Base Coach: Mike Goff
20 Pitching Coach/Recruiting Coordinator: Sam Peraza
24 Hitting Coach: Travis Buck
38 Student Assistant Coach: Brady Corrigan
 Director of Operations: Daniel Stolper
 Sports Medicine/Rehabilitation: Jesse Lowman
 Strength and Conditioning: Tim Gifford

2022 Sun Devil Baseball

ROSTERS

NUMERICAL

| No. | Name | Yr | Pos. | B/T | HT | WT | Hometown (High School) |
|-----|----------------------|--------|---------|-----|-------|-----|--|
| 2 | McLain, Sean | RS So. | INF | R/R | 5'11" | 180 | Tustin, Calif. (Arnold D. Beckman) |
| 3 | Cacchione, Dom | RS Jr. | RHP | R/R | 6'2" | 175 | Menlo Park, Calif. (Sacred Heart Prep) |
| 4 | La Flam, Luke | RS Jr. | RHP | R/R | 6'2" | 200 | Aurora, Colo. (Grandview) |
| 5 | Lampe, Joe | RS So. | OF | L/R | 6'0" | 185 | Petaluma, Calif. (Casa Grande/Santa Rosa) |
| 6 | Murphy, Kai | RS So. | OF/LHP | L/L | 5'8" | 175 | Mesa, Ariz. (Red Mountain/Oregon State) |
| 7 | Davis, Conor | RS Sr. | INF | R/R | 6'3" | 220 | Roswell, Ga. (Blessed Catholic/Auburn) |
| 8 | Magee, Cam | Fr. | INF | L/R | 6'1" | 185 | Anaheim, Calif. (Canyon) |
| 9 | Pivaroff, Blake | So. | INF/RHP | L/R | 6'0" | 200 | Laguna Beach, Calif. (Laguna Beach) |
| 10 | Bodlovich, Christian | RS So. | RHP | R/R | 6'0" | 205 | San Pedro, Calif. (Mira Costa) |
| 11 | Higgins, Kade | So. | OF | L/R | 6'3" | 205 | Las Vegas, Nev. (Spring Valley) |
| 12 | Baez, Nate | RS So. | C/UTL | R/R | 6'1" | 200 | Oro Valley, Ariz. (Ironwood Ridge) |
| 13 | Meyer, Tyler | RS So. | RHP | R/R | 6'3" | 205 | Riverbank, Calif. (Big Valley Christian/Stanslaus State) |
| 15 | Glenn, Jared | So. | RHP | L/R | 6'4" | 195 | Ladera Ranch, Calif. (JSerra) |
| 17 | Campos, Ryan | Fr. | C/UTL | L/R | 5'9" | 180 | Mesa, Ariz. (Red Mountain) |
| 18 | Tobias, Jacob | Fr. | INF | L/R | 6'1" | 240 | Bakersfield, Calif. (Liberty) |
| 19 | Vander Kooi, Boyd | RS Sr. | RHP | R/R | 6'5" | 225 | Mesa, Ariz. (Skyline) |
| 21 | Rogers, Will | Fr. | C/OF | R/R | 6'1" | 210 | Shoreview, Minn. (Moundsview) |
| 23 | Brueser, Michael | So. | OF | R/R | 6'1" | 200 | Chandler, Ariz. (Hamilton) |
| 25 | Levine, Will | RS Jr. | RHP | R/R | 6'2" | 210 | Mission Viejo, Calif. (Mission Viejo) |
| 26 | Osman, Graham | RS So. | LHP | L/L | 6'3" | 185 | Morrison, Colo. (Colorado Academy) |
| 27 | Haas, Hunter | So. | INF | R/R | 6'0" | 175 | Phoenix, Ariz. (Corona Del Sol) |
| 28 | Brethowr, Ivan | Fr. | OF/INF | R/R | 6'6" | 240 | Olathe, Kansas (St. Thomas Aquinas) |
| 31 | Hansell, Josh | So. | RHP | R/R | 6'6" | 215 | Chandler, Ariz. (Seton Catholic/Wichita St.) |
| 32 | Rucker, Trey | Fr. | OF | R/R | 6'0" | 200 | Boerne, Texas (IMG Academy) |
| 33 | Peery, Brock | So. | RHP | R/R | 6'0" | 195 | Peoria, Ariz. (Mountain Ridge) |
| 35 | Long, Ethan | So. | INF | R/R | 6'2" | 215 | Gilbert, Ariz. (Mountain Pointe) |
| 36 | Tulloch, Adam | RS Jr. | LHP | L/L | 6'2" | 205 | Weston, Fla. (Western College of Central Fla./West Virginia) |
| 37 | Champagne, Alex | Fr. | INF | L/R | 5'8" | 165 | Littleton, Colo. (Heritage) |
| 39 | Cañez, Luis | Jr. | RHP | R/R | 6'0" | 200 | Hermosillo, Sonora, Mexico (Phoenix College) |
| 40 | Webster, Chase | RS Jr. | RHP | R/R | 6'4" | 225 | Gilbert, Ariz. (Mesquite/Chandler-Gilbert/Texas Tech) |
| 41 | Balholm, Bronson | RS Sr. | C | S/R | 5'10" | 180 | Los Angeles, Calif. (Notre Dame HS/Beloit) |
| 43 | Marshall, Danny | RS So. | LHP | L/L | 6'0" | 160 | Queen Creek, Ariz. (Queen Creek/Chandler-Gilbert) |
| 44 | Luckham, Kyle | RS Jr. | RHP | R/R | 6'2" | 210 | Fullerton, Calif. (El Dorado/Cal State Fullerton) |
| 45 | Lucas, Andrew | RS Jr. | RHP | R/R | 5'11" | 185 | Camarillo, Calif. (Camarillo/CSUN/ South Mountain) |
| 46 | Walker, Jacob | RS Sr. | RHP | R/R | 6'7" | 215 | Phoenix, Ariz. (Pinnacle/Davidson) |

ALPHABETICAL

| No. | Name | Pos. |
|-----|----------------------|---------|
| 12 | Baez, Nate | C/UTL |
| 41 | Balholm, Bronson | C |
| 10 | Bodlovich, Christian | RHP |
| 28 | Brethowr, Ivan | OF/INF |
| 23 | Brueser, Michael | OF |
| 3 | Cacchione, Dom | RHP |
| 17 | Campos, Ryan | C/UTL |
| 39 | Cañez, Luis | RHP |
| 37 | Champagne, Alex | INF |
| 7 | Davis, Conor | INF |
| 15 | Glenn, Jared | RHP |
| 27 | Haas, Hunter | INF |
| 31 | Hansell, Josh | RHP |
| 11 | Higgins, Kade | OF |
| 4 | La Flam, Luke | RHP |
| 5 | Lampe, Joe | OF |
| 25 | Levine, Will | RHP |
| 35 | Long, Ethan | INF |
| 45 | Lucas, Andrew | RHP |
| 44 | Luckham, Kyle | RHP |
| 8 | Magee, Cam | INF |
| 43 | Marshall, Danny | LHP |
| 2 | McLain, Sean | INF |
| 13 | Meyer, Tyler | RHP |
| 6 | Murphy, Kai | OF/LHP |
| 26 | Osman, Graham | LHP |
| 33 | Peery, Brock | RHP |
| 9 | Pivaroff, Blake | INF/RHP |
| 21 | Rogers, Will | C/OF |
| 32 | Rucker, Trey | OF |
| 18 | Tobias, Jacob | INF |
| 36 | Tulloch, Adam | LHP |
| 19 | Vander Kooi, Boyd | RHP |
| 46 | Walker, Jacob | RHP |
| 40 | Webster, Chase | RHP |

BY POSITION

| | |
|-------------|----|
| Catchers | 4 |
| Pitchers | 17 |
| Infielders | 8 |
| Outfielders | 6 |

BY CLASS

| | |
|------------|----|
| Seniors | 4 |
| Juniors | 8 |
| Sophomores | 16 |
| Freshmen | 7 |

BATTING

| | |
|----------|---|
| Lefties | 8 |
| Righties | 9 |
| Switch | 1 |

PITCHING

| | |
|----------|----|
| Righties | 14 |
| Lefties | 3 |

PRO-NUN-SEE-AY-SHUNS

Nathan Baez – BYE-ezz
 Christian Bodlovich – BOD-low-vich
 Ivan Brethowr – EYE-ven BREATH-ow-er
 Michael Brueser – BREW-zer
 Dom Cacchione – cuh-SHONE
 Alex Champagne – Like the beverage
 Hunter Haas – HAWS
 Josh Hansell – HAN-sell
 Luke La Flam – luh FLAMM

Joe Lampe – LAMP-ee
 Will Levine – leh-VEEN
 Kyle Luckham – LUCK-um
 Tyler Meyer – MY-er
 Graham Osman – OZ-men
 Blake Pivaroff – pivv-uh-ROFF
 Jacob Tobias – toe-bye-us
 Adam Tulluch – tull-UCK
 Boyd Vander Kooi – van-der-coy

Five-Time NCAA Champions (1965, 1967, 1969, 1977, 1981) | 22 College World Series Appearances | 21 Conference Championships

41 NCAA Postseason Appearances | 129 All-Americans | 14 National Players of the Year

459 Major League Baseball Draft Picks | 112 Major Leaguers | 12 College Baseball Hall of Fame Members

TWITTER: @ASU_BASEBALL

INSTAGRAM: @ASU_BASEBALL

FACEBOOK: SUNDEVILBASEBALL

2022 Sun Devil Baseball

LAST TIME

Hitting Categories

| | |
|---|--|
| Hit a grand slam..... | Will Rogers and Nate Baez, Feb. 20, 2022 vs. Dixie State (W17-8) |
| Team hit two grand slams..... | Will Rogers and Nate Baez, Feb. 20, 2022 vs. Dixie State (W17-8) |
| Team hit five or more home runs..... | 5, Feb. 20, 2022 vs. Dixie State (W17-8) |
| Hit a walkoff HR..... | Ethan Long (3-run shot), May 14, 2021, vs. #23 Oregon State (W, 9-6) |
| Led off the game with a HR..... | Joe Lampe (1st pitch), March 13, 2022 vs. San Francisco (W, 17-10) |
| Hit for the cycle..... | Travis Buck, March 7, 2003 vs. Southern Utah (W, 19-0) |
| Team hit for the cycle to open the game..... | April 27, 2003 vs. Washington State (HR/2B/1B/3B) |
| Team hit for the cycle on four consecutive batters..... | April 18, 2019 at Utah (2B, 3B, 1B, HR in 12th inning) |
| Hit back-to-back HRs..... | Joe Lampe (2-run shot) and Drew Swift, Feb. 27, 2020 vs. Hawaii (W, 9-8) |
| Hit back-to-back-to-back HRs..... | Trevor Hauver, Spencer Torkelson, Hunter Bishop, April 12, 2019 vs. #3 Oregon State (L, 4-6) |
| Hit two HRs in one game..... | Ivan Brethow, March 5, 2022 at San Diego State (W, 13-5) |
| Switch hitter homered from both sides in one game..... | Gage Workman, March 8, 2020, vs. Fresno State (W, 8-3) |
| A freshman hit two HR in one game..... | Ivan Brethow, March 5, 2022 at San Diego State (W, 13-5) |
| Hit three HRs in one game..... | Joey DeMichele, May 1, 2011 vs Stanford (TIES ASU RECORD) |
| Reached base 6+ times in one game..... | 6, Joe Lampe, March 13, 2022, vs. San Francisco |
| A player hit two grand slams in one season..... | 2, Nate Baez, 2022 |
| Had five hits in one game..... | Trevor Hauver, April 2, 2019, vs. Long Beach State (5-for-6) |
| Had six hits in one game..... | Travis Buck, March 13, 2005 vs Western Illinois (went 6-for-8, 3 RBI) |
| Had seven hits in one game..... | Jerry Mantlo, February 6, 1972 vs. Michigan |
| Had three doubles in one game..... | Alika Williams, March 3, 2019 vs. Michigan State (W, 13-2) |
| Had four doubles in one game..... | Travis Buck, February 28, 2004 vs. Connecticut (W, 16-5) |
| Hit two triples in one game..... | Gage Canning, March 3, 2018 vs. Oklahoma State |
| Had seven RBI in one game..... | Trevor Hauver, Feb. 24, 2019 vs. UC Davis (W, 17-2) |
| Had eight RBI in one game..... | Kiel Roling, March 17, 2007 vs. Maine |
| Had nine RBI in one game..... | Jeremy West, April 27, 2003 vs. Washington State |
| Stole four bases in one game..... | Drew Maggi, April 10, 2010 at Washington St. (TIES ASU RECORD) |
| Stole home..... | Jacob Tobias, March 13, 2022 vs. San Francisco |
| Struck out four or more times in one game..... | 4, Gage Workman, Feb. 25, 2020 vs. New Mexico State (W, 6-5 (10 inn)) |
| Hitter stranded six runners on base..... | Joe Lampe (7), May 22, 2021 at USC (L, 1-6) |
| Recorded 13 total bases..... | Gage Canning (13), April 27, Gage Canning, March 18, 2018 vs. Oregon (2 HR, 1 3B, 2 1B) |
| Had an inside-the-park home run..... | Hunter Haas, Feb. 27, 2020 vs. Hawaii (W, 6-5) |
| Had an inside-the-park home run AND a traditional home run in one game..... | Gage Canning, March 18, 2018 vs. Oregon (W, 18-4) |
| Scored five runs in one game..... | 5, Joe Lampe, vs. San Francisco, March 13, 2022 (W, 17-10) |
| Was hit by a pitch two or more times..... | 2, Sean McLain, vs. Oregon State, May 16, 2021 |
| Team was hit by 5+ pitches..... | 5, May 11, 2021 at Nevada |
| Walked 4+ times..... | 4, Connor Davis, Feb. 25, 2022 vs. BYU (L, 5-6) |
| Opponent hit two HRs in one game..... | 2, Noah Cardenas, vs. #19 UCLA, May 30, 2021 (L, 0-3) |
| Opponent hit a walkoff HR..... | Evan Williams, at Oregon, March 23, 2019 (off Brady Corrigan) |
| Opponent hit a leadoff HR..... | Andy Lentz (Washington), May 17, 2008 at Packard Stadium (off Josh Satow) |

Pitching Categories

| | |
|--|--|
| Threw a no-hitter..... | Ryan Hingst, March 25, 2016 vs. Utah, (W, 5-0) |
| Threw a perfect game..... | Eddie Bane, March 2, 1973, vs. Cal State Northridge (W, 9-0) |
| Threw a one-hitter..... | Individual - Brian Flores, May 20, 2007 at Oregon State (W, 8-1) |
| Threw a two-hitter..... | Team - Feb. 21, 2021 vs. Sacramento State (W, 3-1) |
| Were no-hit..... | Will Waldrip, Jan. 23, 1999 vs. Hawaii-Hilo (W, 3-0) |
| Were one-hit..... | Phil Keller, March 23, 1970 vs. Stanford (L, 0-0) |
| Threw a complete game..... | Noah Bremer, at Washington, May 12, 2017 (L, 0-4) |
| Threw a complete game shutout..... | Justin Fall, May 8, 2021 at Cal (W, 6-3) |
| Threw back-to-back complete games..... | Eli Lingos, March 30, 2018 at Washington St. (W, 7-0) |
| Threw back-to-back complete game shutouts..... | Trevor Williams, 3/1/13 vs. Pacific (W, 8-1) and 3/9 vs. Long Beach State (W, 4-0) |
| Had an opposing pitcher throw a complete game..... | Brady Rodgers/Kramer, Champlin, May 20 and 21, 2011 at Washington |
| Shut out an opponent (five or more pitchers)..... | Noah Bremer, at Washington, May 12, 2017 (L, 0-4) |
| Shut out an opponent in back to back games (one or more pitchers)..... | March 7, 2021 vs. Utah (5-0, 8 pitchers - school record) |
| ASU was shutout..... | March 7 and 12, 2021 vs. Utah and Cal State Fullerton (5-0 and 10-0) |
| Struck out 10 or more batters in a game..... | vs. #3 Oregon State, March 18, 2022 (L, 0-21) |
| Team struck out 18 or more batters..... | 11 (7.1 IP), Tyler Thornton, April 30, 2021 vs. Rhode Island (W, 9-6) |
| Had back-to-back starts with 10 strikeouts..... | 20, April 9, 2021 at Washington (W, 3-2 (15)) |
| Individual struck out 15 or more batters in a game..... | Alec Marsh (10 in each), May 10, 2019 at Nebraska and May 17, 2019 at Cal |
| Had an opposing pitcher strike out 10 or more Sun Devils..... | Mike Leake (15), May 30, 2009 vs. Oral Roberts (CG, 4-1 Win in Tempe Regional) |
| Did not walk a batter (complete game)..... | Cooper Hjerpe (12), at #3 Oregon State, March 18, 2022 (L, 0-21) |
| Recorded 10 wins in a season..... | Ryan Kellogg, May 14, 2015 vs. Washington State (W, 5-0) |
| Hit three batters in a game..... | Ryan Kellogg, 11-1 (2013) |
| Starting pitcher hit a home run in a game..... | Tyler Thornton (3), April 30, 2021 vs. Rhode Island (W, 9-6) |
| Reliever pitched 6.0+ innings in relief..... | Erik Tolman, April 23, 2019 vs. UNLV (W, 9-2) |
| Used 10+ pitchers..... | 7.0 (Save), Tyler Thornton, April 30, 2021 vs. Rhode Island (W, 9-6) |
| Pitcher went 7.0 innings with one hit or less..... | 12, April 21, 2021 at GCU (school record) |
| | 1 hit in 7.0 IP, Kai Murphy (starting debut), May 9, 2021 at Cal (W, 7-2) |

Fielding Categories

| | |
|---|---|
| Had no errors in four straight games..... | April 20, 23, 26-27, 2019 at Utah, vs. UNLV, at Washington |
| Committed three or more errors in one game..... | Andrew Snow (3), Feb. 17, 2017 vs. Northwestern |
| Had 16 or more putouts in one game..... | Nick Cheema (17), catcher, vs. #24 Oklahoma State, Feb 18, 2020 (L, 1-2) |
| Had 20 or more put outs in one game..... | Zach Wilson (20), First Base, April 21, 2011 at Cal |
| Had eight or more assists in one game..... | Hunter Haas (8), April 10, 2021 at Washington (W, 8-1) |
| Caught and pitched in the same game..... | Sean McLain (8), April 17, 2021 vs. #18 Stanford (L, 9-11 (12)) |
| Turned four double plays in one game..... | Jordan Swagerty, March 17, 2010 vs. USC (2x in 2010) |
| Turned five+ double plays in one game..... | May 7, 2021 at Cal (L, 2-7) |
| Turned a triple play..... | 5, April 25, 2010, vs. Washington (TIES ASU RECORD) |
| | Eric Sogard (2B), Brett Wallace (1B) and Andrew Romine (SS), February 27, 2007 at Arizona |

Scoring and Misc. Categories

| | |
|--|--|
| Recorded 20+ hits..... | 21, May 10, 2019 at Nebraska (W, 15-6) |
| Recorded 20+ hits in back-to-back games..... | 22 and 22, February 3-4, 2007 vs. Southern Utah |
| Scored 20+ runs..... | 20, Feb. 16, 2019 vs. Notre Dame (W, 20-7) |
| Scored 30+ runs..... | 30, March 13, 2005 vs. Western Illinois (W, 30-13 in Baton Rouge, La.) |
| Scored 10+ runs in one inning..... | 11, April 26, 2015 vs. Tennessee Tech (W, 16-4) |
| Allowed 5 or more home runs in a game..... | 5, vs. Nebraska, March 1, 2020 (L, 10-18) |
| Allowed 3 or more home runs in an inning..... | 3 vs. Nebraska, March 1, 2020 |
| Walked 15+ times in a game..... | 15, March 31, 2019 vs. Arizona (W, 17-16) |
| Walked 15+ opponent batters..... | 15, March 18, 2022 at #3 Oregon State (L, 0-21) |
| Stranded 15+ ASU runners on base in one game..... | 15, March 6, 2022 at San Diego State (W, 6-4) |
| Stranded 15+ opponent runners on base in one game..... | 15, March 18, 2022 at #3 Oregon State (L, 0-21) |
| Surrendered a ninth inning lead..... | Feb. 25, 2022 vs. BYU (led 4-2, lost 5-6) |
| Swept a three-game Pac-12 series..... | March 26-28, 2021 vs. Washington St. (10-0, 5-4, 9-0) |
| Swept a three-game Non-Conference series..... | March 11-13, vs. San Francisco (8-5, 4-2, 17-10) |
| Shut out an opponent twice in a series..... | March 26-28, 2021 vs. Washington St. (10-0, 5-4, 9-0) |
| Were swept in a Pac-12 series..... | April 13-15, 2018 at #2 Stanford (1-3, 6-11, 3-10) |
| Were swept in a Pac-12 series at home..... | May 27-29, 2021 vs. #18 UCLA (9-21, 5-8, 0-3) |
| Were swept in a three-game Non-Conference series..... | Feb. 24-26, 2022 vs. BYU (2-4, 5-6, 3-19) |
| Played in extra innings..... | 12, March 9, 2022 at UC Irvine (L, 2-3) |
| Played in 14+ innings..... | 16, April 9, 2021 at Washington (W, 3-2 (16)) |
| Played back-to-back extra inning games..... | March 29-30, 2018, at Washington State (L, 8-7 (10)), (L, 4-3 (11)) |
| Played a game lasting 5+ hours..... | 5 hours, 4 minutes, April 9, 2021 at Washington (W, 3-2 (16)) |
| ASU overcame a five run deficit..... | March 13, 2022, vs. San Francisco (Down 6-1, Won 17-10) |

2022 Sun Devil Baseball

REGULAR SEASON SITUATIONAL RECORDS/PITCHING STAFF

Record When...

| | | | | | |
|------------------------|------|----------------------------|-----|----------------------------|------|
| Overall | 9-13 | Scoring 0-2 runs | 0-4 | After 8 leading | 8-1 |
| Conference | 1-2 | 3-5 runs | 4-7 | trailing | 1-10 |
| Non-Conference | 8-11 | 6-9 runs | 2-2 | tied | 0-2 |
| Home games..... | 6-8 | 10+ runs | 3-0 | Hit 0 home runs | 2-8 |
| Away games | 3-5 | Opponent 0-2 runs | 4-0 | ... 1 home run | 2-4 |
| Neutral site | 0-0 | 3-5 runs | 3-4 | ... 2+ home runs | 5-1 |
| Day games | 4-4 | 6-9 runs | 1-5 | Opponent 0 home runs | 5-6 |
| Night games..... | 5-9 | 10+ runs | 1-4 | 1 home run | 2-4 |
| vs Left starter | 3-3 | Scored in 1st inning | 2-8 | 2+ HRs | 2-3 |
| vs Right starter | 6-10 | Opp. scored in 1st | 2-8 | Made 0 errors | 5-5 |
| 1-Run games..... | 0-5 | Scores first | 4-7 | ... 1 error | 3-3 |
| 2-Run games..... | 5-4 | Opp. scores first | 5-6 | ... 2+ errors | 1-5 |
| 5+Run games | 3-4 | After 6 leading | 6-5 | Opp. made 0 errors | 5-5 |
| Extra innings | 0-2 | trailing | 3-8 | 1 error | 2-5 |
| Shutouts | 0-1 | tied | 0-0 | 2+ errors | 2-3 |
| | | After 7 leading | 8-3 | Out-hit opponent | 6-3 |
| | | trailing | 1-8 | Out-hit by opponent | 3-8 |
| | | tied | 0-2 | Hits are tied | 0-2 |

A Look At the Pitching Staff

Arizona State Starters

| Pitcher | Starts/QS | Pct. | PC/Start | IP/Start | ER Against/Start | Runs For/Start | PCK | DP | Team Record |
|-------------|-----------|------|----------|----------|------------------|----------------|-----|----|-------------|
| Tulloch | 6/3 | 50.0 | 503/83.8 | 27.2/4.6 | 16/2.6 | 21/3.5 | 0 | 0 | 3-3 |
| Luckham | 5/2 | 40.0 | 442/88.4 | 30.2/6.1 | 14/2.8 | 17/3.4 | 0 | 5 | 2-3 |
| Meyer | 5/2 | 40.0 | 418/83.6 | 23.2/4.7 | 11/2.2 | 8/1.6 | 0 | 1 | 3-2 |
| Walker | 4/1 | 25.0 | 258/64.5 | 18.0/4.5 | 12/3.0 | 15/3.8 | 0 | 1 | 1-2 |
| Hansell | 1/0 | 0.0 | 36/36.0 | 1.0/1.0 | 4/4.0 | 0/0.0 | 0 | 0 | 0-1 |
| Vander Kooi | 1/0 | 0.0 | 54/54.0 | 1.2/1.2 | 1/1.0 | 2/2.0 | 0 | 0 | 0-1 |

Arizona State Bullpen (Relief Appearances Stats Only)

| Reliever | APP | IP | H | R | ER | BB | SO | SV | ERA | Hold | IR/Scored | 1st Bat. Faced/Ret. |
|-------------|-----|------|----|----|----|----|----|----|-------|------|-----------|---------------------|
| Vander Kooi | 2 | 2.2 | 0 | 0 | 0 | 1 | 2 | 0 | 0.00 | 0 | 0/0 | 2/2 |
| Webster | 6 | 10.1 | 10 | 6 | 3 | 7 | 14 | 1 | 2.61 | 0 | 6/3 | 6/3 |
| Levine | 10 | 19.1 | 17 | 8 | 7 | 8 | 13 | 1 | 3.26 | 1 | 6/0 | 10/7 |
| Meyer | 2 | 2.2 | 3 | 1 | 1 | 0 | 3 | 0 | 3.38 | 0 | 3/3 | 2/1 |
| Bodlovich | 11 | 12.1 | 12 | 6 | 5 | 5 | 9 | 1 | 3.65 | 1 | 14/2 | 11/8 |
| Peery | 12 | 9.1 | 10 | 5 | 5 | 6 | 8 | 3 | 4.82 | 1 | 10/4 | 12/6 |
| Marshall | 5 | 1.2 | 3 | 1 | 1 | 3 | 1 | 0 | 5.40 | 0 | 7/1 | 5/2 |
| Cacchione | 5 | 6.0 | 9 | 5 | 4 | 3 | 4 | 0 | 6.00 | 0 | 8/4 | 5/2 |
| Glenn | 7 | 10.2 | 18 | 10 | 9 | 5 | 10 | 0 | 7.59 | 1 | 5/1 | 7/5 |
| Walker | 4 | 7.2 | 12 | 10 | 9 | 5 | 6 | 0 | 10.57 | 1 | 3/1 | 4/2 |
| La Flam | 2 | 1.2 | 2 | 2 | 2 | 2 | 1 | 0 | 10.80 | 0 | 3/0 | 2/2 |
| Hansell | 2 | 0.2 | 2 | 1 | 1 | 3 | 0 | 0 | 13.50 | 0 | 1/0 | 2/0 |
| Pivaroff | 2 | 2.1 | 4 | 5 | 5 | 3 | 1 | 0 | 19.20 | 0 | 0/0 | 2/1 |
| Osman | 6 | 5.1 | 11 | 13 | 12 | 9 | 7 | 0 | 20.25 | 0 | 7/4 | 6/1 |
| Lucas | 3 | 2.2 | 5 | 7 | 7 | 3 | 1 | 0 | 23.62 | 0 | 2/2 | 3/1 |
| Tulloch | 1 | 0.0 | 0 | 3 | 2 | 2 | 0 | 0 | 99.00 | 0 | 0/0 | 1/1 |

2022 Sun Devil Baseball

REGULAR SEASON TEAM AND INDIVIDUAL RANKINGS/RECORD WATCH

NATIONAL/LEAGUE RANKINGS

| Category | Team | Nat'l | Pac-12 | Value |
|---|------|-------|--------|-------|
| Base on Balls (293 ranked) | | 50 | 3 | .84 |
| Batting Average (293 ranked) | | 90 | 5 | 0.283 |
| Double Plays (292 ranked) | | 3 | 1 | .17 |
| Double Plays Per Game (293 ranked) | | 21 | 2 | 0.94 |
| Doubles (292 ranked) | | 20 | 2 | .40 |
| Doubles Per Game (293 ranked) | | 53 | 4 | 2.22 |
| Earned Run Average (293 ranked) | | 143 | 11 | 5.17 |
| Fielding Percentage (293 ranked) | | 45 | 3 | 0.977 |
| Hit Batters (293 ranked) | | 50 | 3 | .24 |
| Hit by Pitch (293 ranked) | | 102 | 6 | .21 |
| Hits (293 ranked) | | 29 | 3 | .177 |
| Hits Allowed Per Nine Innings (293 ranked) | | 135 | 9 | 9.13 |
| Home Runs (292 ranked) | | 39 | 2 | .21 |
| Home Runs Per Game (293 ranked) | | 65 | 4 | 1.17 |
| On Base Percentage (293 ranked) | | 97 | 6 | 0.383 |
| Runs (293 ranked) | | 87 | 4 | 110 |
| Sacrifice Bunts (255 ranked) | | 98 | 5 | 6 |
| Sacrifice Flies (277 ranked) | | 123 | 7 | 6 |
| Scoring (293 ranked) | | 132 | 5 | 6.1 |
| Slugging Percentage (293 ranked) | | 68 | 4 | 0.464 |
| Stolen Bases (289 ranked) | | 178 | 4 | .13 |
| Stolen Bases Per Game (292 ranked) | | 210 | 7 | 0.72 |
| Strikeout-to-Walk Ratio (293 ranked) | | 136 | 9 | 2.05 |
| Strikeouts Per Nine Innings (293 ranked) | | 168 | 9 | 8.7 |
| Triples (239 ranked) | | 39 | 3 | 5 |
| Triples Per Game (278 ranked) | | 82 | 6 | 0.28 |
| WHIP (293 ranked) | | 132 | 9 | 1.48 |
| WL Pct (288 ranked) | | 175 | 11 | 0.444 |
| Walks Allowed Per Nine Innings (293 ranked) | | 121 | 8 | 4.23 |

Individual

| Category | Name | Nat'l | Pac-12 | Value |
|---|---------------------|-------|--------|-------|
| Base on Balls (101 ranked) | Conor Davis | 101 | 6 | 13 |
| Doubles (111 ranked) | Will Rogers | 24 | 2 | .8 |
| | Joe Lampe | 111 | 6 | .6 |
| Doubles Per Game (137 ranked) | Will Rogers | 58 | 2 | 0.47 |
| Games Started (22 ranked) | Kyle Luckham | 22 | 1 | .4 |
| | Tyler Meyer | 22 | 1 | .4 |
| | Adam Tulloch | 22 | 1 | .4 |
| | Jacob Walker | 22 | 1 | .4 |
| Hit Batters (126 ranked) | Tyler Meyer | 126 | 3 | .4 |
| | Brock Peery | 126 | 3 | .4 |
| Hits (135 ranked) | Joe Lampe | 46 | 5 | .26 |
| Hits Allowed Per Nine Innings (149 ranked) | Adam Tulloch | 31 | 3 | 4.32 |
| Hits Per Game (142 ranked) | Joe Lampe | 92 | 5 | 1.53 |
| Home Runs (113 ranked) | Joe Lampe | 34 | 2 | .6 |
| | Conor Davis | 113 | 6 | .4 |
| | Will Rogers | 113 | 6 | .4 |
| Home Runs Per Game (130 ranked) | Joe Lampe | 71 | 4 | 0.35 |
| Pitching Appearances (63 ranked) | Brock Peery | 3 | 1 | .11 |
| | Christian Bodlovich | 24 | 4 | .9 |
| | Will Levine | 63 | 6 | .8 |
| Runs (121 ranked) | Joe Lampe | 61 | 3 | .20 |
| | Sean McLain | 121 | 8 | .18 |
| Runs Per Game (147 ranked) | Joe Lampe | 105 | 8 | 1.18 |
| | Sean McLain | 147 | 10 | 1.12 |
| Sacrifice Bunts (98 ranked) | Kai Murphy | 98 | 5 | .2 |
| Sacrifice Flies (78 ranked) | Ethan Long | 78 | 3 | .2 |
| Saves (165 ranked) | Brock Peery | 72 | 3 | .2 |
| | Chase Webster | 165 | 8 | .1 |
| | Will Levine | 165 | 8 | .1 |
| | Christian Bodlovich | 165 | 8 | .1 |
| Slugging Percentage (250 ranked) | Joe Lampe | 92 | 6 | 0.722 |
| Strikeout-to-Walk Ratio (149 ranked) | Kyle Luckham | 102 | 7 | .6 |
| Strikeouts (150 ranked) | Adam Tulloch | 18 | 3 | .36 |
| Strikeouts Per Nine Innings (150 ranked) | Adam Tulloch | 53 | 5 | 12.96 |
| Total Bases (140 ranked) | Joe Lampe | 16 | 3 | .52 |
| Victories (134 ranked) | Kyle Luckham | 134 | 7 | .2 |
| | Adam Tulloch | 134 | 7 | .2 |
| WHIP (150 ranked) | Adam Tulloch | 72 | 8 | 0.84 |
| | Kyle Luckham | 118 | 9 | 0.96 |
| Walks Allowed Per Nine Innings (150 ranked) | Kyle Luckham | 86 | 6 | 1.44 |

SUN DEVILS IN THE RANKINGS

| | BA | D1 | CB | NCBWA | PG | USATC |
|-----|----|----|----|-------|----|-------|
| Pre | - | - | - | - | - | - |
| 1 | - | - | - | - | - | - |
| 2 | - | - | - | - | - | - |
| 3 | - | - | - | - | - | - |
| 4 | - | - | - | - | - | - |
| 5 | - | - | - | - | - | - |

BA - Baseball America

D1 - D1Baseball.com

CB - Collegiate Baseball News

NCBWA - National Collegiate Baseball Writers

PG - Perfect Game

USATC - USA Today Coaches Poll

2022 Sun Devil Baseball

REGULAR SEASON RECORD BY POSITION STARTS

LF

Will Rogers, 20 (9-11)

Nate Baez, 1 (0-1)
Ryan Campos, 1 (0-1)

CF

Joe Lampe, 21 (9-12)

Andrew Lucas, 1 (0-1)

RF

Kai Murphy, 20 (8-12)

Andrew Lucas, 1 (1-0)
Ryan Campos, 1 (0-1)

SS

Sean McLain, 13 (6-7)

Hunter Haas, 7 (3-4)

Cam Magee, 2 (0-2)

2B

Alex Champagne, 11 (4-7)

Sean McLain, 7 (3-4)

Cam Magee, 3 (2-1)
Nate Baez, 1 (0-1)

3B

Ethan Long, 18 (9-9)

Blake Pivaroff, 3 (0-3)
Cam Magee, 1 (0-1)

SP

Adam Tulloch, 6 (3-3)

Kyle Luckham, 5 (2-3)

Tyler Meyer, 5 (3-2)

Jacob Walker, 4 (1-3)

Vander Kooi, 1 (0-1)
Josh Hansell, 1 (0-1)

1B

Conor Davis, 21 (9-12)

Blake Pivaroff, 1 (0-1)

DH

Jacob Tobias, 13 (4-9)

Ivan Brethowr, 5 (3-2)
Nate Baez, 2 (2-0)
Ethan Long, 1 (0-1)
Conor Davis, 1 (1-0)

C

Nate Baez, 16 (6-10)


Ryan Campos, 5 (3-2)
Bronson Balholm, 1 (0-1)

2022 Sun Devil Baseball

TV/RADIO ROSTER



#2, Sean McLain
R.So. • INF • R/R • 5-11 • 180



#3, Dom Cacchione
R.Jr. • RHP • R/R • 6-2 • 175



#4, Luke La Flam
R.Jr. • RHP • R/R • 6-2 • 200




#5, Joe Lampe
R.So. • OF • L/R • 6-0 • 185



#6, Kai Murphy
R.So. • OF/LHP • L/L • 5-8 • 175




#7, Conor Davis
R.Sr. • INF • R/R • 6-3 • 220



#8, Cam Magee
Fr. • INF • L/R • 6-1 • 185




#9, Blake Pivaroff
So. • INF/RHP • L/R • 6-0 • 200



#10, Christian Bodlovich
R.So. • RHP • R/R • 6-0 • 205



#11, Kade Higgins
So. • OF • L/R • 6-3 • 205



#12, Nate Baez
R.So. • C/UTL • R/R • 6-1 • 200



#13, Tyler Meyer
R.So. • RHP • R/R • 6-3 • 205



#15, Jared Glenn
So. • RHP • L/R • 6-4 • 195



#17, Ryan Campos
Fr. • C/UTL • L/R • 5-9 • 180



#18, Jacob Tobias
Fr. • INF • L/R • 6-1 • 240



#19, Boyd Vander Kooi
R.Sr. • RHP • R/R • 6-5 • 225



#21, Will Rogers
Fr. • C/UTL • R/R • 6-1 • 210

2022 Sun Devil Baseball

TV/RADIO ROSTER



#23, Michael Brueser
So. • OF • R/R • 6-1 • 200




#25, Will Levine
R.Jr. • RHP • R/R • 6-2 • 210




#26, Graham Osman
R.So. • LHP • L/RL • 6-3 • 185



#27, Hunter Haas
So. • INF • R/R • 6-0 • 175



#28, Ivan Brethow
Fr. • OF/INF • R/R • 6-6 • 240



#31, Josh Hansell
So. • RHP • R/R • 6-6 • 215




#32, Trey Rucker
Fr. • OF • R/R • 6-0 • 200




#33, Brock Peery
So. • RHP • R/R • 6-0 • 195




#35, Ethan Long
So. • INF • R/R • 6-2 • 215



#36, Adam Tulloch
R.Jr. • LHP • L/L • 6-2 • 205



#37, Alex Champagne
Fr. • INF • L/R • 5-8 • 165




#39, Luis Canez
Jr. • RHP • R/R • 6-0 • 200



#40, Chase Webster
R.Jr. • RHP • R/R • 6-4 • 225



#41, Bronson Balholm
R.Sr. • C • S/R • 5-10 • 180



#43, Danny Marshall
R-So. • LHP • L/L • 6-0 • 160



#44, Kyle Luckham
R.Jr. • RHP • R/R • 6-2 • 210



#45, Andrew Lucas
R.Jr. • RHP • R/R • 5-11 • 185



#46, Jacob Walker
R.Sr. • RHP • R/R • 6-7 • 215

Five-Time NCAA Champions (1965, 1967, 1969, 1977, 1981) | 22 College World Series Appearances | 21 Conference Championships

41 NCAA Postseason Appearances | 129 All-Americans | 14 National Players of the Year

459 Major League Baseball Draft Picks | 112 Major Leaguers | 12 College Baseball Hall of Fame Members

TWITTER: @ASU_BASEBALL

INSTAGRAM: @ASU_BASEBALL

FACEBOOK: SUNDEVILBASEBALL

2022 Sun Devil Baseball

CAREER GAME HIGHS

Baez, N

Hits: 3, at USC, May 23, 2021
Doubles: 1, 10 times
Home runs: 1, 12 times
Total bases: 7, at USC, May 23, 2021
RBI: 5 [t-7th], San Francisco, Mar 13, 2022; at USC, May 23, 2021
Runs scored: 3, 4 times
Walks: 3 [t-9th], at USC, May 22, 2021
Hit by pitch: 1, 4 times
Struck out: 3, vs Fairfield, Jun 04, 2021
Sac flies: 1 [t-6th], 4 times
Sac bunts: 1 [t-9th], at Cal State Fullerton, Mar 04, 2020
At bats: 5, 10 times
Stolen bases: 1, Arizona, Apr 02, 2021
Caught stealing: 1 [t-3rd], BYU, Feb 25, 2022; Utah, Mar 07, 2021; at California, May 08, 2021
Field chances: 15 [t-9th], BYU, Feb 25, 2022; San Francisco, Mar 11, 2022
Putouts: 15 [t-5th], San Francisco, Mar 11, 2022
Assists: 6, Grand Canyon, Mar 22, 2022
Runners CS: 1, 6 times

Balholm, B.

Runs scored: 1, BYU, Feb 26, 2022
Hit by pitch: 1, BYU, Feb 26, 2022
Struck out: 1, BYU, Feb 26, 2022
At bats: 1, BYU, Feb 26, 2022
Field chances: 4, BYU, Feb 26, 2022
Putouts: 3, BYU, Feb 26, 2022
Assists: 1, BYU, Feb 26, 2022

Bodlovich, C

Innings pitched: 4.0, Hawai'i, Feb 26, 2021
Walks allowed: 3, at Arizona, Apr 06, 2021
Strikeouts: 4, 4 times
Batters faced: 18, Rhode Island, May 02, 2021
Field chances: 2, Nevada, Mar 02, 2021
Putouts: 1, Nevada, Mar 02, 2021
Assists: 1, 4 times

Brethow, L

Hits: 3, at San Diego State, 03-04-22
Doubles: 1, at San Diego State, 03-04-22
Home runs: 2 [t-1st], at San Diego State, 03-04-22
Total bases: 10 [t-4th], at San Diego State, 03-04-22
RBI: 3, at San Diego State, 03-04-22
Runs scored: 3, at San Diego State, 03-04-22
Walks: 1, at San Diego State, 03-04-22; Missouri, Mar 13, 2022; at Oregon State, Mar 18, 2022
Struck out: 3, at San Diego State, 03-06-22
Sac flies: 1 [t-6th], at San Diego State, 03-06-22
At bats: 4, at San Diego State, 03-04-22; Dixie State, Feb 20, 2022

Brueser, M.

RBI: 1, BYU, Feb 26, 2022
Walks: 1, 4 times
Struck out: 1, at Washington, Apr 11, 2021; Stanford, Apr 18, 2021
At bats: 1, 4 times

Cacchione, D.

Innings pitched: 2.2, San Diego, Feb 20, 2019
Walks allowed: 3, UCLA, May 27, 2021
Strikeouts: 3, at Oregon, 3/22/19
Batters faced: 12, San Diego, Feb 20, 2019
Field chances: 1, 4 times
Putouts: 1, Cal Baptist, Mar 20, 2019; Oregon State, May 15, 2021

Campos, Ryan

Hits: 2, San Francisco, Mar 13, 2022
Total bases: 2, San Francisco, Mar 13, 2022
RBI: 1, at San Diego State, 03-05-22; Grand Canyon, Mar 22, 2022
Runs scored: 3, San Francisco, Mar 13, 2022
Walks: 2, Missouri, Mar 13, 2022; San Francisco, Mar 13, 2022
Struck out: 3, BYU, Feb 25, 2022
At bats: 4, BYU, Feb 25, 2022; San Francisco, Mar 13, 2022; Grand Canyon, Mar 22, 2022
Stolen bases: 1, Missouri, Mar 13, 2022
Field chances: 12, Dixie State, Feb 19, 2022; at Oregon State, Mar 20, 2022
Putouts: 12, at Oregon State, Mar 20, 2022
Assists: 3, Dixie State, Feb 19, 2022
Runners CS: 2 [t-1st], Dixie State, Feb 19, 2022

Canez, Luis

Champagne, A

Hits: 3, Oklahoma State, Mar 02, 2022
Doubles: 1, at Oregon State, Mar 19, 2022
Total bases: 3, Oklahoma State, Mar 02, 2022
RBI: 2, Oklahoma State, Mar 02, 2022
Runs scored: 1, 6 times
Walks: 1, BYU, Feb 26, 2022
Hit by pitch: 1, at San Diego State, 03-04-22; Oklahoma State, Mar 01, 2022; Oklahoma State, Mar 02, 2022
Struck out: 2, at UC Irvine, Mar 08, 2022; at Oregon State, Mar 20, 2022
Sac flies: 1 [t-8th], at UC Irvine, Mar 08, 2022
Sac bunts: 1 [t-9th], San Francisco, Mar 13, 2022
At bats: 4, 7 times
Caught stealing: 1 [t-3rd], at San Diego State, 03-04-22
Field chances: 11, at San Diego State, 03-05-22
Putouts: 4, Missoun, Mar 13, 2022
Assists: 7 [t-9th], at San Diego State, 03-05-22; at Oregon State, Mar 19, 2022

Davis, Conor

Hits: 3, at San Diego State, 03-04-22; Dixie State, Feb 19, 2022; Oklahoma State, Mar 01, 2022
Doubles: 1, Oklahoma State, Mar 01, 2022; at Oregon State, Mar 19, 2022; at Oregon State, Mar 20, 2022
Home runs: 1, 4 times
Total bases: 7, Oklahoma State, Mar 01, 2022
RBI: 4, at San Diego State, 03-04-22; San Francisco, Mar 13, 2022
Runs scored: 3, Dixie State, Feb 20, 2022
Walks: 4 [t-2nd], BYU, Feb 25, 2022
Hit by pitch: 1, at Oregon State, Mar 20, 2022
Struck out: 2, San Francisco, Mar 12, 2022; Missouri, Mar 13, 2022
At bats: 6 [t-9th], at San Diego State, 03-04-22
Field chances: 13, at San Diego State, 03-05-22; at UC Irvine, Mar 09, 2022
Putouts: 13, at San Diego State, 03-05-22
Assists: 1, 7 times

Glenn, Jared

Innings pitched: 7.1, at Oregon, 3/19/21
Walks allowed: 3, Stanford, Apr 18, 2021; at BYU, Apr 27, 2021
Strikeouts: 6, UCLA, May 29, 2021
Batters faced: 24, at Oregon, 3/19/21
Field chances: 5, at Washington, Apr 09, 2021
Putouts: 1, 5 times
Assists: 4, at Washington, Apr 09, 2021
Runners CS: 1, Stanford, Apr 18, 2021

Haas, Hunter

Hits: 3, Stanford, Apr 18, 2021
Doubles: 1, 17 times
Home runs: 1, Hawai'i, Feb 27, 2021; Oregon State, May 15, 2021
Total bases: 5, Hawai'i, Feb 27, 2021
RBI: 4, Nevada, Mar 02, 2021
Runs scored: 3, Washington State, Mar 26, 2021
Walks: 3 [t-9th], BYU, Feb 25, 2022
Hit by pitch: 1, 9 times
Struck out: 2, 5 times
Sac bunts: 1 [t-9th], at Washington, Apr 09, 2021; Dixie State, Feb 18, 2022
At bats: 6 [t-9th], at Washington, Apr 09, 2021
Stolen bases: 1, 12 times
Caught stealing: 1 [t-3rd], Stanford, Apr 17, 2021; at UC Irvine, Mar 09, 2022
Field chances: 8, at Washington, Apr 10, 2021
Putouts: 3, at Utah, Apr 23, 2021; Utah, Mar 07, 2021
Assists: 8 [t-3rd], at Washington, Apr 10, 2021

Hansell, J.

Innings pitched: 1.0, BYU, Feb 26, 2022
Walks allowed: 2, Nevada, Feb 22, 2022
Strikeouts: 1, BYU, Feb 26, 2022
Batters faced: 8, BYU, Feb 26, 2022
Field chances: 1, Dixie State, Feb 20, 2022
Putouts: 1, Dixie State, Feb 20, 2022

Higgins, K.

Hits: 3, UNLV, Mar 16, 2021
Doubles: 1, UNLV, Mar 16, 2021; Oregon State, May 15, 2021; at USC, May 22, 2021
Triples: 1 [t-5th], Oregon State, May 15, 2021
Home runs: 1, Nevada, Mar 02, 2021
Total bases: 5, Oregon State, May 15, 2021
RBI: 2, Nevada, Mar 02, 2021
Runs scored: 2, Oregon State, May 15, 2021
Walks: 1, Stanford, Apr 18, 2021
Hit by pitch: 1, UNLV, Mar 16, 2021; Washington State, Mar 26, 2021
Struck out: 2, at Oregon, 3/20/21; at Utah, Apr 25, 2021
Sac bunts: 1 [t-9th], at Washington, Apr 11, 2021; Oregon State, May 16, 2021; UCLA, May 28, 2021
At bats: 4, 5 times
Stolen bases: 1, Stanford, Apr 17, 2021
Caught stealing: 1 [t-3rd], Stanford, Apr 16, 2021; Stanford, Apr 17, 2021
Field chances: 4, Stanford, Apr 17, 2021; Oregon State, May 15, 2021; at USC, May 23, 2021
Putouts: 4, Stanford, Apr 17, 2021; Oregon State, May 15, 2021; at USC, May 23, 2021

Vander Kooi

Runs scored: 1, Stanford, May 23, 2019
Innings pitched: 5.0 [t-1st], at Utah, Apr 19, 2019
Walks allowed: 5 [t-4th], at Oregon, 3/23/19; Oregon State, Apr 13, 2019
Strikeouts: 11 [t-4th], Stanford, May 25, 2019
Batters faced: 38 [t-1st], at Utah, Apr 19, 2019
Field chances: 5, Boston College, Feb 21, 2020
Putouts: 3, Boston College, Feb 21, 2020
Assists: 2, 4 times
Runners CS: 1, 4 times

La Flam, L.

Runs scored: 1, Xavier, Mar 10, 2019
Innings pitched: 3.0, at Utah, Apr 20, 2019
Walks allowed: 5 [t-4th], Long Beach State, Apr 02, 2019
Strikeouts: 3, UC Davis, Feb 23, 2019
Batters faced: 17, at Utah, Apr 20, 2019
Field chances: 1, Long Beach State, Apr 02, 2019; Seattle U, Apr 16, 2019; at Washington, Apr 26, 2019
Putouts: 1, Long Beach State, Apr 02, 2019; Seattle U, Apr 16, 2019; at Washington, Apr 26, 2019

Lampe, Joe

Hits: 4 [t-5th], Dixie State, Feb 19, 2022
Doubles: 2 [t-4th], Grand Canyon, Apr 20, 2021
Triples: 1 [t-5th], 5 times
Home runs: 1, 9 times
Total bases: 8, Dixie State, Feb 19, 2022
RBI: 3, Hawai'i, Feb 27, 2021; San Francisco, Mar 13, 2022
Runs scored: 5 [t-1st], San Francisco, Mar 13, 2022
Walks: 3 [t-9th], San Francisco, Mar 13, 2022
Hit by pitch: 1, 10 times
Struck out: 3, at UC Irvine, Mar 08, 2022
Sac flies: 1 [t-6th], 4 times
Sac bunts: 1 [t-9th], 4 times
At bats: 6 [t-9th], at San Diego State, 03-04-22; at Washington, Apr 09, 2021
Stolen bases: 1, 11 times
Caught stealing: 1 [t-3rd], 7 times
Field chances: 9, at USC, May 21, 2021
Putouts: 9, at USC, May 21, 2021
Assists: 2, at Washington, Apr 11, 2021

Levine,W

Innings pitched: 5.0, Stanford, Apr 17, 2021
Walks allowed: 4, vs Fairfield, Jun 04, 2021
Strikeouts: 3, 6 times
Batters faced: 23, Stanford, Apr 17, 2021
Field chances: 2, at UC Irvine, Mar 09, 2022
Putouts: 1, 9 times
Assists: 1, Stanford, Apr 16, 2021; at UC Irvine, Mar 09, 2022; Stanford, May 24, 2019
Runners CS: 1, at UC Irvine, Mar 09, 2022

Long, Ethan

Hits: 4 [t-5th], at Utah, Apr 24, 2021
Doubles: 1, 16 times
Triples: 1 [t-5th], San Francisco, Mar 11, 2022
Home runs: 2 [t-1st], 5 times
Total bases: 11 [t-2nd], at Utah, Apr 24, 2021
RBI: 6 [t-2nd], Rhode Island, May 02, 2021
Runs scored: 3, 4 times
Walks: 2, 4 times
Hit by pitch: 1, 9 times
Struck out: 3, at Washington, Apr 09, 2021; UCLA, May 28, 2021
Sac flies: 1 [t-6th], 7 times
At bats: 5, 9 times
Stolen bases: 1, at San Diego State, 03-05-22; BYU, Feb 25, 2022; at UC Irvine, Mar 08, 2022
Innings pitched: 1.2, Utah, Mar 05, 2021
Walks allowed: 1, Sacramento State, Feb 20, 2021; Utah, Mar 05, 2021; Cal State Fullerton, Mar 13, 2021
Strikeouts: 2, Cal State Fullerton, Mar 13, 2021
Batters faced: 6, Utah, Mar 05, 2021
Field chances: 13, at Oregon, 3/19/21
Putouts: 12, at Oregon, 3/19/21
Assists: 3, BYU, Feb 26, 2022

Lucas, A.

Hits: 1, San Francisco, Mar 13, 2022
Total bases: 1, San Francisco, Mar 13, 2022
Runs scored: 1, San Francisco, Mar 13, 2022, at Oregon State, Mar 20, 2022
Walks: 1, Oklahoma State, Mar 02, 2022
Hit by pitch: 1, San Francisco, Mar 13, 2022
Struck out: 1, Dixie State, Feb 20, 2022; Oklahoma State, Mar 02, 2022
At bats: 3, Oklahoma State, Mar 02, 2022
Innings pitched: 2.0, BYU, Feb 26, 2022
Walks allowed: 2, BYU, Feb 26, 2022
Strikeouts: 1, at San Diego State, 03-04-22
Batters faced: 8, BYU, Feb 26, 2022
Field chances: 3, Oklahoma State, Mar 02, 2022
Putouts: 3, Oklahoma State, Mar 02, 2022

Luckham, K

Innings pitched: 8.0, San Francisco, Mar 12, 2022
Walks allowed: 3, at San Diego State, 03-05-22
Strikeouts: 9, San Francisco, Mar 12, 2022
Batters faced: 30, San Francisco, Mar 12, 2022, at Oregon State, Mar 19, 2022
Field chances: 3, at Oregon State, Mar 19, 2022
Putouts: 2, at Oregon State, Mar 19, 2022
Assists: 2, Dixie State, Feb 19, 2022
Runners CS: 1, Dixie State, Feb 19, 2022; San Francisco, Mar 12, 2022

Magee, Cam

RBI: 1, BYU, Feb 26, 2022; Oklahoma State, Mar 02, 2022
Runs scored: 1, San Francisco, Mar 13, 2022
Walks: 1, Oklahoma State, Mar 01, 2022; Oklahoma State, Mar 02, 2022; San Francisco, Mar 12, 2022
Hit by pitch: 1, San Francisco, Mar 13, 2022
Struck out: 2, at San Diego State, 03-06-22; San Francisco, Mar 12, 2022
Sac flies: 1 [t-6th], BYU, Feb 26, 2022
Sac bunts: 1 [t-9th], San Francisco, Mar 12, 2022
At bats: 4, Oklahoma State, Mar 01, 2022; at UC Irvine, Mar 09, 2022
Field chances: 6, Oklahoma State, Mar 02, 2022; San Francisco, Mar 13, 2022
Putouts: 4, San Francisco, Mar 12, 2022
Assists: 4, Oklahoma State, Mar 02, 2022

Marshall, D.

Runs scored: 1, New Mexico State, Feb 25, 2020
Walks: 1, Villanova, Feb 15, 2020
Struck out: 1, 4 times
At bats: 2, Villanova, Feb 14, 2020
Innings pitched: 0.1, 5 times
Walks allowed: 1, at San Diego State, 03-06-22; Dixie State, Feb 20, 2022; Oklahoma State, Mar 02, 2022
Strikeouts: 1, Dixie State, Feb 20, 2022
Batters faced: 4, at San Diego State, 03-06-22; Dixie State, Feb 20, 2022
Field chances: 3, Villanova, Feb 14, 2020
Putouts: 3, Villanova, Feb 14, 2020

McLain,S

Hits: 4 [t-5th], at Utah, Apr 24, 2021; at UC Irvine, Mar 08, 2022
Doubles: 1, 23 times
Triples: 1 [t-5th], at San Diego State, 03-05-22; at Oregon, 3/19/21
Home runs: 1, 8 times
Total bases: 7, at Utah, Apr 24, 2021
RBI: 4, at Utah, Apr 24, 2021; Rhode Island, May 02, 2021
Runs scored: 3, at San Diego State, 03-04-22
Walks: 2, 4 times
Hit by pitch: 2 [t-1st], Oregon State, May 16, 2021
Struck out: 3, 5 times
Sac flies: 1 [t-6th], at Washington, Apr 09, 2021; Rhode Island, Apr 30, 2021
At bats: 6 [t-9th], at Washington, Apr 09, 2021; Stanford, Apr 17, 2021
Stolen bases: 2 [t-2nd], Washington State, Mar 26, 2021
Caught stealing: 1 [t-3rd], 4 times
Field chances: 13, Stanford, Apr 17, 2021
Putouts: 6, Arizona, Apr 01, 2021
Assists: 8 [t-3rd], Stanford, Apr 17, 2021

Meyer, Tyler

Innings pitched: 7.0, at Oregon State, Mar 20, 2022
Walks allowed: 5 [t-4th], at UC Irvine, Mar 08, 2022
Strikeouts: 9, at Oregon State, Mar 20, 2022
Batters faced: 28, at Oregon State, Mar 20, 2022
Field chances: 2, Dixie State, Feb 19, 2022; Nevada, Feb 22, 2022
Putouts: 1, at Oregon State, Mar 20, 2022
Assists: 2, Dixie State, Feb 19, 2022; Nevada, Feb 22, 2022
Runners CS: 1, Nevada, Feb 22, 2022

Murphy, Kai

Hits: 3, at San Diego State, 03-05-22; UNLV, Mar 16, 2021
Doubles: 2 [t-4th], Dixie State, Feb 19, 2022
Triples: 1 [t-5th], at San Diego State, 03-06-22; Nevada, Mar 02, 2021
Home runs: 1, 4 times
Total bases: 5, at Washington, Apr 11, 2021; Cal State Fullerton, Mar 13, 2021; Washington State, Mar 26, 2021
RBI: 3, at Washington, Apr 11, 2021
Runs scored: 2, 6 times
Walks: 2, at Oregon, 3/19/21
Hit by pitch: 1, Arizona, Apr 01, 2021; Dixie State, Feb 18, 2022; Nevada, Feb 22, 2022
Struck out: 3, 5 times
Sac flies: 1 [t-8th], 4 times
Sac bunts: 1 [t-9th], 5 times
At bats: 6 [t-9th], at Washington, Apr 09, 2021; Stanford, Apr 17, 2021
Stolen bases: 1, San Francisco, Mar 11, 2022
Caught stealing: 1 [t-3rd], Dixie State, Feb 18, 2022; Dixie State, Feb 20, 2022
Innings pitched: 7.0, at California, May 08, 2021
Walks allowed: 1, Rhode Island, May 02, 2021; at California, May 09, 2021; at USC, May 23, 2021
Strikeouts: 4, at USC, May 23, 2021
Batters faced: 23, at California, May 09, 2021
Field chances: 6, at Oregon, 3/19/21; Sacramento State, Feb 21, 2021
Putouts: 6, Sacramento State, Feb 21, 2021
Assists: 1, 4 times

Osman, G.

Innings pitched: 3.1, Hawai'i, Feb 26, 2021
Walks allowed: 4, Oklahoma State, Mar 02, 2022
Strikeouts: 3, 6 times
Batters faced: 17, at Oregon State, Mar 18, 2022
Field chances: 1, 6 times
Putouts: 1, at Utah, Apr 25, 2021
Assists: 1, at Washington, Apr 11, 2021; at Grand Canyon, Apr 21, 2021; vs Fairfield, Jun 06, 2021
Runners CS: 1, Dixie State, Feb 19, 2022; at Nevada, May 11, 2021

Peery, Brock

Innings pitched: 6.2, Washington State, Mar 26, 2021
Walks allowed: 2, 4 times
Strikeouts: 5, at BYU, Apr 27, 2021; Washington State, Mar 26, 2021
Batters faced: 25, Washington State, Mar 26, 2021
Field chances: 2, Arizona, Apr 01, 2021
Putouts: 1, 4 times
Assists: 1, 5 times
Runners CS: 1, Nevada, Mar 02, 2021

Pivaroff, B.

Hits: 1, 8 times
Doubles: 1, BYU, Feb 24, 2022
Total bases: 2, BYU, Feb 24, 2022
RBI: 1, 4 times
Runs scored: 2, Stanford, Apr 16, 2021
Walks: 1, 4 times
Hit by pitch: 1, vs Fairfield, Jun 04, 2021
Struck out: 2, BYU, Feb 24, 2022
At bats: 4, BYU, Feb 24, 2022
Caught stealing: 1 [t-3rd], at UC Irvine, Mar 08, 2022
Innings pitched: 2.0, at Oregon State, Mar 18, 2022
Walks allowed: 2, at Oregon State, Mar 18, 2022
Strikeouts: 1, at Grand Canyon, Apr 21, 2021; at Oregon State, Mar 18, 2022
Batters faced: 10, at Oregon State, Mar 18, 2022

Rogers, Will

Hits: 3, at San Diego State, 03-04-22; Dixie State, Feb 20, 2022
Doubles: 2 [t-4th], at San Diego State, 03-05-22
Home runs: 2 [t-1st], Dixie State, Feb 20, 2022
Total bases: 10 [t-4th], Dixie State, Feb 20, 2022
RBI: 6 [t-2nd], Dixie State, Feb 20, 2022
Runs scored: 4 [t-4th], Dixie State, Feb 20, 2022
Walks: 1, Oklahoma State, Mar 01, 2022; San Francisco, Mar 13, 2022
Struck out: 3, at Oregon State, Mar 20, 2022
At bats: 5, 5 times
Stolen bases: 1, Dixie State, Feb 20, 2022; at UC Irvine, Mar 08, 2022
Field chances: 5, Missouri, Mar 13, 2022
Putouts: 5, Missouri, Mar 13, 2022
Assists: 1, at UC Irvine, Mar 09, 2022

Rucker, Trey

Tobias, J.

Hits: 2, Dixie State, Feb 18, 2022
Doubles: 1, Dixie State, Feb 18, 2022; BYU, Feb 24, 2022; Oklahoma State, Mar 01, 2022
Triples: 1 [t-5th], Missouri, Mar 13, 2022
Home runs: 1, at San Diego State, 03-05-22
Total bases: 4, at San Diego State, 03-05-22
RBI: 1, 4 times
Runs scored: 1, 5 times
Walks: 2, San Francisco, Mar 11, 2022
Hit by pitch: 1, Nevada, Feb 22, 2022; at UC Irvine, Mar 09, 2022
Struck out: 3, Oklahoma State, Mar 01, 2022
Sac flies: 1 [t-6th], at UC Irvine, Mar 09, 2022
At bats: 5, Dixie State, Feb 19, 2022; Oklahoma State, Mar 01, 2022
Stolen bases: 1, Missouri, Mar 13, 2022
Field chances: 1, at Oregon State, Mar 18, 2022
Putouts: 1, at Oregon State, Mar 18, 2022

Tulloch, A.

Innings pitched: 7.0, at San Diego State, 03-04-22; San Francisco, Mar 11, 2022
Walks allowed: 5 [t-4th], at Oregon State, Mar 18, 2022
Strikeouts: 13 [1st], San Francisco, Mar 11, 2022
Batters faced: 28, at San Diego State, 03-04-22
Field chances: 1, Grand Canyon, Mar 22, 2022
Assists: 1, Grand Canyon, Mar 22, 2022
Runners CS: 1, BYU, Feb 25, 2022; Grand Canyon, Mar 22, 2022

Walker, J.

Innings pitched: 6.1, at UC Irvine, Mar 09, 2022
Walks allowed: 3, at Oregon State, Mar 18, 2022
Strikeouts: 3, Dixie State, Feb 20, 2022; at UC Irvine, Mar 09, 2022
Batters faced: 25, at UC Irvine, Mar 09, 2022
Field chances: 1, 7 times
Assists: 1, 7 times
Runners CS: 1, at San Diego State, 03-06-22

Webster, C.

Innings pitched: 3.0, Nevada, Feb 22, 2022
Walks allowed: 2, Missouri, Mar 13, 2022
Strikeouts: 4, Nevada, Feb 22, 2022
Batters faced: 12, Missouri, Mar 13, 2022
Field chances: 1, Dixie State, Feb 19, 2022; at UC Irvine, Mar 09, 2022
Assists: 1, at UC Irvine, Mar 09, 2022