

# ASU 2019-2020 SCHEDULE

Date Opp. (TV/Radio).....FINAL/TIP

11/9 Colorado (ESPN2)..... L, 71-81

## AIR FORCE RESERVE TIP-OFF/TEMPE

11/14 CCSU (P12/92.3 FM)..... W, 90-49

11/17 Rider (P12/620 AM)..... W, 92-55

## AIR FORCE RESERVE TIP-OFF/CONN

11/23 St. John's (ESPN3/620 AM) W, 80-67

11/24 #7 UVA (ESPN/620 AM) ..... L, 45-48

11/26 @Princeton (ESPN+/620).... W, 67-65

12/3 @San Fran (CBSSN/98.7).... W, 71-67

12/7 Louisiana (P12/620 AM)..... W, 77-65

12/11 Prairie View (P12/620 AM) .. W, 88-79

12/14 Georgia (P12/620 AM) ..... W, 79-59

12/18 St. Mary's (PHX) (P12/98.7) . L, 56-96

12/21 Creighton (P12/620 AM) ..... L, 60-67

12/28 TX-South. (P12/98.7 FM)..... W, 98-81

1/4 @#25 Arizona (P12/98.7 FM)L, 47-75

1/9 @Oregon St. (ESPN/98.7) W, 82-76

1/11 @#9 Oregon (P12/98.7 FM) . L, 69-78

1/16 #20 Colorado (ESPN2/98.7) L, 61-68

1/18 Utah (P12/620 AM)..... W, 83-64

1/25 #22 Arizona (P12/98.7 FM) . W, 66-65

1/29 @WSU(ESPN/98.7 FM) ..... 8 PT

2/1 @Washington (P12/98.7 FM) 7:30 PT

2/6 UCLA (ESPN2/U)..... 9

2/8 USC (FS1)..... 8

2/13 @Stanford (ESPN2/U)..... 8 PT

2/16 @California (ESPN/98.7 FM) ..... 3 PT

2/20 Oregon (ESPN/2)..... 7

2/22 Oregon St. (ESPN2/U)..... 6

2/27 @UCLA (P12) ..... 8 PT

2/29 @USC (ESPN2/U)..... 5 PT

3/5 Washington (ESPN2/U)..... 7

3/7 Washington State (P12) ..... 4:30

3/11 Pac-12 Tournament..... Las Vegas

## TURNED IT AROUND FAST

Buffalo was 285-369 (.436) in 22 seasons after going Division I (1991-2013). The Bulls were 42-20 (.677) in Coach Hurley's two seasons. He is 127-85 in seven years as a head coach and 85-65 at ASU.

**FINAL FOUR TRIVIA:** Coach Hurley is one of four current head coaches who won a Final Four MOP. Juan Dixon (2002), Danny Manning (1988) and Patrick Ewing (1984) are the others.

# SUN DEVIL

## M E N ' S B A S K E T B A L L

### @SUNDEVILHOOPS (12-7; 3-3) BACK ON ROAD AFTER EPIC COMEBACK WIN OVER #22 UA

Wed., Jan. 29 - at Washington St. 8 p.m. PT/ESPN/98.7 FM

3-2 at WSU past 5

Sat., Feb. 1 - at Washington 7:30 p.m. PT/Pac-12/98.7 FM

ASU won only meeting last year

The Arizona State Sun Devil men's hoops team (12-7; 3-3) -- coming off back-to-back NCAA Tournaments for the first time since 1980-81 and the only Pac-12 team to make the NCAAs the past two seasons -- has a rare Wednesday night Pac-12 tilt as it plays at Washington State in an ESPN game tipping at 8 p.m. with Roxy Bernstein and Corey Williams on the call. Prior to its past two NCAA appearances under Bobby Hurley, ASU had made the NCAA Tournament three times in previous 22 seasons (1996-2017). Quick stats: Remy Martin is the only Pac-12 player since 1996-97 to open conference play with six straight games of 20+ points, while ASU is 17-5 when Rob Edwards scores 13 in his two seasons (11-2 when he scores 15).

**GAME #19: ASU 66, #22 ARIZONA 65 (JAN. 25):** In one of the wildest Sun Devil games in recent memory, ASU fell behind 37-15 with under six minutes left in the first half, went on a 15-6 run to close the half, scored the first 10 points of the second half and rode Remy Martin's 24 points to its 24th halftime deficit comeback under Bobby Hurley. Rob Edwards added 15 points while Alonzo Verge Jr. added 13 off the bench, including the game-winning drive with about 10 seconds remaining. ASU got 20 points off 18 Wildcat turnovers and won despite shooting .389 from the field (28-of-72), 6-of-29 (.207) from three and 4-of-9 (.444) from the free throw line. Non one can find a bigger comeback in ASU history than the 22 points.

**PAC-12 STAT STUFF:** ASU leads the Pac-12 in steals at 7.95 per game (151 in 19 games) while its turnover margin (+3.63) is second behind only Washington State (+4.33)...Remy Martin is second in the league in scoring at 19.74 points per game and second in steals (1.84 per game with 19 on the year)...Romello White is second in rebounding at nine per game and in field goal percentage at .649. His six double-doubles is tied for fifth in the league while his eight double-digit rebounding games is tied for second...Remy leads the Pac-12 at 23.67 points per game in conference games and his 13 20-point games is tops as well.

**REMY HEATING UP:** Remy Martin became the 38th member of the Sun Devil 1,000-point club on Jan. 11 as he now has 1,096 career points in 83 career games (13.2 per game). He has 13 20-point games on the year and has posted seven straight -- averaging 24.3 points in those seven games. The seven straight 20-point games matches best by a Sun Devil since Eddie House posted eight straight in 1999-2000. Remy posted a career-high 33 points at Princeton on Nov. 26 and is averaging 19.7 points per game this year after averaging 11.3 in his first two years.

### PAC-12 PLAYERS MOST CONSECUTIVE GAMES 20+ POINTS SINCE 1996-97 (IN ONE SEASON)

11-Ed Gray, CAL (Jan. 9, 1997-Feb. 15, 1997)

9-Landry Fields, STAN (Nov. 24, 2009-Jan. 2, 2010)

9-Brandon Roy, UW (Jan. 26, 2006-Feb. 26, 2006)

8-Tyler Dorsey, UO (March 9, 2017-April 1, 2017)

8-Eddie House, ASU (Dec. 18, 1999-Jan. 15, 2000)

8-Jason Terry, UA (Jan. 28, 1999-Feb. 20, 1999)

**7-Remy Martin, ASU (Dec. 28, 2019-STILL GOING)**

7-Klay Thompson, WSU (Feb. 17, 2011-Mar. 21, 2011)


7-Luke Ridnour, UO (Feb. 2, 2003-Mar. 13, 2003)

7-Jeremy Veal, ASU (Jan. 24, 1998-Feb. 19, 1998)

7-O.J. Mayo, USC (Feb. 21, 2008-Mar. 13, 2008)

**ASU MEDIA RELATIONS:** ASU men's basketball SID Doug Tammara can be reached directly at 480-734-7795 or via e-mail at [tammara@asu.edu](mailto:tammara@asu.edu). The ASU website is: [www.TheSunDevils.com](http://www.TheSunDevils.com).

Pos	#	Name	Yr.	Ht./Wt.	2019-2020 SUN DEVIL ROSTER NOTES
F	00	Mickey Mitchell	Sr.	6-7/225	Worked his way back from back injury last year that kept him out all but six games
G	1	Remy Martin	Jr.	6-0/175	One of the most exciting players in the nation who takes and makes the 15-foot jumper
G	2	Rob Edwards	Sr.	6-5/205	Transfer from Cleveland State had solid 2018-19 season after overcoming injuries
G	3	Caleb Christopher	Fr.	6-1/180	Carson (Calif.) product from Mayfair High School
G	4	Kimani Lawrence	Jr.	6-8/220	Can guard 5 positions and play 4 of them
F	5	Elias Valtonen	So.	6-7/210	Solid summer playing overseas
G	10	Jaelen House	Fr.	6-1/160	Combo guard is lightning fast from Shadow Mountain High School/dad is Eddie
G	11	Alonzo Verge Jr.	Jr.	6-3/167	Got a lot of buckets in JC/43 points vs. Saint Mary's on Dec. 18/GW vs. No. 22 UA
G	12	Micah Burno	Fr.	6-0/200	Chaparral High School product
F	15	John Olmsted	Fr.	6-10/215	Walkon with skills and height from Morenci, Ariz.
F	20	Khalid Thomas	Jr.	6-9/210	JC transfer from College of Southern Idaho/Portland product/GW 3PTer at Princeton
F	22	Andre Allen	Jr.	6-9/215	JC transfer from Arizona Western; 13.3 ppg/8.4 rpg last season
F	23	Romello White	Jr.	6-8/220	Three-year starter from Atlanta who played for Jerry Stackhouse in club hoops
F	24	Jalen Graham	Fr.	6-9/220	Long and skilled freshman from Phoenix's Mountain Pointe High School showing flashes
G	25	Grant Fogerty	Sr.	6-0/175	Senior walkon from nearby Desert Mountain HS
F	30	Kyle Feit	So.	6-4/190	IMG Academy (Fla.) walkon who sat last year with injury
F	35	Taeshon Cherry	So.	6-9/220	Sun Devils are 8-0 when he scores in double digits
<b>Head Coach:</b> Bobby Hurley/42-20 at Buffalo (2013-15); 1992 Final Four MOP					
<b>Coaching Staff:</b> Rashon Burno (Associate HC), Eric Brown, Rasheen Davis					
<b>Special Assistant to HC:</b> Ben Wood <b>Operations:</b> Derrick Wrobel					
<b>Sports Performance:</b> Daniel Marshall <b>Trainer:</b> John Anderson					



**PAC-12 REFRESHER:** ASU finished second in the Pac-12 for just the fourth time in its 41-year Pac-10/12 history last year (2009-10, 1980-81 and 1979-80). ASU won 12 loop games for just the sixth time.

#### BEST PAC-12 RECORDS

16-2: 1980-81

15-3: 1979-80

12-6: 2018-19, 2009-10, 1994-95, 1982-83

**ROAD:** ASU opened Pac-12 play with three straight on the road for the seventh time in the past 12 seasons and for the third time in Coach Hurley's five seasons (also in 2017-18, 2016-17, 2014-15, 2011-12, 2010-11 and 2008-09). Coach Hurley's squad navigated something similar as in the past three seasons six times teams have opened with five of first seven on the road (as USC did this year). ASU in 2017-18 is the only one of the six to make the NCAA Tournament in that time.

**DARN IT, HE WAS PLAYING WELL:** Junior Romello White sprained his right ankle on Dec. 28 vs. Texas Southern and only played the first eight minutes as his stats took a hit as he played limited minutes at Arizona on Jan. 4. He had 18 points and 17 rebounds in the Georgia win on Dec. 14 and was averaging 14.7 points and 13.7 rebounds and was 32-of-44 (.727) from the field in his previous six games to TSU (Dec. 28).

**SOME SOLID DUBS:** Bobby Hurley has led ASU to a 47-16 regular season non-conference record in his five years, with notable wins over NC State, at Creighton, Texas A&M, UNLV (twice), Stephen F. Austin, Kansas State, Xavier, St. John's (twice plus a NCAA Tournament win), Kansas (twice), Vanderbilt and Georgia (twice).

**ROAD WINS:** ASU's 5-4 Pac-12 road mark last year was its best since the 2009-10 and 2008-09 teams went 5-4 and matched ASU's best Pac-12 road mark in 39 seasons. Last year was only ASU's sixth winning road record since it joined the Pac-10 in 1978-79 (41 seasons). Ned Wulk's 1980-81 (8-1) and 1979-80 (7-2) teams set the bar, while Bill Frieder's 1994-95 Sweet Sixteen team also went 5-4.

**NCAA NOTE:** ASU had been to four NCAA Tournaments (1995, 2003, 2009 and 2014) in 26 seasons (1992-2017) and not been back-to-back since 1980-81. Remy Martin, Kimani Lawrence and Romello White have now gone to the Dance in each of their first two seasons.

**WHO WE LOST:** Three regular rotation players are gone from last year, including All-Pac-12 performers Zylan Cheatham and Lu Dort (Pac-12 Freshman of the Year), as well as De'Quon Lake.

**LOTS OF HOTEL PENS:** ASU played five of its first seven in Shanghai, Connecticut, New Jersey and San Francisco as it spent 17 of its first 32 nights of the season in a hotel and flew 20,134 miles on nine flights. When Coach Hurley took the ASU job in April of 2015 he said ASU was going to play some folks and not be afraid to go on the road. ASU's tally of non-conference states in his five years is at 11 with other trips to the Bahamas (vs. Kentucky) and China. ASU has played non-conference games in New York (MSG and Barclays), Nebraska (Creighton), at Kentucky, Nevada (at UNLV), Florida (Old Spice Classic), California (San Francisco and San Diego State), at Kansas, at Georgia, Tennessee (Vanderbilt) and New Jersey (at Princeton).

**CARRIED LEAGUE:** In Bobby Hurley's first four seasons, ASU led the Pac-12 in wins over ranked out-of-conference teams in the regular season (five) with wins over Kansas (twice), Xavier, Mississippi State and Texas A&M. Four of the wins were away from Tempe. The rest of the league was 15-42 in those four seasons and seven of the teams had one or zero wins.

**ON THE ROAD (AGAIN) TO START PAC-12:** ASU opened Pac-12 on the road for the eighth time in past dozen seasons when it traveled to Arizona on Jan. 4. Ironically with the 20-game league slate and opening weekends announced, ASU will travel to Cal and make it nine times in past 13 years to open the Pac-12 season on the road next year.

**SUN DEVIL PAC-12 OPENERS PAST 12 SEASONS  
(AND ALSO NEXT YEAR -- HOME GAMES BOLD)**

ASU @California (Dec. 3, 2020)  
@#25 Arizona 75, ASU 47 (Jan. 4, 2020)  
**Utah 96, ASU 86 (Jan. 3, 2019)**  
@#17 Arizona 84, #3 ASU 78 (Dec. 30, 2017)  
ASU 98, @Stanford 93 (Dec. 30, 2016)  
**#4 Arizona 94, ASU 82 (Jan. 3, 2016)**  
@#8 Arizona 73, ASU 49 (Jan. 4, 2015)  
**Washington 76, ASU 65 (Jan. 2, 2014)**  
**ASU 55, Utah 54 OT (Jan. 2, 2013)**  
@Arizona 68, ASU 51 (Dec. 31, 2011)  
@Oregon State 80, ASU 58 (Dec. 30, 2010)  
@UCLA 72, ASU 70 (Dec. 31, 2009)  
ASU 90, @Stanford 60 (Jan. 2, 2009)

**CLOSE OUT AND HAND UP:** Sun Devil opponents are shooting .320 from the three-point stripe, the third-best defensive mark in ASU history.

**SUN DEVIL BEST THREE-POINT DEFENSE TEAMS**

.317, 2009-10 (181-571)  
.319, 2008-09 (212-665)  
.320, 2019-20 (129-403)  
.326, 2012-13 (175-536)  
.333, 1994-95 (137-411)  
.334, 2018-19 (292-874)

**ROAD:** ASU won at Princeton (67-65/Nov. 26) and San Francisco (71-67/Dec. 3), as it is 7-2 (.778) in OOC road games under Bobby Hurley, after going 8-22 (.267) in its previous 30 efforts.

**ASU OUT OF CONFERENCE ROADIES UNDER BOBBY HURLEY (7-2)**

ASU 71, San Francisco 67 (Dec. 3, 2019)  
ASU 67, Princeton 65 (Nov. 26, 2019)  
Vanderbilt 81, ASU 65 (Dec. 17, 2018)  
#20 ASU 76, Georgia 74 (Dec. 15, 2018)  
#16 ASU 95, #2 Kansas 85 (Dec. 10, 2017)  
ASU 74, San Diego State 63 (Dec. 10, 2016)  
ASU 66, UNLV 56 (Dec. 16, 2015)  
#5 Kentucky 72, ASU 58 (Dec. 5, 2015)  
ASU 79, Creighton 77 (Dec. 2, 2015)

**PHYSICAL:** Top wingspans on the team are Jalen Graham (7-2), Romello White (7-0) and Kimani Lawrence (6-11 1/2). Best standing vertical is Graham (32.5"), while Remy Martin is next (31.5") while best approach verticals are Remy (40.5"), Jaelen House (39.5") and Graham (39").

**REMY MARTIN 20+ SCORING TILTS (20)**

33 at Princeton (11/26/19)  
31 vs. Arizona (1/31/19)  
29 at Oregon (1/11/20)  
27 at Arizona (3/9/19)  
25 vs. #20 Colorado (1/16/20)  
24 vs. Arizona (1/25/20)  
24 at Oregon State (1/9/20)  
24 at California (1/9/19)  
23 vs. Texas Southern (12/28/19)  
23 vs. Georgia (12/14/19)  
23 vs. Colorado/China (11/9/19)  
22 vs. Utah (1/3/19)  
21 vs. Prairie View A&M (12/11/19)  
21 vs. #7 Virginia (11/23/19)  
21 at Georgia (12/15/18)  
21 at #2 Kansas (12/10/17)  
20 vs. Utah (1/18/20)  
20 at #25 Arizona (1/4/20)  
20 vs. Rider (11/17/19)  
20 vs. Colorado/Las Vegas (3/7/18)

**ROMELLO WHITE TOP SCORING TILTS**

25 vs. Northern Arizona (11/17/17)  
22 vs. St. John's at STAPLES (12/8/17)  
21 at Washington State (2/4/18)  
19 vs. #20 Colorado (1/16/20)  
19 vs. Louisiana (12/7/19)  
19 vs. UCLA (3/13/19)  
19 vs. Colorado (1/5/19)  
19 vs. Texas Southern (12/1/18)  
19 at Stanford (1/17/18)  
19 vs. Kansas State in Las Vegas (11/23/17)

**ROMELLO WHITE**

**14 DOUBLE-DOUBLES (6 IN 2019-20)**

19/10 vs. #20 Colorado (1/16/20)  
18/12 vs. Creighton (12/21/19)  
18/17 vs. Georgia (12/14/19)  
14/16 vs. Prairie View A&M (12/11/19)  
19/14 vs. Louisiana (12/7/19)  
14/11 at San Francisco (12/3/19)  
18/11 vs. Princeton (12/29/18)  
19/14 vs. Texas Southern (12/1/18)  
13/11 vs. California (3/1/18)  
10/14 at Washington (2/1/18)  
10/11 at Colorado (1/4/18)  
14/11 vs. UC Irvine (11/9/17)  
16/15 vs. San Diego State (11/14/17)  
16/13 vs. San Francisco (2/2/17)

### **BOBBY HURLEY YEAR-BY-YEAR**

**7-YEAR TOTALS: 127-85 (.597)**

**ASU: 85-65 (.563/5 SEASONS)**

2019-20: 12-7

2018-19: 23-11

2017-18: 20-12

2016-17: 15-18

2015-16: 15-17

### **BUFFALO (42-20/.677)**

2014-15: 23-10

2013-14: 19-10

**COACH AS PLAYER:** Coach Hurley's 145 assists in 20 games is a NCAA Tournament record. Other numbers:

**.583:** In the 1992 Final Four, Coach made 7-of-12 three pointers en route to the Most Outstanding Player honors.

**.667:** In the April 4, 1992 Final Four game vs. Indiana, Coach went 6-of-9 from the three-point stripe.

**2:** In addition to 1992 Most Outstanding Player honors, Coach also earned 1991 All-Tournament Team honors.

**9:** In the 1991 title game vs. Kansas on April 1, he posted nine assists.

**119:** 119-26 (.821) in his four years at Duke.

**18-2:** 18-2 in NCAA Tournament career.

### **3-PTERS IN NCAA TOURNAMENT**

47, Lee Humphrey, UF, 2004-07

43, Shelvin Mack, Butler, 2009-11

**42, Bobby Hurley, Duke, 1990-93**

### **NCAA TOURNAMENT GAMES**

23, Christian Laettner, Duke, 1989-92

22, Greg Koubek, Duke, 1988-91

22, Brian Davis, Duke, 1989-92

21, Wayne Turner, Kentucky, 1996-99

20, Thomas Hill, Duke, 1990-93

**20, Bobby Hurley, Duke, 1990-93**

20, Grant Hill, Duke, 1991-94

20, Antonio Lang, Duke, 1991-94

**2018-19 QUICK REVIEW:** ASU was 23-11 and 12-6 (second) in the Pac-12 after being picked sixth in the preseason media poll. It beat No. 1 Kansas on Dec. 22, ASU's first win over No. 1 at home and second all-time (won at Oregon State in March of 1981) and notched first NCAA Tournament win since 2009 with a 74-65 victory over St. John's on March 20.

**THAT HALFTIME STAT:** ASU has 24 wins (11 on the road) when trailing at the half under Bobby Hurley in five seasons, after going 12-64 (.157) the previous five seasons. It did it seven times in 2017-18 and did it in 2018-19 at Georgia, vs. No. 1 Kansas, at California, at UCLA, vs. Cal and at Oregon State. This year it has halftime comeback wins over St. John's, at Princeton vs. No. 22 Arizona.

**OUT OF GATE:** Not many have been better early than ASU as it is 16-2 the past three seasons in November. The win list includes five teams that would make NCAA Tournament that same season.

### **ASU 16-2 NOVEMBER RECORD PAST THREE SEASONS**

ASU 67, @Princeton 65 (Nov. 26, 2019)

#7 Virginia 48, ASU 45 (Nov. 24, 2019)

ASU 80, St. John's 67 (Nov. 23, 2019)

ASU 92, Rider 55 (Nov. 17, 2019)

ASU 90, Central Connecticut State 49 (Nov. 14, 2019)

Colorado 81, ASU 71 at Shanghai (Nov. 9, 2019)

ASU 89, Omaha 71 (Nov. 28, 2018)

ASU 87, Utah State 82 at Las Vegas (Nov. 21, 2018)/2019 MWC Champ and NCAA Team

ASU 72, #16 Mississippi State 67 at Las Vegas (Nov. 19, 2018)/2019 NCAA Team

ASU 90, Long Beach State 58 (Nov. 12, 2018)

ASU 80, McNeese State 52 (Nov. 9, 2018)

ASU 102, Cal State Fullerton 94, 2 OT (Nov. 6, 2018)

ASU 102, #15 Xavier 86 at Las Vegas (Nov. 24, 2017)/eventual No. 1 seed in 2018

ASU 92, Kansas State 90 at Las Vegas (Nov. 23, 2017)/Elite Eight in 2018

ASU 99, UC Irvine 78 (Nov. 19, 2017)

ASU 97, NAU 62 (Nov. 17, 2017)

ASU 90, San Diego State 68 (Nov. 14, 2017)/2018 NCAA team and MWC Tourney champ

ASU 94, Idaho State 74 (Nov. 10, 2017)

**ROMELLO WHITE PAST NOTES:** When he shoots it, he usually makes it. Romello made .625 of his shots in his first two seasons including 120-of-184 in his freshman year...coached by Jerry Stackhouse in the Atlanta AAU circuit...started 63 of 65 games his first two years and led team in offensive boards in each of the past two seasons with 77 last year and 79 in 2017-18...has two of the best field goal percentage mark's in Sun Devil history as he shot .652 in freshman year (fourth in Sun Devil record book) and .598 last year (ninth-best.)

### **ROMELLO WHITE TOP REBOUNTING GAMES**

17 vs. Georgia (Dec. 14, 2019)

16 vs. Prairie View A&M (Dec. 11, 2019)

15 vs. San Diego State (Nov. 14, 2017)

14 vs. Louisiana (Dec. 7, 2019)

14 vs. Texas Southern (Dec. 1, 2018)

14 at Washington (Feb. 1, 2018)

13 vs. San Francisco (Dec. 2, 2018)

12 vs. Creighton (Dec. 21, 2019)

12 vs. Saint Mary's (Dec. 18, 2019)



**REMY:** Everyone loves Remy. Those in maroon and gold really love Remy because his two best scoring games last year were wins over Arizona -- 31 in 95-88 double OT win on Jan. 31 and 27 in final game of regular season on road on March 9)...led ASU to first sweep over Arizona since 2008-09 and first win in Tucson since 2010...40-inch vertical jump... second-team All-Pac-12 by the league's coaches in 2018-19...notched 21 points, eight rebounds, five assists and three steals to spark Sun Devils back from an 18-point deficit to a 76-74 victory at Georgia on Dec. 15, 2018, leading to his Dec. 17 Pac-12 Player of the Week Award. Had 12 points, five boards, two assists and two steals in the second half, including back-to-back baskets inside the final 3:11 which gave ASU its first lead of game at 71-70....led Pac-12 with a 2.4 assist-to-turnover ratio and second in league at five apg...had his November and early December of 2018 ruined by a bum ankle.

#### SUN DEVIL TOP CAREER SCORING CHART

26. 1,137 – Fat Lever, '78-82
27. 1,123 – Tommy Smith, '99-03
28. 1,120 – Mike Batiste, '96-99
29. 1,113 – Dwayne Fontana, '90-94
30. 1,096 – Remy Martin, '17-present

**GOOD NOTE:** ASU has defeated six ranked teams in Bobby Hurley's five seasons, but it trailed at the half in five of the wins, including both wins over Kansas.

#### ASU WINS VS. RANKED TEAMS UNDER BOBBY HURLEY(ASU DEFICIT AT HALF)

- ASU 66, #22 Arizona 65 (Jan. 25, 2020)--Arizona 43, ASU 30
- #18 ASU 80, #1 Kansas 76 (Dec. 22, 2018)--Kansas 39, #18 ASU 31
- ASU 72, #15 Mississippi State 67 (Nov. 19, 2018/Las Vegas)
- #16 ASU 95, at #2 Kansas 85 (Dec. 10, 2017)--Kansas 40, #16 ASU 37
- ASU 102, #15 Xavier 86 (Nov. 24, 2017/Las Vegas)--Xavier 46, ASU 44
- ASU 74, #23 USC 67 (Feb. 12, 2016)--USC 30, ASU 27
- ASU 67, #18 Texas A&M 54 (Dec. 5, 2015)

**ROB EDWARDS:** Dropped buckets in big wins in 2018-19, with 15 off the bench vs. #1 Kansas, 19 vs. Arizona, 28 at Utah and 13 at Oregon State...when he scores 13, ASU is 17-5 and 11-2 when he scores 15...entered ASU with 909 points in 63 games (14.4 ppg.)...71-of-85 (.835) from the free throw line in 2018-19...missed six games early and only scored 14 points in the first nine games (14 in opener, six DNP's due to a back injury and zero points vs. Nevada and Georgia)...stats last year look a lot better when you remember he went from Nov. 7-Dec. 16 without scoring. In those three games he did play, he was 4-of-26 (.154) from field and 2-of-9 (.222) from three and had 14 points (all against CSF in the opener).

#### ROB EDWARDS 15+ POINTS SUN DEVIL SCORING TILTS (11-2)

- 28 at Utah (2/16/19)
- 24 vs. Utah (1/18/20)
- 23 vs. CCSU (11/14/19)
- 20 vs. Colorado/China (11/9/19)
- 19 vs. Arizona (1/31/19)
- 18 at Oregon State (1/9/20)
- 17 vs. Louisiana (12/7/19)
- 16 vs. California (2/24/19)
- 16 vs. Stanford (2/20/19)
- 15 vs. Arizona (1/25/20)
- 15 vs. Oregon (3/15/19)
- 15 vs. UCLA (3/14/19)
- 15 vs. #1 Kansas (12/22/18)

#### KIMANI LAWRENCE TOP SCORING GAMES

- 22 vs. #22 Mississippi State (11/19/18)
- 18 vs. Omaha (11/28/18)
- 16 vs. Cal State Fullerton (11/6/18)
- 16 vs. McNeese State (11/9/18)
- 15 at UCLA (1/24/19)
- 13 vs. Washington State (2/7/19)
- 13 vs. Texas Southern (12/1/18)
- 13 vs. Long Beach State (11/12/18)

**BUTTS IN SEATS:** The past two seasons have resulted in the best average attendance marks in Sun Devil history.

#### TOP AVERAGE SEASON ATTENDANCE MARKS

- 2017-18: 10,603
- 2018-19: 10,538
- 1995-96: 9,514
- 2008-09: 9,354
- 1994-95: 9,333

#### TEAM LEADERS IN 2019-20 (includes shared)

- Scoring:** Martin (14), Edwards (3), House (1), White (2), Verge (3)
- Rebounding:** White (14), Martin (1), Edwards (2), Verge (1), Cherry (2)
- Assists:** Martin (14), Verge (5), House (3), White (1)

#### THREE-POINT NOTE

Entering 2019-20 ASU has made a three-pointer in 621 straight games. The last time ASU did not make a three-pointer was in an 89-57 win over Washington in Tempe on Feb. 10, 2001.

#### TAESHON CHERRY DOUBLE-DIGIT SCORING GAMES (8-0)

- 19 vs. Omaha (Nov. 28, 2018)
- 15 vs. Oregon (Jan. 19, 2019)
- 15 vs. Utah State (Nov. 21, 2018)
- 14 vs. Texas Southern (Dec. 1, 2018)
- 12 vs. Oregon State (Jan. 17, 2019)
- 11 vs. Utah (1/18/2020)
- 11 vs. Stanford (Feb. 20, 2019)
- 10 at San Francisco (Dec. 3, 2019)

**THE STAT CREW SYSTEM**  
**Arizona St. Combined Team Statistics (as of Jan 26, 2020)**  
**All games**

Overall record: 12-7 Conf: 3-3 Home: 8-2 Away: 3-2 Neutral: 1-3

##	Player	gp-gs	min	avg	Total		3-Point		F-Throw		Rebounds				pf	dq	a	to	blk	stl	pts	avg
					fg-fga	fg%	3fg-fga	3fg%	ft-fa	ft%	off	def	tot	avg								
01	Remy Martin	19-19	635	33.4	134-302	.444	36-109	.330	71-96	.740	9	55	64	3.4	29	0	79	56	1	35	375	19.7
11	Alonzo Verge Jr.	16-9	408	25.5	77-200	.385	9-44	.205	33-44	.750	13	45	58	3.6	22	0	42	29	2	20	196	12.3
23	Romello White	18-17	497	27.6	72-111	.649	0-0	.000	44-71	.620	48	114	162	9.0	39	1	15	32	22	6	188	10.4
02	Rob Edwards	19-16	502	26.4	66-179	.369	37-104	.356	27-36	.750	9	55	64	3.4	43	1	10	34	1	14	196	10.3
10	Jaelen House	18-0	368	20.4	32-98	.327	14-44	.318	28-34	.824	10	36	46	2.6	38	0	28	22	1	28	106	5.9
35	Taeshon Cherry	18-10	363	20.2	35-94	.372	13-53	.245	8-16	.500	16	38	54	3.0	57	3	11	12	7	7	91	5.1
04	Kimani Lawrence	18-11	303	16.8	31-82	.378	6-33	.182	14-29	.483	20	29	49	2.7	39	1	6	16	7	15	82	4.6
24	Jalen Graham	17-2	187	11.0	26-41	.634	0-0	.000	3-6	.500	23	21	44	2.6	24	0	9	13	20	3	55	3.2
05	Elias Valttonen	15-8	242	16.1	11-28	.393	7-13	.538	7-15	.467	4	29	33	2.2	29	0	6	9	2	7	36	2.4
20	Khalid Thomas	14-3	107	7.6	11-22	.500	6-14	.429	4-8	.500	4	13	17	1.2	8	0	2	1	1	8	32	2.3
30	Kyle Feit	5-0	10	2.0	2-5	.400	1-4	.250	3-4	.750	0	2	2	0.4	0	0	0	1	0	0	8	1.6
03	Caleb Christopher	6-0	23	3.8	1-6	.167	1-1	1.000	3-4	.750	1	1	2	0.3	3	0	0	2	0	1	6	1.0
00	Mickey Mitchell	11-0	128	11.6	4-16	.250	0-3	.000	2-3	.667	11	17	28	2.5	20	0	5	7	3	5	10	0.9
25	Grant Fogerty	4-0	5	1.3	0-0	.000	0-0	.000	1-2	.500	0	1	1	0.3	0	0	0	0	0	1	1	0.3
12	Micah Burno	4-0	5	1.3	0-0	.000	0-0	.000	0-0	.000	0	0	0	0.0	1	0	0	1	0	1	0	0.0
22	Andre Allen	4-0	13	3.3	0-0	.000	0-0	.000	0-0	.000	0	4	4	1.0	2	0	0	0	0	0	0	0.0
15	John Olmsted	3-0	4	1.3	0-1	.000	0-0	.000	0-0	.000	1	1	2	0.7	0	0	1	0	0	0	0	0.0
Team											22	44	66				5					
Total.....		19	3800		502-1185	.424	130-422	.308	248-368	.674	191	505	696	36.6	354	6	214	240	67	151	1382	72.7
Opponents.....		19	3800		465-1103	.422	129-403	.320	246-376	.654	198	551	749	39.4	351	9	235	311	69	111	1305	68.7

TEAM STATISTICS	ASU	OPP	Date	Opponent	Score	Att.
SCORING	1382	1305	11/08/19	vs Colorado	L 71-81	4328
Points per game	72.7	68.7	11/14/19	CENTRAL CONN. ST.	w 90-49	7496
Scoring margin	+4.1	-	11/17/19	RIDER	w 92-55	7472
FIELD GOALS-ATT	502-1185	465-1103	11/23/19	vs St. John's (NY)	w 80-67	7682
Field goal pct	.424	.422	11/24/19	vs Virginia	L 45-48	5822
3 POINT FG-ATT	130-422	129-403	11/26/19	at PRIN	w 67-65	2727
3-point FG pct	.308	.320	12/03/19	at San Francisco	w 71-67	2892
3-pt FG made per game	6.8	6.8	12/07/19	LOUISIANA	w 77-65	7685
FREE THROWS-ATT	248-368	246-376	12/11/19	PRAIRIE VIEW	w 88-79	6889
Free throw pct	.674	.654	12/14/19	GEORGIA	w 79-59	9067
F-Throws made per game	13.1	12.9	12/18/19	vs Saint Mary's (CA)	L 56-96	6892
REBOUNDS	696	749	12/21/19	CREIGHTON	L 60-67	9395
Rebounds per game	36.6	39.4	12/28/19	TEXAS SOUTHERN	w 98-81	8795
Rebounding margin	-2.8	-	* 01/04/20	at Arizona	L 47-75	14644
ASSISTS	214	235	* 01/09/20	at Oregon St.	w 82-76	4828
Assists per game	11.3	12.4	* 01/11/20	at Oregon	L 69-78	9213
TURNOVERS	240	311	* 01/16/20	COLORADO	L 61-68	9479
Turnovers per game	12.6	16.4	* 01/18/20	UTAH	w 83-64	9608
Turnover margin	+3.7	-	* 01/25/20	ARIZONA	w 66-65	13500
Assist/turnover ratio	0.9	0.8	* - Conference game			
STEALS	151	111				
Steals per game	7.9	5.8				
BLOCKS	67	69				
Blocks per game	3.5	3.6				
ATTENDANCE	89386	59028				
Home games-Avg/Game	10-8939	5-6861				
Neutral site-Avg/Game	-	4-6181				

Score by Periods	1st	2nd	Totals
Arizona St.	618	764	1382
Opponents	618	687	1305

**THE STAT CREW SYSTEM**  
**Arizona St. Combined Team Statistics (as of Jan 26, 2020)**  
**Conference games**

Overall record: 3-3 Conf: 3-3 Home: 2-1 Away: 1-2 Neutral: 0-0

#	Player	gp-gs	min	avg	Total		3-Point		F-Throw		Rebounds				pf	dq	a	to	blk	stl	pts	avg
					fg-fga	fg%	3fg-fga	3fg%	ft-fa	ft%	off	def	tot	avg								
01	Remy Martin	6-6	217	36.2	53-119	.445	16-46	.348	20-28	.714	2	15	17	2.8	10	0	26	19	0	8	142	23.7
02	Rob Edwards	6-3	158	26.3	26-60	.433	17-40	.425	9-12	.750	0	17	17	2.8	13	1	6	10	0	7	78	13.0
23	Romello White	6-6	172	28.7	21-37	.568	0-0	.000	7-13	.538	10	31	41	6.8	20	1	5	11	8	2	49	8.2
11	Alonzo Verge Jr.	6-4	137	22.8	17-60	.283	2-12	.167	8-13	.615	3	15	18	3.0	7	0	14	9	2	6	44	7.3
04	Kimani Lawrence	6-5	127	21.2	10-31	.323	2-13	.154	6-9	.667	10	10	20	3.3	15	0	3	5	4	4	28	4.7
35	Taeshon Cherry	6-6	132	22.0	9-28	.321	4-16	.250	1-5	.200	7	18	25	4.2	20	1	3	3	5	1	23	3.8
24	Jalen Graham	6-0	58	9.7	9-16	.563	0-0	.000	2-4	.500	13	6	19	3.2	7	0	3	3	6	0	20	3.3
10	Jaelen House	5-0	95	19.0	4-16	.250	1-6	.167	4-7	.571	3	6	9	1.8	10	0	3	4	0	3	13	2.6
05	Elias Valtonen	2-0	19	9.5	1-2	.500	1-1	1.000	0-2	.000	0	1	1	0.5	2	0	0	2	0	2	3	1.5
03	Caleb Christopher	2-0	2	1.0	0-1	.000	0-0	.000	2-2	1.000	0	0	0	0.0	0	0	0	1	0	0	2	1.0
00	Mickey Mitchell	6-0	82	13.7	2-8	.250	0-2	.000	2-2	1.000	6	12	18	3.0	13	0	2	6	3	2	6	1.0
30	Kyle Feit	1-0	0	0.0	0-0	.000	0-0	.000	0-0	.000	0	0	0	0.0	0	0	0	0	0	0	0	0.0
12	Micah Burno	1-0	0	0.0	0-0	.000	0-0	.000	0-0	.000	0	0	0	0.0	0	0	0	0	0	0	0	0.0
15	John Olmsted	1-0	0	0.0	0-0	.000	0-0	.000	0-0	.000	0	0	0	0.0	0	0	0	0	0	0	0	0.0
20	Khalid Thomas	1-0	1	1.0	0-0	.000	0-0	.000	0-0	.000	0	0	0	0.0	0	0	0	0	0	0	0	0.0
25	Grant Fogerty	1-0	0	0.0	0-0	.000	0-0	.000	0-0	.000	0	1	1	1.0	0	0	0	0	0	0	0	0.0
Team											11	17	28				1					
Total.....		6	1200		152-378	.402	43-136	.316	61-97	.629	65	149	214	35.7	117	3	65	74	28	35	408	68.0
Opponents.....		6	1200		145-332	.437	43-127	.339	93-140	.664	57	181	238	39.7	95	1	86	88	26	36	426	71.0

TEAM STATISTICS	ASU	OPP	Date	Opponent	Score	Att.
SCORING						
Points per game	408	426	* 01/04/20	at Arizona	L 47-75	14644
Scoring margin	68.0	71.0	* 01/09/20	at Oregon St.	W 82-76	4828
	-3.0	-	* 01/11/20	at Oregon	L 69-78	9213
FIELD GOALS-ATT	152-378	145-332	* 01/16/20	COLORADO	L 61-68	9479
Field goal pct	.402	.437	* 01/18/20	UTAH	W 83-64	9608
3 POINT FG-ATT	43-136	43-127	* 01/25/20	ARIZONA	W 66-65	13500
3-point FG pct	.316	.339	* - Conference game			
3-pt FG made per game	7.2	7.2				
FREE THROWS-ATT	61-97	93-140				
Free throw pct	.629	.664				
F-Throws made per game	10.2	15.5				
REBOUNDS	214	238				
Rebounds per game	35.7	39.7				
Rebounding margin	-4.0	-				
ASSISTS	65	86				
Assists per game	10.8	14.3				
TURNOVERS	74	88				
Turnovers per game	12.3	14.7				
Turnover margin	+2.3	-				
Assist/turnover ratio	0.9	1.0				
STEALS	35	36				
Steals per game	5.8	6.0				
BLOCKS	28	26				
Blocks per game	4.7	4.3				
ATTENDANCE	32587	28685				
Home games-Avg/Game	3-10862	3-9562				
Neutral site-Avg/Game	-	0-0				

Score by Periods	1st	2nd	Totals
Arizona St.	171	237	408
Opponents	195	231	426

## Individual Career History

### Taeshon Cherry

			Total		3-Point		F-Throws		Rebounds											Scoring	
Season	gp-gs	min/avg	fg-fga	pct	fg-fga	pct	ft-fta	pct	off	def	tot	avg	pf	fo	ast	to	blk	stl	pts	avg	
2018-19	30-3	523/17.4	63-161	.391	40-116	.345	10-14	.714	14	64	78	2.6	69	2	10	15	7	17	176	5.9	
2019-20	18-10	363/20.2	35-94	.372	13-53	.245	8-16	.500	16	38	54	3.0	57	3	11	12	7	7	91	5.1	
TOTAL	48-13	886/18.5	98-255	.384	53-169	.314	18-30	.600	30	102	132	2.8	126	5	21	27	14	24	267	5.6	

### Rob Edwards

Season	gp-gs	min/avg	Total		3-Point		F-Throws		Rebounds											Scoring	
			fg-fga	pct	fg-fga	pct	ft-fta	pct	off	def	tot	avg	pf	fo	ast	to	blk	stl	pts	avg	
2015-16*	32-29	994/31.1	130-331	.393	49-124	.395	89-119	.748	21	104	125	3.9	71	0	46	109	1	37	398	12.4	
2016-17*	31-30	964/31.1	167-404	.413	63-178	.354	114-149	.765	29	110	139	4.5	68	0	53	95	5	41	511	16.5	
2018-19	28-21	820/29.3	94-273	.344	51-136	.375	71-85	.835	9	83	92	3.3	55	0	36	37	5	28	310	11.1	
2019-20	19-16	502/26.4	66-179	.369	37-104	.356	27-36	.750	9	55	64	3.4	43	1	10	34	1	14	196	10.3	
TOTAL	47-37	1322/28.1	160-452	.354	88-240	.367	98-121	.810	18	138	156	3.3	98	1	46	71	6	42	506	10.8	
All*	110-96	3280/29.8	457-1187	.385	200-542	.369	301-389	.774	68	352	420	3.8	237	1	145	275	12	120	1415	12.9	

\* Statistics from prior team/school

### Kimani Lawrence

			Total		3-Point		F-Throws		Rebounds											Scoring	
Season	gp-gs	min/avg	fg-fga	pct	fg-fga	pct	ft-fta	pct	off	def	tot	avg	pf	fo	ast	to	blk	stl	pts	avg	
2017-18	19-0	186/9.8	22-48	.458	3-15	.200	11-13	.846	10	23	33	1.7	31	0	3	9	8	7	58	3.1	
2018-19	34-15	851/25.0	99-236	.419	33-105	.314	62-83	.747	36	83	119	3.5	89	2	43	46	8	19	293	8.6	
2019-20	18-11	303/16.8	31-82	.378	6-33	.182	14-29	.483	20	29	49	2.7	39	1	6	16	7	15	82	4.6	
TOTAL	71-26	1340/18.9	152-366	.415	42-153	.275	87-125	.696	66	135	201	2.8	159	3	52	71	23	41	433	6.1	

### Remy Martin

			Total		3-Point		F-Throws		Rebounds											Scoring	
Season	gp-gs	min/avg	fg-fga	pct	fg-fga	pct	ft-fta	pct	off	def	tot	avg	pf	fo	ast	to	blk	stl	pts	avg	
2017-18	32-0	762/23.8	107-236	.453	23-62	.371	71-94	.755	22	73	95	3.0	48	0	94	43	2	36	308	9.6	
2018-19	32-28	1042/32.6	139-346	.402	43-138	.312	92-125	.736	21	80	101	3.2	43	0	160	67	1	40	413	12.9	
2019-20	19-19	635/33.4	134-302	.444	36-109	.330	71-96	.740	9	55	64	3.4	29	0	79	56	1	35	375	19.7	
TOTAL	83-47	2439/29.4	380-884	.430	102-309	.330	234-315	.743	52	208	260	3.1	120	0	333	166	4	111	1096	13.2	

### Mickey Mitchell

Season	gp-gs	min/avg	Total		3-Point		F-Throws		Rebounds											Scoring	
			fg-fga	pct	fg-fga	pct	ft-fta	pct	off	def	tot	avg	pf	fo	ast	to	blk	stl	pts	avg	
2015-16*	23-7	295/12.8	17-48	.354	1-4	.250	12-23	.522	20	44	64	2.8	41	0	15	24	6	7	47	2.0	
2017-18	24-11	541/22.5	50-99	.505	7-20	.350	33-49	.673	35	90	125	5.2	72	2	39	33	13	21	140	5.8	
2018-19	6-0	53/8.8	5-7	.714	1-1	1.000	1-8	.125	6	10	16	2.7	7	0	6	6	0	1	12	2.0	
2019-20	11-0	128/11.6	4-16	.250	0-3	.000	2-3	.667	11	17	28	2.5	20	0	5	7	3	5	10	0.9	
TOTAL	41-11	722/17.6	59-122	.484	8-24	.333	36-60	.600	52	117	169	4.1	99	2	50	46	16	27	162	4.0	
All*	64-18	1017/15.9	76-170	.447	9-28	.321	48-83	.578	72	161	233	3.6	140	2	65	70	22	34	209	3.3	

\* Statistics from prior team/school

### Elias Valtonen

			Total		3-Point		F-Throws		Rebounds											Scoring	
Season	gp-gs	min/avg	fg-fga	pct	fg-fga	pct	ft-fta	pct	off	def	tot	avg	pf	fo	ast	to	blk	stl	pts	avg	
2018-19	21-0	78/3.7	5-9	.556	4-8	.500	2-2	1.000	1	7	8	0.4	7	0	2	6	4	3	16	0.8	
2019-20	15-8	242/16.1	11-28	.393	7-13	.538	7-15	.467	4	29	33	2.2	29	0	6	9	2	7	36	2.4	
TOTAL	36-8	320/8.9	16-37	.432	11-21	.524	9-17	.529	5	36	41	1.1	36	0	8	15	6	10	52	1.4	



Individual Career History

Romello White

Season			Total		3-Point		F-Throws		Rebounds										Scoring	
	gp-gs	min/avg	fg-fga	pct	fg-fga	pct	ft-fta	pct	off	def	tot	avg	pf	fo	ast	to	blk	stl	pts	avg
2017-18	31-31	752/24.3	120-184	.652	0-0	.000	85-154	.552	79	141	220	7.1	100	6	13	44	23	8	325	10.5
2018-19	34-32	851/25.0	113-189	.598	0-0	.000	70-121	.579	77	100	177	5.2	106	5	11	45	24	13	296	8.7
2019-20	18-17	497/27.6	72-111	.649	0-0	.000	44-71	.620	48	114	162	9.0	39	1	15	32	22	6	188	10.4
TOTAL	83-80	2100/25.3	305-484	.630	0-0	.000	199-346	.575	204	355	559	6.7	245	12	39	121	69	27	809	9.7

**THE STAT CREW SYSTEM**  
**Arizona St. Points-Rebounds-Assists (as of Jan 26, 2020)**  
**All games**

Opponent	Date	Score		00 MITCHELL,M	01 MARTIN,REM	02 EDWARDS,RO	03 CHRISTOPHE	04 LAWRENCE,K	05 VALTONEN,E	10 HOUSE,JAEL
vs Colorado	11/08/19	71-81	L	DNP	23-9-8	20-1-0	DNP	10-6-0	1-4-0	7-1-1
CENTRAL CONN. ST.	11/14/19	90-49	w	DNP	14-2-3	23-4-1	4-2-0	6-5-1	1-3-0	14-4-5
RIDER	11/17/19	92-55	w	DNP	20-3-3	5-3-0	0-0-0	2-2-0	6-3-1	20-5-2
vs St. John's (NY)	11/23/19	80-67	w	DNP	19-4-2	13-7-0	0-0-0	1-1-0	10-2-2	11-6-3
vs Virginia	11/24/19	45-48	L	DNP	21-1-3	10-6-0	DNP	0-3-0	0-3-0	0-4-3
at PRIN	11/26/19	67-65	w	DNP	33-4-3	3-1-1	DNP	0-0-0	4-3-0	2-5-2
at San Francisco	12/03/19	71-67	w	DNP	14-6-5	5-5-0	DNP	7-2-0	6-2-0	0-1-1
LOUISIANA	12/07/19	77-65	w	DNP	15-1-4	17-5-1	DNP	2-3-0	0-2-2	9-4-1
PRAIRIE VIEW	12/11/19	88-79	w	0-0-0	21-3-3	14-1-0	DNP	4-1-1	5-3-0	5-1-2
GEORGIA	12/14/19	79-59	w	0-0-0	23-3-6	5-5-0	0-0-0	11-2-0	0-3-0	2-1-3
vs Saint Mary's (CA)	12/18/19	56-96	L	0-5-1	0-1-1	0-4-0	DNP	0-1-0	0-2-0	0-1-0
CREIGHTON	12/21/19	60-67	L	0-1-0	7-5-7	2-2-1	DNP	DNP	0-1-0	3-2-1
TEXAS SOUTHERN	12/28/19	98-81	w	4-4-2	23-5-5	1-3-0	DNP	11-3-1	0-1-1	20-2-1
at Arizona	01/04/20	47-75	L	2-3-0	20-3-1	2-2-0	0-0-0	8-5-0	DNP	3-4-0
at Oregon St.	01/09/20	82-76	w	2-4-2	24-0-3	18-4-2	DNP	9-5-0	0-0-0	1-1-1
at Oregon	01/11/20	69-78	L	2-4-0	29-3-6	11-2-0	DNP	6-3-1	DNP	9-1-1
COLORADO	01/16/20	61-68	L	0-2-0	25-7-6	8-1-1	DNP	0-3-0	DNP	0-3-1
UTAH	01/18/20	83-64	w	0-3-0	20-1-6	24-1-2	2-0-0	5-3-1	3-1-0	DNP
ARIZONA	01/25/20	66-65	w	0-2-0	24-3-4	15-7-1	DNP	0-1-1	DNP	0-0-0

Opponent	Date	Score		11 ALONZO VE	20 THOMAS,KHA	23 WHITE,ROME	24 GRAHAM,JAL	25 FOGERTY,GR	30 FEIT,KYLE	35 CHERRY,TAE
vs Colorado	11/08/19	71-81	L	4-6-2	0-1-0	DNP	6-3-1	DNP	DNP	DNP
CENTRAL CONN. ST.	11/14/19	90-49	w	10-2-5	0-2-0	2-11-1	10-4-3	1-0-0	1-1-0	4-2-0
RIDER	11/17/19	92-55	w	11-6-4	2-0-0	11-7-1	4-4-0	0-0-0	5-0-0	6-3-3
vs St. John's (NY)	11/23/19	80-67	w	DNP	0-0-0	15-9-0	4-4-0	0-0-0	2-0-0	5-3-2
vs Virginia	11/24/19	45-48	L	DNP	0-0-1	10-3-0	2-0-0	DNP	DNP	2-1-0
at PRIN	11/26/19	67-65	w	DNP	14-2-1	11-9-3	0-1-0	DNP	DNP	0-1-0
at San Francisco	12/03/19	71-67	w	3-1-2	3-5-0	14-11-0	9-4-1	DNP	DNP	10-3-0
LOUISIANA	12/07/19	77-65	w	4-3-2	2-3-0	19-14-0	0-2-1	DNP	DNP	9-2-2
PRAIRIE VIEW	12/11/19	88-79	w	20-4-2	2-2-0	14-16-1	0-1-0	DNP	DNP	3-0-0
GEORGIA	12/14/19	79-59	w	15-5-2	0-0-0	18-17-1	0-1-0	DNP	DNP	5-3-0
vs Saint Mary's (CA)	12/18/19	56-96	L	43-3-2	0-0-0	5-12-0	0-1-0	DNP	0-1-0	8-0-0
CREIGHTON	12/21/19	60-67	L	19-4-0	3-0-0	18-12-2	DNP	DNP	DNP	8-6-0
TEXAS SOUTHERN	12/28/19	98-81	w	23-6-7	6-2-0	2-0-1	DNP	DNP	DNP	8-5-1
at Arizona	01/04/20	47-75	L	8-2-1	DNP	0-5-0	4-2-0	DNP	DNP	0-4-0
at Oregon St.	01/09/20	82-76	w	7-4-5	DNP	12-9-0	6-5-0	DNP	DNP	3-3-0
at Oregon	01/11/20	69-78	L	0-3-3	DNP	7-9-1	2-0-0	DNP	DNP	3-0-0
COLORADO	01/16/20	61-68	L	7-2-0	DNP	19-10-1	0-2-0	DNP	DNP	2-8-1
UTAH	01/18/20	83-64	w	9-3-3	0-0-0	5-4-1	4-3-1	0-1-0	0-0-0	11-5-1
ARIZONA	01/25/20	66-65	w	13-4-2	DNP	6-4-2	4-7-2	DNP	DNP	4-5-1

**THE STAT CREW SYSTEM**  
**Arizona St. Points-Rebounds-Assists (as of Jan 26, 2020)**  
**All games**

Opponent	Date	Score		00 MITCHELL,M	01 MARTIN,REM	02 EDWARDS,RO	03 CHRISTOPHE	04 LAWRENCE,K	05 VALTONEN,E	10 HOUSE,JAEL
vs Colorado	11/08/19	71-81	L	DNP	23-9-8	20-1-0	DNP	10-6-0	1-4-0	7-1-1
CENTRAL CONN. ST.	11/14/19	90-49	w	DNP	14-2-3	23-4-1	4-2-0	6-5-1	1-3-0	14-4-5
RIDER	11/17/19	92-55	w	DNP	20-3-3	5-3-0	0-0-0	2-2-0	6-3-1	20-5-2
vs St. John's (NY)	11/23/19	80-67	w	DNP	19-4-2	13-7-0	0-0-0	1-1-0	10-2-2	11-6-3
vs Virginia	11/24/19	45-48	L	DNP	21-1-3	10-6-0	DNP	0-3-0	0-3-0	0-4-3
at PRIN	11/26/19	67-65	w	DNP	33-4-3	3-1-1	DNP	0-0-0	4-3-0	2-5-2
at San Francisco	12/03/19	71-67	w	DNP	14-6-5	5-5-0	DNP	7-2-0	6-2-0	0-1-1
LOUISIANA	12/07/19	77-65	w	DNP	15-1-4	17-5-1	DNP	2-3-0	0-2-2	9-4-1
PRAIRIE VIEW	12/11/19	88-79	w	0-0-0	21-3-3	14-1-0	DNP	4-1-1	5-3-0	5-1-2
GEORGIA	12/14/19	79-59	w	0-0-0	23-3-6	5-5-0	0-0-0	11-2-0	0-3-0	2-1-3
vs Saint Mary's (CA)	12/18/19	56-96	L	0-5-1	0-1-1	0-4-0	DNP	0-1-0	0-2-0	0-1-0
CREIGHTON	12/21/19	60-67	L	0-1-0	7-5-7	2-2-1	DNP	DNP	0-1-0	3-2-1
TEXAS SOUTHERN	12/28/19	98-81	w	4-4-2	23-5-5	1-3-0	DNP	11-3-1	0-1-1	20-2-1
at Arizona	01/04/20	47-75	L	2-3-0	20-3-1	2-2-0	0-0-0	8-5-0	DNP	3-4-0
at Oregon St.	01/09/20	82-76	w	2-4-2	24-0-3	18-4-2	DNP	9-5-0	0-0-0	1-1-1
at Oregon	01/11/20	69-78	L	2-4-0	29-3-6	11-2-0	DNP	6-3-1	DNP	9-1-1
COLORADO	01/16/20	61-68	L	0-2-0	25-7-6	8-1-1	DNP	0-3-0	DNP	0-3-1
UTAH	01/18/20	83-64	w	0-3-0	20-1-6	24-1-2	2-0-0	5-3-1	3-1-0	DNP
ARIZONA	01/25/20	66-65	w	0-2-0	24-3-4	15-7-1	DNP	0-1-1	DNP	0-0-0

Opponent	Date	Score		11 ALONZO VE	20 THOMAS,KHA	23 WHITE,ROME	24 GRAHAM,JAL	25 FOGERTY,GR	30 FEIT,KYLE	35 CHERRY,TAE
vs Colorado	11/08/19	71-81	L	4-6-2	0-1-0	DNP	6-3-1	DNP	DNP	DNP
CENTRAL CONN. ST.	11/14/19	90-49	w	10-2-5	0-2-0	2-11-1	10-4-3	1-0-0	1-1-0	4-2-0
RIDER	11/17/19	92-55	w	11-6-4	2-0-0	11-7-1	4-4-0	0-0-0	5-0-0	6-3-3
vs St. John's (NY)	11/23/19	80-67	w	DNP	0-0-0	15-9-0	4-4-0	0-0-0	2-0-0	5-3-2
vs Virginia	11/24/19	45-48	L	DNP	0-0-1	10-3-0	2-0-0	DNP	DNP	2-1-0
at PRIN	11/26/19	67-65	w	DNP	14-2-1	11-9-3	0-1-0	DNP	DNP	0-1-0
at San Francisco	12/03/19	71-67	w	3-1-2	3-5-0	14-11-0	9-4-1	DNP	DNP	10-3-0
LOUISIANA	12/07/19	77-65	w	4-3-2	2-3-0	19-14-0	0-2-1	DNP	DNP	9-2-2
PRAIRIE VIEW	12/11/19	88-79	w	20-4-2	2-2-0	14-16-1	0-1-0	DNP	DNP	3-0-0
GEORGIA	12/14/19	79-59	w	15-5-2	0-0-0	18-17-1	0-1-0	DNP	DNP	5-3-0
vs Saint Mary's (CA)	12/18/19	56-96	L	43-3-2	0-0-0	5-12-0	0-1-0	DNP	0-1-0	8-0-0
CREIGHTON	12/21/19	60-67	L	19-4-0	3-0-0	18-12-2	DNP	DNP	DNP	8-6-0
TEXAS SOUTHERN	12/28/19	98-81	w	23-6-7	6-2-0	2-0-1	DNP	DNP	DNP	8-5-1
at Arizona	01/04/20	47-75	L	8-2-1	DNP	0-5-0	4-2-0	DNP	DNP	0-4-0
at Oregon St.	01/09/20	82-76	w	7-4-5	DNP	12-9-0	6-5-0	DNP	DNP	3-3-0
at Oregon	01/11/20	69-78	L	0-3-3	DNP	7-9-1	2-0-0	DNP	DNP	3-0-0
COLORADO	01/16/20	61-68	L	7-2-0	DNP	19-10-1	0-2-0	DNP	DNP	2-8-1
UTAH	01/18/20	83-64	w	9-3-3	0-0-0	5-4-1	4-3-1	0-1-0	0-0-0	11-5-1
ARIZONA	01/25/20	66-65	w	13-4-2	DNP	6-4-2	4-7-2	DNP	DNP	4-5-1

**THE STAT CREW SYSTEM**  
**Arizona St. Team Game-by-Game Comparison (as of Jan 26, 2020)**  
**All games**

Opponent	1st	2nd	Score	Mar	Total FG	FG Pct	3-Pointers	3FG Pct	Free Throws	FT Pct	Rebounds	Assist	T/Over	Block	Steal	Fouls
Colorado	29/42	42/39	71-81	(10)	25-65/30-65	.385/.462	8-20/6-16	.400/.375	13-18/15-25	.722/.600	36/48 (12)	12/12	16/18	6/3	10/6	24/14
CENTRAL CONN. ST.	43/23	47/26	90-49	+41	29-65/17-57	.446/.298	7-27/4-17	.259/.235	25-33/11-21	.758/.524	46/39 +7	19/9	11/23	5/5	14/6	18/28
RIDER	43/24	49/31	92-55	+37	35-82/23-60	.427/.383	10-32/3-21	.313/.143	12-20/6-14	.600/.429	45/47 (2)	15/10	7/29	6/3	16/7	18/22
St. John's (NY)	31/40	49/27	80-67	+13	28-61/25-66	.459/.379	5-19/3-16	.263/.188	19-26/14-22	.731/.636	39/41 (2)	9/9	13/16	4/4	6/4	19/21
Virginia	21/26	24/22	45-48	(3)	17-42/18-49	.405/.367	5-19/5-16	.263/.313	6-10/7-7	.600/1000	26/31 (5)	7/6	15/13	2/5	8/4	13/13
PRIN	26/31	41/34	67-65	+2	24-53/27-57	.453/.474	8-16/7-26	.500/.269	11-17/4-9	.647/.444	28/35 (7)	10/13	8/11	1/3	5/3	15/17
San Francisco	35/30	36/37	71-67	+4	26-62/24-66	.419/.364	5-12/8-28	.417/.286	14-19/11-16	.737/.688	42/41 +1	9/5	12/11	2/6	7/7	16/17
LOUISIANA	38/26	39/39	77-65	+12	28-67/21-49	.418/.429	6-26/8-24	.231/.333	15-22/15-20	.682/.750	42/34 +8	13/7	12/20	1/3	10/4	18/20
PRAIRIE VIEW	43/36	45/43	88-79	+9	23-51/25-58	.451/.431	5-17/8-16	.294/.500	37-51/21-33	.725/.636	34/39 (5)	9/16	13/20	4/3	8/6	25/31
GEORGIA	39/31	40/28	79-59	+20	33-67/23-66	.493/.348	6-25/2-24	.240/.083	7-16/11-20	.438/.550	42/43 (1)	12/12	17/19	1/1	9/11	18/20
Saint Mary's (CA)	19/51	37/45	56-96	(40)	23-64/34-57	.359/.596	3-22/16-26	.136/.615	7-8/12-17	.875/.706	33/37 (4)	4/19	15/10	3/3	5/10	20/16
CREIGHTON	32/30	28/37	60-67	(7)	23-65/27-61	.354/.443	7-26/7-24	.269/.292	7-10/6-8	.700/.750	37/43 (6)	11/15	11/11	3/4	5/2	14/15
TEXAS SOUTHERN	48/33	50/48	98-81	+17	36-63/26-60	.571/.433	12-25/9-22	.480/.409	14-21/20-24	.667/.833	32/33 (1)	19/16	16/22	1/0	13/5	19/22
Arizona	17/36	30/39	47-75	(28)	18-59/30-63	.305/.476	3-21/4-15	.143/.267	8-19/11-22	.421/.500	35/49 (14)	2/17	15/13	5/6	4/6	22/18
Oregon St.	36/25	46/51	82-76	+6	29-60/23-50	.483/.460	8-16/8-21	.500/.381	16-24/22-31	.667/.710	38/31 +7	13/13	12/14	3/5	10/5	24/18
Oregon	31/40	38/38	69-78	(9)	23-59/26-54	.390/.481	9-29/12-29	.310/.414	14-16/14-23	.875/.609	28/37 (9)	12/16	9/12	2/4	4/4	18/16
COLORADO	28/28	33/40	61-68	(7)	24-70/21-52	.343/.404	6-23/7-18	.261/.389	7-11/19-26	.636/.731	42/40 +2	10/13	14/13	7/3	3/8	22/16
UTAH	29/23	54/41	83-64	+19	30-58/22-56	.517/.393	11-18/6-24	.611/.250	12-18/14-20	.667/.700	30/38 (8)	15/16	12/18	6/3	6/6	16/14
ARIZONA	30/43	36/22	66-65	+1	28-72/23-57	.389/.404	6-29/6-20	.207/.300	4-9/13-18	.444/.722	41/43 (2)	13/11	12/18	5/5	8/7	15/13


Note: Game totals are displayed in the format TEAM/OPPONENT for each category

**THE STAT CREW SYSTEM**  
**Arizona St. Game-by-Game Highs (as of Jan 26, 2020)**  
**All games**

Opponent	Date	Score	Points	Rebounds	Assists	Steals	Blocked shots
vs Colorado	11/08/19	71-81	23-Remy Martin	9-Remy Martin	8-Remy Martin	5-Remy Martin	5-Jalen Graham
CENTRAL CONN. ST.	11/14/19	90-49	23-Rob Edwards	11-Romello White	5-Alonzo Verge Jr. Jaelen House	4-Jaelen House	3-Romello White
RIDER	11/17/19	92-55	20-Jaelen House Remy Martin	7-Romello White	4-Alonzo Verge Jr.	4-Remy Martin Alonzo Verge Jr.	2-Romello White Jalen Graham
vs St. John's (NY)	11/23/19	80-67	19-Remy Martin	9-Romello White	3-Jaelen House	3-Jaelen House	4-Jalen Graham
vs Virginia	11/24/19	45-48	21-Remy Martin	6-Rob Edwards	3-Remy Martin Jaelen House	2-Khalid Thomas Remy Martin	1-Taeshon Cherry Romello White
at PRIN	11/26/19	67-65	33-Remy Martin	9-Romello White	3-Remy Martin Romello White	2-Remy Martin Rob Edwards	1-Romello White
at San Francisco	12/03/19	71-67	14-Romello White Remy Martin	11-Romello White	5-Remy Martin	2-Khalid Thomas Remy Martin	1-Khalid Thomas Elias Valtonen
LOUISIANA	12/07/19	77-65	19-Romello White	14-Romello White	4-Remy Martin	2-Remy Martin Kimani Lawrence	1-Romello White
PRAIRIE VIEW	12/11/19	88-79	21-Remy Martin	16-Romello White	3-Remy Martin	3-Remy Martin Kimani Lawrence	2-Romello White
GEORGIA	12/14/19	79-59	23-Remy Martin	17-Romello White	6-Remy Martin	6-Jaelen House	1-Romello White
vs Saint Mary's (CA)	12/18/19	56-96	43-Alonzo Verge Jr.	12-Romello White	2-Alonzo Verge Jr.	2-Mickey Mitchell	1-Rob Edwards Jalen Graham Romello White
CREIGHTON	12/21/19	60-67	19-Alonzo Verge Jr.	12-Romello White	7-Remy Martin	2-Remy Martin Alonzo Verge Jr.	2-Romello White
TEXAS SOUTHERN	12/28/19	98-81	23-Remy Martin Alonzo Verge Jr.	6-Alonzo Verge Jr.	7-Alonzo Verge Jr.	3-Kimani Lawrence	1-Elias Valtonen
at Arizona	01/04/20	47-75	20-Remy Martin	5-Romello White Kimani Lawrence	1-Alonzo Verge Jr. Remy Martin	2-Remy Martin	4-Kimani Lawrence
at Oregon St.	01/09/20	82-76	24-Remy Martin	9-Romello White	5-Alonzo Verge Jr.	4-Alonzo Verge Jr.	2-Jalen Graham
at Oregon	01/11/20	69-78	29-Remy Martin	9-Romello White	6-Remy Martin	2-Romello White	1-Romello White Taeshon Cherry
COLORADO	01/16/20	61-68	25-Remy Martin	10-Romello White	6-Remy Martin	1-Remy Martin Jaelen House Rob Edwards	3-Romello White
UTAH	01/18/20	83-64	24-Rob Edwards	5-Taeshon Cherry	6-Remy Martin	3-Kimani Lawrence	2-Jalen Graham
ARIZONA	01/25/20	66-65	24-Remy Martin	7-Jalen Graham Rob Edwards	4-Remy Martin	2-Remy Martin Alonzo Verge Jr. Rob Edwards	2-Romello White




# 2019-20 SUN DEVIL TV ROSTER



**00 MICKEY MITCHELL**  
F 6-7 225 SR  
Orlando, FL



**1 REMY MARTIN**  
G 6-0 175 JR  
Chatsworth, CA



**2 ROB EDWARDS**  
G 6-5 205 SR  
Detroit, MI




**3 CALEB CHRISTOPHER**  
G 6-1 180 FR  
Carson, CA



**4 KIMANI LAWRENCE**  
F 6-8 220 JR  
Providence, RI



**5 ELIAS VALTONEN**  
G 6-7 195 SO  
Eura, Finland



**10 JAELEN HOUSE**  
G 6-2 160 FR  
Phoenix, AZ




**11 ALONZO VERGE, JR.**  
G 6-3 165 JR  
Chicago, IL




**12 MICAH BURNO**  
G 6-0 180 FR  
Scottsdale, AZ



**15 JOHN OLMSTED**  
F 6-10 215 FR  
Morenci, AZ




**20 KHALID THOMAS**  
F 6-9 210 JR  
Portland, OR



**22 ANDRE ALLEN**  
F 6-9 210 JR  
Los Angeles, CA



**23 ROMELLO WHITE**  
F 6-8 245 JR  
Atlanta, GA



**24 JALEN GRAHAM**  
F 6-9 205 FR  
Phoenix, AZ



**25 GRANT FOGERTY**  
G 6-0 175 SR  
Scottsdale, AZ



**30 KYLE FEIT**  
G 6-4 190 SO  
West Palm Beach, FL



**35 TAESHON CHERRY**  
F 6-8 210 SO  
El Cajon, CA

# Competition Under Coach Hurley



Coach Bobby Hurley and his staff have played non-conference games against some of the best and have proven they are not afraid to go on the road. Expect the effort to schedule the best to continue. In his first five years he has played road games all over the nation against all conferences with trips to Creighton, Georgia, Kansas, Kentucky, Princeton, San Diego State, San Francisco, UNLV and Vanderbilt.

## SUN DEVIL TEAMS PLAYED OR TO BE PLAYED SINCE HIRING OF BOBBY HURLEY

Creighton (Big East)	Nevada (MWC)	UNLV (MWC)
Georgia (SEC)	NC State (ACC)	Utah State (MWC)
Kansas (Big 12)	Purdue (Big 10)	Vanderbilt (SEC)
Kansas State (Big 12)	San Diego State (MWC)	Virginia (ACC)
Kentucky (SEC)	St. John's (Big East)	Xavier (Big East)
Marquette (Big East)	St. Mary's (WCC)	
Mississippi State (SEC)	Texas A&M (SEC)	



# Sun Devil Men's Basketball Head Coach Bobby Hurley

## SUN DEVIL NOTABLES UNDER HEAD COACH BOBBY HURLEY



Hurley coaching courtside against No. 1 Kansas.

- Named 14th men's basketball coach of ASU on April 9, 2015.
- Sun Devils matched highest ranking in school history (third) in December of 2017.
- Finished second in Pac-12 in 2018-19 (12-6) for just the fourth time in school history (41 seasons).
- Defeated No. 1 Kansas on Dec. 22, 2018, the program's only home victory against the nation's top-ranked team.
- Notched its first NCAA Tournament win since 2009 and posted 23 wins for just the eighth time in school history in 2018-19.
- Prior to its past two NCAA appearances, ASU had made the NCAA Tournament three times in the previous 22 seasons (1996-2017).
- ASU has averaged 80.04 points per game the past two seasons, tops in the Pac-12.
- ASU had not made March Madness in back-to-back years since 1980-81, yet now ASU is the only Pac-12 school to make the NCAAs the last two seasons.
- Won exempt tournaments in November of 2017 and 2018 after not winning one since November of 1994.
- In 2017-18 ASU averaged a school-record 10,603 fans, as the 4,103 extra bodies from 2016-17 to 2017-18 was the second-best increase in all of college hoops.



Hurley celebrating with the team after beating No.1 Kansas in 2018.