

2025 Sun Devil Baseball

GAME NOTES - ARIZONA

ARIZONA STATE

12-4 (0-0 Big 12)

@ASU_Baseball

@TheSunDevils

WEEK FIVE

March 11

6 p.m. AZT

Hi Corbett Field

Tucson, Ariz.

WATCH: ESPN+

LISTEN: KDSU 1060 AM

ARIZONA

11-4 (0-0 Big 12)

@ArizonaBaseball

@AZAthletics



ASU_BASEBALL



SUN DEVIL BASEBALL



ASU_BASEBALL

MEDIA RELATIONS CONTACT

Jeremy Hawkes

jrhawkes@asu.edu | C: 520-403-0121 | O: 480-965-9544

#10THINGS (Twitter-Friendly Notes)

- The Sun Devils have outscored opponents 279-167 over its last 30 games, posting a 21-9 record in the process (21-7 in the regular season).
- ASU have posted five straight games without an error and 11 this season, recording a .988 fielding percentage that is 4th in the country.
- The Sun Devils has 43 stolen bases this year, a total good for 8th in the nation - notable as ASU has not ranked in the Top-120 nationally since 2011 (18th/99).
- At 4.44, the Sun Devils have their lowest team ERA for any week in a season since they had a 3.23 ERA after six games in the 2023 season.
- The team's 6 runs allowed over 4 games last week was the lowest in a 4-game stretch since a 6-game stretch in 2021 where the team allowed just 6.
- The Sun Devils have scored in 55 halves of an inning on the year and have plated two or more runs in 35 of those.
- Among pitchers with 250+ pitches this season, Ben Jacobs 58.7 zone % is 11th nationally and Jack Martinez's 58.3 changeup whiff % is 16th.
- Tuesday's contest against Arizona marks the first time the program's play where BOTH have a sub-4.50 ERA since March 13, 2018.
- The Sun Devil bullpen has nine pitchers with 3+ innings pitched and a sub-3.50 ERA this season. At the 16-game mark a year ago, it had three.
- Out of ~12,000 Division I baseball players, Kien Vu (14.72) and Brandon Compton (14.44) rank 107th and 113th in Offensive Runs Above Replacement.

#BYTHENUMBERS

The Sun Devils have added a welcomed improvement in two areas this season, seeing notable gains on the basepath and playing in the field. ASU's 43 stolen bases this season are good for 8th in the nation and notable as ASU has not ranked in the Top-120 in the category nationally since 2011 (18th, 99). Arizona State has been caught stealing just six times of 49 attempts so far this season. The Sun Devils have also quietly put up 11 games this season with no errors and a .988 fielding percentage that is currently good for first in the Big 12 and 4th in the country. This tally is also notable as ASU has not ranked in the Top-100 in the category in each of the last three seasons.

The Sun Devils continue to excel in getting the swing and miss, ranking 19th nationally with an 11.1 K/9 tally that is good for second in the country. ASU has struck out double digit batters 11 times in 16 games this year. ASU's overall team WHIP sits 36th nationally at 1.25. It is notable as the team has not finished in the Top-100 in the category since 2012 (6th, 117). In fact ASU has been outside the Top-200 five different times since then and outside the Top-150 eight times. The Sun Devils also rank 53rd in walks allowed per nine innings (3.75), and while again not exceptional, notable as the team has not ranked in the Top-100 since that 2012 team was ninth in the country at 2.33. ASU has been outside the Top-150 in the category nine times since then.

The Sun Devils already have four games this season in which the team has struck out fewer than five times - notable as that already matches the team's total for the ENTIRE SEASON a year ago. Matt King has struck out once ever 19.5 at-bats this season, the second-best tally in the Big 12 and 23rd best in the country. Walker has struck out just once ever 12.7 at-bats this season, marking him the 6th-toughest player in the Big 12 to strikeout. Punishing first pitches has been for ASU in avoiding falling behind in counts, batting 35-86 (.406) on first pitch balls put into play. On average, opponents are seeing 16.9 pitches per inning this season compared to a similar 16.2 mark from the Sun Devil batters.

The Sun Devils bullpen has posted back-to-back midweek shutouts (2-0 at UCLA, 7-0 vs. UNLV), a feat the program had not accomplished since the 1996 season. This season is the first time ASU has posted two midweek shutouts since 2012, when the team beat Utah Valley (9-0) and Cal State Fullerton (1-0). It is the first time a team has back-to-back midweek shutouts over two separate teams since Feb. 5 and Feb. 20, 1990 vs. Chapman and Lubbock Christian (4-0, 4-0). These totals are all notable as ASU used five pitchers in each of those victories. In four midweek games this season, the Sun Devils have a 1.80 ERA, holding opponents to a .177 average against with 42 strikeouts in 35.0 innings with a 3-1 record. For perspective, the Sun Devils had a 6.21 ERA in midweeks last season with a .282 average against.

2025 SUN DEVIL BASEBALL SCHEDULE

Date	Opponent	Time/Score
14-Feb	Ohio State*	W 9-8
15-Feb	Ohio State*	W 7-6
16-Feb	Ohio State*	W 17-10
17-Feb	Austin Peay*	W 5-3
21-Feb	Oral Roberts*	L 7-8
22-Feb	Oral Roberts*	W 12-5
23-Feb	Oral Roberts*	W 9-2
25-Feb	@UCLA*	L 4-8
26-Feb	@UCLA*	W 2-0
28-Feb	Minnesota*	L 6-7
1-Mar	Minnesota*	L 4-6
2-Mar	Minnesota*	W 8-7
4-Mar	UNLV*	W 7-0
7-Mar	Gonzaga*	W 11-1
8-Mar	Gonzaga*	W 3-1
9-Mar	Gonzaga*	W 11-4
11-Mar	@Arizona*	6 p.m.
14-Mar	@TCU*	4 p.m.
15-Mar	@TCU*	12 p.m.
16-Mar	@TCU*	11 a.m.
18-Mar	USC	6:30 p.m.
21-Mar	Kansas*	6:30 p.m.
22-Mar	Kansas*	6:30 p.m.
23-Mar	Kansas*	1 p.m.
25-Mar	@UNLV	6 p.m.
28-Mar	@Utah*	5 p.m.
29-Mar	@Utah*	1 p.m.
30-Mar	@Utah*	12 p.m.
1-Apr	Cal State Fullerton	6:30 p.m.
4-Apr	Arizona*	6:30 p.m.
5-Apr	Arizona*	6:30 p.m.
6-Apr	Arizona* #	5 p.m.
8-Apr	CSUN	1 p.m.
11-Apr	@Cincinnati*	3 p.m.
12-Apr	@Cincinnati*	12 p.m.
13-Apr	@Cincinnati*	10 a.m.
14-Apr	@Purdue University	10 a.m.
17-Apr	Texas Tech*	6:30 p.m.
18-Apr	Texas Tech* #	7 p.m.
19-Apr	Texas Tech*	1 p.m.
22-Apr	@Grand Canyon	7 p.m.
24-Apr	BYU*	6:30 p.m.
25-Apr	BYU*	6:30 p.m.
26-Apr	BYU*	1 p.m.
29-Apr	Long Beach State	6:30 p.m.
30-Apr	Long Beach State	6:30 p.m.
2-May	@Baylor*	4:30 p.m.
3-May	@Baylor*	12 p.m.
4-May	@Baylor*	11 a.m.
9-May	Houston*	6:30 p.m.
10-May	Houston*	1 p.m.
11-May	Houston*	1 p.m.
13-May	Grand Canyon	6:30 p.m.
15-May	@Oklahoma State*	4 p.m.
16-May	@Oklahoma State*	4 p.m.
17-May	@Oklahoma State*	11 a.m.
20-May	Big 12 Tournament	
21-May	Big 12 Tournament	
22-May	Big 12 Tournament	
23-May	Big 12 Tournament	
24-May	Big 12 Tournament	

All times Arizona time

* - Indicates a Big 12 Conference game

- Indicates a ESPN2 Network Game

^ - Indicates a ESPN+ Live Stream Game

& - Indicates a Big+ Live Stream Game

PROJECTED STARTERS

ASU	ERA	W-L	IP	SO	BB	Opp. Avg
LHP Easton Barrett	1.80	1-1	5.0	4	3	.158

ARIZ	ERA	W-L	IP	SO	BB	Opp. Avg
RHP Raul Garayzar	2.70	0-0	6.2	8	0	.323

Five-Time NCAA Champions (1965, 1967, 1969, 1977, 1981) | 22 College World Series Appearances | 21 Conference Championships

134 All-Americans | 14 National Players of the Year | 13 College Baseball Hall of Fame Members | 967 Letterwinners

477 Major League Baseball Draft Picks | 117 Major Leaguers | 52 Major League Baseball First-Round Draft Picks

2025 Sun Devil Baseball

QUICK FACTS/MEDIA INFORMATION

GENERAL INFORMATION

Location.....	Tempe, Ariz.
Founded.....	1885
Enrollment.....	181,000
Nickname.....	Sun Devils
School Colors.....	Maroon and Gold
Home Field.....	Phoenix Municipal Stadium
Capacity.....	5,300
Muni Dimensions.....	Lines: 333 (LF) 334 (RF) Alleys: 385 CF: 395
Surface.....	Grass
Affiliation.....	NCAA Div. I
Conference.....	Big 12
President.....	Dr. Michael Crow
Director of Athletics.....	Graham Rossini
Athletic Dept. Phone.....	(480) 965-3482
Ticket Office Phone.....	(480) 727-0000
Athletics Department Address.....	Carson Student-Athlete Center
	500 East Veteran's Way
	P.O. Box 872505
	Tempe, AZ 85287-2505

PROGRAM HISTORY

First Year of Baseball.....	1907 (7-2)
Start of NCAA Baseball.....	1959 (28-18-1)
All-Time Record.....	3045-1575-8 (.660)*
Modern Era Record (Since Joining NCAA).....	2712-1230-4*
National Championships.....	5 (65, '67, '69, '77, '81)
Years in CWS/Last.....	22 (2010)*
All-Time CWS Record.....	61-38 (.616)*
NCAA Appearances/Last.....	41 (2021)*
NCAA Tournament Record.....	171-82 (.676)*
Best Record All-time.....	64-6 (.914) - 1972
Last All-Americans.....	2024 (2)
	Kien Vu (NCBWA, 3rd Team, Ryan Campos (ABCA, 3rd Team)

*- ASU vacated 44 wins, the Pac-10 title and the College World Series appearance from 2007. Records do not reflect the vacations.

COACHING STAFF

Head Coach.....	Willie Bloomquist (4th Season)
Alma Mater.....	Arizona State (1999)
Career Record/Record at ASU (Years).....	102-85 (4th Season)
Pitching Coach.....	Jeremy Accardo (1st Season)
Assistant Coach/Recruiting Coordinator.....	Sam Peraza (4th Season)
Assistant Coach/Hitting Coach.....	Jason Ellison (1st Season)
Director of Baseball Operations & Analytics.....	Dan Jaffe (3rd Season)
Special Assistant to Baseball Administration.....	Mike Goff (4th Season)
Director of Player Development.....	Sean McSheffery (2nd Season)
Pitching Analytics Coordinator.....	Jared Matheson (1st Season)
Graduate Assistant.....	Eamonn Lance (1st Season)
Head Student Manager.....	Colin Norkevicius (3rd Season)
Strength & Conditioning.....	Ted Henson (3rd Season)
Athletic Trainer.....	Jesse Lowman (11th Season)
Dir. of Community Relations.....	Armando Flores (18th Season)

SPORTS INFORMATION

Baseball Contact.....	Jeremy Hawkes (9th Season) (BSB)/14th Season)
Office.....	480-965-9544
Cell.....	520-403-0121
E-Mail.....	jdhawkes@asu.edu
Director of Sports Information.....	Doug Tammamaro
Email.....	tammamaro@asu.edu

2024 RECAP

Overall Record.....	32-26
Conference record.....	17-13
Home record.....	21-12
Away record.....	11-9
Neutral site record.....	0-5
Postseason.....	Pac-12 Tournament (T-5th in Regular Season)
Final national finish.....	--
Conference finish.....	T-5th
Players Drafted.....	4

MEDIA INFORMATION

Credentials

All credential requests should be sent via email to Jeremy Hawkes (jdhawkes@asu.edu).

Interview Policy

Sun Devil Baseball's weekly media availability will vary week-to-week based on the season's schedule but primarily be based around the 30+ home games. Media Relations Director Jeremy Hawkes will reach out each week to confirm availability dates. Media planning to attend must contact Jeremy Hawkes (520-403-0121/jdhawkes@asu.edu) ahead of time and inform him of their plans or to be added to the distribution list.

Throughout the season's schedule, ASU will host postgame interviews in the Omaha Room after each game. Media members should request players at the beginning of the ninth inning. Please contact Jeremy Hawkes or a member of the media relations staff in the press box to coordinate those interviews. Media members who wish to schedule an interview outside of practice must contact Jeremy Hawkes.

Media members may request one-on-ones for feature/human interest stories postgame after any game.

Photography/Videography

Accommodations for B-Roll purposes at practice can be made through Jeremy Hawkes (jdhawkes@asu.edu). During games, credentials must be worn in plain view throughout the game and all photographers must adhere to painted lines and instructions given by security personnel and/or Arizona State staff members at all times. At no point during game action should a member of the media be on the field of play. Contact Jeremy Hawkes for any details regarding shooting game action.

2025 Media Coverage

The vast majority the Sun Devils games this season will be available to fans via ESPN+ with a select few through linear ESPN channels.

The Sun Devil Sports Radio Network is scheduled to broadcast over 40 Sun Devil Baseball games this season between KDUS AM 1060 and other affiliated radio stations. Fans can listen to the broadcasts on the radio or via the TuneIn app on thesundevils.com. Links to the streaming audio can be found on the online baseball schedule.

Tim Healey is set to serve his 28th season as the "Voice of the Sun Devils" on baseball broadcasts and will be joined for the seventh-straight season by color analyst Max Rossiter, who was an all-conference catcher for the Devils from 2012-13.

2025 Sun Devil Baseball

GAME NOTES/ROSTERS

TUCSON -- Sun Devil Baseball heads down south for the first of four road games this week, taking on rival Arizona in a non-conference midweek game at Hi Corbett Field in Tucson, Ariz. on Tuesday, March 11. First pitch is scheduled for 6 p.m. AZT.

FOLLOW THE ACTION

- Tuesday's game will be available to stream through ESPN+. Fans can check with their local cable or internet providers to see if they are on an ESPN+ plan or visit <https://plus.espn.com/to/signup>.
- Friday's game will air over the local airwaves on KDUS 1060 AM with Jeff Munn and Max Rossiter providing the highlights. All the radio calls from games can also be streamed online at: kdus1060.com/sundevils
- Fans are always encouraged to follow the Sun Devil Baseball team on social media for any program or schedule updates throughout the week on the Sun Devil Baseball Twitter account: @ASU_Baseball

LAST TIME OUT: UNLV/GONZAGA

- The Sun Devils are winners of five straight after a 4-0 week at Phoenix Municipal Stadium this past weekend with a midweek win over UNLV and a weekend sweep over Gonzaga.
- ASU allowed just 11 hits in the three-game series (and 16 total over four games last week). The 11 hits were the fewest given up in a three-game series since the Sun Devils allowed just 10 to open the season against Northwestern in 2017. The 16 hits over a four game stretch were the fewest since also allowing 16 to Wisconsin-Milwaukee in the first for games of the 2009 season.
- The team's six runs allowed over four games last week was the lowest in a four-game stretch since a five-game stretch in 2021 where the team allowed just six total runs from March 6-March 14.
- UNLV fifth-year senior Will Marquart had been one of the go-to arms for the Rebels this season (2-0 record, , having given up just two home runs in his collegiate career in 58 career games. He gave up two in the fifth inning alone to the Sun Devils tonight.
- UNLV's Alex Overbay entered the game as the lone pitcher on the staff to not give up an earned run this season, with a 2-0 record, one save and 15 strikeouts in 72 innings of work with just three hits allowed all year. The Sun Devils tagged him for two runs in the eighth inning on three hits.
- It marked the first time the Sun Devils had two midweek shutouts since 2012, when the team beat Utah Valley (9-0) and Cal State Fullerton (1-0) on March 13 and March 27.
- It was the first time the team had back-to-back midweek shutouts since March 26-27, 1996 vs. Portland State (10-0, 12-0).
- It was the first time a team has back-to-back midweek shutouts over two separate teams since Feb. 5 and Feb. 20, 1990 vs. Chapman and Lubbock Christian (4-0, 4-0).
- It was the first time the Sun Devils have shut out UNLV since 2002 10-0 and just the seventh time in program history (spanning 93 games) in a series that dates back to the 1970s.
- In four midweek games this season, the Sun Devils have a 1.80 ERA, holding opponents to a .177 average against with 42 strikeouts in 35.0 innings with a 3-1 record. For perspective, the Sun Devils had a 6.21 ERA in midweeks last season with a .282 average against.

ON DECK: ARIZONA

- In the modern era of Sun Devil Baseball (since it became an NCAA sport in 1959), ASU owns a dominant 212-143 record against the Wildcats. ASU went 23-116 against the Wildcats prior to that dating back to 1907, skewing the overall series record all-time.
- A win would improve Willie Bloomquist to 8-5 in the regular season against Arizona and winners of 6 of the last 9 in the regular season series.
- With three home runs so far this season and 32 in his career, infielder Mason White currently sits tied for ninth on the Wildcats career leaderboard. White is tied with Moises Duran (2001-04) and is one homer shy of moving into a tie for 7th all time.
- The Arizona pitching staff has issued only 32 walks in 15 games and posted an average of 2.23 free passes per nine innings pitched, the second-best mark in Division I. The Wildcats 4.44 strikeout-to-walk ratio is currently the third-best mark in the nation.
- The Wildcats have posted a perfect 8-0 record at home this season while out-scoring their opponents 74-18. Inside the friendly confines of Hi Corbett Field, Arizona has registered an eye-popping .379 batting average to go along with a sparkling 1.72 ERA and an impressive .983 fielding percentage.

JACOB'S LADDER

- Jacob Tobias was named an NCBA Preseason All-American (2nd Team First Baseman) and D1Baseball's #6 First Baseman in the country.
- Tobias recorded his 39th career homer against Minnesota, moving him into sole possession of 10th place all-time in Sun Devil history. He ranks tied for 25th among active D1 players.
- He leads the team with 19 RBIs this season and is reaching base at a .370 clip over his .283 average. He has 41 RBIs in his last 22 games dating back to last season.
- He has a team-best six nine hit with runners in scoring position this season - three more than any other player. He has recorded the first ASU RBI of the game seven times on the season and lead's the team with four game-winning RBIs.
- He has been among ASU's best hitters with two outs, posting a .304 average on 7-of-23 hitting.
- Tobias bat .322 with a team-leading 58 RBIs last year, with 14 doubles and a team-leading 18 homers, the latter of which was good for second in the Pac-12 during the regular season. His .635 slugging percentage was sixth in the league in the regular season.
- He slugged .626 in Pac-12 games, the ninth-best tally in the conference and earned Pac-12 First Team All-Conference recognition at first base
- His 14 doubles gave him 33 for his ASU career while the 18 homers bumped his career tally to 35. The 35 homers are the seventh-most for a player in the career at ASU since the 1998 season
- Tobias needs three homers to move into ASU's top-10 in homers all-time and 22 home runs would set the ASU school record
- Tobias' 146 career RBIs are the 10th-most for an ASU player since the 1998 season and he needs 54 RBIs to reach 200 for his career and enter the Top-8 in ASU history and the first since Ike Davis (2006-08) to do so. His .553 career slugging percentage is also 19th at ASU in that time since 1998
- The junior posted his first career five-hit game in the finale against Arizona and added a four-hit game against Utah. He added another five-hit game in just seven innings against Texas Tech
- Tobias recorded 22 RBIs in his final six games of the season last year (six, eight, four, one, two, one).
- He joined Spencer Torkelson as the only other Sun Devil in the last decade to record over 50 RBIs and over 10 homers in back-to-back seasons. His 58 RBIs last season were sixth in the Pac-12.

ENJOYING THE VU

- Kien Vu began is coming off his best week of the season that saw him post a .500 average (7-of-14) with four home runs, three doubles, four walks and nine RBIs all in the leadoff spot for the Sun Devils.
- Vu leads the Sun Devils with a .339 average on the season with six homers and six doubles. His six homers are third in the Big 12 and 36th nationally. He is 10th in the league with 10 doubles and his .746 slugging percentage is ninth in the Big 12 and Top-100 nationally.
- He has also done a ton of damage on the basepaths, where he is currently 40th in the nation with nine stolen bases (on 12 attempts). He stole three in ASU's Friday game against Oral Roberts, one off the ASU single game school record.
- Vu is reaching base at a .444 clip on the year and he leads the team in advancing runners at a .679 clip (19-of-28).
- Vu is fifth in the Big 12 with 19 runs scored this year and he ranks 107th in the country in Offensive Wins Over Replacement at 14.72.
- Vu became the 133rd All-American in Sun Devil Baseball history after posting a .413 average over 47 games and 35 starts - the highest average in the Pac-12 and sixth in the country. He was second in the country in batting average on balls in play at .511
- Vu was selected as a NCBA Preseason All-American (2nd Team Outfielder), D1Baseball's #14 Outfielder, D1Baseball's #21 Big 12 2025 MLB Draft Prospect and an All-Big 12 Preseason Team (Outfielder).
- In the month of April last year, Vu posted a .439 average to lead the Sun Devils, boasting a gaudy .848 slugging percentage that was 100 points higher than any of his teammates. He had seven homers, four doubles and a triple while driving in 26 runs - 12 more than any other Sun Devil for the month. His efforts garnered him finalist consideration for the NCBA Hitter of the Month
- His .793 slugging percentage (14 homers, 11 doubles, two triples) was easily tops on the team while he also led the squad with 12 stolen bases on 13 chances. He reached base at a .497 clip on the year
- The .793 slugging percentage was 18th nationally and second in the Pac-12 and his .497 OBP was second in the league and 29th in the country.. The .793 slugging percentage was the highest at ASU since the 1998 season
- His 56 RBIs were second on the squad and eighth in the Pac-12 despite having over 20 fewer at-bats than the team's eight AB leaders and nearly 64 fewer ABs than the next closest player in front of him in the conference
- He led the Pac-12 in league-only games with a .418 average and .916 slugging percentage and his 31 RBIs in Pac-12 games were fifth in the league.

STRAIGHT OUTTA COMPTON

- Brandon Compton hasn't gotten many pitches to hit after an exception first week of the year, currently 8th in the nation with 19 walks on the season. That has contributed to his team leading .480 OBP.
- Compton has seven doubles this season, a total good for fourth in the Big 12 and 49th in the country.
- Compton ranks 114th among all Division I baseball players (~12,000) with a Offensive Runs Above Replacement Value of 14.44.
- Compton is second on the team in successfully advancing runners at a .618 clip (21-of-34) and his .316 average with two outs (6-of-19) in second on the team.
- Compton was named the Big 12 Player of the Week after an opening weekend in which he bat .461 on 6-of-13 hitting with nine RBIs (second in the league) and eight runs scored (first). He drew five walks while striking out just twice and had the go-ahead walk-off two-RBI double in ASU's Saturday win over Ohio State and the two-RBI go-ahead single in the fifth inning against Austin Peay. Compton became the 37th Freshman All-American in program history after becoming the fourth Sun Devil to be named Pac-12 Freshman/Newcomer of the Year last year.
- He went on to be named an All-Star in the Cape Cod League for Cotuit, where he bat .331 with six homers and 30 RBIs.
- Compton was named an NCBA Preseason All-American (1st Team Designated Hitter), 2025 Golden Spikes Award Preseason Watch List member, D1Baseball's #13 Outfielder and D1Baseball #29 2025 MLB Draft Prospect /#5 Big 12 entering the year.

NUMERICAL QUICK ROSTER

No.	Name	Pos	B/T	Yr.
2	King, Matt	INF	R/R	Sr.
3	Hernandez, Jonathon	OF	R/R	R-Jr.
4	Ryan, Jax	INF	R/R	So.
5	Garza, Manny	C	S/R	Sr.
6	Contrades, Nu'u	INF	R/R	Jr.
7	Walker, Kyle	INF	R/R	R-Jr.
8	Arlich, Max	LHP	L/L	Fr.
9	Briggs, Brody	C	L/R	R-Fr.
10	Martinez, Jack	RHP	R/R	Sr.
11	Vu, Kien	OF	L/L	Jr.
12	Alba, Jaden	RHP	R/R	So.
13	Meyer, Tyler	RHP	R/R	R-Jr.
14	Carlton, Cole	LHP/1B	L/L	So.
15	Kelly, Lucas	RHP	R/R	Jr.
16	Halvorson, Wyatt	RHP	R/R	So.
17	McGary, Ky	OF	R/R	Fr.
18	Tobias, Jacob	INF	L/R	Sr.
19	Daquila, Chance	RHP	R/R	Gr.
20	Schaefer, Derek	RHP	R/R	So.
21	Cromwick, Josiah	C	R/R	Gr.
22	Jacobs, Ben	LHP	L/L	Jr.
24	Jackson, Isaiah	OF	L/R	Jr.
25	Barnes, Bradyn	LHP	L/L	So.
26	Bates, Camden	INF	R/R	So.
27	Compton, Brandon	OF	L/L	R-So.
28	Barrett, Easton	LHP	L/L	Fr.
29	Belardes, Alec	RHP	R/R	R-Fr.
31	Koger, Will	RHP	L/R	Sr.
32	Butler, Josh	RHP	R/R	So.
35	Mousser, Max	RHP	R/R	Fr.
36	Neely, Jake	RHP	R/R	Fr.
38	Fitzpatrick, Sean	LHP	L/L	Jr.
40	Giblin, Jonah	RHP	R/R	R-Sr.
44	De Castro, Gian	INF	L/R	Fr.
45	Linder, Colin	RHP	R/R	Jr.
46	Zavorek, Beckett	INF	R/R	Fr.
47	Lettow, Rohan	RHP	R/R	So.
50	Buxton, Eli	RHP	R/R	Fr.
51	Hairston, Landon	INF	L/L	Fr.
52	Wagner, Chase	RHP	R/R	Fr.
53	Garber, Jonny	C	R/R	Jr.

ALPHABETICAL QUICK ROSTER

No.	Name	Pos.	B/T	Yr.
12	Alba, Jaden	RHP	R/R	So.
8	Arlich, Max	LHP	L/L	Fr.
25	Barnes, Bradyn	LHP	L/L	So.
28	Barrett, Easton	LHP	L/L	Fr.
26	Bates, Camden	INF	R/R	So.
29	Belardes, Alec	RHP	R/R	R-Fr.
9	Briggs, Brody	C	L/R	R-Fr.
32	Butler, Josh	RHP	R/R	So.
50	Buxton, Eli	RHP	R/R	Fr.
14	Carlton, Cole	LHP/1B	L/L	So.
27	Compton, Brandon	OF	L/L	R-So.
6	Contrades, Nu'u	INF	R/R	Jr.
21	Cromwick, Josiah	C	R/R	Gr.
19	Daquila, Chance	RHP	R/R	Gr.
44	De Castro, Gian	INF	L/R	Fr.
38	Fitzpatrick, Sean	LHP	L/L	Jr.
53	Garber, Jonny	C	R/R	Jr.
5	Garza, Manny	C	S/R	Sr.
40	Giblin, Jonah	RHP	R/R	R-Sr.
51	Hairston, Landon	INF	L/L	Fr.
16	Halvorson, Wyatt	RHP	R/R	So.
3	Hernandez, Jonathon	OF	R/R	R-Jr.
24	Jackson, Isaiah	OF	L/R	Jr.
22	Jacobs, Ben	LHP	L/L	Jr.
15	Kelly, Lucas	RHP	R/R	Jr.
2	King, Matt	INF	R/R	Sr.
31	Koger, Will	RHP	L/R	Sr.
47	Lettow, Rohan	RHP	R/R	So.
45	Linder, Colin	RHP	R/R	Jr.
10	Martinez, Jack	RHP	R/R	Sr.
17	McGary, Ky	OF	R/R	Fr.
13	Meyer, Tyler	RHP	R/R	R-Jr.
35	Mousser, Max	RHP	R/R	Fr.
36	Neely, Jake	RHP	R/R	Fr.
4	Ryan, Jax	INF	R/R	So.
20	Schaefer, Derek	RHP	R/R	So.
18	Tobias, Jacob	INF	L/R	Sr.
11	Vu, Kien	OF	L/L	Jr.
52	Wagner, Chase	RHP	R/R	Fr.
7	Walker, Kyle	INF	R/R	R-Jr.
46	Zavorek, Beckett	INF	R/R	Fr.

2025 Sun Devil Baseball

GAME NOTES

- He was named the Pac-12 Freshman of the Year after he led Pac-12 freshmen in homers (14), doubles (16), average (.354), slugging (.661), OBP (.427) and RBIs (51). He was 11th overall in doubles, 10th in homers, seventh in average, fifth in slugging, 11th in OBP and 14th in RBI.
- He was 35th among all players nationally in batting average on balls in play (.438)
- His .354 batting average was 10th among all D1 freshmen and third among Power Five Freshmen and his 14 homers were eighth among all freshmen nationally
- The youngster was third on the team with his .354 average last season. His .375 mark (24-of-64) with runners in scoring position was second on the team.
- 27 of his 51 RBIs came with two outs, leading the team in the category and having five more than any other player.
- Compton recorded three grand slams on the season, tied for the second most in program history and just one shy of the ASU single season record.
- His 1.089 OPS was third on the squad and fourth in the Pac-12 while his .307 ISO Slugging (Slugging Minus Average) was fifth the Pac-12.
- Compton was easily ASU's best hitter with two outs this season, recording a .438 average on 28-of-64 chances, leading the team in average and hits in the scenario.
- He was responsible for the go-ahead grand slam in the series finale against Ohio State that proved to be the difference in the 10-8 ballgame. He also had a huge game-tying RBI single in the eighth inning of ASU's eventual walk-off win over Oregon. He had the go-ahead two-run homer against Utah Valley as well.

ACTION JACKSON

- Isaiah Jackson has steadily put up hits in all but two of Arizona State's games this season and has a .302 average with 10 extra-base hits. His 7 doubles are fourth in the Big 12 and 49th in the country.
- The junior had a hit in each of the first six games of this season - the longest hitting streak for a Sun Devil this year. He five game hitting streak that began after the first ended is the second-best this season.
- Jackson is third on the team with a .308 average this year and tied for ninth in the Big 12 with five doubles.
- Jackson has been among ASU's best hitter with a runner in scoring position, posting a 6-for-17 (.353) mark in the category. His eight two-out RBIs are also the most on the team and two more than any other player and 75 percent of his 12 total RBIs
- Jackson continued showing exceptional defensive skills a year ago, being named the the Pac-12 All-Defensive team for the second straight year while adding a career best 31 RBIs and eight homers. Jackson bat .263 on the year but reached base at a .345 clip thanks to 18 walks and five HBPs.
- A year ago, Jackson was exceptional in the last 13 games of the regular season, batting .375 on 15-of-40 hitting.
- Jackson was third on the team in productive outs, advancing runners with an out 17 times.
- The sophomore recorded SportsCenter's No. 1 play against UCLA with his incredible leaping grab over the wall in right center field to rob a three-run homer from the Bruins, becoming a viral sensation overnight with several million views of the catch over multiple platforms.
- Jackson's eight putouts in center field in the USC finale were tied with Hunter Bishop (2019) for the second-most for an ASU outfielder since 1998 behind Joe Lampe's nine in 2021. Coincidentally, all three of those games have taken place against USC.
- Jackson homered in the first two games of the season, as did teammate Jacob Tobias, joining a small list of Sun Devils to do so since 1998, including Spencer Torkelson (2020), Riccio Torrez (2011) and Jason Kipnis (2008).

ALL ABOUT THE BENJAMINS

- Ben Jacobs sits 10th in the Big 12 with his 1114 K/9 percentage while his 26 total strikeouts are sixth in the league and 89th in the country.
- Jacobs' 5.20 strikeout-to-walk ratio this season is sixth in the Big 12 while his 0.95 WHIP is eighth in the league.
- Among D1 pitchers with at least 250 pitches this season, Ben Jacobs' 58.7 zone percentage is 11th in the nation.
- Jacobs is the reigning Big 12 Pitcher of the Week after he threw a perfect game though 17 batters in Friday's nights victory against Gonzaga, striking out six with no walks and just one hit allowed in his 6.0 innings - ASU's first quality start of the year
- Jacobs matched his career high with 11 strikeouts against Oral Roberts this season - doing so in just 5.0 innings of work.
- He cleaned up on the Preseason honors as he was named a D1Baseball Preseason All-American (3rd Team Starting Pitcher), Perfect Game Preseason All-American (2nd Team Starting Pitcher), NCBWA Preseason All-American (2nd Team Starting Pitcher), 2025 Golden Spikes Award Preseason Watch List member, D1Baseball's #13 Starting Pitcher, D1Baseball's #28 2025 MLB Draft Prospect/#4 Big 12, All-Big 12 Preseason Team (Starting Pitcher) and Prospects Live No. 2 left-handed pitching prospect for the 2025 MLB Draft.
- He was named the the U.S. Collegiate National Team in the summer, becoming the 43rd Sun Devil to accomplish the feat. He Recorded action on the mound in the International Friendship Series...Completed the series with a 2.08 ERA and seven strikeouts in 4.1 innings of work ... Finished with a 1-0 overall record...Yielded just two hits in a weather-shortened 3-2 win over Chinese Taipei in Cary, N.C., on June 30.
- Jacobs evolved into ASU's ace as last season progressed, earning Pac-12 Honorable Mention honors.
- He also tossed 5.0 scoreless innings for CoLit in the Cape Cod League with eight strikeouts over 5.0 innings
- Jacobs finished his debut season with the Devils with a 4.75 ERA and a team-best seven wins on the season, striking out 102 over 66.1 innings with a sub-.250 average against.
- The 102 strikeouts were 43rd nationally overall and 33rd following the end of the conference tournament season
- His 13.84 K/9 was 11th nationally and tops in the Pac-12 and his seven wins were third in the league
- Jacobs struck out a career-best 11 hitters in his Friday night win over USC, earning a quality start with a career-best 6.1 innings of work while allowing just a single run. He added a second quality start in 6.0 scoreless innings against Stanford with nine strikeouts.

WHO'S THEN U'U GUY

- Nu'u Contrades makes his long awaited return to the hot corner after missing the majority of last year with a back injury. He enters the season on D1Baseball's sixth-ranked third baseman in the country and the No. 22 MLB Draft prospect in the Big 12.
- Contrades is reaching base at a .425 clip this season over his .250 average. His 15 walks this season are third in the Big 12 and just outside the Top-100 nationally.
- Contrades is a perfect 6-for-6 on stolen bases, bringing his career tally to 15-of-18.
- Contrades has bat out of the leadoff position often this year and reached on 11-of-26 (.423) leadoff opportunities.
- Contrades has played exceptionally well at the hot corner, leading the team in defensive assists with 28 and having just one error on 38 chances for a .974 fielding percentage.
- Contrades was named the Big 12 Co-Player of the Week for his efforts against Oral Roberts, where he homered three times and bat at a .385 average with five RBIs and six runs scored.
- In limited action last year, Contrades reaching base at a .346 clip - striking out just twice in his first 21 ABs appearances, an area he struggled in as a freshman.
- The ASU third baseman bat .309 with 20 extra base hits (eight homers, two triples, 10 doubles) and recording 40 RBIs as a freshman in 2023.
- The .309 average was in the Top-5 for freshmen in the Pac-12 that year and Top-50 among all freshmen in the country...The rally at the dish came despite the youngster still sitting below the Mendoza line as of March 7
- He obliterated the University of Arizona in the three-game series in Tempe, where he was 7-14 (.500) with eight RBI, three runs scored...He played the winning run in Saturday's series-securing victory and scored it in the series finale Sunday and was named the Pac-12 Player of the Week in the process. He led the team with 10 RBIs (of 31 total for the week for ASU) with a .947 slugging percentage while batting .474 on 9-of-19 hitting in four total games that week
- Honored as the team's Bobby Winkles Award winner as a true freshman, Nu'u Contrades found himself at home in the valley as he earned All-Pac-12 honorable mention honors as an infielder.
- Had a productive Summer Ball campaign in the Northwoods League for the Duluth Huskies following his freshman season, making the league All-Star game and was the league leader in RBIs with 71 while slashing .320/.423/.563, recording 17 doubles and 13 homers across 60 games and 231 ABs

WALK THIS WAY

- Kyle Walker will assume the duties at second base this season after a very productive undergraduate campaign at Grambling.
- Walker has struck out just once ever 12.7 at-bats this season, marking him the 6th-toughest player in the Big 12 to strikeout. He is second on the team with 26 defensive assists.

- Walker enters the week tied for the team lead with an active 5-game hitting streak and he is third in the Big 12 with six HBPs this season.
- Walker's .487 career OBP is 14th among active D1 players that have played their whole careers at the D1 level and his .363 career average is 20th among those active players.
- Walker participated in the 2024 MLB Draft Combine and represented the U.S. Collegiate National Team during the summer, competing in the International Friendship Series against Chinese Taipei in Cary, N.C.
- As a redshirt sophomore in 2024, led Grambling State with a career-best .381 batting average, 11 home runs, 77 hits, and 71 runs scored. He recorded 114 defensive assists and turned 26 double plays in 2024
- Walker concluded his two-year career at Grambling State with a .376 batting average, .500 on-base percentage, 13 home runs, 135 hits, 70 RBIs, and 121 runs scored
- Walker began his Grambling State career in 2023 after redshirting his freshman year at Louisiana Tech, starting at second base and batted .372 with 2 home runs, 58 hits, and 50 runs scored in his debut season at Grambling.

YOU DON'T KNOW JACK

- Senior Jack Martinez has giving ASU much-needed longevity in his three starts this season, tossing a team-best 24.0 innings.
- He leads in the Big 12 with 35 strikeouts this season and his 13.13 K/9 is third in the league and 52nd in the country. His 5.00 strikeout to walk ratio is sixth in the Big 12.
- He was named the Big 12 Newcomer of the Week after the Gonzaga series where he posted a no-hitter through 6.2 innings en route to a 10 strikeout, two walk, one hit performance with no runs allowed.
- Among D1 pitchers his 58.3 whiff percentage on his changeup is 16th in the country.
- His 0.96 WHIP is ninth in the Big 12 and 100 th in the country and his 6.00 hits allowed per nine innings are 11th in the league.
- Martinez posted a 4.40 ERA for Louisiana in 2024 as helped the Ragin' Cajuns to the Sun Belt Conference regular season title and a spot in the NCAA Baseball Tournament where it advanced to the Regional Final against eventual College World Series runner-up Texas A&M
- He went a combined 10-1 on the mound in 38 career appearances at Division III Trinity University (Texas) and was named first-team All-Southern Collegiate Athletic Conference, first-team D3baseball.com All-Region and second-team ABCA Second Team All-Region
- He led a stellar pitching staff with a 212 earned run average in 2023, finishing the year with a 6-0 record and six saves as he recorded a team-best 81 strikeouts in 51.0 innings of work, holding opponents to a .163 batting average. He finished third among DIII players in strikeouts per nine innings (14.29).

SHORT KING

- A new face will be manning the pivotal shortstop position, but he isn't a new face at the position as Matt King will assume the duties this season.
- King has struck out once ever 19.5 at-bats this season, the second-best tally in the Big 12 and 23rd best in the country.
- The bat finally came alive for King against Minnesota as he recorded four doubles against Minnesota and now has a .308 average on the season while reaching base at a .449 clip.
- King's 175 career games are 32nd among active D1 players that have played their entire careers at the D1 level.
- King, a transfer from UTSA, was a three-year starter at short for the Roadrunners.
- He posted a career-best .336 average at UTSA as a junior in 2024 with 41 RBIs to finish his Roadrunner career with a .304 average with a .449 OBP and 127 RBIs over 163 games played
- King recorded 94 defensive assists as a junior and turned 15 double plays and finished the season with a 20+ game reached base streak en route to All-AAC First Team honors
- He played in all 57 games in 2023, earning a start in 56 of them -- all at shortstop... held a .318 batting average with 69 hits, 45 runs and 58 RBI... recorded 23 extra-base hits, including 11 doubles, six triples and six home runs... picked 22 multi-hit games and 14 multi-RBI games
- King won the starting shortstop battle early in the year as a true freshman in 2022 and held it down for UTSA, starting 41 games at short and a game apiece at second and first... hit .237 with a .348 OBP ... recorded 31 hits in 156 at-bats with 12 doubles, a triple and a home run to earn 28 RBI.
- King entered the season with 163 games played in his career.

GRABBING THE BULL-PEN BY THE HORNS

- The Sun Devil bullpen has made a habit of escaping jams under Willie Bloomquist, stranding 1,522 baserunners over 187 games, an average of 8.1 stranded opponent runners per game. ASU stranded 453 in 55 games last season and 108 in 16 games this season.
- The Sun Devil bullpen has limited opponents to just a .232 batting average this season over 721 innings with 90 strikeouts.
- Derek Schaefer (8.1 IP) and Lucas Kelly (8.0 IP) have still yet to allow a run this season. ASU has not had two pitchers with 5.0+ innings of work 15 games into the season with a 0.00 ERA since 2012 Matthew Dunbar (11.0) and Adam McCreery (8.0).
- In four midweek games this season, the Sun Devils have a 1.80 ERA, holding opponents to a .177 average against with 42 strikeouts in 35.0 innings with a 3-1 record. For perspective, the Sun Devils had a 6.21 ERA in midweeks last season with a .282 average against.
- This season is the first time ASU has posted two midweek shutouts since 2012, when the team beat Utah Valley (9-0) and Cal State Fullerton (1-0) on March 13 and March 27. It is the first time the team had back-to-back mid-week shutouts since March 26-27, 1996 vs. Portland State (10-0, 12-0). It is the first time a team has back-to-back midweek shutouts over two separate teams since Feb. 5 and Feb. 20, 1990 vs. Chapman and Lubbock Christian (4-0, 4-0). These totals are all notable as ASU used five pitchers in each of those victories (2-0 at UCLA, 7-0 vs. UNLV).
- Last season, ASU relief pitchers inherited 154 baserunners, of which only 57 scored (37.1 percent). That numbers sits at 9 of 23 this year (39.1).
- Sean Fitzpatrick was among the best in show in the category, stranding 19 of his 22 inherited runners on the year. He also leads the way in stranding four of five this season.
- Jonah Giblin has been exception in long relief for the Sun Devils this season, currently third on the team with 12.2 innings pitched and posting a 2.84 ERA with a 2-1 record and 15 strikeouts to four walks while opponents are hitting just .159 off of him.
- Lucas Kelly has not allowed a run in his first seven appearances out of the bullpen this season, giving up just six hits in 8.0 innings with nine strikeouts and a .207 average against.
- Cole Carlton has also been electric in long relief out of the pen, posting a 2.92 ERA over seven appearances with 19 strikeouts in 121 innings.
- Derek Schaefer has yet to give up an earned run in five relief appearances this season, allowing just one hit in 3.2 innings with a save and five strikeouts for a .071 average against with two saves.
- Will Koger needed just two appearances to earn the first two saves of the season for the Sun Devils in the opening weekend - becoming the first Sun Devil to pick up two saves through four games since RJ Dabovich in 2020.

PITCH AND CATCH

- While there is still a ton of season ahead, early returns on new Sun Devil pitching coach Jeremy Accardo have paid immediate dividends while the defenders behind him have done their part to reward the staff for throwing strikes and taking care of balls in play.
- At 4.44, the Sun Devils have their lowest team ERA for any week in a season since they had a 3.23 ERA after six games in the 2023 season.
- The Sun Devils have nine catchers with over 3.0 innings pitched and a sub-.350 ERA this season - notable as it had just three 16 games into the season a year ago.
- ASU's overall team WHIP sits 36th nationally at 1.25. It is notable as the team has not finished in the Top-100 in the category since 2012 (6th, 117). In fact ASU has been outside the Top-200 five different times since then and outside the Top-150 eight times.
- The Sun Devils also rank 53rd in walks allowed per nine innings (3.75), notable as the team has not ranked in the Top-100 since that 2012 team was ninth unit the country at 2.33. ASU has been outside the Top-150 in the category nine times since then.
- ASU is second in the Big 12 with a 11.1 K/9 average this season, good for 19th nationally. The Sun Devils have struck out double digit batters in 11 of 16 games on the season.
- The Sun Devils have posted 11 games this season without an error and have quietly put up a .988 fielding

percentage on the year - good for 4th in the country entering the week. ASU ranked outside the Top-100 in each of the last three seasons in the category.	
<ul style="list-style-type: none">ASU's five-game streak without an error is its longest since a nine-game stretch in the 2015 season.The Sun Devil pitchers have been amongst the most improved in the area, with no errors credited against them this season - notable as ASU pitchers were responsible for 12 of ASU's 60 errors last season (20.0 percent).	
JO-SEE-YAH	
<ul style="list-style-type: none">After a prolific offensive Fall and early Spring in team scrimmages, Josiah Cromwick has shown he can do it with the lights on as well, leading the Sun Devils with five home runs this season, leading the Big 12 and 35th in the country in the category.Cromwick has nine total hits on the season and all nine have gone for extra bases, recording five homers and four doubles.ASU went with Josiah Cromwick as the backstop to get the opening night start. Granted an extra year of eligibility by the NCAA, Cromwick was arguable the team's best play erthrough Fall and Preseason camp this year, recording 20 home runs in live AB scrimmages.The Sun Devils looked hard-pressed to replace one of the program's most prolific offensive players in history as All-American catcher Ryan Campos is now departed as an early round draft pick to the Cardinals organization, leaving a gap at the catcher position that was manned by the .369 career hitter the last three seasons but Cromwick has answered the call.Cromwick was a Top-25 catcher in the nation out of high school and started 67 games for the Oregon Ducks prior to transferring to ASU last year.	
HEADED TO THE GAP	
<ul style="list-style-type: none">ASU has recorded 40 doubles this year and multiple doubles in 12 games, ranking 12th in the country (and 21st at 2.50 per game).Eleven players have recorded a double already this season and eight have multiples, led by Brandon Compton and Isaiah Jackson lead the way with seven this season, fourth in the Big 12 and 49th in the country.The Sun Devils were tops in the Pac-12 and sixth in the country with 143 doubles last year in 58 games and the 2.47 doubles per game were fourth in the nation. The total was 15 more than any other team in the Pac-12 even without making the postseason.15 different Sun Devils had multiple doubles last season - the most of any school in the Pac-12.Ryan Campos was the Pac-12 leader with 25 doubles this year - a tally good for 7th nationally. Nick McLain was sixth with 18, Brandon Compton was 12th with 16. Jacob Tobias had 14, Harris Williams had 13 and Ethan Mendoza and Kien Vu had 11, giving ASU a Pac-12 leading seven players that have reached double digits in the category.ASU had multiple doubles in 39 games last season and at least one double in 51 of 63 games. The team's 143 double were fifth out of all ASU team's since 1998 in the category.ASU got a slow start in the doubles category in 2023 but came alive in the second half of the year. After having just 13 in the first 11 of the season, ASU finished with 108 to find itself in the Top-100 prior to the NCAA Tourney after being ranked as low as 232 through the first month of the season.The team recorded a double in 45 of 55 games overall that year with multiple doubles in 26 of those. Luke Keaschall finished seventh second in the entire country with 25 doubles.The Sun Devils recorded 134 doubles in 2022, good for 19th in the nation and third in the Pac-12. The 127 doubles during the regular season were the most for a Sun Devil team in the REGULAR SEASON in the BBCOR era (since 2011) and tied for the fifth-most in a regular season since 1998.ASU had at least one double in all but six games in 2022 and multiple doubles in 36 of 58 games.	
CHICKS DIG THE LONG BALL	
<ul style="list-style-type: none">Arizona State has 23 home runs this season, a total that is fourth in the Big 12 and 28th nationally. Six players have homered and all six have multiple homers. Kien Vu is third in the Big 12 and 36th nationally with 6 homers.ASU has only had runners on base on 9 of those 23 homers though, looking to get the game-breaking big fly with runners on base.The Sun Devils had 102 homers last year, good for 30th nationally and surpassing the program's BBCOR record of 94 from the 2019 season. ASU became just the eighth Sun Devil team in the program's illustrious history to reach 100 home runs and the first to do it since having 101 in 1990. The 2024 Sun Devils were the fastest to reach triple digits in the category in program history, doing so in 56 games.ASU had five Sun Devils reach double digit homers (Ryan Campos, Kien Vu, Brandon Compton, Jacob Tobias and Nick McLain), marking the first time at ASU since 1993 that five players accomplished the feat (Todd Cady, Doug Newstrom, Antone Williamson, Paul Du Duca, Jacob Cruz). It was the first season that even four had reached the tally since 1994.11 different Sun Devils had multiple homers - second-best in the Pac-12 - and 13 homered overall, which was also the second-most in the league.The 2024 Sun Devils were the first ASU team to have 13 players homer since the 2008 squad also had 13.ASU homered once in each of the three games against Oregon State, notable as the Beavers had allowed just 10 homers all season entering the weekend and just five total at Goss Stadium.ASU had six homers in its road series against UCLA, the most allowed by UCLA in a three-game series this year. ASU had four in each of its first two games against USC, the most the Trojans had allowed in a game all year. ASU had five in a game against UC San Diego, the most it had allowed and had four in two of its games against UW, also the most the Huskies had allowed. With the team's five-homer game against Stanford - the most the Cardinal had allowed at the Sunken Diamond since 2000 - ASU had five-straight series in which it has recorded at least one game with the most home runs allowed by that opponent last season.The Sun Devils had eight homers in the Oregon series. Unfortunately, all came of the solo variety.The Sun Devils continue looking for the big hit with runners on base as ASU has 49 solo homers on its 102 last season. Of the team's 49 solo homers, however, 23 were of the leadoff variety and didn't give anyone a chance to be on base while five others came as part of back-to-back homers and thus, the same principle.The big homers with men on base, however, increased in the last month. Five of ASU's six homers against UCLA were two-run shots and 5 of 10 against USC were multi-run bombs, as were five of its seven against UC San Diego. Seven of the ten homers against Washington were multi-run shots. Four of the 11 homers against Stanford were three-run bombs while another was a two-run shot.The Sun Devils hit 19 more homers during the 2023 season (83) than it did the prior year, 12 different players logged a home run last season for ASU and 10 had multiple home runs. In 2023, ASU had eight different players with at least six homers - more than any other team in the Pac-12.The Sun Devils had seven players with at least seven homers that year - at the time two more than any other team at ASU had since at least the 1998 season. ASU had five players with at least seven homers in 2022, tied for the second-most at ASU since 1998. The Sun Devils had seven players with at least seven homers last season as well.ASU's 83 homers in 2023 were 56th in the country prior to the NCAA Tournament.The better news was ASU finally started the get pumps with runners on base. 37 of the team's last 66 Sun Devil home runs that year came with runners on base after 14 of the first 17 that season were solo shots. Of the 26 solo shots, 17 were leadoff homers and thus not given the opportunity to happen with runners on base.The timing of the home runs improved immensely over the second half of the 2022 season as well. On 24 of the final 37 homers on the year, ASU had at least one runner on base. That was notable as ASU had runners on base just eight times on the teams first 27 homers.Of the nine position players with at least 30 starts in 2022, all nine had multiple home runs. ASU had ten total players with multiple homers.	
COMING IN HOT	
<ul style="list-style-type: none">The Sun Devils have 21 innings this season scoring at least three runs, five with 4+ and three with 5+.Big innings have been the theme of ASU's season as the team has now scored in 55 halves of an inning on the year and have plated two or more runs in 35 of those.Last season, ASU has posted 68 3+ run innings and 414+ run innings. 21 times last season, ASU scored five or more runs in an inning.The Sun Devils thrived in the big innings in 2023 as well, 12 times recording five or more runs in an inning. The team recorded 51 innings with three or more runs scored.ASU recorded 10 or more hits in 39 of 58 games last season and in nine-straight games to conclude the regular season and 16 of the last 17 in the regular season. The team has 10 or more hits in eight games so far this season.ASU's 652 total hits last season were tops in the Pac-12 and 14th nationally.	

<ul style="list-style-type: none">The Sun Devils' offensive surge at the end of last year boosted its team slugging percentage to .541 on the year, good for tops in the Pac-12 and 15th nationally. The batting average was .313 for the year, tops in the Pac-12 and 12th nationally.The Sun Devils were second in the Pac-12 in averaging 8.3 runs per game and, 29th nationally.After giving up 7 first inning runs over the first five games of the season (and at least one run in each), the Sun Devils have flipped that trend and now have posted 11 consecutive games without allowing a first inning run - outsourcing teams 14-0 in the process.The second time through the lineup has been big for the Sun Devils, with ASU outscoring the opposition 14-4 in the third inning of games. ASU's most prolific innings have come in the fifth, outscoring teams 18-6.	
HOLD ON TO YOUR SEATS	
<ul style="list-style-type: none">After going 1-7 in one-run games in 2022, ASU went 7-3 and 8-5 in one run efforts in 2023 and 2024. ASU's eight wins in one run games last year were the most since the team had nine in the 2017 season.ASU is 3-2 in one-run games this season and is 6-3 in games decided by two runs or less after going 11-13 in such games last year.The team has posted the game-winning RBI/run in the seventh inning or later in three of the team's wins so far.The walk-off win against UNLV in the regular season finale was ASU's sixth last season as a result of a ninth or extra-inning lead change, with walk-offs against Oregon, GCU and UW (10th inning) and UNLV and ninth-inning go-ahead runs on the road against Arizona and UNLV. ASU added its first of the 2025 season with its Saturday walk-off against Ohio State.ASU won four games last year when trailing after eight innings and five games when trailing OR tied after 8. The team had five wins when trailing or tied after eight in 2016 and nine in 2015. ASU's four games in which it trailed after eight innings are the most since the team had five such victories in 2006. ASU has one such game this year.ASU has trailed at one point in 42 of its last 67 victories dating back to to 2023 - including four of its wins this season. In 2023, ASU was incredibly efficient at closing games out, going 24-4 when leading after six, 27-1 when leading after seven and 29-0 when leading after eight. Last season ASU was 27-2 when leading after six, 25-2 after seven and 23-1 after eightThe loss of a ninth-inning lead against Oral Roberts and Minnesota marked just the third and fourth times ASU has lost a game where it led after eight innings under Willie Bloomquist. ASU is 84-4 under Bloomquist when leading after eight innings.In three seasons under Willie Bloomquist, the Sun Devils have shown that no opponent lead is safe, showing off plenty of grit in erasing multi-run deficits. ASU has nine wins in each of the last two seasons when trailing by at least three runs at some point in the game. It added its first of the 2025 season against Austin Peay.In 2022, the seven-run deficit overcome by the Sun Devils to defeat and take the series from Cal was the most since March 3, 2000 against Arizona. ASU doubled down at that in 2023 with the victories over North Dakota State and GCU, overcoming a 7-0 deficit in both (and 9-2 in entering the eighth against GCU) for victories in both.ASU came from behind 13-6 in the regular season finale against UNLV to walk it off in the ninth - the fourth seven-run comeback in the Bloomquist era.ASU has won 11 games in which it has trailed by at least five runs at some point in the game under Willie Bloomquist.	
DO I KNOW YOU?	
<ul style="list-style-type: none">The Sun Devils welcome an incredible 22 new faces to the roster in 2025. The class features Perfect Games No. 17 freshman group in the country - its second-straight Top-25 class.The roster will feature 6 freshman arms, a notable tally considering the 2022 team didn't have a single freshman arm on the roster. Additionally, ASU added six transfer arms, including expected Saturday starter Jack Martinez (Louisiana) and potential closer Will Koger (Louisville)The team will feature two new middle infielders for the third consecutive season after having at least one returner up the middle from 2018-22, this year in the form of Matt King (UTSA) at short and Kyle Walker (Grambling) at second.In addition to the guys playing on the field, the team also welcomed a slew of new faces on the coaching and support staff, highlighted by new pitching coach Jeremmy Accardo, new hitting coach Jason Ellison and new pitching analytics coordinator Jared Matheson.	
PRESEASON ACCOLADES	
<ul style="list-style-type: none">Sun Devil Baseball was no stranger to collegiate baseball's preseason awards season with numerous members of the roster earning Preseason All-America, All-Conference and Top Prospect recognition.The Sun Devils were tied for the nation's lead with three players named to the 2025 Golden Spikes Award Preseason Watch List while four Sun Devils garnered at least one All-America honor.The pitching staff's ace, southpaw Ben Jacobs, headlines the preseason awards haul, garnering three All-America nods in addition to a spot on the Golden Spikes Watch List.	
Ben Jacobs – Left-Handed Pitcher	
D1Baseball Preseason All-American (3rd Team Starting Pitcher) Perfect Game Preseason All-American (2nd Team Starting Pitcher) NCBWA Preseason All-American (2nd Team Starting Pitcher) 2025 Golden Spikes Award Preseason Watch List D1Baseball #13 Starting Pitcher D1Baseball #28 2025 MLB Draft Prospect / #4 Big 12 All-Big 12 Preseason Team (Starting Pitcher)	
Brandon Compton - Outfielder	
NCBWA Preseason All-American (1st Team Designated Hitter) 2025 Golden Spikes Award Preseason Watch List D1Baseball #13 Outfielder D1Baseball #29 2025 MLB Draft Prospect / #5 Big 12	
Kien Vu - Outfielder	
NCBWA Preseason All-American (2nd Team Outfielder) D1Baseball #14 Outfielder D1Baseball #21 Big 12 2025 MLB Draft Prospect All-Big 12 Preseason Team (Outfielder)	
Jacob Tobias – First Base	
NCBWA Preseason All-American (2nd Team First Baseman) D1Baseball #6 First Baseman	
Kyle Walker – Second Base	
2025 Golden Spikes Award Preseason Watch List D1Baseball #12 Second Baseman	
OTHER D1Baseball Honors	
Nu'u Contrades – D1Baseball #8 Third Baseman / #22 Big 12 2025 MLB Draft Prospect Matt King – D1Baseball #34 Shortstop Jack Martinez - D1Baseball #92 Starting Pitcher Isaiah Jackson - #19 Big 12 2025 MLB Draft Prospect Lucas Kelly - #31 Big 12 2025 MLB Draft Prospect Derek Schaefer - #6 Big 12 2026 MLB Draft Prospect Cole Carlon - #8 Big 12 2026 MLB Draft Prospect Wyatt Halvorson - #16 Big 12 2026 MLB Draft Prospect Landon Hairston - #4 Big 12 Impact Freshman Ky McGary - #23 Big 12 Impact Freshman	

2025 Sun Devil Baseball

HOME RUNS/DOUBLE PLAYS/PITCHING/TROPHY CASE

HOME RUN TRACKER

Player (Season, No.)	Gm #	Date	Opponent	On Base	Inning	Outs	Count	Score	Final
Jacob Tobias (1)	1	Feb. 14	Ohio State	1	1	1	2-1	1-2	9-8
Josiah Cromwick (1)	1	Feb. 14	Ohio State	2	3	1	3-1	3-3	9-8
Brandon Compton (1)	2	Feb. 15	Ohio State	1	1	1	0-1	0-1	7-6
Brandon Compton (2)	3	Feb. 16	Ohio State	0	1	2	2-2	1-2	17-10
Josiah Cromwick (2)	3	Feb. 16	Ohio State	0	1	2	0-0	2-2	17-10
Isaiah Jackson (1)	4	Feb. 17	Austin Peay	0	5	1	0-0	0-3	5-3
Josiah Cromwick (3)	5	Feb. 21	Oral Roberts	0	2	1	1-1	0-1	7-8
Nu'u Condrades (1)	6	Feb. 22	Oral Roberts	1	4	0	0-0	6-2	12-5
Kien Vu (1)	6	Feb. 22	Oral Roberts	1	6	0	1-2	9-5	12-5
*Nu'u Condrades (2)	7	Feb. 23	Oral Roberts	0	1	0	0-0	0-0	9-2
Jacob Tobias (2)	7	Feb. 23	Oral Roberts	1	5	0	3-1	3-2	9-2
Kien Vu (2)	7	Feb. 23	Oral Roberts	0	6	2	1-0	5-2	9-2
*Josiah Cromwick (4)	7	Feb. 23	Oral Roberts	0	7	0	0-1	6-2	9-2
Nu'u Condrades (3)	7	Feb. 23	Oral Roberts	1	8	0	1-1	7-2	9-2
*Jacob Tobias (3)	8	Feb. 25	@UCLA	0	6	1	1-2	3-8	4-8
Jacob Tobias (4)	11	March 1	Minnesota	0	2	0	2-2	0-0	4-6
Isaiah Jackson (2)	11	March 1	Minnesota	0	4	1	2-1	3-0	4-6
Josiah Cromwick (5)	12	March 2	Minnesota	0	4	1	0-0	1-1	8-7
*Kien Vu (3)	13	March 4	UNLV	0	3	0	3-2	1-0	7-0
Kien Vu (4)	13	March 4	UNLV	0	5	1	2-1	2-0	7-0
Brandon Compton (3)	13	March 4	UNLV	0	5	2	1-0	3-0	7-0
Kien Vu (5)	14	March 7	Gonzaga	2	6	0	1-0	5-0	11-1
Kien Vu (6)	16	March 9	Gonzaga	1	8	0	2-0	9-4	11-4

*-Leadoff Home Run

GAME-WINNING RBI/Run (RBI/Run [When not an RBI] Responsible for the Go-Ahead Run and a Lead Not Relinquished)

Player	Gm #	Date	Opponent	Season #	Inning	Outs	Count	Result	Score	Final
Josiah Cromwick	1	Feb. 14	Ohio State	1	7	2	2-2	2B LF RBI	8-8	9-8
Brandon Compton	2	Feb. 15	Ohio State	1	9	2	1-1	2B RC 2 RBI	5-6	7-6
Josiah Cromwick	3	Feb. 16	Ohio State	2	1	2	0-0	HR LC	2-2	17-10
Brandon Compton	4	Feb. 17	Austin Peay	2	5	1	2-1	1B LC 2 RBI	3-3	5-3
Jacob Tobias	6	Feb. 22	Oral Roberts	1	1	0	2-1	1B 8 RBI	0-0	12-5
Nu'u Condrades	7	Feb. 23	Oral Roberts	1	1	0	0-0	HR 8	0-0	9-2
Isaiah Jackson	9	Feb. 26	@UCLA	1	7	2	2-2	2B RF RBI	0-0	2-0
Josiah Cromwick	12	March 2	Minnesota	3	4	1	1-1	HR LF	1-1	8-7
Jacob Tobias	13	March 4	UNLV	2	1	1	1-1	F9 SF RBI	0-0	7-0
Jacob Tobias	14	March 7	Gonzaga	3	1	1	1-1	1B 6 RBI	0-0	11-1
Brandon Compton	15	March 8	Gonzaga	3	6	1	0-0	1B 8 2 RBI	0-0	3-1
Jacob Tobias	16	March 9	Gonzaga	4	1	1	2-2	F9 SF RBI	0-0	11-4

2025 TROPHY CASE

Ben Jacobs

Big 12 Pitcher of the Week (March 11)
D1 Baseball Preseason All-American (3rd Team Starting Pitcher)
Perfect Game Preseason All-American (2nd Team Starting Pitcher)
NCBWA Preseason All-American (2nd Team Starting Pitcher)
2025 Golden Spikes Award Preseason Watch List
D1 Baseball #13 Starting Pitcher
D1 Baseball #28 2025 MLB Draft Prospect/#4 Big 12
All-Big 12 Preseason Team (Starting Pitcher)

Brandon Compton

Big 12 Player of the Week (Feb. 18)
NCBWA Preseason All-American (1st Team Designated Hitter)
2025 Golden Spikes Award Preseason Watch List
D1 Baseball #13 Outfielder
D1 Baseball #29 2025 MLB Draft Prospect/#5 Big 12

Kien Vu

NCBWA Preseason All-American (2nd Team Outfielder)
D1 Baseball #14 Outfielder
D1 Baseball #21 Big 12 2025 MLB Draft Prospect
All-Big 12 Preseason Team (Outfielder)

Jacob Tobias

NCBWA Preseason All-American (2nd Team First Baseman)
D1 Baseball #6 First Baseman

Kyle Walker

2025 Golden Spikes Award Preseason Watch List
D1 Baseball #12 Second Baseman

Nu'u Condrades

Big 12 Player of the Week (Feb. 24)

Jack Martinez

Big 12 Newcomer of the Week (F March 11)

2024 TROPHY CASE

Kien Vu

NCBWA All-American - Third Team (Outfielder)
ABCA West Region - First Team (Outfielder)
Pac-12 First Team - Outfielder

Brandon Compton

NCBWA Freshman All-American - First Team (Designated Hitter)
ABCA West Region - First Team (Designated Hitter)
Pac-12 Freshman of the Year
Pac-12 First Team - Designated Hitter

Ryan Campos

ABCA All-American - Third Team (Catcher)
ABCA West Region - First Team (Catcher)
Dick Howser Trophy - Finalist
Pac-12 First Team - Catcher

Nick McLain

Pac-12 Conference - First Team (OF)

Jacob Tobias

Pac-12 Conference - First Team (1B)

Connor Markl

Pac-12 Conference - Honorable Mention (LHP)

Ben Jacobs

Pac-12 Conference - Honorable Mention (LHP)
USA Baseball Collegiate National Team

Steven Ondina

Pac-12 Conference - Honorable Mention (INF)

Isaiah Jackson

Pac-12 Conference - All-Defensive Team (OF)

MLB Draft

Nick McLain, OF, White Sox, Round 3, 78th Overall
Ryan Campos, C, Cardinals, Round 4, 109th Overall
Ryan Schiefer, RHP, Rays, Round 14, 426th Overall
Hunter Omlid, RHP, Rockies, Round 20, 588th Overall

SAVES

No.	Date	Opponent	Pitcher (Save #)	IP (H, R, ER, BB, K)
1	2/14	Ohio State	Will Koger (1)	1.0 (1, 0-0, 1, 1)
2	2/17	Austin Peay	Will Koger (2)	1.0 (0, 0-0, 2, 0)
3	2/22	Oral Roberts	Josh Butler (1)	3.0 (1, 0-0, 0, 5)
4	2/26	@UCLA	Sean Fitzpatrick (1)	0.2 (0, 0-0, 0, 1)
5	3/2	Minnesota	Derek Schaefer (1)	0.2 (0, 0-0, 0, 2)
6	3/8	Gonzaga	Derek Schaefer (2)	0.2 (0, 0-0, 0, 1)

QUALITY STARTS

No.	Date	Opponent	Pitcher (QS #)	IP (H, R, ER, BB, K)
1	3/7	Gonzaga	Ben Jacobs (1)	6.0 (1, 0-0, 0, 6)
2	3/8	Gonzaga	Jack Martinez (1)	7.0 (1, 0-0, 2, 10)

2025 Sun Devil Baseball

SERIES STATS AND INDIVIDUAL STREAKS

SERIES STATS

HITTING	W-L	AVG.	R	H	2B	3B	HR	RBI	BB	SO
OHIO STATE	3-0	.289	33	28	7	0	5	26	19	14
ORAL ROBERTS	2-1	.294	28	30	7	1	8	25	20	18
UCLA	1-1	.177	6	11	3	0	1	6	7	15
MINNESOTA	1-2	.311	18	32	10	0	3	15	10	24
GONZAGA	3-0	.302	25	29	10	0	2	23	20	23
SINGLE GAME MIDWEEKS	2-0	.311	12	19	3	0	4	11	6	13

PITCHING	W-L	ERA	H	R	ER	BB	SO	SV	SCORE
OHIO STATE	3-0	7.67	31	24	23	16	28	1	33-24
ORAL ROBERTS	2-1	5.00	23	15	15	11	36	1	28-15
UCLA	1-1	2.12	10	8	4	4	22	1	6-8
MINNESOTA	1-2	6.43	33	20	20	10	37	1	18-20
GONZAGA	3-0	2.00	11	6	6	9	34	1	25-6
SINGLE GAME MIDWEEKS	2-0	1.50	12	3	3	10	20	1	12-3

STREAKS AND SUPERLATIVES

Multiple Hit Games	2	3	4	5+	Total
11 Vu, Kien	6	2	-	-	8
24 Jackson, Isaiah	4	1	-	-	5
21 Cromwick, Josiah	4	-	-	-	4
2 King, Matt	3	1	-	-	4
27 Compton, Brandon	3	1	-	-	4
18 Tobias, Jacob	3	-	1	-	4
51 Hairston, Landon	3	-	-	-	3
6 Contrades, Nu'u	2	1	-	-	3
7 Walker, Kyle	2	-	-	-	2
5 Garza, Manny	1	-	-	-	1
4 Ryan, Jax	1	-	-	-	1
9 Briggs, Brody	-	1	-	-	1
46 Zavorek, Beckett	1	-	-	-	1
TEAM	33	7	1	0	41

Multiple RBI Games	2	3	4	5+	Total
18 Tobias, Jacob	3	1	1	-	5
27 Compton, Brandon	3	1	1	-	5
11 Vu, Kien	2	1	1	-	4
24 Jackson, Isaiah	4	-	-	-	4
21 Cromwick, Josiah	1	1	1	-	3
6 Contrades, Nu'u	2	1	-	-	3
46 Zavorek, Beckett	1	-	-	-	1
7 Walker, Kyle	1	-	-	-	1
5 Garza, Manny	1	-	-	-	1
4 Ryan, Jax	1	-	-	-	1
51 Hairston, Landon	1	-	-	-	1
TEAM	20	5	4	0	29

Hitting Streaks	Longest	Current
18 Tobias, Jacob	6	1
6 Contrades, Nu'u	6	-
24 Jackson, Isaiah	6	2
2 King, Matt	5	-
7 Walker, Kyle	5	5
27 Compton, Brandon	5	5
46 Zavorek, Beckett	3	-
4 Ryan, Jax	3	3
11 Vu, Kien	3	1
9 Briggs, Brody	2	-
51 Hairston, Landon	2	2
21 Cromwick, Josiah	2	-
3 Hernandez, Jonathon	1	1
5 Garza, Manny	1	1
17 McGary, Ky	1	-

Reached Base Streaks	Longest	Current
6 Contrades, Nu'u	16	16
24 Jackson, Isaiah	13	2
27 Compton, Brandon	9	5
18 Tobias, Jacob	8	4
11 Vu, Kien	7	4
2 King, Matt	7	7
7 Walker, Kyle	6	6
4 Ryan, Jax	4	4
21 Cromwick, Josiah	3	-
46 Zavorek, Beckett	3	-
51 Hairston, Landon	2	2
9 Briggs, Brody	2	-
3 Hernandez, Jonathon	1	1
17 McGary, Ky	1	-
5 Garza, Manny	1	1

2025 Sun Devil Baseball

ROSTER

PITCHERS (23)							
NO	NAME	HT	WT	POS	B/T	YR	HOME TOWN (HIGH SCHOOL/PREVIOUS SCHOOL)
12	Jaden Alba	6-3	205	RHP	R/R	So.	Long Beach, Calif. / Gahr
8	Max Arlich	6-3	210	LHP	L/L	Fr.	Woodbury, Minn. / East Ridge
25	Bradyn Barnes	6-2	190	LHP	L/L	So.	Chandler, Ariz. / Basha
28	Easton Barrett	6-0	170	LHP	L/L	Fr.	Springville, Utah / Springville
29	Alec Belardes	6-2	210	RHP	R/R	R-Fr.	San Jose, Calif. / Valley Christian
32	Josh Butler	6-7	225	RHP	R/R	So.	Phoenix, Ariz. / Sandra Day O'Connor
50	Eli Buxton	6-5	195	RHP	R/R	Fr.	Sand Springs, Okla. / Charles Page
14	Cole Carlon	6-5	220	LHP/1B	L/L	So.	Tempe, Ariz. / Corona Del Sol
19	Chance Daquila	6-3	220	RHP	R/R	Gr.	Mount Pleasant, N.C. / Mount Pleasant / Campbell / Catawba Valley
38	Sean Fitzpatrick	6-0	165	LHP	L/L	Jr.	Spring, Texas / Concordia Lutheran / Arkansas
40	Jonah Giblin	6-4	240	RHP	R/R	R-Sr.	Seattle, Wash. / Bainbridge / Oregon State / Phoenix College
16	Wyatt Halvorson	6-3	225	RHP	R/R	So.	Scottsdale, Ariz. / Chaparral
22	Ben Jacobs	6-1	195	LHP	L/L	Jr.	Huntington Beach, Calif. / Huntington Beach / UCLA
15	Lucas Kelly	6-4	220	RHP	R/R	Jr.	San Francisco, Calif. / Sacred Heart Cathedral / McClennan CC / Texas A&M
31	Will Koger	6-3	205	RHP	L/R	Sr.	Bardstown, Ky. / Bardstown / Louisville
47	Rohan Lettow	6-2	195	RHP	R/R	So.	Chandler, Ariz. / Hamilton
45	Colin Linder	6-3	230	RHP	R/R	Jr.	Suwanee, Ga. / Lambert / NW Florida St. College / Texas A&M
10	Jack Martinez	6-4	215	RHP	R/R	Sr.	Corpus Christi, Texas / Ray / Louisiana-Lafayette
13	Tyler Meyer	6-3	215	RHP	R/R	R-Jr.	Riverbank, Calif. / Big Valley Christian / Stanislaus State
35	Max Mousser	6-3	200	RHP	R/R	Fr.	Gilbert, Ariz. / Highland
36	Jake Neely	6-4	210	RHP	R/R	Fr.	San Antonio, Texas / Clark
20	Derek Schaefer	6-2	210	RHP	R/R	So.	Cave Creek, Ariz. / Cactus Shadows / Tennessee
52	Chase Wagner	6-3	230	RHP	R/R	Fr.	Scottsdale, Ariz. / Notre Dame Prep

CATCHERS (4)							
9	Brody Briggs	6-1	205	C	L/R	R-Fr.	Tulsa, Okla. / Union
21	Josiah Cromwick	6-2	200	C	R/R	Gr.	Las Vegas, Nev. / Palo Verde / Oregon
53	Jonny Garber	6-3	230	C	R/R	Jr.	Phoenix, Ariz. / Pinnacle / Paradise Valley CC
5	Manny Garza	5-10	205	C	S/R	Sr.	Rio Grande City, Texas / Rio Grande City / Rice

INFIELDERS (9)							
26	Camden Bates	5-10	165	INF	R/R	So.	Washington, Okla. / Washington (HS) / Tennessee
6	Nu'u Contrades	5-10	195	INF	R/R	Jr.	Ewa Beach, Hawai'i / Saint Louis School
44	Gian De Castro	6-4	230	INF	L/R	Fr.	Weston, Fla. / North Broward Prep
51	Landon Hairston	5-11	195	INF	L/L	Fr.	Queen Creek, Ariz. / Casteel
2	Matt King	6-1	195	INF	R/R	Sr.	Houston, Texas / Kingwood / UTSA
4	Jax Ryan	6-1	185	INF	R/R	So.	Verdigris, Okla. / Verdigris
18	Jacob Tobias	6-1	225	INF	L/R	Sr.	Bakersfield, Calif. / Liberty
7	Kyle Walker	5-9	185	INF	R/R	R-Jr.	Harvey, La. / Archbishop Rummel / Grambling State
46	Beckett Zavorek	5-9	180	INF	R/R	Fr.	Fresno, Calif. / Bullard

OUTFIELDERS (5)							
27	Brandon Compton	6-1	225	OF	L/L	R-So.	Buckeye, Ariz. / Buckeye
3	Jonathon Hernandez	5-9	190	OF	R/R	R-Jr.	La Puente, Calif. / South Hills / Central Arizona / UC Irvine
24	Isaiah Jackson	6-3	220	OF	L/R	Jr.	Vail, Ariz. / Cienega
17	Ky McGary	5-11	180	OF	R/R	Fr.	Phoenix, Ariz. / Sandra Day O'Connor
11	Kien Vu	5-11	185	OF	L/L	Jr.	San Diego, Calif. / Point Loma

COACHING STAFF	
Willie Bloomquist	Head Coach
Sam Peraza	Assistant Coach/Recruiting Coordinator
Jeremy Accardo	Pitching Coach
Jason Ellison	Hitting Coach

2025 Sun Devil Baseball

ROSTERS

NUMERICAL

NO	NAME	HT	W	POS	B/T	YR.	HOMETOWN (HIGH SCHOOL/PREVIOUS SCHOOLS)
2	King, Matt	6-1	195	INF	R/R	Sr.	Houston, Texas / Kingwood / UTSA
3	Hernandez Jonathon	5-9	190	OF	R/R	R-Jr.	La Puente, Calif. / South Hills / Central Arizona / UC Irvine
4	Ryan, Jax	6-1	185	INF	R/R	So.	Verdigris, Okla. / Verdigris
5	Garza Manny	5-10	205	C	S/R	Sr.	Rio Grande City, Texas / Rio Grande City / Rice
6	Contrades, Nu'u	5-10	195	INF	R/R	Jr.	Ewa Beach, Hawai'i / Saint Louis School
7	Walker, Kyle	5-9	185	INF	R/R	R-Jr.	Harvey, La. / Archbishop Rummel / Grambling State
8	Arlich, Max	6-3	210	LHP	L/L	Fr.	Woodbury, Minn. / East Ridge
9	Briggs, Brody	6-1	205	C	L/R	R-Fr.	Tulsa, Okla. / Union
10	Martinez, Jack	6-4	215	RHP	R/R	Sr.	Corpus Christi, Texas / Ray / Louisiana-Lafayette
11	Vu, Kien	5-11	185	OF	L/L	Jr.	San Diego, Calif. / Point Loma
12	Alba, Jaden	6-3	205	RHP	R/R	So.	Long Beach, Calif. / Gahr
13	Meyer, Tyler	6-3	215	RHP	R/R	R-Jr.	Riverbank, Calif. / Big Valley Christian / Stanislaus State
14	Carlton, Cole	6-5	220	LHP/1B	L/L	So.	Tempe, Ariz. / Corona Del Sol
15	Kelly, Lucas	6-4	220	RHP	R/R	Jr.	San Francisco, Calif. / Sacred Heart Cathedral / McClennan CC / Texas A&M
16	Halvorson, Wyatt	6-3	225	RHP	R/R	So.	Scottsdale, Ariz. / Chaparral
17	McGary, Ky	5-11	180	OF	R/R	Fr.	Phoenix, Ariz. / Sandra Day O'Connor
18	Tobias, Jacob	6-1	225	INF	L/R	Sr.	Bakersfield, Calif. / Liberty
19	Daquila, Chance	6-3	220	RHP	R/R	Gr.	Mount Pleasant, N.C. / Mount Pleasant / Campbell / Catawba Valley
20	Schaefer, Derek	6-2	210	RHP	R/R	So.	Cave Creek, Ariz. / Cactus Shadows / Tennessee
21	Cromwick, Josiah	6-2	200	C	R/R	Gr.	Las Vegas, Nev. / Palo Verde / Oregon
22	Jacobs, Ben	6-1	195	LHP	L/L	Jr.	Huntington Beach, Calif. / Huntington Beach / UCLA
24	Jackson, Isaiah	6-3	220	OF	L/R	Jr.	Vail, Ariz. / Cienega
25	Barnes, Bradyn	6-2	190	LHP	L/L	So.	Chandler, Ariz. / Basha
26	Bates, Camden	5-10	165	INF	R/R	So.	Washington, Okla. / Washington (HS) / Tennessee
27	Compton, Brandon	6-1	225	OF	L/L	R-So.	Buckeye, Ariz. / Buckeye
28	Barrett, Easton	6-0	170	LHP	L/L	Fr.	Springville, Utah / Springville
29	Belardes, Alec	6-2	210	RHP	R/R	R-Fr.	San Jose, Calif. / Valley Christian
31	Koger, Will	6-3	205	RHP	L/R	Sr.	Bardstown, Ky. / Bardstown / Louisville
32	Butler, Josh	6-7	225	RHP	R/R	So.	Phoenix, Ariz. / Sandra Day O'Connor
35	Mousser, Max	6-3	200	RHP	R/R	Fr.	Gilbert, Ariz. / Highland
36	Neely, Jake	6-4	210	RHP	R/R	Fr.	San Antonio, Texas / Clark
38	Fitzpatrick, Sean	6-0	165	LHP	L/L	Jr.	Spring, Texas / Concordia Lutheran / Arkansas
40	Giblin, Jonah	6-4	240	RHP	R/R	R-Sr.	Seattle, Wash. / Bainbridge / Oregon State / Phoenix College
44	De Castro, Gian	6-4	230	INF	L/R	Fr.	Weston, Fla. / North Broward Prep
45	Linder, Colin	6-3	230	RHP	R/R	Jr.	Suwanee, Ga. / Lambert / NW Florida St. College / Texas A&M
46	Zavorek, Beckett	5-9	180	INF	R/R	Fr.	Fresno, Calif. / Bullard
47	Lettow, Rohan	6-2	195	RHP	R/R	So.	Chandler, Ariz. / Hamilton
50	Buxton, Eli	6-5	195	RHP	R/R	Fr.	Sand Springs, Okla. / Charles Page
51	Hairston, Landon	5-11	195	INF	L/L	Fr.	Queen Creek, Ariz. / Casteel
52	Wagner, Chase	6-3	230	RHP	R/R	Fr.	Scottsdale, Ariz. / Notre Dame Prep
53	Garber, Jonny	6-0	190	C	R/R	Jr.	Phoenix, Ariz. / Pinnacle / Paradise Valley CC

PRO-NUN-SEE-AY-SHUNS

Jaden Alba - JAY-den AL-buh
Max Arlich - at-LITCH
Alec Belardes - beh-LAR-dez
Cole Carlton - car-LONE
Nu'u Contrades - NEW con-TRAU-dez
Josiah Cromwick - JOE-ZY-uh
Gian De Castro - jee-ONN
Chance Daquila - duh-QUILL-uh
Wyatt Halvorson - HAL-vore-sun
Isaiah Jackson - eye-ZAY-uh

Will Koger - KOE-grr
Rohan Lettow - ROW-en LETT-owe
Jack Martinez - MAR-tin-EZZ (almost
one syllable)
Tyler Meyer - MY-er
Max Mousser - MOWW-zer
Jacob Tobias - toe-BYE-us
Kien Vu - KEY-en VOO
Beckett Zavorek - zuh-VORE-eck

Eamonn Lance - AY-minn

ALPHABETICAL

No.	Name	Pos.
12	Alba, Jaden	RHP
8	Arlich, Max	LHP
25	Barnes, Bradyn	LHP
28	Barrett, Easton	LHP
26	Bates, Camden	INF
29	Belardes, Alec	RHP
9	Briggs, Brody	C
32	Butler, Josh	RHP
50	Buxton, Eli	RHP
14	Carlton, Cole	LHP/1B
27	Compton, Brandon	OF
6	Contrades, Nu'u	INF
21	Cromwick, Josiah	C
19	Daquila, Chance	RHP
44	De Castro, Gian	INF
38	Fitzpatrick, Sean	LHP
53	Garber, Jonny	C
5	Garza Manny	C
40	Giblin, Jonah	RHP
51	Hairston, Landon	INF
16	Halvorson, Wyatt	RHP
3	Hernandez Jonathon	OF
24	Jackson, Isaiah	OF
22	Jacobs, Ben	LHP
15	Kelly, Lucas	RHP
2	King, Matt	INF
31	Koger, Will	RHP
47	Lettow, Rohan	RHP
45	Linder, Colin	RHP
10	Martinez, Jack	RHP
17	McGary, Ky	OF
13	Meyer, Tyler	RHP
35	Mousser, Max	RHP
36	Neely, Jake	RHP
4	Ryan, Jax	INF
20	Schaefer, Derek	RHP
18	Tobias, Jacob	INF
11	Vu, Kien	OF
52	Wagner, Chase	RHP
7	Walker, Kyle	INF
46	Zavorek, Beckett	INF

BY POSITION

Catchers	4
Pitchers	23
Infielders	9
Outfielders	5

BY CLASS

Graduates	2
Seniors	6
Juniors	11
Sophomores	10
Freshmen	12

BATTING

Lefties	8
Righties	10
Switch	1

PITCHING

Righties	17
Lefties	6

2025 Sun Devil Baseball

LAST TIME

Hitting Categories	
Hit a grand slam.....	Brandon Compton, May 5, 2024 vs. Washington (W, 21-18)
Team hit five or more home runs.....	Will Rogers and Nate Baez, Feb. 20, 2022 vs. Dixie State (W, 17-8)
Hit a walkoff HR.....	5, Feb. 23, 2025 vs. Oral Roberts (W, 9-2)
Led off the game with a HR.....	Nick McLain (grand slam), May 3, 2024, vs. Washington (W, 11-7)
Hit for the cycle.....	Nu'u Contrades, Feb. 23, 2025 vs. Oral Roberts (W, 9-2)
Team hit for the cycle to open the game.....	Travis Buck, March 7, 2003 vs. Southern Utah (W, 19-0)
Team hit for the cycle on four consecutive batters.....	April 27, 2003 vs. Washington State (HR/2B/1B/3B)
Hit back-to-back HRs.....	April 18, 2019 at Utah (2B, 3B, 1B, HR in 12th inning)
Hit back-to-back-to-back HRs.....	Kevin Karstetter and Steven Ondina, May 12, 2024 at Stanford (W, 16-7)
Multiple Players had multiple home runs in one game.....	Ryan Campos, Kien Vu, Jacob Tobias (led off game), April 14, 2024 vs. Utah (W, 5-1)
Switch hitter homered from both sides in one game.....	Kien Vu (2), March 4, 2025 vs. UNLV (W, 7-0)
A freshman hit two HR in one game.....	2, Wyatt Crenshaw (2) and Luke Keaschall (2), April 29, 2023 at #23 Oregon (L, 10-16)
Hit three HRs in one game.....	Nick McLain, April 28, 2023, at #23 Oregon
Homered in 3+ straight games.....	Brandon Compton, May 5, 2024 vs. Washington (W, 21-18)
Reached base 6+ times in one game.....	Joey DeMichele, May 1, 2011 vs Stanford (TIES ASU RECORD)
A player hit two grand slams in one season.....	5, Nick McLain, April 30-May 5, 2024
Had five hits in one game.....	6, Nick McLain, May 5, 2024 vs. Washington (5 hits, one HBP)
Record 7+ consecutive hits.....	3, Brandon Compton, 2024 (tied for third in ASU history)
Had six hits in one game.....	5, Nick McLain, May 5, 2024, vs. Washington (5-for-5)
Had seven hits in one game.....	7, Ryan Campos, vs. USC, April 26-28, 2024 (over three games)
Had three doubles in one game.....	Travis Buck, March 13, 2005 vs Western Illinois (went 6-for-6, 3 RBI)
Had four doubles in one game.....	Jerry Mantlo, February 6, 1979 vs. Michigan
Hit two triples in one game.....	Luke McLain, March 12, 2024 at Washington (W, 1-6)
Had seven RBI in one game.....	Travis Buck, February 28, 2004 vs. Connecticut (W, 16-5)
Had eight RBI in one game.....	Nick McLain, May 18, 2024 vs. UNLV
Had nine RBI in one game.....	8, Jacob Tobias, May 16, 2024 vs Texas Tech (W, 21-5)
Stole four bases in one game.....	8, Jacob Tobias, May 16, 2024 vs Texas Tech (W, 21-5)
Team stole five bases in one inning.....	Jeremy West, April 27, 2003 vs. Washington State
Stole home.....	Drew Maggi, April 10, 2010 at Washington St. (TIES ASU RECORD)
Struck out five or more times in one game.....	5, vs. Oral Roberts, 3rd inning, Feb. 21, 2025
Hitter stranded seven runners on base.....	Kien Vu, Feb. 21, 2025 vs. Oral Roberts
Recorded 13 total bases.....	5, Isaiah Jackson, at Mississippi State, Feb. 24, 2023
Had an inside-the-park home run.....	Joe Lampe (7), May 22, 2021 at USC (L, 1-6)
Had an inside-the-park home run AND a traditional home run in one game.....	Gage Canning (13), April 27, vs. Oregon (2 HR, 1 3B, 21B)
Scored five runs in one game.....	Isaiah Jackson, April 15, 2023 at Washington (W, 8-6)
Was hit by a pitch two or more times.....	Gage Canning, March 18, 2018 vs. Oregon (W, 18-4)
Team was hit by 5+ pitches.....	5, Ethan Mendoza, May 5, 2024 vs. Washington (W, 21-18)
Walked 4+ times.....	2, Nu'u Contrades, vs. Ohio State, Feb. 16, 2025
Opponent hit two HRs in one game.....	5, Feb. 16, 2025 vs. Ohio State (W, 17-10)
Opponent hit a walkoff HR.....	4, Brandon Compton, Feb. 24, 2025 vs. Oral Roberts (W, 9-2)
Opponent hit a leadoff HR.....	2, Austin Kryszczuk, May 18, 2024, vs. UNLV
	Kyle Kretzschmar, Cal, April 1, 2023
	Will Edmunson, Feb. 21, 2025, vs. Oral Roberts
Pitching Categories	
Threw a no-hitter.....	Ryan Hillerst, March 25, 2016 vs. Utah (W, 5-0)
Threw a perfect game.....	Eddie Bane, March 2, 1973 vs. Cal State Northridge (W, 9-0)
Threw a one-hitter.....	Individual - Brian Flores, May 20, 2007 at Oregon State (W, 8-1)
	Team - 2 pitchers, March 16, 2024 at Arizona (W, 4-0)
Threw a two-hitter.....	Will Waldrup, Jan. 23, 1999 vs. Hawaii-Hilo (W, 3-0)
	Team - 3 pitchers, March 8, 2025 vs. Gonzaga (W, 3-1)
Were no-hit.....	Phil Keller, March 23, 1970 vs. Stanford (L, 1-0)
Were one-hit.....	Noah Bremer, at Washington, May 12, 2017 (L, 0-4)
Were two-hit.....	#7 Texas A&M (2 pitchers), March 1, 2024 (L, 0-4)
Threw a complete game.....	Justin Fall, May 8, 2021 at Cal (W, 6-3)
Threw a complete game shutout.....	Eli Lingos, March 30, 2018 at Washington St. (W, 7-0)
Opponent threw a complete game shutout.....	Bryson Van Sickle, vs. Utah, April 12, 2024 (L, 0-10)
Threw back-to-back complete games.....	Trevor Williams, 3/1/13 vs. Pacific (W, 8-1) and 3/9 vs. Long Beach State (W, 4-0)
Threw back-to-back complete game shutouts.....	Brady Rodgers/Kramer Champlin, May 20 and 21, 2011 at Washington
Had an opposing pitcher throw a complete game.....	Bryson Van Sickle, vs. Utah, April 12, 2024 (L, 0-10)
Shut out an opponent.....	March 4, 2025 vs. UNLV (W, 7-0)
Had a shutout in a midweek game.....	March 4, 2025 vs. UNLV (W, 7-0)
Shut out an opponent (five or more pitchers).....	March 4, 2025 vs. UNLV (W, 7-0, 5 pitchers)
Shut out an opponent in back to back games (one or more pitchers).....	March 7 and 12, 2021 vs. Utah and Cal State Fullerton (5-0 and 10-0)
ASU was shutout.....	vs. Utah, April 12, 2024 (L, 0-10)
Pitcher Struck out 10 or more batters in a game.....	Jack Martinez (10), March 8, 2025 vs. Gonzaga (W, 3-1)
Team struck out 18 or more batters.....	20, April 9, 2021 at Washington (W, 3-2 (15))
Had back-to-back starts with 10 strikeouts.....	Jack Martinez (11, 10), March 1, 2025 vs. Minnesota and March 8, 2025 vs. Gonzaga (W, 3-1)
Individual struck out 15 or more batters in a game.....	Mike Leake (15), May 30, 2009 vs. Oral Roberts (CG, 4-1 Win in Tempe Regional)
Had an opposing pitcher strike out 10 or more Sun Devils.....	Cooper Hierpe (12), at #3 Oregon State, March 18, 2022 (L, 7-4)
Had 10+ strikeouts with no walks.....	Ben Gibbs (11), April 28, 2024 vs. USC
Did not walk a batter (complete game).....	Ryan Kellogg, May 14, 2015 vs Washington State (W, 5-0)
Recorded 10 wins in a season.....	Ryan Kellogg, 11-1 (2013)
Hit three batters in a game.....	Ross Dunn (3), March 17, 2023 at Utah (W, 9-7)
Starting pitcher hit a home run in a game.....	Erik Tolman, April 23, 2019 vs. UNLV (W, 9-2)
Reliever pitched 5.0+ innings in relief.....	51, Hunter Onild, vs. Utah Valley, March 19, 2024 (W, 5-4)
Used 10+ pitchers.....	12, April 21, 2021 at GCU (school record)
Pitcher went 7.0 innings with one hit or less.....	1 hit in 7.0 IP, Jack Martinez (10), March 8, 2025 vs. Gonzaga (W, 3-1)
Fielding Categories	
Had no errors in four straight games.....	March 2, 4, 7-8 vs. Minnesota, UNLV, Gonzaga
Individual committed three or more errors in one game.....	Luke Hill (3), April 22, 2023, at #21 Oregon State
Team had five errors in one game.....	5, April 22, 2023 vs. #21 Oregon State
Had 16 or more putouts in one game.....	Ryan Campos (18), Catcher, vs. Ohio State, Feb. 23, 2024
Had 20 or more put outs in one game.....	Zach Wilson (20), First Base, April 21, 2011 at Cal
Had eight or more assists in one game.....	Hunter Haas (8), April 10, 2021 at Washington (W, 8-1)
Caught and pitched in the same game.....	Sean McLain (8), April 17, 2021 vs. #18 Stanford (L, 9-11 (12))
Turned four double plays in one game.....	Jordan Swagerty, March 17, 2010 vs. USC (2x in 2010)
Turned five+ double plays in one game.....	April 13, 2024, vs. Utah (W, 8-3)
Turned a triple play.....	5, April 25, 2010, vs. Washington (TIES ASU RECORD)
	Cole Carlton (P), Jacob Tobias (1B) and Steven Ondina (SS), April 28, 2024 vs. USC
Scoring and Misc. Categories	
Recorded 20+ hits.....	23, May 16, 2024 vs. Texas Tech (W, 21-5)
Recorded 20+ hits in back-to-back games.....	22 and 22, February 3-4, 2007 vs. Southern Utah
Scored 20+ runs.....	21, May 16, 2024 vs. Texas Tech (W, 21-5)
Scored 30+ runs.....	30, March 13, 2005 vs. Western Illinois (W, 30-13 in Baton Rouge, La.)
Scored 10+ runs in one inning.....	10, 9th Inning, April 11, 2022 at Santa Clara (W, 21-1)
Allowed 10+ runs in one inning.....	13, 6th Inning, April 29, 2022 at #13 UCLA (L, 2-19)
Allowed 5 or more home runs in a game.....	5, vs. Minnesota, March 2, 2025
Allowed 3 or more home runs in an inning.....	4, vs. Minnesota, March 2, 2025
Walked 15+ times in a game.....	15, March 31, 2019 vs Arizona (W, 17-16)
Walked 15+ opponent batters.....	15, March 18, 2022 at #3 Oregon State (L, 0-21)
Stranded 15+ ASU runners on base in one game.....	15, March 6, 2022 at San Diego State (W, 6-4)
Stranded 15+ opponent runners on base in one game.....	15, March 18, 2022 at Oregon State (L, 0-6)
Surrendered a ninth inning lead.....	Feb. 28, 2025 vs. Minnesota (Led 6-5, Lost 7-6 (10))
Walked off an opponent.....	Brandon Compton (2 RBI Double), Feb. 15, 2025, vs. Ohio State (W, 7-6)
Swept a three-game conference series.....	April 19-21 at UCLA (5-3, 8-2, 13-1)
Swept a three-game ROAD conference series.....	May 10-12 at Stanford (13-1, 10-1, 16-7)
Swept a three-game Non-Conference series.....	March 7-9, vs. Gonzaga (11-1, 3-1, 11-4)
Shut out an opponent twice in a series.....	March 26-28, 2021 vs. Washington St. (10-0, 5-4, 9-0)
Were swept in a conference series.....	April 5-7, 2024 at #5 Oregon State (8-13, 1-9, 7-9)
Were swept in a conference series at home.....	May 5-7, 2023 vs. #7 Stanford (6-8, 11-12, 4-9)
Were swept in a three-game Non-Conference series.....	March 3-5, 2023 vs UC Irvine (6-16, 9-10, 2-7)
Played in extra innings.....	10, Feb 28, 2025 vs. Minnesota (L, 6-7)
Played in 14+ innings.....	16, April 9, 2021 at Washington (W, 3-2 (16))
Played back-to-back extra inning games.....	March 29-30, 2018, at Washington State (L, 8-7 (10))
Played a game lasting 5+ hours.....	5 hours, 4 min, April 20, 2021 at Washington (W, 3-2 (16))
ASU overcame a five-run deficit.....	May 18, 2024 vs. UNLV (Down 13-6, W, 14-13)
ASU overcame 4+ five-run deficits in a season.....	4, 2023 (7 vs NDSU (W), 7 vs GCU (W), 5 vs. #21 OSU (W), 5 at #23 ORE (W))

2025 Sun Devil Baseball

SITUATIONAL RECORDS/PITCHING STAFF

Record When...

Overall	12-4	Opponent 0-2 runs	5-0	Hit 0 home runs	2-1
Conference	0-0 3-5 runs	3-0	... 1 home run	5-2
Non-Conference	12-4 6-9 runs	3-4 2+ home runs	5-1
Home games	11-3 10+ runs	1-0	Opponent 0 home runs.....	5-0
Away games	1-1	Scored in 1st inning	9-1 1 home run	5-0
Neutral site.....	0-0	Opp. scored in 1st	4-1 2+ HRs	2-4
Day games	8-0	Scores first.....	8-3	Made 0 errors	9-2
Night games	4-4	Opp. scores first	4-1	... 1 error	2-1
vs Left starter	3-1	After 6 leading	10-2 2+ errors	1-1
vs Right starter.....	9-3 trailing	0-2	Opp. made 0 errors	3-0
1-Run games	3-2 tied	2-0 1 error	6-2
2-Run games	3-1	After 7 leading	11-2 2+ errors	3-2
5+Run games	6-0 trailing	0-1	Out-hit opponent.....	8-1
Extra innings.....	0-1 tied	1-1	Out-hit by opponent	4-0
Shutouts	2-0	After 8 leading	11-2	Hits are tied	0-3
Scoring 0-2 runs	1-0 trailing	1-2		
..... 3-5 runs	2-2 tied	0-0		
..... 6-9 runs	5-2				
..... 10+ runs.....	4-0				

A Look At the Pitching Staff

Arizona State Starters

Pitcher	Starts/QS	PC/Start	IP/Start	ER Against/Start	Runs For/Start	PCK	DP	Team Record
Jack Martinez	4/1	390/97.5	24.0/6.0	9/2.3	18/4.5	0	0	3-1
Ben Jacobs	4/1	257/89.3	21.0/5.3	11/2.8	23/5.8	1	0	2-2
Jaden Alba	3/0	220/73.3	12.0/4.0	4/1.3	14/4.7	1	1	3-0
Rohan Lettow	2/0	111/55.5	6.2/3.3	3/1.5	5/2.5	0	2	2-0
Derek Schaefer	1/0	53/53.0	4.0/4.0	0/0.0	0/0.0	0	0	1-0
Easton Barrett	1/0	52/52.0	2.0/2.0	0/0.0	3/3.0	0	0	0-1
Max Arlich	1/0	51/51.0	2.0/2.0	0/0.0	1/1.0	0	0	1-0

Arizona State Bullpen (Relief Appearances Stats Only)

Reliever	APP	IP	H	R	ER	BB	SO	SV	ERA	Hold	IR/Scored	1st Bat. Faced/Ret.
Kelly	7	8.0	6	0	0	4	9	0	0.00	4	3/3	7/5
Schaefer	5	4.1	1	0	0	1	5	2	0.00	0	5/1	5/5
Halvorson	2	3.0	0	0	0	1	5	0	0.00	0	0/0	2/2
Giblin	6	12.2	7	4	4	4	15	0	2.84	1	1/0	6/4
Butler	5	9.1	10	3	3	1	13	1	2.89	1	0/0	5/3
Carlton	7	12.1	8	4	4	6	19	0	2.92	3	2/0	7/5
Barrett	2	3.0	1	1	1	1	2	0	3.00	0	2/0	2/2
Buxton	5	4.0	2	3	3	3	6	0	6.75	0	2/2	5/4
Koger	6	5.1	7	5	5	7	4	2	8.44	1	0/0	6/3
Fitzpatrick	8	5.0	10	10	10	2	7	1	18.00	1	5/1	8/4
Lettow	2	2.1	6	7	7	0	3	0	27.00	1	0/0	2/1
Belardes	1	0.1	0	0	0	0	1	0	0.00	0	0/0	1/0
Barnes	2	1.1	3	4	4	1	1	0	27.00	1	3/2	2/1
Neely	2	1.1	2	3	3	3	1	0	20.25	0	0/0	2/0

2025 Sun Devil Baseball

TEAM AND INDIVIDUAL RANKINGS

NATIONAL/LEAGUE RANKINGS

Team			
Base on Balls (299 ranked)	67	6	.82
Batting Average (299 ranked)	107	10	0.286
Double Plays (299 ranked)	145	10	.9
Double Plays Per Game (299 ranked)	198	13	0.56
Doubles (299 ranked)	12	2	.40
Doubles Per Game (299 ranked)	21	3	2.5
Earned Run Average (299 ranked)	80	9	4.44
Fielding Percentage (299 ranked)	4	1	0.988
Hit Batters (299 ranked)	228	8	.15
Hit by Pitch (299 ranked)	100	3	.24
Hits (299 ranked)	76	7	149
Hits Allowed Per Nine Innings (299 ranked)	35	5	7.5
Home Runs (296 ranked)	28	4	.23
Home Runs Per Game (298 ranked)	40	6	1.44
On Base Percentage (299 ranked)	107	8	.04
Runs (299 ranked)	65	6	122
Sacrifice Bunts (270 ranked)	270	13	.1
Sacrifice Flies (286 ranked)	18	4	.11
Scoring (299 ranked)	92	8	.76
Shutouts (57 ranked)	19	2	.2
Slugging Percentage (299 ranked)	53	5	0.499
Stolen Bases (297 ranked)	8	2	.43
Stolen Bases Per Game (299 ranked)	15	2	2.69
Strikeout-to-Walk Ratio (299 ranked)	33	7	2.95
Strikeouts Per Nine Innings (299 ranked)	19	2	.11
Triples (234 ranked)	234	12	.1
Triples Per Game (277 ranked)	267	13	0.06
WHIP (299 ranked)	36	5	1.25
WL Pct (292 ranked)	45	5	0.75
Walks Allowed Per Nine Innings (299 ranked)	53	8	3.75

Category	Name	Nat'l	Pac-12	Value
Base on Balls (128 ranked)	Brandon Compton	8	1	.19
	Nu'u Contrades	56	3	.15
Base on Balls Per Game (146 ranked)	Brandon Compton	17	2	.119
	Nu'u Contrades	98	4	0.94
Doubles (97 ranked)	Brandon Compton	49	4	.7
	Isaiah Jackson	49	4	.7
	Kien Vu	97	10	.6
Doubles Per Game (149 ranked)	Brandon Compton	104	9	0.44
	Isaiah Jackson	104	9	0.44
	Matt King	133	11	0.42
Games Started (12 ranked)	Ben Jacobs	12	1	.4
	Jack Martinez	12	1	.4
Hit By Pitch Per Game (129 ranked)	Kyle Walker	106	3	0.43
	Matt King	117	4	0.42
Hit by Pitch (90 ranked)	Kyle Walker	90	3	.6
Hits Allowed Per Nine Innings (150 ranked)	Jack Martinez	108	11	.6
	Ben Jacobs	150	16	6.43
Home Runs (150 ranked)	Kien Vu	36	3	.6
	Josiah Cromwick	81	4	.5
	Jacob Tobias	150	12	.4
Home Runs Per Game (140 ranked)	Kien Vu	76	4	0.38
Pitching Appearances (80 ranked)	Sean Fitzpatrick	20	1	.8
	Cole Carlton	80	4	.7
	Lucas Kelly	80	4	.7
Runs (133 ranked)	Kien Vu	100	5	.19
Runs Batted In (136 ranked)	Jacob Tobias	103	6	.19
Sacrifice Flies (76 ranked)	Jacob Tobias	16	1	.3
	Kyle Walker	16	1	.3
	Brandon Compton	76	9	.2
Saves (172 ranked)	Will Koger	58	4	.2
	Derek Schaefer	58	4	.2
	Josh Butler	172	11	.1
	Sean Fitzpatrick	172	11	.1
Slugging Percentage (250 ranked)	Kien Vu	97	9	0.746
Stolen Bases (150 ranked)	Kien Vu	40	3	.9
	Nu'u Contrades	150	7	.6
	Kyle Walker	150	7	.6
Stolen Bases Per Game (149 ranked)	Kien Vu	79	4	0.56
Strikeout-to-Walk Ratio (145 ranked)	Ben Jacobs	105	6	5.2
	Jack Martinez	107	7	.5
Strikeouts (144 ranked)	Jack Martinez	18	1	.35
	Ben Jacobs	79	6	.26
Strikeouts Per Nine Innings (150 ranked)	Jack Martinez	52	3	13.13
	Ben Jacobs	135	10	11.14
Total Bases (149 ranked)	Kien Vu	64	4	.44
Toughest to Strike Out (150 ranked)	Matt King	23	2	19.5
	Kyle Walker	78	6	12.7
Triples (131 ranked)	Isaiah Jackson	131	8	.1
Victories (118 ranked)	Lucas Kelly	118	11	.2
	Jack Martinez	118	11	.2
	Jonah Giblin	118	11	.2
WHIP (149 ranked)	Ben Jacobs	96	8	0.95
	Jack Martinez	100	9	0.96

Career/Season Rankings (Since 1998 only)

Career Average (min. 300 AB)
15. Jeremy West (2001-03) .553
18. Kien Vu (2023-p) .347

Career Slugging (min. 300 AB)
5. Andrew Beinbrink (1988-99) .650
7. Kien Vu (2023-p) .640
20. Jacob Tobias (2022-p) .553

Career Most Homers (ALL-TIME)
5. Barry Bonds (1983-85) 45
Brett Wallace (2006-08) 45
9. Jacob Tobias (2022-p) 39
Casey Myers ((1998-2001) 39

Most Doubles (min. 300 AB)
10. 4- Tied 40
t-15. Jacob Tobias (2022-p) 37

Career RBIs (min. 300 AB)
5. Jeremy West (2001-03) 176
8. Jacob Tobias (2022-p) 165

Career Most Hits (min. 300 AB)
10. Petey Paramore (2006-08) 216
18. Jacob Tobias (2022-p) 202

Career Total Bases (min. 300 AB)
5. Ike Davis (2006-08) 418
7. Jacob Tobias (2022-p) 366

Career Total Games
9. Nick Walsh (2000-04) 192
Travis Buck (2003-05) 192
16. Jacob Tobias (2022-p) 181

Career Games Started
10. Petey Paramore (2006-08) 174
13. Jacob Tobias (2022-p) 170

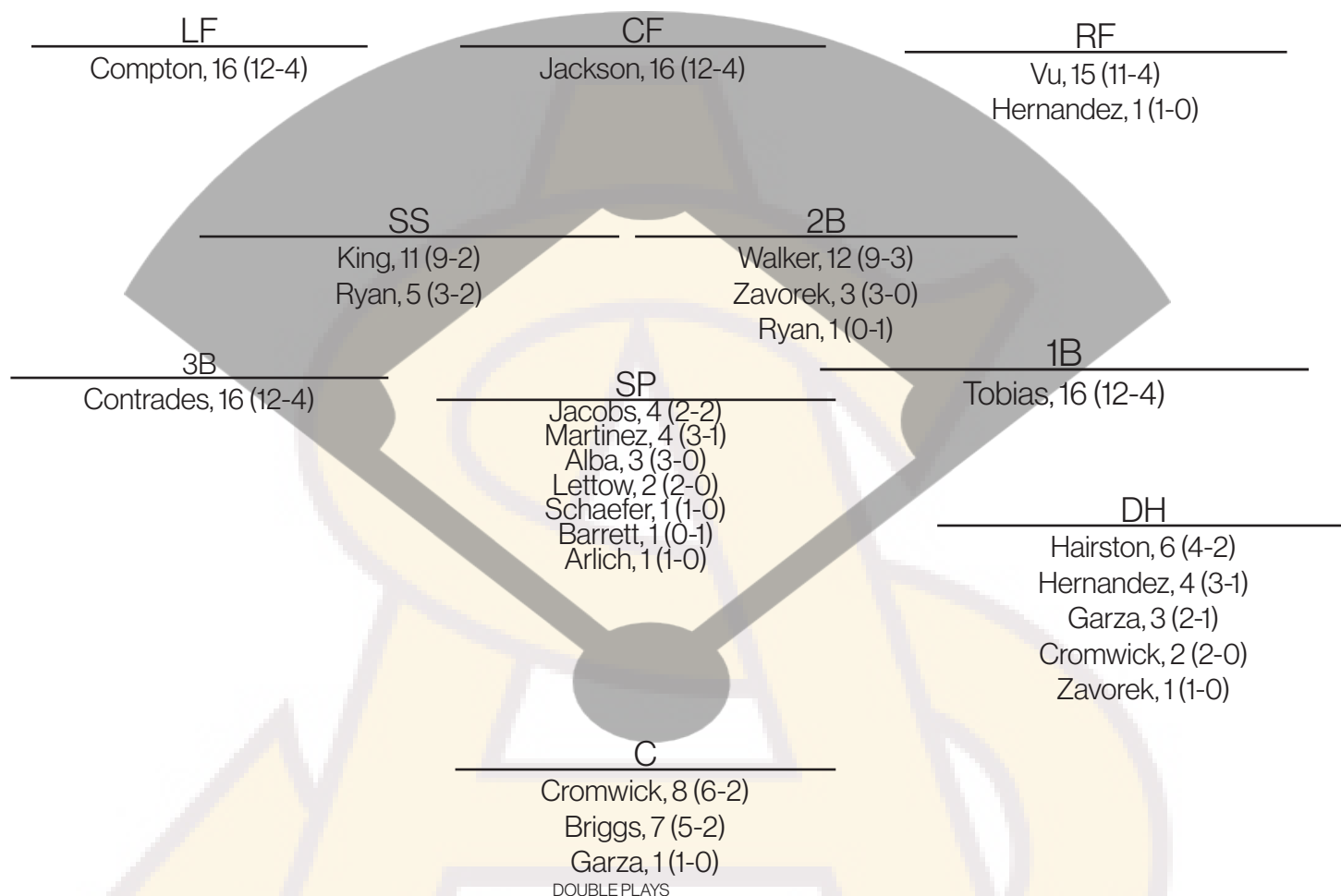
Career Stolen Bases % (min. 10 attempts)
10. Willie Bloomquist (1998-99) .823 (65/79)
11. Kien Vu(2023-p) .806 (25/31)

K/9 % (min. 50 IP)
1. **Ben Jacobs (2023-p)** 13.19 (87.1 IP)
2. Ryan Burr (2013-15) 12.64 (135.1 IP)

Batting Average Against (min. 50 IP)
10. Ryan Schroyer (2001-03) .233 (74.0 IP)
15. **Ben Jacobs (2023-p)** .237(87.1 IP)

2025 Sun Devil Baseball

RECORD BY POSITION STARTS



DOUBLE PLAYS

Gm #	Date	Opponent	Pitcher (SZN #)	Scoring	Players	Inn	Outs	Score	Final
1-Feb. 14		Ohio State	Giblin (1)	463 GDP	Walker-King-Tobias	5	0	6-4	9-8
1-Feb. 14		Ohio State	Koger (1)	L46 DP	Walker-King	9	1	9-8	9-8
2-Feb. 15		Ohio State	Carlton (1)	463 GDP	Walker-King-Tobias	7	0	4-4	7-6
3-Feb. 16		Ohio State	Alba (1)	543 GDP	Contrades-Walker-Tobias	3	1	4-2	17-10
4-Feb. 17		Austin Peay	Lettow (1)	5U-3 GDP	Contrades-Tobias	1	1	0-1	5-3
10-Feb. 28		Minnesota	Butler (1)	543 GDP	Contrades-Walker-Tobias	7	0	2-4	6-7
12-March 2		Minnesota	Butler (2)	363 GDP	Tobias-King-Tobias	7	1	8-6	8-7
16-March 9		Gonzaga	Lettow (2)	543 GDP	Contrades-Walker-Tobias	3	1	5-0	11-4
16-March 9		Gonzaga	Kellu (1)	643 GDP	Ryan-Walker-Tobias	6	1	7-4	11-4

2025 Sun Devil Baseball


TV/RADIO ROSTER



#2, MATT KING
SR. • INF • R/R • 6-1 • 195



#3, JONATHON HERNANDEZ
R-JR. • OF • R/R • 5-19 • 190



#4, JAX RYAN
SO. • INF • R/R • 6-1 • 185



#5, MANNY GARZA
SR. • C • S/R • 5-10 • 205



#6, NU'U CONTRADES
JR. • INF • R/R • 5-10 • 195



#7, KYLE WALKER
R-JR. • INF • R/R • 5-9 • 185




#8, MAX ARLICH
FR. • LHP • L/L • 6-3 • 210



#9, BRODY BRIGGS
SO. • C • L/R • 6-1 • 205



#10, JACK MARTINEZ
SR. • RHP • R/R • 6-4 • 215




#11, KIEN VU
JR. • OF • L/L • 5-11 • 185



#12, JADEN ALBA
SO. • RHP • R/R • 6-3 • 205



#13, TYLER MEYER
R. JR. • RHP • R/R • 6-3 • 215



#14, COLE CARLON
SO. • LHP/INF • L/L • 6-5 • 220



#15, LUCAS KELLY
JR. • RHP • R/R • 6-4 • 220



#16, WYATT HALVORSON
SO. • RHP • R/R • 6-3 • 225



#17, KY MCGARY
FR. • OF • R/R • 5-11 • 180



#18, JACOB TOBIAS
SR. • INF • L/R • 6-1 • 225



#19, CHANCE DAQUILA
GR. • RHP • R/R • 6-3 • 220



#20, DEREK SCHAEFER
SO. • RHP • R/R • 6-2 • 210



#21, JOSIAH CROMWICK
GR. • C • R/R • 6-2 • 200

2025 Sun Devil Baseball

TV/RADIO ROSTER



#22, BEN JACOBS
JR. • LHP • L/L • 6-1 • 195



#24, ISAIAH JACKSON
JR. • OF • L/R • 6-3 • 220



#25, BRADYN BARNES
SO. • LHP • L/L • 6-2 • 190



#26, CAMDEN BATES
SO. • INF • R/R • 5-10 • 165




#27, BRANDON COMPTON
R-SO. • OF • L/L • 6-1 • 225



#28, EASTON BARRETT
FR. • LHP • L/L • 6-0 • 170



#29, ALEC BELARDES
SO. • RHP • R/R • 6-2 • 210




#31, WILL KOGER
SR. • RHP • L/R • 6-3 • 205




#32, JOSH BUTLER
SO. • RHP • R/R • 6-7 • 225



#35, MAX MOUSSER
FR. • RHP • R/R • 6-3 • 200




#36, JAKE NEELY
FR. • RHP • R/R • 6-4 • 210



#38, SEAN FITZPATRICK
JR. • LHP • L/L • 6-0 • 165




#40, JONAH GIBLIN
R-SR. • RHP • R/R • 6-4 • 240




#44, GIAN DE CASTRO
FR. • INF • L/R • 6-4 • 230




#45, COLIN LINDER
JR. • RHP • R/R • 6-3 • 230




#46, BECKETT ZAVOREK
FR. • INF • R/R • 5-9 • 180



#47, ROHAN LETTOW
SO. • RHP • R/R • 6-2 • 195



#50, ELI BUXTON
FR. • RHP • R/R • 6-5 • 195



#51, LANDON HAIRSTON
FR. • INF • L/L • 5-11 • 195



#52, CHASE WAGNER
FR. • RHP • R/R • 6-3 • 230

2025 SUN DEVIL BASEBALL

Statistics Summary for Arizona State (as of Mar 11, 2025)

(All games)

Record: 12-4 Home: 11-3 Away: 1-1 Big 12: 0-0

Date	Opponent	Score	Player	avg	slug	ob%	g	ab	r	h	2b	3b	hr	rbi	bb	so	sb	cs	e
2/14	OHIO STATE	w 9-8	Vu, Kien	.339	.746	.444	16	59	19	20	6	0	6	16	9	15	9	3	0
2/15	OHIO STATE	w 7-6	Ryan, Jax	.333	.429	.440	9	21	4	7	2	0	0	4	4	5	2	0	1
2/16	OHIO STATE	w 17-10	Hairston, Landon	.320	.320	.452	10	25	5	8	0	0	0	3	6	6	1	1	0
2/17	AUSTIN PEAY	w 5-3	Compton, Brandon	.315	.611	.480	16	54	17	17	7	0	3	16	19	14	4	0	0
2/21	ORAL ROBERTS	l 7-8	King, Matt	.308	.436	.449	12	39	7	12	5	0	0	3	5	2	2	0	0
2/22	ORAL ROBERTS	w 12-5	Jackson, Isaiah	.302	.540	.343	16	63	9	19	7	1	2	12	4	10	4	1	0
2/23	ORAL ROBERTS	w 9-2	Tobias, Jacob	.283	.550	.370	16	60	10	17	4	0	4	19	7	13	1	0	1
2/25	at UCLA	l 4-8	Contrades, Nu'u	.250	.446	.425	16	56	17	14	2	0	3	11	15	11	6	0	1
2/26	at UCLA	w 2-0	Briggs, Brody	.250	.292	.280	8	24	3	6	1	0	0	0	0	5	0	0	1
2/28	MINNESOTA	l 6-7	Walker, Kyle	.237	.263	.373	14	38	13	9	1	0	0	4	4	3	6	0	1
3/1	MINNESOTA	l 4-6	Cromwick, Josiah	.231	.718	.340	11	39	9	9	4	0	5	12	4	15	2	0	2
3/2	MINNESOTA	w 8-7	-----																
3/4	UNLV	w 7-0	McGary, Ky	.500	.500	.500	5	2	2	1	0	0	0	0	0	0	2	0	0
3/7	GONZAGA	w 11-1	Zavorek, Beckett	.400	.400	.455	4	10	3	4	0	0	0	3	0	0	2	0	0
3/8	GONZAGA	w 3-1	Hernandez, Jonath	.214	.214	.389	6	14	3	3	0	0	0	0	4	4	2	1	0
3/9	GONZAGA	w 11-4	Garza, Manny	.188	.250	.222	6	16	1	3	1	0	0	3	1	3	0	0	0
			Bates, Camden	.000	.000	.000	1	1	0	0	0	0	0	0	0	1	0	0	0
			Totals	.286	.499	.400	16	521	122	149	40	1	23	106	82	107	43	6	7
			Opponents	.226	.397	.319	16	532	76	120	21	2	22	72	60	177	26	3	26

* = Conference game

LOB - Team (113), Opp (108). DPs turned - Team (9), Opp (16). IBB - Team (1), Compton, B. 1. Picked off - Contrades, N 2, Vu, Kien 2, Cromwick, J. 1, Hernandez, J. 1.

Player	era	w-l	app	gs	cg	sh	sv	ip	h	r	er	bb	so	avg	hr
Martinez, Jack	3.38	2-0	4	4	0	0	0	24.0	16	10	9	7	35	.186	3
Jacobs, Ben	4.71	1-0	4	4	0	0	0	21.0	15	11	11	5	26	.203	5

Schaefer, Derek	0.00	0-0	6	1	0	0	2	8.1	3	0	0	1	10	.107	0
Kelly, Lucas	0.00	2-0	7	0	0	0	0	8.0	6	0	0	4	9	.207	0
Halvorson, Wyatt	0.00	1-0	2	0	0	0	0	3.0	0	0	0	1	5	.000	0
Arlich, Max	0.00	0-0	1	1	0	0	0	2.0	2	0	0	2	2	.286	0
Belardes, Alec	0.00	0-0	1	0	0	0	0	0.1	0	0	0	1	0	.000	0
Barrett, Easton	1.80	1-1	3	1	0	0	0	5.0	3	5	1	3	4	.158	1
Giblin, Jonah	2.84	2-1	6	0	0	0	0	12.2	7	4	4	4	15	.159	2
Butler, Josh	2.89	1-0	5	0	0	0	1	9.1	10	3	3	1	13	.270	0
Carlton, Cole	2.92	1-0	7	0	0	0	0	12.1	8	4	4	6	19	.182	0
Alba, Jaden	3.00	1-0	3	3	0	0	0	12.0	14	4	4	5	14	.292	0
Buxton, Eli	6.75	0-1	5	0	0	0	0	4.0	2	3	3	3	6	.143	1
Koger, Will	8.44	0-1	6	0	0	0	2	5.1	7	5	5	7	4	.318	0
Lettow, Rohan	10.00	0-0	4	2	0	0	0	9.0	12	10	10	4	6	.343	5
Fitzpatrick, Sean	18.00	0-0	8	0	0	0	1	5.0	10	10	10	2	7	.435	3
Neely, Jake	20.25	0-0	2	0	0	0	0	1.1	2	3	3	3	1	.333	0
Barnes, Bradyn	27.00	0-0	2	0	0	0	0	1.1	3	4	4	1	1	.500	2
Totals	4.44	12-4	16	16	0	2	6	144.0	120	76	71	60	177	.226	22
Opponents	7.08	4-12	16	16	0	0	1	134.2	149	122	106	82	107	.286	23

PB - Team (2), Briggs, B. 1, Cromwick, J. 1, Opp (3). Pickoffs - Team (4), Alba, Jaden 1, Barnes, B. 1, Fitzpatrick 1, Jacobs, Ben 1, Opp (6). SBA/ATT - Cromwick, J. (14-14), Briggs, B. (12-13), Barrett, E. (5-5), Martinez, J. (4-4), Jacobs, Ben (2-4), Alba, Jaden (3-4), Buxton, Eli (3-3), Fitzpatrick (3-3), Butler, Josh (2-2), Giblin, J. (1-1), Lettow, R. (1-1), Carlton, Cole (1-1), Koger, Will (1-1).

Score by innings	1	2	3	4	5	6	7	8	9	EX	Total
Arizona State	22	10	14	8	18	18	19	11	2	0	122
Opponents	7	7	4	14	6	7	14	9	7	1	76

Win-loss breakdowns: Day 8-0; Night 4-4; vs Left 3-1; vs Right 9-3;
 1-run games 3-2; 2-run games 3-1; 5+run games 6-0; Extra inns 0-1; Shutouts 2-0.
 Current streak: Won 5; Longest winning streak: 5; Longest losing streak: 2.
 Attendance: Home 45215 (avg 3229); Away 777 (avg 388); Total 45992 (avg 2874).

2025 SUN DEVIL BASEBALL
Overall Statistics for Arizona State (as of Mar 11, 2025)
(All games Sorted by Batting avg)

Record: 12-4 Home: 11-3 Away: 1-1 Big 12: 0-0

Player	avg	gp-gs	ab	r	h	2b	3b	hr	rbi	tb	slg%	bb	hp	so	gdp	ob%	sf	sh	sb-att	po	a	e	fld%
11 Vu, Kien	.339	16-15	59	19	20	6	0	6	16	44	.746	9	3	15	1	.444	1	0	9-12	29	0	0	1.000
4 Ryan, Jax	.333	9-6	21	4	7	2	0	0	4	9	.429	4	0	5	0	.440	0	0	2-2	2	17	1	.950
51 Hairston, Landon	.320	10-6	25	5	8	0	0	0	3	8	.320	6	0	6	1	.452	0	0	1-2	0	0	0	.000
27 Compton, Brandon	.315	16-16	54	17	17	7	0	3	16	33	.611	19	0	14	1	.480	2	0	4-4	23	1	0	1.000
2 King, Matt	.308	12-11	39	7	12	5	0	0	3	17	.436	5	5	2	1	.449	0	0	2-2	16	22	0	1.000
24 Jackson, Isaiah	.302	16-16	63	9	19	7	1	2	12	34	.540	4	0	10	1	.343	0	0	4-5	44	0	0	1.000
18 Tobias, Jacob	.283	16-16	60	10	17	4	0	4	19	33	.550	7	3	13	3	.370	3	0	1-1	105	14	1	.992
6 Contrades, Nu'u	.250	16-16	56	17	14	2	0	3	11	25	.446	15	2	11	0	.425	0	0	6-6	9	28	1	.974
9 Briggs, Brody	.250	8-7	24	3	6	1	0	0	0	7	.292	0	1	5	0	.280	0	0	0-0	64	9	1	.986
7 Walker, Kyle	.237	14-12	38	13	9	1	0	0	4	10	.263	4	6	3	0	.373	3	1	6-6	21	26	1	.979
21 Cromwick, Josiah	.231	11-10	39	9	9	4	0	5	12	28	.718	4	3	15	0	.340	1	0	2-2	95	4	2	.980

17 McGary, Ky	.500	5-0	2	2	1	0	0	0	0	1	.500	0	0	0	0	.500	0	0	2-2	0	0	0	.000
46 Zavorek, Beckett	.400	4-4	10	3	4	0	0	0	3	4	.400	0	1	0	1	.455	0	0	2-2	1	4	0	1.000
3 Hernandez, Jonatho	.214	6-5	14	3	3	0	0	0	0	3	.214	4	0	4	2	.389	0	0	2-3	1	0	0	1.000
5 Garza, Manny	.188	6-4	16	1	3	1	0	0	3	4	.250	1	0	3	0	.222	1	0	0-0	10	1	0	1.000
26 Bates, Camden	.000	1-0	1	0	0	0	0	0	0	0	.000	0	0	1	0	.000	0	0	0-0	0	0	0	.000
Totals	.286	16	521	122	149	40	1	23	106	260	.499	82	24	107	11	.400	11	1	43-49	432	134	7	.988
Opponents	.226	16	532	76	120	21	2	22	72	211	.397	60	15	177	8	.319	4	5	26-29	404	145	26	.955

LOB - Team (113), Opp (108). DPs turned - Team (9), Opp (16). IBB - Team (1), Compton, B. 1. Picked off - Contrades, N 2, Vu, Kien 2, Cromwick, J. 1, Hernandez,J. 1.

(All games Sorted by Earned run avg)

Player	era	w-l	app	gs	cg	sho	sv	ip	h	r	er	bb	so	2b	3b	hr	b/avg	wp	hp	bk	sfa	sha
10 Martinez, Jack	3.38	2-0	4	4	0	0/0	0	24.0	16	10	9	7	35	3	0	3	.186	1	1	0	1	1
22 Jacobs, Ben	4.71	1-0	4	4	0	0/0	0	21.0	15	11	11	5	26	3	0	5	.203	0	0	0	1	1

20 Schaefer, Derek	0.00	0-0	6	1	0	0/2	2	8.1	3	0	0	1	10	0	0	0	.107	0	0	0	0	0
15 Kelly, Lucas	0.00	2-0	7	0	0	0/2	0	8.0	6	0	0	4	9	1	1	0	.207	1	1	0	0	0
16 Halvorson, Wyatt	0.00	1-0	2	0	0	0/0	0	3.0	0	0	0	1	5	0	0	0	.000	0	0	0	0	0
8 Arlich, Max	0.00	0-0	1	1	0	0/1	0	2.0	2	0	0	2	2	1	0	0	.286	0	0	0	0	1
29 Belardes, Alec	0.00	0-0	1	0	0	0/0	0	0.1	0	0	0	1	0	0	0	0	.000	1	1	0	0	0
28 Barrett, Easton	1.80	1-1	3	1	0	0/0	0	5.0	3	5	1	3	4	0	0	1	.158	0	1	1	0	1
40 Giblin, Jonah	2.84	2-1	6	0	0	0/1	0	12.2	7	4	4	4	15	1	0	2	.159	2	1	0	0	0
32 Butler, Josh	2.89	1-0	5	0	0	0/0	1	9.1	10	3	3	1	13	1	0	0	.270	0	2	0	0	0
14 Carlon, Cole	2.92	1-0	7	0	0	0/2	0	12.1	8	4	4	6	19	1	0	0	.182	2	3	0	0	0
12 Alba, Jaden	3.00	1-0	3	3	0	0/0	0	12.0	14	4	4	5	14	6	1	0	.292	0	2	0	0	0
50 Buxton, Eli	6.75	0-1	5	0	0	0/0	0	4.0	2	3	3	3	6	1	0	1	.143	1	0	0	0	0
31 Koger, Will	8.44	0-1	6	0	0	0/1	2	5.1	7	5	5	7	4	1	0	0	.318	1	1	0	0	0
47 Lettow, Rohan	10.00	0-0	4	2	0	0/0	0	9.0	12	10	10	4	6	0	0	5	.343	0	2	0	1	1
38 Fitzpatrick, Sean	18.00	0-0	8	0	0	0/1	1	5.0	10	10	10	2	7	1	0	3	.435	1	0	0	1	0
36 Neely, Jake	20.25	0-0	2	0	0	0/0	0	1.1	2	3	3	3	1	1	0	0	.333	0	0	0	0	0
25 Barnes, Bradyn	27.00	0-0	2	0	0	0/0	0	1.1	3	4	4	1	1	0	0	2	.500	2	0	0	0	0
Totals	4.44	12-4	16	16	0	2/2	6	144.0	120	76	71	60	177	21	2	22	.226	12	15	1	4	5
Opponents	7.08	4-12	16	16	0	0/0	1	134.2	149	122	106	82	107	40	1	23	.286	13	24	2	11	1

PB - Team (2), Briggs, B. 1, Cromwick, J. 1, Opp (3). Pickoffs - Team (4), Alba, Jaden 1, Barnes, B. 1, Fitzpatrick 1, Jacobs, Ben 1, Opp (6). SBA/ATT - Cromwick, J. (14-14), Briggs, B. (12-13), Barrett, E. (5-5), Martinez, J. (4-4), Jacobs, Ben (2-4), Alba, Jaden (3-4), Buxton, Eli (3-3), Fitzpatrick (3-3), Butler, Josh (2-2), Giblin, J. (1-1), Lettow, R. (1-1), Carlon, Cole (1-1), Koger, Will (1-1).

2025 SUN DEVIL BASEBALL
Overall Statistics for Arizona State (as of Mar 11, 2025)
(All games Sorted by Fielding pct)

Player	c	po	a	e	fld%	dp	sba	csb	sba%	pb	ci
24 Jackson, Isaiah	44	44	0	0	1.000	0	0	0	---	0	0
2 King, Matt	38	16	22	0	1.000	4	0	0	---	0	0
11 Vu, Kien	29	29	0	0	1.000	0	0	0	---	0	0
27 Compton, Brandon	24	23	1	0	1.000	0	0	0	---	0	0
5 Garza, Manny	11	10	1	0	1.000	0	0	0	---	0	0
46 Zavorek, Beckett	5	1	4	0	1.000	0	0	0	---	0	0
20 Schaefer, Derek	3	3	0	0	1.000	0	0	0	---	0	0
40 Giblin, Jonah	3	2	1	0	1.000	0	1	0	1.000	0	0
50 Buxton, Eli	2	1	1	0	1.000	0	3	0	1.000	0	0
12 Alba, Jaden	2	1	1	0	1.000	0	3	1	.750	0	0
47 Lettow, Rohan	2	2	0	0	1.000	0	1	0	1.000	0	0
25 Barnes, Bradyn	2	1	1	0	1.000	0	0	0	---	0	0
8 Arlich, Max	2	1	1	0	1.000	0	0	0	---	0	0
14 Carlon, Cole	1	1	0	0	1.000	0	1	0	1.000	0	0
3 Hernandez, Jonatho	1	1	0	0	1.000	0	0	0	---	0	0
22 Jacobs, Ben	1	0	1	0	1.000	0	2	2	.500	0	0
10 Martinez, Jack	1	0	1	0	1.000	0	4	0	1.000	0	0
38 Fitzpatrick, Sean	1	0	1	0	1.000	0	3	0	1.000	0	0
18 Tobias, Jacob	120	105	14	1	.992	8	0	0	---	0	0
9 Briggs, Brody	74	64	9	1	.986	0	12	1	.923	1	0
21 Cromwick, Josiah	101	95	4	2	.980	0	14	0	1.000	1	0
7 Walker, Kyle	48	21	26	1	.979	7	0	0	---	0	0
6 Contrades, Nu'u	38	9	28	1	.974	4	0	0	---	0	0
4 Ryan, Jax	20	2	17	1	.950	1	0	0	---	0	0
17 McGary, Ky	0	0	0	0	.000	0	0	0	---	0	0
26 Bates, Camden	0	0	0	0	.000	0	0	0	---	0	0
36 Neely, Jake	0	0	0	0	.000	0	0	0	---	0	0
29 Belardes, Alec	0	0	0	0	.000	0	0	0	---	0	0
15 Kelly, Lucas	0	0	0	0	.000	0	0	0	---	0	0
16 Halvorson, Wyatt	0	0	0	0	.000	0	0	0	---	0	0
31 Koger, Will	0	0	0	0	.000	0	1	0	1.000	0	0
32 Butler, Josh	0	0	0	0	.000	0	2	0	1.000	0	0
28 Barrett, Easton	0	0	0	0	.000	0	5	0	1.000	0	0
51 Hairston, Landon	0	0	0	0	.000	0	0	0	---	0	0
Totals	573	432	134	7	.988	9	26	3	.897	2	0
Opponents	575	404	145	26	.955	16	43	6	.878	3	0

Hitting minimums - 1 Games 1 TPA 1.5 TPA/Game
Pitching minimums - 1 Games 1.0 IP/Game

2025 SUN DEVIL BASEBALL
Game Results for Arizona State (as of Mar 11, 2025)
(All games)

Date	Opponent	Score	Inns	Overall	Big 12	Pitcher of record	Attend	Time
Feb 14, 2025	OHIO STATE	w 9-8	9	1-0-0	0-0-0	Kelly, Lucas (W 1-0)	3529	2:55
Feb 15, 2025	OHIO STATE	w 7-6	9	2-0-0	0-0-0	Halvorson, W (W 1-0)	3261	3:15
Feb 16, 2025	OHIO STATE	w 17-10	9	3-0-0	0-0-0	Butler, Josh (W 1-0)	3780	4:15
Feb 17, 2025	AUSTIN PEAY	w 5-3	9	4-0-0	0-0-0	Giblin, J. (W 1-0)	2662	2:40
Feb 21, 2025	ORAL ROBERTS	L 7-8	9	4-1-0	0-0-0	Koger, Will (L 0-1)	2805	3:08
Feb 22, 2025	ORAL ROBERTS	w 12-5	9	5-1-0	0-0-0	Martinez, J. (W 1-0)	2893	2:25
Feb 23, 2025	ORAL ROBERTS	w 9-2	9	6-1-0	0-0-0	Alba, Jaden (W 1-0)	2465	2:54
Feb 25, 2025	at UCLA	L 4-8	9	6-2-0	0-0-0	Barrett, E. (L 0-1)	385	2:42
Feb 26, 2025	at UCLA	w 2-0	9	7-2-0	0-0-0	Carlton, Cole (W 1-0)	392	2:36
Feb 28, 2025	MINNESOTA	L 6-7	(10)	7-3-0	0-0-0	Giblin, J. (L 1-1)	4955	3:53
Mar 01, 2025	MINNESOTA	L 4-6	9	7-4-0	0-0-0	Buxton, Eli (L 0-1)	3123	2:40
Mar 02, 2025	MINNESOTA	w 8-7	9	8-4-0	0-0-0	Barrett, E. (W 1-1)	2850	3:35
Mar 04, 2025	UNLV	w 7-0	9	9-4-0	0-0-0	Giblin, J. (W 2-1)	2403	2:45
Mar 07, 2025	GONZAGA	w 11-1	9	10-4-0	0-0-0	Jacobs, Ben (W 1-0)	3016	2:50
Mar 08, 2025	GONZAGA	w 3-1	9	11-4-0	0-0-0	Martinez, J. (W 2-0)	4209	2:38
Mar 09, 2025	GONZAGA	w 11-4	9	12-4-0	0-0-0	Kelly, Lucas (W 2-0)	3264	2:54

* = Conference game

() extra inning game

2025 SUN DEVIL BASEBALL
Games Summary for Arizona State (as of Mar 11, 2025)
(All games)

Score by innings	1	2	3	4	5	6	7	8	9	EX	Total
Arizona State	22	10	14	8	18	18	19	11	2	0	122
Opponents	7	7	4	14	6	7	14	9	7	1	76

Record when ...											
Overall	12-4							After 6 leading	10-2		
Conference	0-0						 trailing	0-2		
Non-Conference	12-4						 tied	2-0		
Home games	11-3							After 7 leading	11-2		
Away games	1-1						 trailing	0-1		
Neutral site	0-0						 tied	1-1		
Day games	8-0							After 8 leading	11-2		
Night games	4-4						 trailing	1-2		
vs Left starter	3-1						 tied	0-0		
vs Right starter	9-3										
1-Run games	3-2							Hit 0 home runs	2-1		
2-Run games	3-1							... 1 home run	5-2		
5+Run games	6-0							... 2+ home runs	5-1		
Extra innings	0-1										
Shutouts	2-0							Opponent 0 home runs	5-0		
							 1 home run	5-0		
Scoring 0-2 runs	1-0						 2+ HRs	2-4		
..... 3-5 runs	2-2										
..... 6-9 runs	5-2							Made 0 errors	9-2		
..... 10+ runs	4-0						 1 error	2-1		
							 2+ errors	1-1		
Opponent 0-2 runs	5-0										
..... 3-5 runs	3-0							Opp. made 0 errors	3-0		
..... 6-9 runs	3-4						 1 error	6-2		
..... 10+ runs	1-0						 2+ errors	3-2		
Scored in 1st inning	9-1							Out-hit opponent	8-1		
Opp. scored in 1st	4-1							Out-hit by opponent	4-0		
Scores first	8-3							Hits are tied	0-3		
Opp. scores first	4-1										

Record when team scores:											
Runs	0	1	2	3	4	5	6	7	8	9	10+
W-L	0-0	0-0	1-0	1-0	0-2	1-0	0-1	2-1	1-0	2-0	4-0

Record when opponent scores:											
Runs	0	1	2	3	4	5	6	7	8	9	10+
W-L	2-0	2-0	1-0	1-0	1-0	1-0	1-1	1-1	1-2	0-0	1-0

Record when leading after:											
Inn.	1	2	3	4	5	6	7	8			
W-L	9-1	7-2	8-2	8-2	9-2	10-2	11-2	11-2			

Record when trailing after:											
Inn.	1	2	3	4	5	6	7	8			
W-L	1-1	2-1	2-1	2-1	1-1	0-2	0-1	1-2			

Record when tied after:											
Inn.	1	2	3	4	5	6	7	8			
W-L	2-2	3-1	2-1	2-1	2-1	2-0	1-1	0-0			

Current winning streak: 5
Longest winning streak: 5
Longest losing streak: 2

Home attendance : 45215 (14 dates avg = 3229)
Away attendance : 777 (2 dates avg = 388)
Total attendance: 45992 (16 dates avg = 2874)

2025 SUN DEVIL BASEBALL
Team Game-by-Game for Arizona State (as of Mar 11, 2025)
Batting (All games)

Date	Opponent	ab	r	h	rbi	2b	3b	hr	tb	bb	ibb	sb	cs	hbp	sac	sf	gdp	k	po	a	e	lob	avg
Feb 14	OHIO STATE	33	9	8	8	3	0	2	17	2	0	1	0	1	0	0	0	6	27	6	0	3	.242
Feb 15	OHIO STATE	33	7	10	7	2	0	1	15	3	0	1	1	2	0	1	0	4	27	9	1	6	.273
Feb 16	OHIO STATE	31	17	10	11	2	0	2	18	14	0	5	1	5	1	1	1	4	27	17	2	11	.289
Feb 17	AUSTIN PEAY	28	5	5	5	0	0	1	8	3	0	1	1	1	0	0	0	10	27	8	0	3	.264
Feb 21	ORAL ROBERTS	37	7	9	6	1	0	1	13	7	1	10	0	1	0	0	0	8	27	8	0	11	.259
Feb 22	ORAL ROBERTS	35	12	12	10	3	1	2	23	3	0	3	0	1	0	2	1	3	27	7	1	5	.274
Feb 23	ORAL ROBERTS	30	9	9	9	3	0	5	27	10	0	4	0	0	0	1	1	7	27	9	0	8	.278
Feb 25	at UCLA	33	4	6	4	2	0	1	11	3	0	1	0	0	0	0	0	9	24	9	2	5	.265
Feb 26	at UCLA	29	2	5	2	1	0	0	6	4	0	0	1	1	0	0	0	6	27	6	0	5	.256
Feb 28	MINNESOTA	36	6	12	5	2	0	0	14	7	0	4	0	2	0	2	4	8	30	10	0	11	.265
Mar 01	MINNESOTA	35	4	9	3	5	0	2	20	0	0	0	0	0	0	0	0	9	27	8	1	4	.264
Mar 02	MINNESOTA	32	8	11	7	3	0	1	17	3	0	5	0	3	0	1	1	7	27	7	0	7	.270
Mar 04	UNLV	33	7	14	6	3	0	3	26	3	0	2	0	1	0	2	2	3	27	7	0	8	.282
Mar 07	GONZAGA	34	11	11	10	5	0	1	19	12	0	2	1	3	0	0	0	10	27	7	0	14	.285
Mar 08	GONZAGA	28	3	5	3	1	0	0	6	4	0	1	1	2	0	0	0	6	27	7	0	7	.279
Mar 09	GONZAGA	34	11	13	10	4	0	1	20	4	0	3	0	1	0	1	1	7	27	9	0	5	.286
Totals		521	122	149	106	40	1	23	260	82	1	43	6	24	1	11	11	107	432	134	7	113	.286

2025 SUN DEVIL BASEBALL
Team Game-by-Game for Arizona State (as of Mar 11, 2025)
Pitching (All games)

Date	Opponent	ip	h	r	er	bb	so	2b	3b	hr	wp	bk	hbp	dp	ibb	score	w-l	sv	era
Feb 14	OHIO STATE	9.0	11	8	8	5	9	3	0	1	0	0	1	2	0	9-8	1-0	1	8.00
Feb 15	OHIO STATE	9.0	8	6	5	4	11	2	0	1	4	0	3	1	0	7-6	2-0	1	6.50
Feb 16	OHIO STATE	9.0	12	10	10	7	8	2	1	2	2	0	3	1	0	17-10	3-0	1	7.67
Feb 17	AUSTIN PEAY	9.0	7	3	3	5	7	1	0	1	1	0	1	1	0	5-3	4-0	2	6.50
Feb 21	ORAL ROBERTS	9.0	9	8	8	4	13	1	0	4	2	0	0	0	0	7-8	4-1	2	6.80
Feb 22	ORAL ROBERTS	9.0	6	5	5	4	11	1	0	1	0	0	0	0	0	12-5	5-1	3	6.50
Feb 23	ORAL ROBERTS	9.0	8	2	2	3	12	4	0	0	0	0	1	0	0	9-2	6-1	3	5.86
Feb 25	at UCLA	8.0	6	8	4	2	10	0	0	2	0	1	1	0	0	4-8	6-2	3	5.70
Feb 26	at UCLA	9.0	4	0	0	2	12	0	0	0	0	0	0	0	0	2-0	7-2	4	5.06
Feb 28	MINNESOTA	10.0	10	7	7	5	8	2	1	2	0	0	1	1	0	6-7	7-3	4	5.20
Mar 01	MINNESOTA	9.0	9	6	6	3	16	2	0	2	0	0	1	0	0	4-6	7-4	4	5.27
Mar 02	MINNESOTA	9.0	14	7	7	2	13	1	0	5	0	0	1	1	0	8-7	8-4	5	5.42
Mar 04	UNLV	9.0	5	0	0	5	13	1	0	0	3	0	0	0	0	7-0	9-4	5	5.00
Mar 07	GONZAGA	9.0	3	1	1	1	9	1	0	0	0	0	1	0	0	11-1	10-4	5	4.71
Mar 08	GONZAGA	9.0	2	1	1	4	14	0	0	0	0	0	0	0	0	3-1	11-4	6	4.47
Mar 09	GONZAGA	9.0	6	4	4	4	11	0	0	1	0	0	1	2	0	11-4	12-4	6	4.44
Totals		144.0	120	76	71	60	177	21	2	22	12	1	15	9	0	122-76	12-4	6	4.44

2025 SUN DEVIL BASEBALL
Miscellaneous Stats for Arizona State (as of Mar 11, 2025)
(All games)

Multiple Hit Games	2	3	4	5+	Total
11 Vu, Kien	6	2	-	-	8
24 Jackson, Isaiah	4	1	-	-	5
21 Cromwick, Josiah	4	-	-	-	4
2 King, Matt	3	1	-	-	4
27 Compton, Brandon	3	1	-	-	4
18 Tobias, Jacob	3	-	1	-	4
51 Hairston, Landon	3	-	-	-	3
6 Contrades, Nu'u	2	1	-	-	3
7 Walker, Kyle	2	-	-	-	2
5 Garza, Manny	1	-	-	-	1
4 Ryan, Jax	1	-	-	-	1
9 Briggs, Brody	-	1	-	-	1
46 Zavorek, Beckett	1	-	-	-	1
TEAM	33	7	1	0	41

Multiple RBI Games	2	3	4	5+	Total
18 Tobias, Jacob	3	1	1	-	5
27 Compton, Brandon	3	1	1	-	5
11 Vu, Kien	2	1	1	-	4
24 Jackson, Isaiah	4	-	-	-	4
21 Cromwick, Josiah	1	1	1	-	3
6 Contrades, Nu'u	2	1	-	-	3
46 Zavorek, Beckett	1	-	-	-	1
7 Walker, Kyle	1	-	-	-	1
5 Garza, Manny	1	-	-	-	1
4 Ryan, Jax	1	-	-	-	1
51 Hairston, Landon	1	-	-	-	1
TEAM	20	5	4	0	29

Hitting Streaks	Longest	Current
18 Tobias, Jacob	6	1
6 Contrades, Nu'u	6	-
24 Jackson, Isaiah	6	2
2 King, Matt	5	-
7 Walker, Kyle	5	5
27 Compton, Brandon	5	5
46 Zavorek, Beckett	3	-
4 Ryan, Jax	3	3
11 Vu, Kien	3	1
9 Briggs, Brody	2	-
51 Hairston, Landon	2	2
21 Cromwick, Josiah	2	-
3 Hernandez, Jonathon	1	1
5 Garza, Manny	1	1
17 McGary, Ky	1	-

Reached Base Streaks	Longest	Current
6 Contrades, Nu'u	16	16
24 Jackson, Isaiah	13	2
27 Compton, Brandon	9	5
18 Tobias, Jacob	8	4
11 Vu, Kien	7	4
2 King, Matt	7	7
7 Walker, Kyle	6	6
4 Ryan, Jax	4	4
21 Cromwick, Josiah	3	-
46 Zavorek, Beckett	3	-
51 Hairston, Landon	2	2
9 Briggs, Brody	2	-
3 Hernandez, Jonathon	1	1
17 McGary, Ky	1	-
5 Garza, Manny	1	1

2025 SUN DEVIL BASEBALL
Miscellaneous Stats for Arizona State (as of Mar 11, 2025)
(All games)

Starting Lineup By Position
(Team W-L record when starter)

PITCHER:		
10 Martinez, Jack	4	(3-1)
22 Jacobs, Ben	4	(2-2)
12 Alba, Jaden	3	(3-0)
47 Lettow, Rohan	2	(2-0)
20 Schaefer, Derek	1	(1-0)
8 Arlich, Max	1	(1-0)
28 Barrett, Easton	1	(0-1)
CATCHER:		
21 Cromwick, Josiah	8	(6-2)
9 Briggs, Brody	7	(5-2)
5 Garza, Manny	1	(1-0)
FIRST BASE:		
18 Tobias, Jacob	16	(12-4)
SECOND BASE:		
7 Walker, Kyle	12	(9-3)
46 Zavorek, Beckett	3	(3-0)
4 Ryan, Jax	1	(0-1)
THIRD BASE:		
6 Contrades, Nu'u	16	(12-4)
SHORTSTOP:		
2 King, Matt	11	(9-2)
4 Ryan, Jax	5	(3-2)
LEFT FIELD:		
27 Compton, Brandon	16	(12-4)
CENTER FIELD:		
24 Jackson, Isaiah	16	(12-4)
RIGHT FIELD:		
11 Vu, Kien	15	(11-4)
3 Hernandez, Jonathon	1	(1-0)
DESIGNATED HITTER:		
51 Hairston, Landon	6	(4-2)
3 Hernandez, Jonathon	4	(3-1)
5 Garza, Manny	3	(2-1)
21 Cromwick, Josiah	2	(2-0)
46 Zavorek, Beckett	1	(1-0)

Starting Lineup By Lineup Spot
(Team W-L record when starter)

LEADOFF:		
6 Contrades, Nu'u	12	(8-4)
11 Vu, Kien	4	(4-0)
2ND SPOT:		
11 Vu, Kien	11	(7-4)
2 King, Matt	4	(4-0)
51 Hairston, Landon	1	(1-0)
3RD SPOT:		
27 Compton, Brandon	16	(12-4)
CLEANUP:		
18 Tobias, Jacob	16	(12-4)
5TH SPOT:		
21 Cromwick, Josiah	9	(7-2)
51 Hairston, Landon	4	(2-2)
6 Contrades, Nu'u	2	(2-0)
24 Jackson, Isaiah	1	(1-0)
6TH SPOT:		
24 Jackson, Isaiah	13	(9-4)
6 Contrades, Nu'u	2	(2-0)
21 Cromwick, Josiah	1	(1-0)
7TH SPOT:		
2 King, Matt	5	(3-2)
4 Ryan, Jax	3	(2-1)
3 Hernandez, Jonathon	3	(2-1)
24 Jackson, Isaiah	2	(2-0)
5 Garza, Manny	1	(1-0)
51 Hairston, Landon	1	(1-0)
7 Walker, Kyle	1	(1-0)
8TH SPOT:		
9 Briggs, Brody	7	(5-2)
5 Garza, Manny	3	(2-1)
2 King, Matt	2	(2-0)
4 Ryan, Jax	2	(1-1)
3 Hernandez, Jonathon	2	(2-0)
9TH SPOT:		
7 Walker, Kyle	11	(8-3)
46 Zavorek, Beckett	4	(4-0)
4 Ryan, Jax	1	(0-1)

STARTERS SUMMARY

[illegible]

2025 SUN DEVIL BASEBALL
Statistics By Position for Arizona State (as of Mar 11, 2025)
(All games Sorted by Batting avg)

Record: 12-4 Home: 11-3 Away: 1-1 Big 12: 0-0

Player	avg	gp	ab	r	h	2b	3b	hr	rbi	tb	slg%	bb	hp	so	ob%	sf	sh	sb-att	po	a	e	fld%
c -Garza, Manny - ASU	.667	1	3	0	2	0	0	0	0	2	.667	0	0	0	.667	0	0	0-0	10	1	0	1.00
c -Cromwick, Josiah - ASU	.281	9	32	8	9	4	0	5	11	28	.875	3	3	11	.395	0	0	2-2	95	4	2	.980
c -Briggs, Brody - ASU	.250	8	24	3	6	1	0	0	0	7	.292	0	1	5	.280	0	0	0-0	64	9	1	.986
1b-Tobias, Jacob - ASU	.283	16	60	10	17	4	0	4	19	33	.550	7	3	13	.370	3	0	1-1	105	14	1	.992
2b-Ryan, Jax - ASU	.333	1	3	0	1	1	0	0	1	2	.667	0	0	1	.333	0	0	0-0	1	1	0	1.00
2b-Zavorek, Beckett - ASU	.286	3	7	1	2	0	0	0	1	2	.286	0	0	0	.286	0	0	0-0	1	4	0	1.00
2b-Walker, Kyle - ASU	.237	14	38	13	9	1	0	0	4	10	.263	4	6	3	.373	3	1	6-6	21	26	1	.979
3b-Contrades, Nu'u - ASU	.250	16	56	17	14	2	0	3	11	25	.446	15	2	11	.425	0	0	6-6	9	28	1	.974
3b-King, Matt - ASU	.000	1	0	0	0	0	0	0	0	0	.000	1	0	0	1.00	0	0	0-0	1	0	0	1.00
ss-Ryan, Jax - ASU	.333	7	18	4	6	1	0	0	3	7	.389	3	0	4	.429	0	0	2-2	1	16	1	.944
ss-King, Matt - ASU	.316	11	38	7	12	5	0	0	3	17	.447	4	5	2	.447	0	0	2-2	15	22	0	1.00
of-McGary, Ky - ASU	1.00	1	1	0	1	0	0	0	0	1	1.00	0	0	0	1.00	0	0	0-0	0	0	0	.000
of-Vu, Kien - ASU	.339	16	59	19	20	6	0	6	16	44	.746	9	3	15	.444	1	0	9-12	29	0	0	1.00
of-Compton, Brandon - AS	.315	16	54	17	17	7	0	3	16	33	.611	19	0	14	.480	2	0	4-4	23	1	0	1.00
of-Jackson, Isaiah - ASU	.302	16	63	9	19	7	1	2	12	34	.540	4	0	10	.343	0	0	4-5	44	0	0	1.00
of-Hernandez, Jonathon - A	.000	2	3	0	0	0	0	0	0	0	.000	0	0	1	1.000	0	0	0-0	1	0	0	1.00
of-Bates, Camden - ASU	.000	1	1	0	0	0	0	0	0	0	.000	0	0	1	1.000	0	0	0-0	0	0	0	.000
dh-Zavorek, Beckett - ASU	.667	1	3	2	2	0	0	0	2	2	.667	0	1	0	.750	0	0	2-2	0	0	0	.000
dh-Hairston, Landon - ASU	.318	7	22	5	7	0	0	0	2	7	.318	6	0	4	.464	0	0	1-2	0	0	0	.000
dh-Hernandez, Jonathon -	.300	4	10	3	3	0	0	0	0	3	.300	4	0	2	.500	0	0	2-3	0	0	0	.000
dh-Garza, Manny - ASU	.083	3	12	1	1	1	0	0	2	2	.167	1	0	3	.154	0	0	0-0	0	0	0	.000
dh-Cromwick, Josiah - ASU	.000	2	7	0	0	0	0	0	1	0	.000	0	0	4	1.000	1	0	0-0	0	0	0	.000
ph-Hairston, Landon - ASU	.333	3	3	0	1	0	0	0	1	1	.333	0	0	2	.333	0	0	0-0	0	0	0	.000
ph-McGary, Ky - ASU	.000	1	1	0	0	0	0	0	0	0	.000	0	0	0	1.000	0	0	0-0	0	0	0	.000
ph-Hernandez, Jonathon -	.000	1	1	0	0	0	0	0	0	0	.000	0	0	1	1.000	0	0	0-0	0	0	0	.000
ph-Garza, Manny - ASU	.000	2	1	0	0	0	0	0	1	0	.000	0	0	0	1.000	1	0	0-0	0	0	0	.000
ph-King, Matt - ASU	.000	1	1	0	0	0	0	0	0	0	.000	0	0	0	1.000	0	0	0-0	0	0	0	.000
ph-Ryan, Jax - ASU	.000	1	0	0	0	0	0	0	0	0	.000	1	0	0	1.00	0	0	0-0	0	0	0	.000
ph-Cromwick, Josiah - ASU	.000	1	0	1	0	0	0	0	0	0	.000	1	0	0	1.00	0	0	0-0	0	0	0	.000

1b-Hairston, Landon - ASU	.000	1	0	0	0	0	0	0	0	0	.000	0	0	0	1.000	0	0	0-0	0	0	0	.000
pr-McGary, Ky - ASU	.000	4	0	2	0	0	0	0	0	0	.000	0	0	0	1.000	0	0	2-2	0	0	0	.000
pr-Ryan, Jax - ASU	.000	1	0	0	0	0	0	0	0	0	.000	0	0	0	1.000	0	0	0-0	0	0	0	.000

2025 SUN DEVIL BASEBALL
Statistics By Position for Arizona State (as of Mar 11, 2025)
(All games Sorted by Fielding pct)

Player	Ch	PO	A	E	Fld%	DPs	SBA	CSB	SBA%	PB	CI
p -Giblin, Jonah - ASU	3	2	1	0	1.000	0	1	0	1.000	0	0
p -Schaefer, Derek - ASU	3	3	0	0	1.000	0	0	0	---	0	0
p -Barnes, Bradyn - ASU	2	1	1	0	1.000	0	0	0	---	0	0
p -Lettow, Rohan - ASU	2	2	0	0	1.000	0	1	0	1.000	0	0
p -Arlich, Max - ASU	2	1	1	0	1.000	0	0	0	---	0	0
p -Buxton, Eli - ASU	2	1	1	0	1.000	0	3	0	1.000	0	0
p -Alba, Jaden - ASU	2	1	1	0	1.000	0	3	1	.750	0	0
p -Martinez, Jack - ASU	1	0	1	0	1.000	0	4	0	1.000	0	0
p -Jacobs, Ben - ASU	1	0	1	0	1.000	0	2	2	.500	0	0
p -Carlton, Cole - ASU	1	1	0	0	1.000	0	1	0	1.000	0	0
p -Fitzpatrick, Sean - ASU	1	0	1	0	1.000	0	3	0	1.000	0	0
p -Neely, Jake - ASU	0	0	0	0	.000	0	0	0	---	0	0
p -Butler, Josh - ASU	0	0	0	0	.000	0	2	0	1.000	0	0
p -Koger, Will - ASU	0	0	0	0	.000	0	1	0	1.000	0	0
p -Belardes, Alec - ASU	0	0	0	0	.000	0	0	0	---	0	0
p -Barrett, Easton - ASU	0	0	0	0	.000	0	5	0	1.000	0	0
p -Halvorson, Wyatt - ASU	0	0	0	0	.000	0	0	0	---	0	0
p -Kelly, Lucas - ASU	0	0	0	0	.000	0	0	0	---	0	0
c -Garza, Manny - ASU	11	10	1	0	1.000	0	0	0	---	0	0
c -Briggs, Brody - ASU	74	64	9	1	.986	0	12	1	.923	1	0
c -Cromwick, Josiah - ASU	101	95	4	2	.980	0	14	0	1.000	1	0
1b-Tobias, Jacob - ASU	120	105	14	1	.992	8	0	0	---	0	0
1b-Hairston, Landon - ASU	0	0	0	0	.000	0	0	0	---	0	0
2b-Zavorek, Beckett - ASU	5	1	4	0	1.000	0	0	0	---	0	0
2b-Ryan, Jax - ASU	2	1	1	0	1.000	0	0	0	---	0	0
2b-Walker, Kyle - ASU	48	21	26	1	.979	7	0	0	---	0	0
3b-King, Matt - ASU	1	1	0	0	1.000	0	0	0	---	0	0
3b-Contrades, Nu'u - ASU	38	9	28	1	.974	4	0	0	---	0	0
ss-King, Matt - ASU	37	15	22	0	1.000	4	0	0	---	0	0
ss-Ryan, Jax - ASU	18	1	16	1	.944	1	0	0	---	0	0
of-Jackson, Isaiah - ASU	44	44	0	0	1.000	0	0	0	---	0	0
of-Vu, Kien - ASU	29	29	0	0	1.000	0	0	0	---	0	0
of-Compton, Brandon - AS	24	23	1	0	1.000	0	0	0	---	0	0
of-Hernandez, Jonathon - A	1	1	0	0	1.000	0	0	0	---	0	0
of-Bates, Camden - ASU	0	0	0	0	.000	0	0	0	---	0	0
of-McGary, Ky - ASU	0	0	0	0	.000	0	0	0	---	0	0

2025 SUN DEVIL BASEBALL
Season Game Highs for Arizona State (as of Mar 11, 2025)
(All games)

TEAM GAME HIGHS

Batting

At bats:	37	-	vs Oral Roberts (Feb 21, 2025)
Runs scored:	17	-	vs Ohio State (Feb 16, 2025)
Hits:	14	-	vs UNLV (Mar 04, 2025)
RBIs:	11	-	vs Ohio State (Feb 16, 2025)
Doubles:	5	-	vs Minnesota (Mar 01, 2025)
	5	-	vs Gonzaga (Mar 07, 2025)
Triples:	1	-	vs Oral Roberts (Feb 22, 2025)
Home runs:	5	-	vs Oral Roberts (Feb 23, 2025)
Total bases:	27	-	vs Oral Roberts (Feb 23, 2025)
Walks:	14	-	vs Ohio State (Feb 16, 2025)
Strikeouts:	10	-	vs Austin Peay (Feb 17, 2025)
	10	-	vs Gonzaga (Mar 07, 2025)
Sac hits:	1	-	vs Ohio State (Feb 16, 2025)
Sac flies:	2	-	vs Oral Roberts (Feb 22, 2025)
	2	-	vs Minnesota (Feb 28, 2025)
	2	-	vs UNLV (Mar 04, 2025)
Stolen bases:	10	-	vs Oral Roberts (Feb 21, 2025)
Hit by pitch:	5	-	vs Ohio State (Feb 16, 2025)
Caught stealing:	1	-	(6 times)
Runners LOB:	14	-	vs Gonzaga (Mar 07, 2025)
Hit into DP:	5	-	vs Minnesota (Feb 28, 2025)

Fielding

Putouts:	30	-	vs Minnesota (Feb 28, 2025)
Assists:	17	-	vs Ohio State (Feb 16, 2025)
Errors:	2	-	vs Ohio State (Feb 16, 2025)
	2	-	at UCLA (Feb 25, 2025)
Passed balls:	1	-	vs Minnesota (Mar 01, 2025)
	1	-	vs Gonzaga (Mar 09, 2025)
DPs turned:	2	-	vs Ohio State (Feb 14, 2025)
	2	-	vs Gonzaga (Mar 09, 2025)

Pitching

Innings pitched:	10.0	-	vs Minnesota (Feb 28, 2025)
Runs allowed:	10	-	vs Ohio State (Feb 16, 2025)
Earned runs:	10	-	vs Ohio State (Feb 16, 2025)
Walks allowed:	7	-	vs Ohio State (Feb 16, 2025)
Strikeouts:	16	-	vs Minnesota (Mar 01, 2025)
Hits allowed:	14	-	vs Minnesota (Mar 02, 2025)
Doubles allowed:	4	-	vs Oral Roberts (Feb 23, 2025)
Triples allowed:	1	-	vs Ohio State (Feb 16, 2025)
	1	-	vs Minnesota (Feb 28, 2025)
Homers allowed:	5	-	vs Minnesota (Mar 02, 2025)
Wild pitches:	4	-	vs Ohio State (Feb 15, 2025)
Hit batters:	3	-	vs Ohio State (Feb 15, 2025)
	3	-	vs Ohio State (Feb 16, 2025)

2025 SUN DEVIL BASEBALL
Season Game Highs for Arizona State (as of Mar 11, 2025)
(All games)

INDIVIDUAL GAME HIGHS

Batting

At bats:	6	-	Tobias, Jacob vs Gonzaga (Mar 07, 2025)
Runs scored:	4	-	Compton, Brandon vs Ohio State (Feb 16, 2025)
	4	-	Contrades, Nu'u vs Oral Roberts (Feb 22, 2025)
Hits:	4	-	Tobias, Jacob at UCLA (Feb 25, 2025)
RBI's:	4	-	(4 times)
Doubles:	2	-	King, Matt vs Minnesota (Feb 28, 2025)
	2	-	King, Matt vs Minnesota (Mar 01, 2025)
Triples:	1	-	Jackson, Isaiah vs Oral Roberts (Feb 22, 2025)
Home runs:	2	-	Contrades, Nu'u vs Oral Roberts (Feb 23, 2025)
	2	-	Vu, Kien vs UNLV (Mar 04, 2025)
Total bases:	10	-	Vu, Kien vs UNLV (Mar 04, 2025)
Walks:	4	-	Compton, Brandon vs Oral Roberts (Feb 23, 2025)
Strikeouts:	3	-	(5 times)
Sac hits:	1	-	Walker, Kyle vs Ohio State (Feb 16, 2025)
Sac flies:	2	-	Walker, Kyle vs Minnesota (Feb 28, 2025)
Stolen bases:	3	-	Vu, Kien vs Oral Roberts (Feb 21, 2025)
Hit by pitch:	2	-	Contrades, Nu'u vs Ohio State (Feb 16, 2025)
	2	-	Walker, Kyle vs Gonzaga (Mar 07, 2025)
	2	-	King, Matt vs Gonzaga (Mar 08, 2025)
Caught stealing:	1	-	(6 times)
Runners LOB:	5	-	Walker, Kyle vs Ohio State (Feb 16, 2025)

Fielding

Putouts:	15	-	Cromwick, Josiah vs Minnesota (Mar 01, 2025)
Assists:	7	-	Ryan, Jax vs Ohio State (Feb 16, 2025)
Errors:	1	-	(7 times)
Passed balls:	1	-	Cromwick, Josiah vs Minnesota (Mar 01, 2025)
	1	-	Briggs, Brody vs Gonzaga (Mar 09, 2025)

Pitching

Innings pitched:	7.0	-	Martinez, Jack vs Gonzaga (Mar 08, 2025)
Runs allowed:	5	-	Martinez, Jack vs Oral Roberts (Feb 22, 2025)
Earned runs:	5	-	Martinez, Jack vs Oral Roberts (Feb 22, 2025)
Walks allowed:	4	-	Martinez, Jack vs Oral Roberts (Feb 22, 2025)
Strikeouts:	11	-	Jacobs, Ben vs Oral Roberts (Feb 21, 2025)
	11	-	Martinez, Jack vs Minnesota (Mar 01, 2025)
Hits allowed:	6	-	Martinez, Jack vs Ohio State (Feb 15, 2025)
	6	-	Alba, Jaden vs Oral Roberts (Feb 23, 2025)
Doubles allowed:	4	-	Alba, Jaden vs Oral Roberts (Feb 23, 2025)
Triples allowed:	1	-	Alba, Jaden vs Ohio State (Feb 16, 2025)
	1	-	Kelly, Lucas vs Minnesota (Feb 28, 2025)
Homers allowed:	3	-	Jacobs, Ben vs Oral Roberts (Feb 21, 2025)
	3	-	Lettow, Rohan vs Minnesota (Mar 02, 2025)
Wild pitches:	2	-	Barnes, Bradyn vs Ohio State (Feb 16, 2025)
Hit batters:	2	-	Alba, Jaden vs Ohio State (Feb 16, 2025)

2025 SUN DEVIL BASEBALL
 Starter Statistics for Arizona State (as of Mar 11, 2025)
 (All games Sorted by Batting avg)

Record: 12-4 Home: 11-3 Away: 1-1 Big 12: 0-0

Player	avg	gp-gs	ab	r	h	2b	3b	hr	rbi	tb	slg%	bb	hp	so	gdp	ob%	sf	sh	sb-att	po	a	e	fld%
46 Zavorek, Beckett	.400	4-4	10	3	4	0	0	0	3	4	.400	0	1	0	1	.455	0	0	2-2	1	4	0	1.000
11 Vu, Kien	.345	15-15	58	19	20	6	0	6	16	44	.759	9	3	15	1	.451	1	0	9-12	29	0	0	1.000
2 King, Matt	.316	11-11	38	7	12	5	0	0	3	17	.447	5	5	2	1	.458	0	0	2-2	16	22	0	1.000
27 Compton, Brandon	.315	16-16	54	17	17	7	0	3	16	33	.611	19	0	14	1	.480	2	0	4-4	23	1	0	1.000
24 Jackson, Isaiah	.302	16-16	63	9	19	7	1	2	12	34	.540	4	0	10	1	.343	0	0	4-5	44	0	0	1.000
4 Ryan, Jax	.300	6-6	20	4	6	2	0	0	4	8	.400	3	0	5	0	.391	0	0	2-2	2	16	1	.947
51 Hairston, Landon	.300	6-6	20	5	6	0	0	0	2	6	.300	6	0	4	1	.462	0	0	1-2	0	0	0	.000
18 Tobias, Jacob	.283	16-16	60	10	17	4	0	4	19	33	.550	7	3	13	3	.370	3	0	1-1	105	14	1	.992
6 Contrades, Nu'u	.250	16-16	56	17	14	2	0	3	11	25	.446	15	2	11	0	.425	0	0	6-6	9	28	1	.974
9 Briggs, Brody	.250	7-7	24	3	6	1	0	0	0	7	.292	0	1	5	0	.280	0	0	0-0	63	9	1	.986
21 Cromwick, Josiah	.237	10-10	38	8	9	4	0	5	12	28	.737	3	2	15	0	.318	1	0	2-2	91	4	2	.979
3 Hernandez, Jonatho	.231	5-5	13	3	3	0	0	0	0	3	.231	4	0	3	2	.412	0	0	2-3	1	0	0	1.000
7 Walker, Kyle	.222	12-12	36	13	8	1	0	0	4	9	.250	3	6	3	0	.354	3	1	5-5	20	25	0	1.000
5 Garza, Manny	.200	4-4	15	1	3	1	0	0	2	4	.267	1	0	3	0	.250	0	0	0-0	10	1	0	1.000
Totals	.285	16	505	119	144	40	1	23	104	255	.505	79	23	103	11	.399	10	1	40-46	419	128	6	.989
Opponents	.226	16	499	70	113	18	2	20	65	195	.391	56	14	167	6	.319	4	5	26-29	390	134	24	.956

(All games Sorted by Earned run avg)

Player	era	w-l	app	gs	cg	sho	sv	ip	h	r	er	bb	so	2b	3b	hr	b/avg	wp	hp	bk	sfa	sha
20 Schaefer, Derek	0.00	0-0	1	1	0	0/1	0	4.0	2	0	0	0	5	0	0	0	.143	0	0	0	0	0
8 Arlich, Max	0.00	0-0	1	1	0	0/1	0	2.0	2	0	0	2	2	1	0	0	.286	0	0	0	0	1
28 Barrett, Easton	0.00	0-1	1	1	0	0/0	0	2.0	2	4	0	2	2	0	0	1	.222	0	0	1	0	1
12 Alba, Jaden	3.00	1-0	3	3	0	0/0	0	12.0	14	4	4	5	14	6	1	0	.292	0	2	0	0	0
10 Martinez, Jack	3.38	2-0	4	4	0	0/0	0	24.0	16	10	9	7	35	3	0	3	.186	1	1	0	1	1
47 Lettow, Rohan	4.05	0-0	2	2	0	0/0	0	6.2	6	3	3	4	3	0	0	1	.273	0	1	0	1	1
22 Jacobs, Ben	4.71	1-0	4	4	0	0/0	0	21.0	15	11	11	5	26	3	0	5	.203	0	0	0	1	1
Totals	3.39	4-1	16	16	0	2/2	0	71.2	57	32	27	25	87	13	1	10	.219	1	4	1	3	5
Opponents	7.53	0-8	16	16	0	0/0	0	63.1	73	64	53	38	46	21	1	14	.293	1	9	0	6	0

2025 SUN DEVIL BASEBALL
 Starter Statistics for Arizona State (as of Mar 11, 2025)
 (All games Sorted by Fielding pct)

Player	c	po	a	e	fld%	dp	sba	csb	sba%	pb	ci
7 Walker, Kyle	45	20	25	0	1.000	7	0	0	---	0	0
24 Jackson, Isaiah	44	44	0	0	1.000	0	0	0	---	0	0
2 King, Matt	38	16	22	0	1.000	4	0	0	---	0	0
11 Vu, Kien	29	29	0	0	1.000	0	0	0	---	0	0
27 Compton, Brandon	24	23	1	0	1.000	0	0	0	---	0	0
5 Garza, Manny	11	10	1	0	1.000	0	0	0	---	0	0
46 Zavorek, Beckett	5	1	4	0	1.000	0	0	0	---	0	0
47 Lettow, Rohan	2	2	0	0	1.000	0	1	0	1.000	0	0
8 Arlich, Max	2	1	1	0	1.000	0	0	0	---	0	0
12 Alba, Jaden	2	1	1	0	1.000	0	3	1	.750	0	0
3 Hernandez, Jonatho	1	1	0	0	1.000	0	0	0	---	0	0
22 Jacobs, Ben	1	0	1	0	1.000	0	2	2	.500	0	0
10 Martinez, Jack	1	0	1	0	1.000	0	4	0	1.000	0	0
20 Schaefer, Derek	1	1	0	0	1.000	0	0	0	---	0	0
18 Tobias, Jacob	120	105	14	1	.992	8	0	0	---	0	0
9 Briggs, Brody	73	63	9	1	.986	0	12	1	.923	1	0
21 Cromwick, Josiah	97	91	4	2	.979	0	14	0	1.000	1	0
6 Contrades, Nu'u	38	9	28	1	.974	4	0	0	---	0	0
4 Ryan, Jax	19	2	16	1	.947	1	0	0	---	0	0
50 Buxton, Eli	0	0	0	0	.000	0	0	0	---	0	0
16 Halvorson, Wyatt	0	0	0	0	.000	0	0	0	---	0	0
15 Kelly, Lucas	0	0	0	0	.000	0	0	0	---	0	0
32 Butler, Josh	0	0	0	0	.000	0	0	0	---	0	0
36 Neely, Jake	0	0	0	0	.000	0	0	0	---	0	0
25 Barnes, Bradyn	0	0	0	0	.000	0	0	0	---	0	0
26 Bates, Camden	0	0	0	0	.000	0	0	0	---	0	0
51 Hairston, Landon	0	0	0	0	.000	0	0	0	---	0	0
28 Barrett, Easton	0	0	0	0	.000	0	3	0	1.000	0	0
40 Giblin, Jonah	0	0	0	0	.000	0	0	0	---	0	0
14 Carlon, Cole	0	0	0	0	.000	0	0	0	---	0	0
29 Belardes, Alec	0	0	0	0	.000	0	0	0	---	0	0
38 Fitzpatrick, Sean	0	0	0	0	.000	0	0	0	---	0	0
17 McGary, Ky	0	0	0	0	.000	0	0	0	---	0	0
31 Koger, Will	0	0	0	0	.000	0	0	0	---	0	0
Totals	553	419	128	6	.989	7	26	3	.897	2	0
Opponents	548	390	134	24	.956	16	40	6	.870	3	0

2025 SUN DEVIL BASEBALL
Non-Starter Statistics for Arizona State (as of Mar 11, 2025)
(All games Sorted by Batting avg)

Record: 12-4 Home: 11-3 Away: 1-1 Big 12: 0-0

Player	avg	gp-gs	ab	r	h	2b	3b	hr	rbi	tb	slg%	bb	hp	so	gdp	ob%	sf	sh	sb-att	po	a	e	fld%
4 Ryan, Jax	1.000	3-0	1	0	1	0	0	0	0	1	1.000	1	0	0	0	1.000	0	0	0-0	0	1	0	1.000
7 Walker, Kyle	.500	2-0	2	0	1	0	0	0	0	1	.500	1	0	0	0	.667	0	0	1-1	1	1	1	.667
17 McGary, Ky	.500	5-0	2	2	1	0	0	0	0	1	.500	0	0	0	0	.500	0	0	2-2	0	0	0	.000
51 Hairston, Landon	.400	4-0	5	0	2	0	0	0	1	2	.400	0	0	2	0	.400	0	0	0-0	0	0	0	.000
11 Vu, Kien	.000	1-0	1	0	0	0	0	0	0	0	.000	0	0	0	0	.000	0	0	0-0	0	0	0	.000
2 King, Matt	.000	1-0	1	0	0	0	0	0	0	0	.000	0	0	0	0	.000	0	0	0-0	0	0	0	.000
26 Bates, Camden	.000	1-0	1	0	0	0	0	0	0	0	.000	0	0	1	0	.000	0	0	0-0	0	0	0	.000
3 Hernandez, Jonatho	.000	1-0	1	0	0	0	0	0	0	0	.000	0	0	1	0	.000	0	0	0-0	0	0	0	.000
21 Cromwick, Josiah	.000	1-0	1	1	0	0	0	0	0	0	.000	1	1	0	0	.667	0	0	0-0	4	0	0	1.000
5 Garza, Manny	.000	2-0	1	0	0	0	0	0	1	0	.000	0	0	0	0	.000	1	0	0-0	0	0	0	.000

9 Briggs, Brody	.000	1-0	0	0	0	0	0	0	0	0	.000	0	0	0	0	.000	0	0	0-0	1	0	0	1.000
Totals	.313	16	16	3	5	0	0	0	2	5	.313	3	1	4	0	.429	1	0	3-3	13	6	1	.950
Opponents	.212	16	33	6	7	3	0	2	7	16	.485	4	1	10	2	.316	0	0	0-0	14	11	2	.926

(All games Sorted by Earned run avg)

Player	era	w-l	app	gs	cg	sho	sv	ip	h	r	er	bb	so	2b	3b	hr	b/avg	wp	hp	bk	sfa	sha
15 Kelly, Lucas	0.00	2-0	7	0	0	0/2	0	8.0	6	0	0	4	9	1	1	0	.207	1	1	0	0	0
20 Schaefer, Derek	0.00	0-0	5	0	0	0/1	2	4.1	1	0	0	1	5	0	0	0	.071	0	0	0	0	0
16 Halvorson, Wyatt	0.00	1-0	2	0	0	0/0	0	3.0	0	0	0	1	5	0	0	0	.000	0	0	0	0	0
29 Belardes, Alec	0.00	0-0	1	0	0	0/0	0	0.1	0	0	0	1	0	0	0	0	.000	1	1	0	0	0
40 Giblin, Jonah	2.84	2-1	6	0	0	0/1	0	12.2	7	4	4	4	15	1	0	2	.159	2	1	0	0	0
32 Butler, Josh	2.89	1-0	5	0	0	0/0	1	9.1	10	3	3	1	13	1	0	0	.270	0	2	0	0	0
14 Carlon, Cole	2.92	1-0	7	0	0	0/2	0	12.1	8	4	4	6	19	1	0	0	.182	2	3	0	0	0
28 Barrett, Easton	3.00	1-0	2	0	0	0/0	0	3.0	1	1	1	1	2	0	0	0	.100	0	1	0	0	0
50 Buxton, Eli	6.75	0-1	5	0	0	0/0	0	4.0	2	3	3	3	6	1	0	1	.143	1	0	0	0	0
31 Koger, Will	8.44	0-1	6	0	0	0/1	2	5.1	7	5	5	7	4	1	0	0	.318	1	1	0	0	0
38 Fitzpatrick, Sean	18.00	0-0	8	0	0	0/1	1	5.0	10	10	10	2	7	1	0	3	.435	1	0	0	1	0
36 Neely, Jake	20.25	0-0	2	0	0	0/0	0	1.1	2	3	3	3	1	1	0	0	.333	0	0	0	0	0
47 Lettow, Rohan	27.00	0-0	2	0	0	0/0	0	2.1	6	7	7	0	3	0	0	4	.462	0	1	0	0	0
25 Barnes, Bradyn	27.00	0-0	2	0	0	0/0	0	1.1	3	4	4	1	1	0	0	2	.500	2	0	0	0	0
Totals	5.47	8-3	16	0	0	2/2	6	72.1	63	44	44	35	90	8	1	12	.232	11	11	0	1	0
Opponents	6.69	4-4	16	0	0	0/0	1	71.1	76	58	53	44	61	19	0	9	.279	12	15	2	5	1

2025 SUN DEVIL BASEBALL
Non-Starter Statistics for Arizona State (as of Mar 11, 2025)
(All games Sorted by Fielding pct)

Player	c	po	a	e	fld%	dp	sba	csb	sba%	pb	ci
21 Cromwick, Josiah	4	4	0	0	1.000	0	0	0	---	0	0
40 Giblin, Jonah	3	2	1	0	1.000	0	1	0	1.000	0	0
25 Barnes, Bradyn	2	1	1	0	1.000	0	0	0	---	0	0
20 Schaefer, Derek	2	2	0	0	1.000	0	0	0	---	0	0
50 Buxton, Eli	2	1	1	0	1.000	0	3	0	1.000	0	0
38 Fitzpatrick, Sean	1	0	1	0	1.000	0	3	0	1.000	0	0
9 Briggs, Brody	1	1	0	0	1.000	0	0	0	---	0	0
14 Carlon, Cole	1	1	0	0	1.000	0	1	0	1.000	0	0
4 Ryan, Jax	1	0	1	0	1.000	0	0	0	---	0	0
7 Walker, Kyle	3	1	1	1	.667	0	0	0	---	0	0
18 Tobias, Jacob	0	0	0	0	.000	0	0	0	---	0	0
24 Jackson, Isaiah	0	0	0	0	.000	0	0	0	---	0	0
12 Alba, Jaden	0	0	0	0	.000	0	0	0	---	0	0
6 Contrades, Nu'u	0	0	0	0	.000	0	0	0	---	0	0
22 Jacobs, Ben	0	0	0	0	.000	0	0	0	---	0	0
8 Arlich, Max	0	0	0	0	.000	0	0	0	---	0	0
51 Hairston, Landon	0	0	0	0	.000	0	0	0	---	0	0
17 McGary, Ky	0	0	0	0	.000	0	0	0	---	0	0
32 Butler, Josh	0	0	0	0	.000	0	2	0	1.000	0	0
28 Barrett, Easton	0	0	0	0	.000	0	2	0	1.000	0	0
31 Koger, Will	0	0	0	0	.000	0	1	0	1.000	0	0
36 Neely, Jake	0	0	0	0	.000	0	0	0	---	0	0
47 Lettow, Rohan	0	0	0	0	.000	0	0	0	---	0	0
46 Zavorek, Beckett	0	0	0	0	.000	0	0	0	---	0	0
27 Compton, Brandon	0	0	0	0	.000	0	0	0	---	0	0
10 Martinez, Jack	0	0	0	0	.000	0	0	0	---	0	0
5 Garza, Manny	0	0	0	0	.000	0	0	0	---	0	0
3 Hernandez, Jonatho	0	0	0	0	.000	0	0	0	---	0	0
26 Bates, Camden	0	0	0	0	.000	0	0	0	---	0	0
2 King, Matt	0	0	0	0	.000	0	0	0	---	0	0
11 Vu, Kien	0	0	0	0	.000	0	0	0	---	0	0
29 Belardes, Alec	0	0	0	0	.000	0	0	0	---	0	0
16 Halvorson, Wyatt	0	0	0	0	.000	0	0	0	---	0	0
15 Kelly, Lucas	0	0	0	0	.000	0	0	0	---	0	0
Totals	20	13	6	1	.950	2	0	0	---	0	0
Opponents	27	14	11	2	.926	0	3	0	1.000	0	0

Record: 12-4 Home: 11-3 Away: 1-1 Big 12: 0-0

[illegible]

(All games Sorted by Earned run avg)

[illegible]

2025 SUN DEVIL BASEBALL

Individual Season/Career Summary for Arizona State (as of Mar 11, 2025)

(All games Sorted by Fielding pct)

Player	SEASON										CAREER									
	CH	PO	A	E	Fld%	SBA	CSB	SBA%	PB	CI	Ch	PO	A	E	Fld%	SBA	CSB	SBA%	PB	CI
24 Jackson, Isaiah	44	44	0	0	1.000	0	0	---	0	0	280	270	3	7	.975	0	0	---	0	0
2 King, Matt	38	16	22	0	1.000	0	0	---	0	0	38	16	22	0	1.000	0	0	---	0	0
11 Vu, Kien	29	29	0	0	1.000	0	0	---	0	0	184	177	6	1	.995	0	0	---	0	0
27 Compton, Brandon	24	23	1	0	1.000	0	0	---	0	0	36	35	1	0	1.000	0	0	---	0	0
5 Garza, Manny	11	10	1	0	1.000	0	0	---	0	0	11	10	1	0	1.000	0	0	---	0	0
46 Zavorek, Beckett	5	1	4	0	1.000	0	0	---	0	0	5	1	4	0	1.000	0	0	---	0	0
20 Schaefer, Derek	3	3	0	0	1.000	0	0	---	0	0	3	3	0	0	1.000	0	0	---	0	0
40 Giblin, Jonah	3	2	1	0	1.000	1	0	1.000	0	0	14	6	6	2	.857	10	5	.667	0	0
12 Alba, Jaden	2	1	1	0	1.000	3	1	.750	0	0	2	1	1	0	1.000	4	1	.800	0	0
8 Arlich, Max	2	1	1	0	1.000	0	0	---	0	0	2	1	1	0	1.000	0	0	---	0	0
50 Buxton, Eli	2	1	1	0	1.000	3	0	1.000	0	0	2	1	1	0	1.000	3	0	1.000	0	0
47 Lettow, Rohan	2	2	0	0	1.000	1	0	1.000	0	0	2	2	0	0	1.000	1	0	1.000	0	0
25 Barnes, Bradyn	2	1	1	0	1.000	0	0	---	0	0	3	1	2	0	1.000	4	0	1.000	0	0
3 Hernandez, Jonatho	1	1	0	0	1.000	0	0	---	0	0	1	1	0	0	1.000	0	0	---	0	0
14 Carlon, Cole	1	1	0	0	1.000	1	0	1.000	0	0	8	4	4	0	1.000	10	2	.833	0	0
38 Fitzpatrick, Sean	1	0	1	0	1.000	3	0	1.000	0	0	13	3	9	1	.923	4	2	.667	0	0
10 Martinez, Jack	1	0	1	0	1.000	4	0	1.000	0	0	1	0	1	0	1.000	4	0	1.000	0	0
22 Jacobs, Ben	1	0	1	0	1.000	2	2	.500	0	0	9	0	7	2	.778	4	10	.286	0	0
18 Tobias, Jacob	120	105	14	1	.992	0	0	---	0	0	979	877	92	10	.990	0	0	---	0	0
9 Briggs, Brody	74	64	9	1	.986	12	1	.923	1	0	74	64	9	1	.986	12	1	.923	1	0
21 Cromwick, Josiah	101	95	4	2	.980	14	0	1.000	1	0	115	108	5	2	.983	14	1	.933	1	0
7 Walker, Kyle	48	21	26	1	.979	0	0	---	0	0	48	21	26	1	.979	0	0	---	0	0
6 Contrades, Nu'u	38	9	28	1	.974	0	0	---	0	0	172	42	118	12	.930	0	0	---	0	0
4 Ryan, Jax	20	2	17	1	.950	0	0	---	0	0	48	11	34	3	.938	0	0	---	0	0
17 McGary, Ky	0	0	0	0	.000	0	0	---	0	0	0	0	0	0	.000	0	0	---	0	0
36 Neely, Jake	0	0	0	0	.000	0	0	---	0	0	0	0	0	0	.000	0	0	---	0	0
15 Kelly, Lucas	0	0	0	0	.000	0	0	---	0	0	0	0	0	0	.000	0	0	---	0	0
31 Koger, Will	0	0	0	0	.000	1	0	1.000	0	0	0	0	0	0	.000	1	0	1.000	0	0
16 Halvorson, Wyatt	0	0	0	0	.000	0	0	---	0	0	3	1	1	1	.667	6	2	.750	0	0
29 Belardes, Alec	0	0	0	0	.000	0	0	---	0	0	0	0	0	0	.000	0	0	---	0	0
28 Barrett, Easton	0	0	0	0	.000	5	0	1.000	0	0	0	0	0	0	.000	5	0	1.000	0	0
51 Hairston, Landon	0	0	0	0	.000	0	0	---	0	0	0	0	0	0	.000	0	0	---	0	0
26 Bates, Camden	0	0	0	0	.000	0	0	---	0	0	0	0	0	0	.000	0	0	---	0	0
32 Butler, Josh	0	0	0	0	.000	2	0	1.000	0	0	1	0	1	0	1.000	2	0	1.000	0	0
Totals	573	432	134	7	.988	26	3	.897	2	0										
Opponents	575	404	145	26	.955	43	6	.878	3	0										

2025 SUN DEVIL BASEBALL

Individual Game-by-Game for Arizona State (as of Mar 11, 2025)

#12 Alba, Jaden - 3 appearances (All games)

Date	Opponent	GS	IP	H	R	ER	BB	SO	2B	3B	HR	WP	BK	HBP	IBB	Score	W-L	Sv	ERA	NP
Feb 16	OHIO STATE	*	4.0	5	2	2	2	3	2	1	0	0	0	2	0	17-10	0-0	0	4.50	77
Feb 23	ORAL ROBERTS	*	5.0	6	2	2	2	6	4	0	0	0	0	0	0	9-2	1-0	0	4.00	96
Mar 02	MINNESOTA	*	3.0	3	0	0	1	5	0	0	0	0	0	0	0	8-7	1-0	0	3.00	47
Totals		3	12.0	14	4	4	5	14	6	1	0	0	0	2	0	34-19	1-0	0	3.00	-

#8 Arlich, Max - 1 appearance (All games)

Date	Opponent	GS	IP	H	R	ER	BB	SO	2B	3B	HR	WP	BK	HBP	IBB	Score	W-L	Sv	ERA	NP
Mar 04	UNLV	*	2.0	2	0	0	2	2	1	0	0	0	0	0	0	7-0	0-0	0	0.00	51
Totals		1	2.0	2	0	0	2	2	1	0	0	0	0	0	0	7-0	0-0	0	0.00	-

#25 Barnes, Bradyn - 2 appearances (All games)

Date	Opponent	GS	IP	H	R	ER	BB	SO	2B	3B	HR	WP	BK	HBP	IBB	Score	W-L	Sv	ERA	NP
Feb 14	OHIO STATE		0.2	0	0	0	0	0	0	0	0	0	0	0	0	9-8	0-0	0	0.00	1
Feb 16	OHIO STATE		0.2	3	4	4	1	1	0	0	2	2	0	0	0	17-10	0-0	0	27.00	27
Totals		0	1.1	3	4	4	1	1	0	0	2	2	0	0	0	26-18	0-0	0	27.00	-

#28 Barrett, Easton - 3 appearances (All games)

Date	Opponent	GS	IP	H	R	ER	BB	SO	2B	3B	HR	WP	BK	HBP	IBB	Score	W-L	Sv	ERA	NP
Feb 15	OHIO STATE		0.1	0	0	0	0	0	0	0	0	0	0	0	0	7-6	0-0	0	0.00	4
Feb 25	at UCLA	*	2.0	2	4	0	2	2	0	0	1	0	1	0	0	4-8	0-1	0	0.00	52
Mar 02	MINNESOTA		2.2	1	1	1	1	2	0	0	0	0	0	1	0	8-7	1-1	0	1.80	41
Totals		1	5.0	3	5	1	3	4	0	0	1	0	1	1	0	19-21	1-1	0	1.80	-

#26 Bates, Camden - 1 game (All games)

Date	Opponent	Pos	AB	R	H	RBI	2B	3B	HR	BB	SB	CS	HBP	SAC	SF	GDP	K	PO	A	E	Avg
Mar 07	GONZAGA	of	1	0	0	0	0	0	0	0	0	0	0	0	0	0	1	0	0	0	.000
Totals		Ogs	1	0	0	0	0	0	0	0	0	0	0	0	0	0	1	0	0	0	.000

On base pct. .000 • Slugging pct. .000

#29 Belardes, Alec - 1 appearance (All games)

Date	Opponent	GS	IP	H	R	ER	BB	SO	2B	3B	HR	WP	BK	HBP	IBB	Score	W-L	Sv	ERA	NP
Feb 15	OHIO STATE		0.1	0	0	0	1	0	0	0	0	1	0	1	0	7-6	0-0	0	0.00	17
Totals		0	0.1	0	0	0	1	0	0	0	0	1	0	1	0	7-6	0-0	0	0.00	-

#9 Briggs, Brody - 8 games (All games)

Date	Opponent	Pos	AB	R	H	RBI	2B	3B	HR	BB	SB	CS	HBP	SAC	SF	GDP	K	PO	A	E	Avg
Feb 15	OHIO STATE	*c	4	1	3	0	1	0	0	0	0	0	0	0	0	0	0	10	2	1	.750
Feb 17	AUSTIN PEAY	*c	3	1	1	0	0	0	0	0	0	0	0	0	0	0	0	7	0	0	.571
Feb 22	ORAL ROBERTS	*c	4	0	0	0	0	0	0	0	0	0	0	0	0	0	0	11	0	0	.364
Feb 25	at UCLA	*c	4	0	1	0	0	0	0	0	0	0	0	0	0	0	3	8	4	0	.333
Feb 26	at UCLA	c	0	0	0	0	0	0	0	0	0	0	0	0	0	0	0	1	0	0	.333
Feb 28	MINNESOTA	*c	2	0	0	0	0	0	0	0	0	0	0	0	0	0	1	3	3	0	.294
Mar 04	UNLV	*c	3	1	1	0	0	0	0	0	0	0	1	0	0	0	0	13	0	0	.300
Mar 09	GONZAGA	*c	4	0	0	0	0	0	0	0	0	0	0	0	0	0	1	11	0	0	.250
Totals		7gs	24	3	6	0	1	0	0	0	0	0	1	0	0	0	5	64	9	1	.250

On base pct. .280 • Slugging pct. .292

2025 SUN DEVIL BASEBALL

Individual Game-by-Game for Arizona State (as of Mar 11, 2025)

#32 Butler, Josh - 5 appearances (All games)

Date	Opponent	GS	IP	H	R	ER	BB	SO	2B	3B	HR	WP	BK	HBP	IBB	Score	W-L	Sv	ERA	NP
Feb 16	OHIO STATE		2.0	3	1	1	0	3	0	0	0	0	0	1	0	17-10	1-0	0	4.50	35
Feb 22	ORAL ROBERTS		3.0	1	0	0	0	5	0	0	0	0	0	0	0	12-5	1-0	1	1.80	49
Feb 28	MINNESOTA		1.1	1	1	1	1	1	0	0	0	0	0	1	0	6-7	1-0	1	2.84	30
Mar 02	MINNESOTA		2.0	5	1	1	0	3	1	0	0	0	0	0	0	8-7	1-0	1	3.24	39
Mar 07	GONZAGA		1.0	0	0	0	0	1	0	0	0	0	0	0	0	11-1	1-0	1	2.89	13
Totals		0	9.1	10	3	3	1	13	1	0	0	0	0	2	0	54-30	1-0	1	2.89	-

#50 Buxton, Eli - 5 appearances (All games)

Date	Opponent	GS	IP	H	R	ER	BB	SO	2B	3B	HR	WP	BK	HBP	IBB	Score	W-L	Sv	ERA	NP
Feb 15	OHIO STATE		0.1	0	1	1	2	1	0	0	0	1	0	0	0	7-6	0-0	0	27.00	14
Feb 23	ORAL ROBERTS		1.0	0	0	0	0	1	0	0	0	0	0	0	0	9-2	0-0	0	6.75	12
Feb 25	at UCLA		1.0	0	0	0	0	1	0	0	0	0	0	0	0	4-8	0-0	0	3.86	13
Mar 01	MINNESOTA		0.2	2	2	2	1	2	1	0	1	0	0	0	0	4-6	0-1	0	9.00	22
Mar 09	GONZAGA		1.0	0	0	0	0	1	0	0	0	0	0	0	0	11-4	0-1	0	6.75	10
Totals		0	4.0	2	3	3	3	6	1	0	1	1	0	0	0	35-26	0-1	0	6.75	-

#14 Carlon, Cole - 7 appearances (All games)

Date	Opponent	GS	IP	H	R	ER	BB	SO	2B	3B	HR	WP	BK	HBP	IBB	Score	W-L	Sv	ERA	NP
Feb 15	OHIO STATE		1.0	2	1	1	1	0	0	0	0	1	0	1	0	7-6	0-0	0	9.00	26
Feb 17	AUSTIN PEAY		1.1	1	0	0	0	1	1	0	0	0	0	0	0	5-3	0-0	0	3.86	12
Feb 23	ORAL ROBERTS		2.0	1	0	0	0	4	0	0	0	0	0	1	0	9-2	0-0	0	2.08	28
Feb 26	at UCLA		3.0	1	0	0	1	5	0	0	0	0	0	0	0	2-0	1-0	0	1.23	47
Mar 01	MINNESOTA		1.2	1	2	2	1	2	0	0	0	0	0	1	0	4-6	1-0	0	3.00	32
Mar 04	UNLV		2.0	1	0	0	1	4	0	0	0	1	0	0	0	7-0	1-0	0	2.45	43
Mar 08	GONZAGA		1.1	1	1	1	2	3	0	0	0	0	0	0	0	3-1	1-0	0	2.92	31
Totals		0	12.1	8	4	4	6	19	1	0	0	2	0	3	0	37-18	1-0	0	2.92	-

#27 Compton, Brandon - 16 games (All games)

Date	Opponent	Pos	AB	R	H	RBI	2B	3B	HR	BB	SB	CS	HBP	SAC	SF	GDP	K	PO	A	E	Avg
Feb 14	OHIO STATE	*of	4	2	0	0	0	0	0	0	0	0	0	0	0	0	0	6	0	0	.000
Feb 15	OHIO STATE	*of	4	2	3	4	1	0	1	1	0	0	0	0	0	0	1	0	0	0	.375
Feb 16	OHIO STATE	*of	2	4	2	3	1	0	1	3	0	0	0	0	1	0	0	1	1	0	.500
Feb 17	AUSTIN PEAY	*of	3	0	1	2	0	0	0	1	0	0	0	0	0	0	1	2	0	0	.462
Feb 21	ORAL ROBERTS	*of	2	2	1	0	0	0	0	3	2	0	0	0	0	0	0	0	0	0	.467
Feb 22	ORAL ROBERTS	*of	3	0	0	1	0	0	0	1	0	0	0	0	1	0	1	2	0	0	.389
Feb 23	ORAL ROBERTS	*of	1	2	1	0	1	0	0	4	2	0	0	0	0	0	0	0	0	0	.421
Feb 25	at UCLA	*of	3	2	1	0	1	0	0	1	0	0	0	0	0	0	1	1	0	0	.409
Feb 26	at UCLA	*of	3	0	0	0	0	0	0	1	0	0	0	0	0	0	1	1	0	0	.360
Feb 28	MINNESOTA	*of	5	0	1	1	0	0	0	0	0	0	0	0	0	1	1	2	0	0	.333
Mar 01	MINNESOTA	*of	4	0	0	0	0	0	0	0	0	0	0	0	0	0	2	0	0	0	.294
Mar 02	MINNESOTA	*of	5	0	2	2	1	0	0	0	0	0	0	0	0	0	2	2	0	0	.308
Mar 04	UNLV	*of	4	1	2	1	0	0	1	1	0	0	0	0	0	0	0	0	0	0	.326
Mar 07	GONZAGA	*of	2	1	1	0	1	0	0	3	0	0	0	0	0	0	1	3	0	0	.333
Mar 08	GONZAGA	*of	4	0	1	2	0	0	0	0	0	0	0	0	0	0	2	1	0	0	.327
Mar 09	GONZAGA	*of	5	1	1	0	1	0	0	0	0	0	0	0	0	0	1	2	0	0	.315
Totals			16gs	54	17	17	16	7	0	3	19	4	0	0	2	1	14	23	1	0	.315

On base pct. .480 • Slugging pct. .611

2025 SUN DEVIL BASEBALL
Individual Game-by-Game for Arizona State (as of Mar 11, 2025)

#6 Contrades, Nu'u - 16 games (All games)

Date	Opponent	Pos	AB	R	H	RBI	2B	3B	HR	BB	SB	CS	HBP	SAC	SF	GDP	K	PO	A	E	Avg
Feb 14	OHIO STATE	*3b	3	2	1	0	0	0	0	1	0	0	0	0	0	0	0	0	0	0	.333
Feb 15	OHIO STATE	*3b	4	1	0	1	0	0	0	1	0	0	0	0	0	0	0	0	3	0	.143
Feb 16	OHIO STATE	*3b	3	2	1	1	0	0	0	1	0	0	2	0	0	0	0	2	3	1	.200
Feb 17	AUSTIN PEAY	*3b	3	1	0	1	0	0	0	1	0	0	0	0	0	0	0	1	3	0	.154
Feb 21	ORAL ROBERTS	*3b	3	0	0	0	0	0	0	2	0	0	0	0	0	0	2	0	1	0	.125
Feb 22	ORAL ROBERTS	*3b	5	4	3	2	1	0	1	0	1	0	0	0	0	0	0	0	1	0	.238
Feb 23	ORAL ROBERTS	*3b	5	2	2	3	0	0	2	0	0	0	0	0	0	0	1	1	2	0	.269
Feb 25	at UCLA	*3b	3	1	0	0	0	0	0	1	1	0	0	0	0	0	0	1	2	0	.241
Feb 26	at UCLA	*3b	3	0	0	0	0	0	0	1	0	0	0	0	0	0	1	1	1	0	.219
Feb 28	MINNESOTA	*3b	5	1	2	0	0	0	0	1	1	0	0	0	0	0	2	0	1	0	.243
Mar 01	MINNESOTA	*3b	4	0	1	0	0	0	0	0	0	0	0	0	0	0	1	1	5	0	.244
Mar 02	MINNESOTA	*3b	4	0	1	0	0	0	0	1	1	0	0	0	0	0	2	0	1	0	.244
Mar 04	UNLV	*3b	3	1	1	0	0	0	0	1	1	0	0	0	0	0	0	1	1	0	.250
Mar 07	GONZAGA	*3b	1	1	1	2	1	0	0	3	1	0	0	0	0	0	0	1	3	0	.265
Mar 08	GONZAGA	*3b	4	0	1	1	0	0	0	0	0	0	0	0	0	0	0	0	0	0	.264
Mar 09	GONZAGA	*3b	3	1	0	0	0	0	0	1	0	0	0	0	0	0	2	0	1	0	.250
Totals		16gs	56	17	14	11	2	0	3	15	6	0	2	0	0	0	11	9	28	1	.250

On base pct. .425 • Slugging pct. .446

#21 Cromwick, Josiah - 11 games (All games)

Date	Opponent	Pos	AB	R	H	RBI	2B	3B	HR	BB	SB	CS	HBP	SAC	SF	GDP	K	PO	A	E	Avg
Feb 14	OHIO STATE	*c	4	1	2	4	1	0	1	0	0	0	0	0	0	0	1	9	0	0	.500
Feb 15	OHIO STATE	*dh	3	0	0	1	0	0	0	0	0	0	0	0	1	0	1	0	0	0	.286
Feb 16	OHIO STATE	*c	4	2	2	3	1	0	1	1	2	0	1	0	0	0	0	8	1	1	.364
Feb 17	AUSTIN PEAY	*dh	4	0	0	0	0	0	0	0	0	0	0	0	0	0	3	0	0	0	.267
Feb 21	ORAL ROBERTS	*c	5	1	1	1	0	0	1	0	0	0	0	0	0	0	2	13	0	0	.250
Feb 23	ORAL ROBERTS	*c	5	1	2	2	1	0	1	0	0	0	0	0	0	0	2	11	1	0	.280
Feb 28	MINNESOTA	ph/c	1	1	0	0	0	0	0	1	0	0	1	0	0	0	0	4	0	0	.269
Mar 01	MINNESOTA	*c	3	0	0	0	0	0	0	0	0	0	0	0	0	0	2	15	1	1	.241
Mar 02	MINNESOTA	*c	2	2	2	1	1	0	1	1	0	0	1	0	0	0	0	13	0	0	.290
Mar 07	GONZAGA	*c	4	1	0	0	0	0	0	1	0	0	0	0	0	0	3	9	0	0	.257
Mar 08	GONZAGA	*c	4	0	0	0	0	0	0	0	0	0	0	0	0	0	1	13	1	0	.231
Totals		10gs	39	9	9	12	4	0	5	4	2	0	3	0	1	0	15	95	4	2	.231

On base pct. .340 • Slugging pct. .718

#38 Fitzpatrick, Sean - 8 appearances (All games)

Date	Opponent	GS	IP	H	R	ER	BB	SO	2B	3B	HR	WP	BK	HBP	IBB	Score	W-L	Sv	ERA	NP
Feb 14	OHIO STATE		0.1	2	3	3	1	0	0	0	0	0	0	0	0	9-8	0-0	0	81.00	15
Feb 15	OHIO STATE		0.2	0	0	0	0	0	0	0	0	0	0	0	0	7-6	0-0	0	27.00	2
Feb 21	ORAL ROBERTS		0.1	0	0	0	0	0	0	0	0	1	0	0	0	7-8	0-0	0	20.25	4
Feb 25	at UCLA		1.0	1	0	0	0	3	0	0	0	0	0	0	0	4-8	0-0	0	11.57	15
Feb 26	at UCLA		0.2	0	0	0	0	1	0	0	0	0	0	0	0	2-0	0-0	1	9.00	7
Feb 28	MINNESOTA		0.2	2	1	1	0	0	1	0	0	0	0	0	0	6-7	0-0	1	9.82	16
Mar 02	MINNESOTA		0.1	2	2	2	0	0	0	0	2	0	0	0	0	8-7	0-0	1	13.50	17
Mar 09	GONZAGA		1.0	3	4	4	1	3	0	0	1	0	0	0	0	11-4	0-0	1	18.00	28
Totals		0	5.0	10	10	10	2	7	1	0	3	1	0	0	0	54-48	0-0	1	18.00	-

#5 Garza, Manny - 6 games (All games)

Date	Opponent	Pos	AB	R	H	RBI	2B	3B	HR	BB	SB	CS	HBP	SAC	SF	GDP	K	PO	A	E	Avg
Feb 14	OHIO STATE	*dh	4	0	0	0	0	0	0	0	0	0	0	0	0	0	3	0	0	0	.000
Feb 22	ORAL ROBERTS	ph	0	0	0	1	0	0	0	0	0	0	0	0	1	0	0	0	0	0	.000
Feb 25	at UCLA	ph	1	0	0	0	0	0	0	0	0	0	0	0	0	0	0	0	0	0	.000
Feb 26	at UCLA	*c	3	0	2	0	0	0	0	0	0	0	0	0	0	0	0	10	1	0	.250
Mar 01	MINNESOTA	*dh	4	0	0	0	0	0	0	0	0	0	0	0	0	0	0	0	0	0	.167
Mar 07	GONZAGA	*dh	4	1	1	2	1	0	0	1	0	0	0	0	0	0	0	0	0	0	.188
Totals		4gs	16	1	3	3	1	0	0	1	0	0	0	0	1	0	3	10	1	0	.188

On base pct. .222 • Slugging pct. .250

2025 SUN DEVIL BASEBALL
Individual Game-by-Game for Arizona State (as of Mar 11, 2025)

#40 Giblin, Jonah - 6 appearances (All games)

Date	Opponent	GS	IP	H	R	ER	BB	SO	2B	3B	HR	WP	BK	HBP	IBB	Score	W-L	Sv	ERA	NP
Feb 14	OHIO STATE		2.0	1	1	1	2	2	0	0	0	0	0	0	0	9-8	0-0	0	4.50	32
Feb 17	AUSTIN PEAY		3.0	1	0	0	1	4	0	0	0	1	0	1	0	5-3	1-0	0	1.80	45
Feb 21	ORAL ROBERTS		1.2	3	2	2	0	1	1	0	1	0	0	0	0	7-8	1-0	0	4.05	24
Feb 25	at UCLA		2.0	0	0	0	0	2	0	0	0	0	0	0	0	4-8	1-0	0	3.12	22
Feb 28	MINNESOTA		1.0	1	1	1	0	2	0	0	1	0	0	0	0	6-7	1-1	0	3.72	13
Mar 04	UNLV		3.0	1	0	0	1	4	0	0	0	1	0	0	0	7-0	2-1	0	2.84	48
Totals		0	12.2	7	4	4	4	15	1	0	2	2	0	1	0	38-34	2-1	0	2.84	-

#51 Hairston, Landon - 10 games (All games)

Date	Opponent	Pos	AB	R	H	RBI	2B	3B	HR	BB	SB	CS	HBP	SAC	SF	GDP	K	PO	A	E	Avg
Feb 15	OHIO STATE	1b	0	0	0	0	0	0	0	0	0	0	0	0	0	0	0	0	0	0	.000
Feb 21	ORAL ROBERTS	ph/d	3	0	2	1	0	0	0	0	0	0	0	0	0	0	0	0	0	0	.667
Feb 22	ORAL ROBERTS	*dh	4	1	0	0	0	0	0	1	0	0	0	0	0	1	0	0	0	0	.286
Feb 23	ORAL ROBERTS	ph	1	0	0	0	0	0	0	0	0	0	0	0	0	0	1	0	0	0	.250
Feb 25	at UCLA	*dh	4	0	0	0	0	0	0	0	0	0	0	0	0	0	1	0	0	0	.167
Feb 26	at UCLA	*dh	2	1	1	0	0	0	0	2	0	1	0	0	0	0	0	0	0	0	.214
Feb 28	MINNESOTA	*dh	3	0	1	0	0	0	0	2	0	0	0	0	0	0	1	0	0	0	.235
Mar 01	MINNESOTA	ph	1	0	0	0	0	0	0	0	0	0	0	0	0	0	1	0	0	0	.222
Mar 04	UNLV	*dh	4	1	2	0	0	0	0	0	0	0	0	0	0	0	2	0	0	0	.273
Mar 09	GONZAGA	*dh	3	2	2	2	0	0	0	1	1	0	0	0	0	0	0	0	0	0	.320
Totals		6gs	25	5	8	3	0	0	0	6	1	1	0	0	0	1	6	0	0	0	.320

On base pct. .452 • Slugging pct. .320

#16 Halvorson, Wyatt - 2 appearances (All games)

Date	Opponent	GS	IP	H	R	ER	BB	SO	2B	3B	HR	WP	BK	HBP	IBB	Score	W-L	Sv	ERA	NP
Feb 15	OHIO STATE		1.0	0	0	0	0	2	0	0	0	0	0	0	0	7-6	1-0	0	0.00	9
Mar 09	GONZAGA		2.0	0	0	0	1	3	0	0	0	0	0	0	0	11-4	1-0	0	0.00	36
Totals		0	3.0	0	0	0	1	5	0	0	0	0	0	0	0	18-10	1-0	0	0.00	-

#3 Hernandez, Jonathon - 6 games (All games)

Date	Opponent	Pos	AB	R	H	RBI	2B	3B	HR	BB	SB	CS	HBP	SAC	SF	GDP	K	PO	A	E	Avg
Feb 16	OHIO STATE	*dh	4	1	1	0	0	0	0	2	0	1	0	0	0	1	1	0	0	0	.250
Feb 21	ORAL ROBERTS	*dh	2	0	0	0	0	0	0	0	0	0	0	0	0	0	1	0	0	0	.167
Feb 23	ORAL ROBERTS	*dh	2	1	1	0	0	0	0	1	1	0	0	0	0	0	0	0	0	0	.250
Mar 02	MINNESOTA	*of	3	0	0	0	0	0	0	0	0	0	0	0	0	1	1	1	0	0	.182
Mar 07	GONZAGA	ph/of	1	0	0	0	0	0	0	0	0	0	0	0	0	0	1	0	0	0	.167
Mar 08	GONZAGA	*dh	2	1	1	0	0	0	0	1	1	0	0	0	0	0	0	0	0	0	.214
Totals		5gs	14	3	3	0	0	0	0	4	2	1	0	0	0	2	4	1	0	0	.214

On base pct. .389 • Slugging pct. .214

2025 SUN DEVIL BASEBALL
Individual Game-by-Game for Arizona State (as of Mar 11, 2025)

#24 Jackson, Isaiah - 16 games (All games)

Date	Opponent	Pos	AB	R	H	RBI	2B	3B	HR	BB	SB	CS	HBP	SAC	SF	GDP	K	PO	A	E	Avg
Feb 14	OHIO STATE	*of	4	0	1	0	1	0	0	0	0	0	0	0	0	0	1	4	0	0	.250
Feb 15	OHIO STATE	*of	4	0	1	1	0	0	0	0	0	0	0	0	0	0	1	4	0	0	.250
Feb 16	OHIO STATE	*of	5	0	1	2	0	0	0	1	0	0	0	0	0	0	1	3	0	0	.231
Feb 17	AUSTIN PEAY	*of	3	1	1	1	0	0	1	0	1	0	0	0	0	0	0	2	0	0	.250
Feb 21	ORAL ROBERTS	*of	5	0	2	2	0	0	0	0	2	0	0	0	0	0	2	2	0	0	.286
Feb 22	ORAL ROBERTS	*of	4	2	2	2	0	1	0	0	0	0	0	0	0	0	0	3	0	0	.320
Feb 23	ORAL ROBERTS	*of	3	0	0	0	0	0	0	1	0	0	0	0	0	0	2	3	0	0	.286
Feb 25	at UCLA	*of	3	0	0	0	0	0	0	1	0	0	0	0	0	0	0	3	0	0	.258
Feb 26	at UCLA	*of	4	1	1	1	1	0	0	0	0	0	0	0	0	0	1	2	0	0	.257
Feb 28	MINNESOTA	*of	5	1	2	0	0	0	0	0	1	0	0	0	0	1	1	5	0	0	.275
Mar 01	MINNESOTA	*of	4	2	3	1	1	0	1	0	0	0	0	0	0	0	0	1	0	0	.318
Mar 02	MINNESOTA	*of	4	1	1	0	1	0	0	0	0	0	0	0	0	0	0	3	0	0	.312
Mar 04	UNLV	*of	4	0	1	0	1	0	0	0	0	0	0	0	0	0	0	3	0	0	.308
Mar 07	GONZAGA	*of	4	0	0	0	0	0	0	0	0	0	0	0	0	0	1	3	0	0	.286
Mar 08	GONZAGA	*of	3	0	1	0	1	0	0	1	0	1	0	0	0	0	0	0	0	0	.288
Mar 09	GONZAGA	*of	4	1	2	2	1	0	0	0	0	0	0	0	0	0	0	3	0	0	.302
Totals			16gs	63	9	19	12	7	1	2	4	4	1	0	0	1	10	44	0	0	.302

On base pct. .343 • Slugging pct. .540

#22 Jacobs, Ben - 4 appearances (All games)

Date	Opponent	GS	IP	H	R	ER	BB	SO	2B	3B	HR	WP	BK	HBP	IBB	Score	W-L	Sv	ERA	NP
Feb 14	OHIO STATE	*	4.0	5	4	4	1	5	2	0	1	0	0	0	0	9-8	0-0	0	9.00	87
Feb 21	ORAL ROBERTS	*	5.0	4	3	3	1	11	0	0	3	0	0	0	0	7-8	0-0	0	7.00	82
Feb 28	MINNESOTA	*	6.0	5	4	4	3	4	1	0	1	0	0	0	0	6-7	0-0	0	6.60	97
Mar 07	GONZAGA	*	6.0	1	0	0	0	6	0	0	0	0	0	0	0	11-1	1-0	0	4.71	91
Totals		4	21.0	15	11	11	5	26	3	0	5	0	0	0	0	33-24	1-0	0	4.71	-

#15 Kelly, Lucas - 7 appearances (All games)

Date	Opponent	GS	IP	H	R	ER	BB	SO	2B	3B	HR	WP	BK	HBP	IBB	Score	W-L	Sv	ERA	NP
Feb 14	OHIO STATE		1.0	2	0	0	0	1	1	0	0	0	0	1	0	9-8	1-0	0	0.00	24
Feb 16	OHIO STATE		1.0	0	0	0	2	1	0	0	0	0	0	0	0	17-10	1-0	0	0.00	27
Feb 21	ORAL ROBERTS		1.0	0	0	0	0	0	0	0	0	0	0	0	0	7-8	1-0	0	0.00	12
Feb 26	at UCLA		1.0	0	0	0	0	1	0	0	0	0	0	0	0	2-0	1-0	0	0.00	12
Feb 28	MINNESOTA		1.0	1	0	0	1	1	0	1	0	0	0	0	0	6-7	1-0	0	0.00	29
Mar 04	UNLV		1.0	1	0	0	1	2	0	0	0	1	0	0	0	7-0	1-0	0	0.00	19
Mar 09	GONZAGA		2.0	2	0	0	0	3	0	0	0	0	0	0	0	11-4	2-0	0	0.00	33
Totals		0	8.0	6	0	0	4	9	1	1	0	1	0	1	0	59-37	2-0	0	0.00	-

#2 King, Matt - 12 games (All games)

Date	Opponent	Pos	AB	R	H	RBI	2B	3B	HR	BB	SB	CS	HBP	SAC	SF	GDP	K	PO	A	E	Avg
Feb 14	OHIO STATE	*ss	3	0	0	0	0	0	0	0	0	0	1	0	0	0	0	2	2	0	.000
Feb 15	OHIO STATE	*ss	4	0	1	0	0	0	0	0	0	0	0	0	0	0	0	3	1	0	.143
Feb 22	ORAL ROBERTS	*ss	4	0	2	1	1	0	0	0	0	0	0	0	0	0	0	0	2	0	.273
Feb 23	ORAL ROBERTS	*ss	2	0	0	0	0	0	0	2	0	0	0	0	0	0	0	0	3	0	.231
Feb 25	at UCLA	ph	1	0	0	0	0	0	0	0	0	0	0	0	0	0	0	0	0	0	.214
Feb 26	at UCLA	*ss	3	0	0	0	0	0	0	0	0	0	1	0	0	0	0	0	1	0	.176
Feb 28	MINNESOTA	*ss	4	1	3	1	2	0	0	0	1	0	0	0	0	1	0	4	1	0	.286
Mar 01	MINNESOTA	*ss	4	1	2	0	2	0	0	0	0	0	0	0	0	0	0	2	1	0	.320
Mar 02	MINNESOTA	*ss	4	2	1	0	0	0	0	1	1	0	0	0	0	0	0	1	4	0	.310
Mar 04	UNLV	*ss	5	0	1	1	0	0	0	0	0	0	0	0	0	0	0	1	2	0	.294
Mar 07	GONZAGA	*ss/3b	3	2	2	0	0	0	0	2	0	0	1	0	0	0	1	1	3	0	.324
Mar 08	GONZAGA	*ss	2	1	0	0	0	0	0	0	0	0	2	0	0	0	1	2	2	0	.308
Totals			11gs	39	7	12	3	5	0	5	2	0	5	0	0	1	2	16	22	0	.308

On base pct. .449 • Slugging pct. .436

2025 SUN DEVIL BASEBALL
Individual Game-by-Game for Arizona State (as of Mar 11, 2025)

#31 Koger, Will - 6 appearances (All games)

Date	Opponent	GS	IP	H	R	ER	BB	SO	2B	3B	HR	WP	BK	HBP	IBB	Score	W-L	Sv	ERA	NP
Feb 14	OHIO STATE		1.0	1	0	0	1	1	0	0	0	0	0	0	0	9-8	0-0	1	0.00	16
Feb 17	AUSTIN PEAY		1.0	0	0	0	2	0	0	0	0	0	0	0	0	5-3	0-0	2	0.00	24
Feb 21	ORAL ROBERTS		1.0	2	3	3	3	1	0	0	0	1	0	0	0	7-8	0-1	2	9.00	39
Feb 26	at UCLA		0.1	1	0	0	1	0	0	0	0	0	0	0	0	2-0	0-1	2	8.10	13
Mar 01	MINNESOTA		1.0	2	1	1	0	1	1	0	0	0	0	0	0	4-6	0-1	2	8.31	19
Mar 07	GONZAGA		1.0	1	1	1	0	1	0	0	0	0	0	1	0	11-1	0-1	2	8.44	17
Totals		0	5.1	7	5	5	7	4	1	0	0	1	0	1	0	38-26	0-1	2	8.44	-

#47 Lettow, Rohan - 4 appearances (All games)

Date	Opponent	GS	IP	H	R	ER	BB	SO	2B	3B	HR	WP	BK	HBP	IBB	Score	W-L	Sv	ERA	NP
Feb 17	AUSTIN PEAY	*	3.2	5	3	3	2	2	0	0	1	0	0	0	0	5-3	0-0	0	7.36	64
Feb 25	at UCLA		2.0	3	4	4	0	2	0	0	1	0	0	1	0	4-8	0-0	0	11.12	43
Mar 02	MINNESOTA		0.1	3	3	3	0	1	0	0	3	0	0	0	0	8-7	0-0	0	15.00	16
Mar 09	GONZAGA	*	3.0	1	0	0	2	1	0	0	0	0	0	1	0	11-4	0-0	0	10.00	47
Totals		2	9.0	12	10	10	4	6	0	0	5	0	0	2	0	28-22	0-0	0	10.00	-

#10 Martinez, Jack - 4 appearances (All games)

Date	Opponent	GS	IP	H	R	ER	BB	SO	2B	3B	HR	WP	BK	HBP	IBB	Score	W-L	Sv	ERA	NP
Feb 15	OHIO STATE	*	5.1	6	4	3	0	8	2	0	1	1	0	1	0	7-6	0-0	0	5.06	89
Feb 22	ORAL ROBERTS	*	6.0	5	5	5	4	6	1	0	1	0	0	0	0	12-5	1-0	0	6.35	93
Mar 01	MINNESOTA	*	5.2	4	1	1	1	11	0	0	1	0	0	0	0	4-6	1-0	0	4.76	98
Mar 08	GONZAGA	*	7.0	1	0	0	2	10	0	0	0	0	0	0	0	3-1	2-0	0	3.38	110
Totals		4	24.0	16	10	9	7	35	3	0	3	1	0	1	0	26-18	2-0	0	3.38	-

#17 McGary, Ky - 5 games (All games)

Date	Opponent	Pos	AB	R	H	RBI	2B	3B	HR	BB	SB	CS	HBP	SAC	SF	GDP	K	PO	A	E	Avg
Feb 15	OHIO STATE	pr	0	0	0	0	0	0	0	0	0	0	0	0	0	0	0	0	0	0	.000
Feb 21	ORAL ROBERTS	pr	0	0	0	0	0	0	0	0	1	0	0	0	0	0	0	0	0	0	.000
Feb 28	MINNESOTA	pr	0	1	0	0	0	0	0	0	1	0	0	0	0	0	0	0	0	0	.000
Mar 07	GONZAGA	pr/of	1	1	1	0	0	0	0	0	0	0	0	0	0	0	0	0	0	0	1.000
Mar 09	GONZAGA	ph	1	0	0	0	0	0	0	0	0	0	0	0	0	0	0	0	0	0	.500
Totals		ogs	2	2	1	0	0	0	0	0	2	0	0	0	0	0	0	0	0	0	.500

On base pct. .500 • Slugging pct. .500

#36 Neely, Jake - 2 appearances (All games)

Date	Opponent	GS	IP	H	R	ER	BB	SO	2B	3B	HR	WP	BK	HBP	IBB	Score	W-L	Sv	ERA	NP
Feb 16	OHIO STATE		0.1	1	3	3	2	0	0	0	0	0	0	0	0	17-10	0-0	0	81.00	18
Mar 07	GONZAGA		1.0	1	0	0	1	1	1	0	0	0	0	0	0	11-1	0-0	0	20.25	17
Totals		0	1.1	2	3	3	3	1	1	0	0	0	0	0	0	28-11	0-0	0	20.25	-

2025 SUN DEVIL BASEBALL
Individual Game-by-Game for Arizona State (as of Mar 11, 2025)

#4 Ryan, Jax - 9 games (All games)

Date	Opponent	Pos	AB	R	H	RBI	2B	3B	HR	BB	SB	CS	HBP	SAC	SF	GDP	K	PO	A	E	Avg
Feb 15	OHIO STATE	pr	0	0	0	0	0	0	0	0	0	0	0	0	0	0	0	0	0	0	.000
Feb 16	OHIO STATE	*ss	3	3	1	1	0	0	0	2	1	0	0	0	0	0	0	0	7	0	.333
Feb 17	AUSTIN PEAY	*ss	3	1	1	0	0	0	0	0	0	0	0	0	0	0	1	0	1	0	.333
Feb 21	ORAL ROBERTS	*ss	4	0	1	0	0	0	0	1	0	0	0	0	0	0	0	1	3	0	.300
Feb 25	at UCLA	*ss	3	0	0	0	0	0	0	0	0	0	0	0	0	0	2	0	1	1	.231
Feb 28	MINNESOTA	ss	1	0	1	0	0	0	0	0	0	0	0	0	0	0	0	0	1	0	.286
Mar 01	MINNESOTA	*2b	3	0	1	1	1	0	0	0	0	0	0	0	0	0	1	1	1	0	.294
Mar 07	GONZAGA	ph/ss	0	0	0	0	0	0	0	1	0	0	0	0	0	0	0	0	0	0	.294
Mar 09	GONZAGA	*ss	4	0	2	2	1	0	0	0	1	0	0	0	0	0	1	0	3	0	.333
Totals		6gs	21	4	7	4	2	0	0	4	2	0	0	0	0	0	5	2	17	1	.333

On base pct. .440 • Slugging pct. .429

#20 Schaefer, Derek - 6 appearances (All games)

Date	Opponent	GS	IP	H	R	ER	BB	SO	2B	3B	HR	WP	BK	HBP	IBB	Score	W-L	Sv	ERA	NP
Feb 16	OHIO STATE		1.0	0	0	0	0	0	0	0	0	0	0	0	0	17-10	0-0	0	0.00	12
Feb 23	ORAL ROBERTS		1.0	1	0	0	1	1	0	0	0	0	0	0	0	9-2	0-0	0	0.00	26
Feb 26	at UCLA	*	4.0	2	0	0	0	5	0	0	0	0	0	0	0	2-0	0-0	0	0.00	53
Mar 02	MINNESOTA		0.2	0	0	0	0	2	0	0	0	0	0	0	0	8-7	0-0	1	0.00	11
Mar 04	UNLV		1.0	0	0	0	0	1	0	0	0	0	0	0	0	7-0	0-0	1	0.00	6
Mar 08	GONZAGA		0.2	0	0	0	0	1	0	0	0	0	0	0	0	3-1	0-0	2	0.00	7
Totals		1	8.1	3	0	0	1	10	0	0	0	0	0	0	0	46-20	0-0	2	0.00	-

#18 Tobias, Jacob - 16 games (All games)

Date	Opponent	Pos	AB	R	H	RBI	2B	3B	HR	BB	SB	CS	HBP	SAC	SF	GDP	K	PO	A	E	Avg
Feb 14	OHIO STATE	*1b	3	2	1	3	0	0	1	1	0	0	0	0	0	0	1	1	1	0	.333
Feb 15	OHIO STATE	*1b	3	0	0	0	0	0	0	0	0	0	1	0	0	0	0	7	0	0	.167
Feb 16	OHIO STATE	*1b	4	1	1	1	0	0	0	2	0	0	0	0	0	0	1	7	2	0	.200
Feb 17	AUSTIN PEAY	*1b	4	0	1	0	0	0	0	0	0	0	0	0	0	0	2	6	3	0	.214
Feb 21	ORAL ROBERTS	*1b	4	1	1	1	1	0	0	0	0	0	1	0	0	0	1	8	1	0	.222
Feb 22	ORAL ROBERTS	*1b	3	1	1	1	0	0	0	1	1	0	1	0	0	0	1	9	0	0	.238
Feb 23	ORAL ROBERTS	*1b	5	1	1	2	0	0	1	0	0	0	0	0	0	0	0	7	0	0	.231
Feb 25	at UCLA	*1b	4	1	4	4	1	0	1	0	0	0	0	0	0	0	0	8	1	1	.333
Feb 26	at UCLA	*1b	4	0	0	0	0	0	0	0	0	0	0	0	0	0	1	7	1	0	.294
Feb 28	MINNESOTA	*1b	3	0	0	0	0	0	0	2	0	0	0	0	0	1	1	6	1	0	.270
Mar 01	MINNESOTA	*1b	4	1	1	1	0	0	1	0	0	0	0	0	0	0	1	7	0	0	.268
Mar 02	MINNESOTA	*1b	3	0	0	1	0	0	0	0	0	0	0	0	1	0	1	6	1	0	.250
Mar 04	UNLV	*1b	3	0	2	1	1	0	0	0	0	0	0	0	1	1	0	3	3	0	.277
Mar 07	GONZAGA	*1b	6	1	2	2	1	0	0	0	0	0	0	0	0	0	1	8	0	0	.283
Mar 08	GONZAGA	*1b	3	0	0	0	0	0	0	1	0	0	0	0	0	0	2	8	0	0	.268
Mar 09	GONZAGA	*1b	4	1	2	2	0	0	0	0	0	0	0	0	1	1	0	7	0	0	.283
Totals		16gs	60	10	17	19	4	0	4	7	1	0	3	0	3	3	13	105	14	1	.283

On base pct. .370 • Slugging pct. .550

2025 SUN DEVIL BASEBALL
Individual Game-by-Game for Arizona State (as of Mar 11, 2025)

#11 Vu, Kien - 16 games (All games)

Date	Opponent	Pos	AB	R	H	RBI	2B	3B	HR	BB	SB	CS	HBP	SAC	SF	GDP	K	PO	A	E	Avg
Feb 14	OHIO STATE	*of	4	1	2	1	0	0	0	0	1	0	0	0	0	0	0	2	0	0	.500
Feb 15	OHIO STATE	*of	3	2	2	0	0	0	0	1	1	1	1	0	0	0	1	1	0	0	.571
Feb 16	OHIO STATE	*of	3	3	0	0	0	0	0	2	2	0	1	0	0	0	1	1	0	0	.400
Feb 17	AUSTIN PEAY	*of	3	0	0	1	0	0	0	0	0	1	1	0	0	0	3	4	0	0	.308
Feb 21	ORAL ROBERTS	*of	4	2	1	1	0	0	0	1	3	0	0	0	0	0	0	2	0	0	.294
Feb 22	ORAL ROBERTS	*of	5	3	3	2	1	0	1	0	1	0	0	0	0	0	1	2	0	0	.364
Feb 23	ORAL ROBERTS	*of	5	1	2	1	1	0	1	0	0	0	0	0	0	1	1	2	0	0	.370
Feb 25	at UCLA	*of	4	0	0	0	0	0	0	0	0	0	0	0	0	0	2	1	0	0	.323
Feb 26	at UCLA	*of	4	0	0	0	0	0	0	0	0	0	0	0	0	0	2	4	0	0	.286
Feb 28	MINNESOTA	*of	5	0	2	1	0	0	0	1	0	0	0	0	0	0	1	4	0	0	.300
Mar 01	MINNESOTA	*of	4	0	1	0	1	0	0	0	0	0	0	0	0	0	1	0	0	0	.295
Mar 02	MINNESOTA	of	1	0	0	0	0	0	0	0	0	0	0	0	0	0	0	0	0	0	.289
Mar 04	UNLV	*of	4	3	3	3	1	0	2	0	0	0	0	0	1	0	1	1	0	0	.327
Mar 07	GONZAGA	*of	4	1	2	4	1	0	1	1	0	1	0	0	0	0	0	0	0	0	.340
Mar 08	GONZAGA	*of	3	0	0	0	0	0	0	1	0	0	0	0	0	0	0	3	0	0	.321
Mar 09	GONZAGA	*of	3	3	2	2	1	0	1	2	1	0	0	0	0	0	1	2	0	0	.339
Totals		15gs	59	19	20	16	6	0	6	9	9	3	3	0	1	1	15	29	0	0	.339

On base pct. .444 • Slugging pct. .746

#7 Walker, Kyle - 14 games (All games)

Date	Opponent	Pos	AB	R	H	RBI	2B	3B	HR	BB	SB	CS	HBP	SAC	SF	GDP	K	PO	A	E	Avg
Feb 14	OHIO STATE	*2b	4	1	1	0	1	0	0	0	0	0	0	0	0	0	0	2	2	0	.250
Feb 15	OHIO STATE	*2b	4	1	0	0	0	0	0	0	0	0	0	0	0	0	0	2	2	0	.125
Feb 16	OHIO STATE	*2b	3	1	1	0	0	0	0	0	0	0	1	1	0	0	0	4	2	0	.182
Feb 17	AUSTIN PEAY	*2b	2	1	0	0	0	0	0	1	0	0	0	0	0	0	0	2	1	0	.154
Feb 21	ORAL ROBERTS	*2b	5	1	0	0	0	0	0	0	2	0	0	0	0	0	0	0	3	0	.111
Feb 22	ORAL ROBERTS	2b	0	0	0	0	0	0	0	0	0	0	0	0	0	0	0	0	1	1	.111
Feb 23	ORAL ROBERTS	*2b	1	1	0	1	0	0	0	2	1	0	0	0	1	0	0	2	2	0	.105
Feb 25	at UCLA	*2b	3	0	0	0	0	0	0	0	0	0	0	0	0	0	0	1	1	0	.091
Feb 28	MINNESOTA	*2b	2	1	0	2	0	0	0	0	0	0	1	0	2	0	0	2	1	0	.083
Mar 02	MINNESOTA	*2b	3	1	2	1	0	0	0	0	1	0	1	0	0	0	1	1	1	0	.148
Mar 04	UNLV	2b	2	0	1	0	0	0	0	1	1	0	0	0	0	0	0	1	0	0	.172
Mar 07	GONZAGA	*2b	3	2	1	0	0	0	0	0	1	0	2	0	0	0	1	2	1	0	.188
Mar 08	GONZAGA	*2b	3	1	1	0	0	0	0	0	0	0	0	0	0	0	0	4	0	0	.200
Mar 09	GONZAGA	*2b	3	2	2	0	0	0	0	0	0	0	1	0	0	0	1	2	5	0	.237
Totals		12gs	38	13	9	4	1	0	0	4	6	0	6	1	3	0	3	21	26	1	.237

On base pct. .373 • Slugging pct. .263

#46 Zavorek, Beckett - 4 games (All games)

Date	Opponent	Pos	AB	R	H	RBI	2B	3B	HR	BB	SB	CS	HBP	SAC	SF	GDP	K	PO	A	E	Avg
Feb 22	ORAL ROBERTS	*2b	3	1	1	0	0	0	0	0	0	0	0	0	0	0	0	0	2	0	.333
Feb 26	at UCLA	*2b	3	0	1	1	0	0	0	0	0	0	0	0	0	0	0	0	2	0	.333
Mar 02	MINNESOTA	*dh	3	2	2	2	0	0	0	0	2	0	1	0	0	0	0	0	0	0	.444
Mar 04	UNLV	*2b	1	0	0	0	0	0	0	0	0	0	0	0	0	1	0	1	0	0	.400
Totals		4gs	10	3	4	3	0	0	0	0	2	0	1	0	0	1	0	1	4	0	.400

On base pct. .455 • Slugging pct. .400