

ASU 2018-2019 SCHEDULE

Date Opp. (TV/Radio).....FINAL/TIP

11/6 CS Fullerton (P12).... W, 102-94 2OT

MGM RESORTS MAIN EVENT-TEMPE

11/9 McNeese State (P12)..... W, 80-52

11/12 LBSU (P12)..... W, 90-58

MGM MAIN EVENT/T-MOBILE

11/19 #15 Miss. St. (ESPN)..... W, 72-67

11/21 Utah State (ESPN)..... W, 87-82

11/28 Omaha (P12/620 AM)..... W, 89-71

12/1 Texas Southern (P12/98.7)..... W, 83-71

12/7 #6 Nevada at HoopHall Classic
(@STAPLES/ESPN2/620)..... L, 66-72

12/15 @Georgia (SEC/620)..... W, 76-74

12/17 @Vanderbilt (SEC/620)..... L, 65-81

12/22 #1 Kansas (ESPN2/620)..... W, 80-76

12/29 Princeton (P12/98.7)..... L, 66-67

1/3 Utah (P12/620 AM)..... L, 86-96

1/5 Colorado (P12/98.7 FM)..... W, 83-61

1/9 @California (P12/620 AM)..... W, 80-66

1/12 @Stanford (P12/620 AM)..... L, 71-85

1/17 Oregon St. (FS1/620 AM)..... W, 70-67

1/19 Oregon (P12/98.7 FM)..... W, 78-64

1/24 @UCLA (FS1/620 AM)..... W, 84-73

1/26 @USC (ESPN2/98.7 FM)..... L, 67-69

1/31 Arizona (ESPN2/620 AM)W, 95-88 OT

2/7 Wash. St. (P12/620 AM)..... L, 70-91

2/9 Washington (ESPN/98.7 FM) W, 75-63

2/13 @Colorado (FS1/620 AM)..... L, 73-77

2/16 @Utah (FS1/98.7 FM)..... W, 98-87

2/20 Stanford (ESPN2/98.7 FM)..... W, 80-62

2/24 California (P12/620 AM)..... W, 69-59

2/28 @Oregon (P12/98.7 FM)..... L, 51-79

3/3 @Oregon St. (ESPN/98.7) W, 74-71

3/9 @Arizona (CBS/620 AM)..... W, 72-64

(Pac-12 Tournament/Las Vegas)

3/14 TBD (P12/98.7 FM)..... 6 p.m.

3/15 TBD 8:30

3/16 TBD 7:30

FINAL FOUR TRIVIA

Coach (1992) and Danny Manning (1988) are only current college coaches who earned Final Four MOP.

TURNED IT AROUND FAST

Buffalo was 285-369 (.436) in 22 seasons after going DI (1991-2013). The Bulls were 42-20 (.678) in Coach Hurley's two seasons. He is 113-76 (.597) in six years as a head coach.

SUN DEVIL

M E N ' S B A S K E T B A L L

@SUNDEVILHOOPS (21-9; 12-6) GOES TO LAS VEGAS AS NO. 2 SEED

Thur., Mar. 14 - vs. Stanford/UCLA

6 p.m./Pac-12/98.7 FM

ASU w/11 Quad 1&2 wins

THIS IS MARCH: The Arizona State Sun Devils (21-9; 12-6) -- who advanced to the NCAA Tournament for the first time since 2014 last year and just the fourth time in 24 seasons -- hits the road to Las Vegas for the Pac-12 Tournament as the No. 2 seed. ASU will face either Stanford or UCLA on Thursday, March 14, at 6 p.m. PT on the Pac-12 Network with Ted Robinson, Bill Walton and Lewis Johnson on the call. ASU enters the Pac-12 Tournament with an 11-5 mark in Quad 1 & 2 games, including Quad 1 wins over Kansas in Tempe and Mountain West co-champ Utah State and Mississippi State in Las Vegas, as Rob Edwards missed both Las Vegas wins with a back injury.

NOT TAKING THIS FOR GRANTED: ASU finished second in the Pac-12 standings for just the fourth time in its 41-year Pac-10/12 history, as it also finished second in 2009-10, 1980-81 and 1979-80. ASU won 12 loop games for just the sixth time.

BEST PAC-12 RECORDS

16-2 (1): 1980-81

15-3 (2): 1979-80

12-6 (4): 2018-19, 2009-10, 1994-95, 1982-83

MARCH CHATTER: This time of the year brings people chirping about Quads and bubbles, so here is one on ASU: its 11 wins and 11-5 (.667) mark vs. Quads 1&2 is the best by any team projected as a 10-12 seed. Also, it is hard to find many in the same boat with an OOC SOS of 42.

13 QUICK SPARKY NOTES (IN HONOR OF 2018 NBA MVP JAMES HARDEN)

✓ 11-5 mark in Quad 1&2 games

✓ Quad 1 wins over Kansas State, Utah State and Mississippi State

✓ Second in the Pac-12 in scoring (77.7)

✓ Second in Pac-12 in FG% defense (.411)

✓ Leads league in offensive rebounds per game (12.2)

✓ Has held 13 opponents under 40 percent shooting (8 Pac-12 games)/12-1 in those games

✓ Zylan Cheatham is averaging 11.6 ppg, 10.4 rpg (Pac-12 leader) and 3.3 apg

✓ 6-4 in two-possession games this year after going 4-7 last year (12-16 previous 3 seasons)

✓ 21 halftime-deficit comebacks under Bobby Hurley (12 previous 5 seasons)

✓ Kansas was sixth top-10 OOC opponent Coach Hurley played, ASU faced one in previous 17 seasons

✓ Remy Martin leads P12 with 2.7 A/TO; second at 5.2 assists per game

✓ Best approach vertical on team is Zylan Cheatham at 41.5 inches, Remy Martin not far behind at 40

✓ Seven Sun Devils have led the team in scoring this year

ALL-PAC-12: Luguentz Dort earned Pac-12 Freshman of the Year, second-team All-Pac-12 and All-Defense team, Zylan Cheatham earned first-team and All-Defense and Remy Martin earned second-team All-Pac-12 in a vote of the league's coaches. Dort joins Jahii Carson (Co-Freshman of the Year in 2012-13), Ike Diogu (2002-03), Jamal Faulkner (1990-91) and Byron Scott (1979-80) as Sun Devils to win FOY. Cheatham and Dort become just the third and fourth Sun Devils to earn a spot on the All-Defense team since it was created in 2007-08, as Jordan Bachynski (2013-14 Defensive Player of the Year along with 2012-13 selection) did it twice along with Carrick Felix in 2012-13.

JUMP: Best standing verticals on the team: De'Quon Lake and Luguentz Dort both did 34 inches, while Zylan Cheatham is at 33.5 inches.

ASU MEDIA RELATIONS: ASU men's basketball SID Doug Tammaro can be reached directly at 480-734-7795 or via e-mail at tammaro@asu.edu. The ASU website is: www.TheSunDevils.com.

POS #	SUN DEVIL	YR	HT/WT	2018-2019 SUN DEVIL ROSTER NOTES
G 0	Luguentz Dort	FR	6-4/215	Top-100 recruit who is strong and gets in the lane with ease; speaks French
G 1	Remy Martin	SO	6-0/170	Top-100 2017 signee; energizer bunny, 2018 Pac-12 Co-Sixth Man of the Year
G 2	Rob Edwards	JR	6-4/205	Transfer from Cleveland State who was CSU's leader scorer
F 3	Mickey Mitchell	JR	6-7/225	Played lot of minutes as freshman at Ohio State in 2015-16--OUT WITH BACK INJURY
G 5	Kyle Feit	FR	6-4/190	Product of IMG Academy
F 10	Vitaliy Shibel	SO	6-9/210	Sophomore who had ACL injury and redshirted 2016-17/from Ukraine
G 11	Elias Valtonen	FR	6-7/195	Finland native with solid shooting stroke
G 14	Kimani Lawrence	SO	6-7/200	Long sophomore can guard 5 positions & play 4 of them/ <u>missed first 13 games last year</u>
G 21	Jack Roggin	FR	6-0/165	Walk-on from Southern California
F 23	Romello White	SO	6-8/220	Atlanta product who had Jerry Stackhouse as his AAU coach
G 24	Jordan Salzman	SO	5-10/175	Walkon from New York
G 25	Grant Fogerty	SO	6-0/175	Local walkon addition from Desert Mountain High School in Scottsdale
G 31	Trevor Thompson	SO	6-2/175	Second-year walkon from Moon Valley High School in Phoenix
F 32	De'Quon Lake	SR	6-10/225	JC transfer originally from Virgin Islands/24 points, 8 boards, 3 blocks in 2017-18 opener
C 34	Uros Plavsic	FR	7-0/240	Serbian big man with good athletic ability/PLAN IS TO REDSHIRT THIS YEAR
F 35	Taeshon Cherry	FR	6-8/210	San Diego big man who was in everyone's top-75/Solid 3-point range
F 45	Zylan Cheatham	SR	6-8/201	Transfer from San Diego State/smart and energetic and vocal leader
Head Coach: Bobby Hurley/42-20 at Buffalo (2013-15); 1992 Final Four MOP; 58-49 (.542) at ASU/4th year				
Coaching Staff: Rashon Burno, Anthony Coleman, Drazen Zlovacic				
Special Assistant to HC: Ben Wood		Video: Justin McLean		
Operations: Derrick Wrobel		Performance: Daniel Marshall		

ATTENDANCE: Last year ASU averaged a school-record 10,603 fans, as the 4,103 extra bodies from 2016-17 to 2017-18 was the second-best increase in all of college hoops. This year 168,602 entered "The Bank" -- the nickname student broadcaster Braiden Bell tagged Wells Fargo Arena last year -- an average of 10,538, second-best in school history.

SWEEPS: ASU had two-game sweeps of Arizona (first since 2008-09), Oregon State (first since 2009-10) and Cal (second straight). It marked first time ASU had swept three teams since sweeping four in 2009-10.

REMY: Remy had his November and early December ruined by a bum ankle but check out his numbers after first eight games and digest some quick notes. He was the only player with an 11-assist game in a Pac-12 road game this year (11 at UCLA) and his 10 made free throws vs. Arizona matched the most in a league tilt.

REMY FIRST 8/PAST 22

FG: 18-55 (.327)/110-258 (.426)

3PT: 4-22 (.182)/37-107 (.345)

APG: 4.0/5.2 / **A-TO:** 2.1/2.8:1

PPG: 10.5/13.3

20+ PT GAMES: 0/5

DUNKS: 0/2

Z NOTE: Zylan Cheatham has 12 double-doubles -- but is five points and five rebounds shy of **EIGHT** more. He needed one more point and one more rebound vs. Washington, one more point at UCLA and at Vanderbilt, two more points vs. Cal and one more rebound **FOUR** times (vs. Oregon, MSU, Long Beach State and Cal State Fullerton).

FTS: ASU has made timely free throws to seal wins...20-of-24 (.833) at Utah, including 17-of-19 (.895) in second half...15-of-19 (.789) in second half and overtime vs. UA...Rob Edwards hit two with 12 seconds left in 70-67 win over OSU to give ASU the three-point lead on Jan. 17...come-from behind win at Cal, 13-of-16 in second half...made 6-of-8 in final five minutes against Kansas, including two by Rob Edwards with six seconds left to make it a two-possession game...nine of final 11 in second half at Georgia...10-14 in final 4:03 vs. Utah State, including six straight in two-minute stretch after USU buckets...Remy Martin made two with 10 seconds left to make it five-point lead over MSU as ASU made all six in second half...8-of-10 in second OT against CSF.

WINGSPAN: ASU has five players with wingspan of at least 6-11: De'Quon Lake (7-2), Zylan Cheatham (7-0.5), Romello White (7-0.25), Vitaliy Shibel (6-11.75) and Kimani Lawrence (6-11.5).

REBOUNDING: ASU is outrebounding its opponents by +4.8 boards per game (40.1/35.3), which is a 7.5 rebounds per game turnaround from two seasons ago. ASU only grabbed 32.6 boards per game in 2016-17, Coach Hurley's second season at ASU, and was outrebounded by 7.1 per game, dead last in the league by nearly three boards per tilt. ASU has never led the Pac-12 in rebounding margin, but has outrebounded 21 of 30 opponents this year after doing so just 14 times in 32 games last year. Zylan Cheatham's is averaging 11.8 boards in his past 19 contests. His 17 double-figure rebounding games is tied for the Pac-12 lead and he leads the league with 10.5 caroms per contest. He averaged 10.6 rebounds in Pac-12 play, best in the league.

DORT: Pac-12 Freshman of the Year Luguentz Dort's 53 points in first two games (28 vs. CSF and 25 vs. McNeese State) were the third-most by a Pac-12 freshman in his first two career games since 1996-97. Only Markelle Fulz (65 in 2016-17) and Tajuan Porter (55 in 2006-07) had more in the past 23 seasons.

FWIW LUGUENTZ DORT PHYSICAL STUFF

HT: 6-4 -- **WT:** 215 -- **WINGSPAN:** 6-8.75 -- **BORN:** April of 1999

STANDING VERTICAL: 34" (tied for best on team with De'Quon Lake)

APPROACH VERTICAL: 39" (third on team behind Zylan at 41.5 and Remy at 40)

MOST POINTS BY A SUN DEVIL FRESHMAN

35, Mario Bennett vs. #5 Arizona, Feb. 20, 1992

34, Jahii Carson vs. Stanford @Pac-12 Tournament (Las Vegas), Mar. 13, 2013

33, Luguentz Dort vs. Utah State @Las Vegas, Nov. 21, 2018

ROB EDWARDS: In the first nine games, Rob Edwards played in just three due to back injury and went scoreless in two. He went from Nov. 7-Dec. 16 without scoring a point. In those three games he did play, he was 4-of-26 (.154) from field and 2-of-9 (.222) from three and had 14 points (all against CSF in the opener). Many didn't notice because ASU was 6-0, and two of the wins were very impressive (current Quad 1 victories Mississippi State and Utah State). In the 22 games since he is shooting 42-of-109 (.385) from three, made 53-of-67 (.791) free throws and is averaging 11.3 points. He dropped buckets in some big wins, with 15 off the bench vs. #1 Kansas, 19 vs. Arizona, 28 at Utah and 13 at Oregon State. He played at Cleveland State from 2015-17, as he entered ASU with 909 points in 63 games (14.4 ppg.). He has 1,174 career points (1357 average). Included in that is 57-of-71 (.803) from the free throw line this year and .767 (260-of-339) in his career along with 156 three pointers.

22: Zylan Cheatham had 22 rebounds (seven in overtime) vs. Arizona on Jan. 31, the most in Pac-12 game in the past 19 seasons and the most since Dave Bluthenthal grabbed 28 vs. Arizona State on Jan. 20, 2000 He is just the second Pac-10/12 player to notch two 20-rebound league games since UA/ASU joined the Pac-10 back in the summer of 1978.

20-REBOUND PAC-12 GAMES IN

ONE SEASON (1978-79 TO PRESENT)

Zylan Cheatham, ASU (22 vs. UA, 1/31/19; 20 at UCLA, 1/24/19)

Mark McNamara, Cal (22 at UA on 1/30/82; 20 at UW, 1/16/82)

BUCKETS: ASU has been in the Pac-10/12 for more than four decades, but two of its top eight scoring teams have come in two of Bobby Hurley's first three seasons. ASU led the league in scoring last year at 82.7 points per game, third-best in school history since it joined the Pac-12.

TOP SCORING SUN DEVIL TEAMS IN PAC-10/12 HISTORY

84.5/1997-1998 (Don Newman)

84.5/1992-1993 (Bill Frieder/Pac-10 leader)

82.7/2017-2018 (Bobby Hurley/Pac-12 leader)

79.6/1988-1989 (Steve Patterson)

79.3/1999-2000 (Rob Evans/Pac-10 leader)

79.3/1990-1991 (Bill Frieder)

79.2/1980-1981 (Ned Wulk/Pac-10 leader)

78.6/2016-2017 (Bobby Hurley)

77.7/2018-19 (Bobby Hurley)

HALFWAY: ASU started 6-3 in the Pac-12 for seventh time in its 41 years. It was 8-1 in 1979-80 and 1980-81 and was 6-3 in 2012-13, 1994-95, 1993-94 and 1992-93. ASU had a winning record at the halfway mark for just the sixth time in past 24 seasons.

PRO-NUN-SEE-A-SHUNS

Luguentz Dort (LOU-gentz)

Vitaliy Shibel (Vigh-tal-ee Shy-bull)

Elias Valtonen (Ill-ee-as Val-tow-nen)

De'Quon Lake (Deh-Quon)

Uros Plavsic (ur-rose Plav-sick)

Taeshon Cherry (Tay-shawn)

Zylan (Zigh-lan)

REMY MARTIN 20+ SCORING TILTS

31 vs. Arizona (1/31/19)

27 at Arizona (3/9/19)

24 at California (1/9/19)

22 vs. Utah (1/3/19)

21 at Georgia (12/15/18)

21 at #2 Kansas (12/10/17)

20 vs. Colorado/Las Vegas (3/7/18)

ROMELLO WHITE TOP SCORING TILTS

25 vs. Northern Arizona (11/17/17)

22 vs. St. John's at STAPLES (12/8/17)

21 at Washington State (2/4/18)

19 vs. Colorado (1/5/19)

19 vs. Texas Southern (12/1/18)

19 at Stanford (1/17/18)

19 vs. Kansas State in LV (11/23/17)

ROMELLO WHITE DOUBLE-DOUBLES (8)

18/11 vs. Princeton (12/29/18)

19/14 vs. Texas Southern (12/1/18)

13/11 vs. California (3/1/18)

10/14 at Washington (2/1/18)

10/11 at Colorado (1/4/18)

16/13 vs. USF (2/2/17)

14/11 vs. UC Irvine (11/9/17)

16/15 vs. San Diego State (11/14/17)

ZYLAN CHEATHAM

ASU DOUBLE-DOUBLES (12)

12/10 at Oregon State (3/3/19)

24/10 at Utah (2/16)

12/10 at Colorado (2/13/19)

11/22 vs. Arizona (1/31/19)

10/14 at USC (1/26/19)

10/13 vs. Oregon State (1/17/19)

13/11 vs. #1 Kansas (12/22/18)

10/10 at Georgia (12/15/18)

13/10 vs. #6 Nevada (12/7/18)

14/13/10 vs. Texas Southern (12/1/18)

13/12/9 vs. Omaha (11/28/18)

16/12/6 vs. McNeese State (11/9/18)

COACH AS A PLAYER: Coach Hurley's Duke career has been talked about a lot. His 145 assists (in 20 games) is a NCAA Tournament record. Here is a numbers breakdown:

.583: In the 1992 Final Four, Coach made 7-of-12 three pointers en route to the Most Outstanding Player honors.

.667: In the April 4, 1992 Final Four game vs. Indiana, Coach went 6-of-9 from the three-point stripe.

2: In addition to 1992 Most Outstanding Player honors, Coach also earned 1991 All-Tournament Team honors.

9: In the 1991 title game vs. Kansas on April 1, he posted nine assists.

16: In the 1991 Final Four he posted 16 assists.

119: Coach Hurley went 119-26 (.821) in his four years at Duke.

18-2: Coach Hurley went 18-2 in his NCAA Tournament career.

3-PTERS IN TOURNAMENT CAREER

47, Lee Humphrey, Florida, 2004-07 (15)

43, Shelvin Mack, Butler, 2009-11 (13)

42, Bobby Hurley, Duke, 1990-93 (20)

NCAA TOURNAMENT GAMES

23, Christian Laettner, Duke, 1989-92

22, Greg Koubek, Duke, 1988-91

22, Brian Davis, Duke, 1989-92

21, Wayne Turner, Kentucky, 1996-99

20, Thomas Hill, Duke, 1990-93

20, Bobby Hurley, Duke, 1990-93

20, Grant Hill, Duke, 1991-94

20, Antonio Lang, Duke, 1991-94

TAESHON CHERRY

DOUBLE FIGURE GAMES

19 vs. Nebraska-Omaha (11/28/18)

15 vs. Oregon (1/19/19)

15 vs. Utah State (11/21/18)

14 vs. Texas Southern (12/1/18)

12 vs. Oregon State (1/17/19)

20 ROAD CAROMS: Zylan Cheatham grabbed 20 rebounds at UCLA on Jan. 24, at the time the most by a Sun Devil since current Orlando Magic assistant coach Mike Batiste grabbed 20 on Nov. 19, 1997 vs. Wagner. Cheatham also put his name along some Pac-12 studs in terms of road game rebounding in the past 23 seasons.

20 REBOUNDS IN PAC-12 ROAD GAME

(SINCE 1996-97/PAST 23 SEASONS)

21, Kevin Love, UCLA at Oregon State/Jan. 26, 2008

21, Tim Young, Stanford at Oregon (OT)/Jan. 16, 1997

20, Zylan Cheatham, Arizona State at UCLA/Jan. 24, 2019

20, Mike Moser, Oregon at UCLA (2 OT)/Feb. 27, 2014

20, Mark Madsen, Stanford at Washington/Feb. 26, 2000

HALF: ASU has 21 wins (10 on the road) when trailing at the half under Bobby Hurley, after going 12-64 (.157) the previous five seasons. It did it seven times in 2017-18 and did it this year at Georgia, vs. No. 1 Kansas, at California, at UCLA, vs. Cal and at Oregon State.

21 HALFTIME DEFICIT WINS UNDER COACH HURLEY

(-7) @Oregon State 37, ASU 30/Mar. 3, 2019/ASU 74, @Oregon State 71

(-6) California 34, ASU 28/Feb. 24, 2019/ASU 69, California 59

(-1) @UCLA 44, ASU 43/Jan. 24, 2019/ASU 84, @UCLA 73

(-2) @California 35, ASU 33/Jan. 9, 2019/ASU 80, @California 66

(-8) #1 Kansas 39, #18 ASU 31/Dec. 22, 2018/#18 ASU 80, #1 Kansas 76

(-14) @Georgia 47, #20 ASU 33/Dec. 15, 2018/#20 ASU 76, @Georgia 74

(-4) USC 37, ASU 33/Feb. 8, 2018/ASU 80, USC 77

(-1) Oregon State 34, ASU 33/Jan. 13, 2018/ASU 77, OSU 75

(-1) @Utah 36, ASU 35/Jan. 7, 2018/ASU 80, @Utah 77

(-3) @#2 Kansas 40, #16 ASU 37/Dec. 10, 2017/#16 ASU 95, @KU 85

(-2) #15 Xavier 46, ASU 44/Nov. 24, 2017/ASU 102, #15 Xavier 86

(-2) Kansas State 44, ASU 42/Nov. 23, 2017/ASU 92, KSU 90

(-6) SDSU 40, ASU 34/Nov. 14, 2017/ASU 90, SDSU 68

(-1) USC 48, ASU 47/Feb. 26, 2017/ASU 83, USC 82

(-2) @UW 41, ASU 39/Feb. 16, 2017/ASU 83, @UW 81

(-1) Stanford 33, ASU 32/Feb. 11, 2017/ASU 75, Stanford 69

(-7) @SDSU 32, ASU 25/Dec. 10, 2016/ASU 74, @SDSU 63

(-3) #23 USC 30, ASU 27/Feb. 12, 2016/ASU 74, USC 67

(-12) @UNLV 37, ASU 25/Dec. 16, 2015/ASU 66, @UNLV 56

(-8) @Creighton 41, ASU 33/Dec. 2, 2015/ASU 79, @Creighton 77

(-2) UCSB 29, ASU 27/Nov. 29, 2015/ASU 70, UCSB 67

REMY!!!: The Pac-12 Sixth Man of the Year returned for first time since 1987 in 2017-18 and freshman Remy Martin shared the award with CU's Devon Collier. Martin – with zero starts – averaged 9.6 points, had 94 assists and was 71-of-94 (.755) from the free throw line in 23.8 minutes per game. He had 20 double-figure scoring games (15 of final 21) and had a season-best 21 at No. 2 Kansas. At WSU on Feb. 4, he had all 10 points in the final 6:20 as ASU outscored WSU 19-9 in final seven minutes. He injured his ankle on Oct. 10 and reinjured it on Nov. 21 vs. Utah State, as he missed the Omaha and Texas Southern games.

REMY MARTIN 20+ SCORING GAMES

31 vs. Arizona (1/31/19)

27 at Arizona (3/9/19)

24 at California (1/9/19)

22 vs. Utah (1/3/19)

21 at Georgia (12/15/18)

21 at #2 Kansas (12/10/17)

20 vs. Colorado at Las Vegas (3/7/18)

WINGSPAN: ASU has five players with wingspan of at least 6-11: De'Quon Lake (7-2), Zylan Cheatham (7-0.5), Romello White (7-0.25), Vitaliy Shibel (6-11.75) and Kimani Lawrence (6-11.5).

PAC-12 POTW: ASU topped then No. 1 Kansas 80-76 on Dec. 22 behind 15 off-the-bench points from getting healthier Rob Edwards (13 in the second half). He became the fourth Sun Devil to earn Pac-12 Player of the Week. Zylan Cheatham (Dec. 3 Pac-12 Player of the Week) registered ASU's second triple double in the Dec. 1 win over Texas Southern. Remy Martin matched a career-high with 21 points, grabbed a career-best eight rebounds, and added five assists and three steals to spark the Sun Devils back from an 18-point deficit to a 76-74 victory at Georgia on Dec. 15, leading to his Dec. 17 Pac-12 Player of the Week Award. He had 12 points, five boards, two assists and two steals in the second half, including back-to-back baskets inside the final 3:11 which gave ASU its first lead of the game at 71-70. Luguentz Dort earned Nov. 26 Pac-12 Player of the Week and Andy Katz's National Player of the Week after averaging 25 points and eight rebounds as ASU won the MGM Resorts Main Event in Las Vegas (Nov. 19-21). Dort is the first ASU freshman to garner the league's weekly award since James Harden in January of 2008.

20-POINT GAMES FOR LUGUENTZ DORT (8)

33 vs. Utah State @Las Vegas, Nov. 21, 2018
 28 vs. Cal State Fullerton, Nov. 6, 2018
 25 vs. McNeese State, Nov. 9, 2018
 24 vs. #6 Nevada, Dec. 7, 2018
 22 vs. California, Feb. 24, 2019
 22 vs. Washington State, Feb. 7, 2019
 21 at Colorado, Feb. 13, 2019
 20 at Oregon State, Mar. 3, 2019

2018-19 SUN DEVIL PAC-12 PLAYERS OF THE WEEK

Dec. 24: Rob Edwards
 Dec. 17: Remy Martin
 Dec. 3: Zylan Cheatham
 Nov. 26: Luguentz Dort

PLAYING FOLKS: Bobby Hurley has made the attempt to play some folks. In his first year after looking at an inherited schedule that included tilts vs. NC State/Marquette in Brooklyn, at Creighton, at UNLV and No. 18 Texas A&M, he put the wheels in motion to make it even better by playing at Kentucky and filled a holiday break hole that could have been a yawner with Stephen F. Austin. In 2016-17, ASU played No. 1 Kentucky in the Bahamas, Purdue in NYC, at San Diego State and vs. No. 9 Creighton. Last year besides Kansas ASU played Xavier and hosted 2017 NCAA Tournament product Vanderbilt. Kansas this year was the sixth top-10 non-conference opponent Coach Hurley played in his four years. ASU faced one in the previous 17 seasons.

ASU REGULAR SEASON OOC GAMES VS. TOP-10 TEAMS UNDER BOBBY HURLEY

#18 ASU 80, #1 Kansas 76 (Dec. 22, 2018)
 #6 Nevada 72, ASU 66 at STAPLES Center (Dec. 7, 2018)
 ASU 95 @#2 Kansas 85 (Dec. 10, 2017)
 #9 Creighton 96, ASU 85 (Dec. 20, 2016)
 #1 Kentucky 115, ASU 69 (Nov. 28, 2016 at Bahamas)
 @#5 Kentucky 72, ASU 58 (Dec. 12, 2015)

REFRESH: ASU's top three scorers are gone, but ASU returned six lettermen, a pair of high-level transfers and notched a top-20 recruiting class. Last year third-year coach Bobby Hurley and the Sun Devils were the final undefeated team (12-0), beat No. 1 seeds Xavier and Kansas and went 5-2 against NCAA Tournament teams. ASU averaged 10,603 fans, topping the 9,514 school record set in 1995-96.

THREE-POINT NOTE

The last time ASU didn't make a three-pointer was Feb. 10, 2001 - 89-57 win over Washington in Tempe - 587 game streak entering this year.

ASU OOC WINS VS. RANKED TEAMS PAC-10/12 ERA

√ #18 ASU 80, #1 Kansas 76
 Dec. 22, 2018/Bobby Hurley
 √ ASU 72, #15 Mississippi State 67
 Nov. 19, 2018 at Las Vegas/Bobby Hurley
 √ #16 ASU 95, @#2 Kansas 85
 Dec. 10, 2017/Bobby Hurley
 √ ASU 102, #15 Xavier 86
 Nov. 24, 2017 at Las Vegas/Bobby Hurley
 √ ASU 67, #18 Texas A&M 54
 Dec. 5, 2015/Bobby Hurley

 √ ASU 79, #25 Marquette 77
 Nov. 25, 2013/Herb Sendek
 √ ASU 77, #17 Xavier 55
 Dec. 15, 2007/Herb Sendek

 √ ASU 97, #7 Maryland 90
 Nov. 23, 1994 at Maui/Bill Frieder
 √ ASU 79, #13 Michigan 62
 Nov. 22, 1994 at Maui/Bill Frieder

 √ #14 ASU 71, #7 Ohio State 58
 Dec. 20, 1980/Ned Wulk
 √ ASU 96, #12 Iowa 88
 Dec. 6, 1980/Ned Wulk

SUN DEVIL LEADERS

(INCLUDES SHARED/THEN CAREER)

SCORING: Dort (12), Martin (8/9), Lawrence (1), Cherry (1), White (3), Edwards (4), Cheatham (1)

REBOUNDS: Dort (4), White (4/16), Lake (2/9), Mitchell (0/6), Cheatham (20), Edwards (1), Martin (2)

ASSISTS: Mitchell (0/5), Martin (19/25), White (0/2), Cheatham (10), Dort (1)

DE'QUON LAKE DOUBLE-DOUBLES (2)

11/12 vs. Kansas State (11/23/17)
 17/10 vs. Northern Arizona (11/17/17)

RUN AND JUMP: Best approach vertical on the team is Zylan Cheatham at 41.5 inches, with Remy Martin not far behind at 40 inches.

2018-19 @SunDevilHoops
Arizona State Combined Team Statistics (as of Mar 09, 2019)
All games

Overall record: 21-9 Conf: 12-6 Home: 13-3 Away: 6-5 Neutral: 2-1

#	Player	gp-gs	min	avg	Total		3-Point		F-Throw		Rebounds				pf	dq	a	to	blk	stl	pts	avg
					fg-fga	fg%	3fg-fga	3fg%	ft-fa	ft%	off	def	tot	avg								
00	Dort,Luguentz	30-29	936	31.2	155-380	.408	48-154	.312	127-185	.686	40	90	130	4.3	90	4	72	90	7	47	485	16.2
01	Martin,Remy	28-24	934	33.4	128-313	.409	41-129	.318	80-110	.727	18	71	89	3.2	35	0	146	55	1	36	377	13.5
45	Cheatham,Zylan	30-30	971	32.4	125-235	.532	10-23	.435	89-149	.597	67	244	311	10.4	78	1	98	93	24	24	349	11.6
02	Edwards,Rob	24-18	685	28.5	82-235	.349	44-117	.376	57-71	.803	8	67	75	3.1	49	0	29	28	5	20	265	11.0
14	Lawrence,Kimani	30-15	748	24.9	87-214	.407	29-97	.299	59-79	.747	32	74	106	3.5	80	1	36	41	8	18	262	8.7
23	White,Romello	30-28	731	24.4	95-159	.597	0-0	.000	63-107	.589	67	89	156	5.2	95	5	9	39	17	12	253	8.4
35	Cherry,Taeshon	26-3	474	18.2	58-149	.389	38-108	.352	10-14	.714	14	57	71	2.7	63	2	9	13	6	16	164	6.3
32	Lake,De'Quon	29-3	393	13.6	54-70	.771	0-0	.000	26-43	.605	49	65	114	3.9	77	3	3	22	23	8	134	4.6
03	Mitchell,Mickey	6-0	53	8.8	5-7	.714	1-1	1.000	1-8	.125	6	10	16	2.7	7	0	6	6	0	1	12	2.0
05	Feit,Kyle	4-0	5	1.3	2-3	.667	1-2	.500	0-0	.000	0	2	2	0.5	1	0	0	1	0	0	5	1.3
11	Valtonen,Elias	19-0	76	4.0	5-9	.556	4-8	.500	2-2	1.000	1	7	8	0.4	7	0	2	6	3	3	16	0.8
10	Shibel,Vitaliy	14-0	50	3.6	2-9	.222	2-7	.286	0-0	.000	2	4	6	0.4	13	0	0	3	0	1	6	0.4
24	Salzman,Jordan	5-0	6	1.2	0-2	.000	0-0	.000	2-4	.500	0	0	0	0.0	0	0	0	0	0	1	2	0.4
25	Fogerty,Grant	5-0	5	1.0	1-1	1.000	0-0	.000	0-0	.000	0	0	0	0.0	0	0	1	0	0	0	2	0.4
31	Thompson,Trevor	5-0	6	1.2	0-1	.000	0-0	.000	0-0	.000	0	1	1	0.2	1	0	0	1	0	1	0	0.0
21	Roggin,Jack	2-0	2	1.0	0-0	.000	0-0	.000	0-0	.000	0	0	0	0.0	2	0	0	0	0	0	0	0.0
Team											62	56	118		2		12					
Total.....		30	6075		799-1787	.447	218-646	.337	516-772	.668	366	837	1203	40.1	600	16	411	410	94	188	2332	77.7
Opponents.....		30	6075		722-1755	.411	254-765	.332	489-684	.715	297	761	1058	35.3	648	17	403	423	97	192	2187	72.9

TEAM STATISTICS			ASU	OPP	Date	Opponent	Score	Att.
SCORING			2332	2187	11/6/18	CSU FULLERTON	Wo2 102-94	9145
Points per game			77.7	72.9	11/9/18	MCNEESE STATE	w 80-52	8515
Scoring margin			+4.8	-	11/12/18	LONG BEACH STATE	w 90-58	8818
FIELD GOALS-ATT			799-1787	722-1755	11/19/18	vs Mississippi State	w 72-67	2507
Field goal pct			.447	.411	11/21/18	vs Utah State	w 87-82	3157
3 POINT FG-ATT			218-646	254-765	11/28/18	NEBRASKA OMAHA	w 89-71	6951
3-point FG pct			.337	.332	12/01/18	TEXAS SOUTHERN	w 83-71	10085
3-pt FG made per game			7.3	8.5	12/07/18	vs Nevada	L 66-72	7235
FREE THROWS-ATT			516-772	489-684	12/15/18	at Georgia	w 76-74	9028
Free throw pct			.668	.715	12/17/18	at Vanderbilt	L 65-81	9271
F-Throws made per game			17.2	16.3	12/22/18	KANSAS	w 80-76	14592
REBOUNDS			1203	1058	12/29/18	PRINCETON	L 66-67	10030
Rebounds per game			40.1	35.3	* 01/03/19	UTAH	L 86-96	9128
Rebounding margin			+4.8	-	* 01/05/19	COLORADO	w 83-61	10003
ASSISTS			411	403	* 01/09/19	at California	w 80-66	5827
Assists per game			13.7	13.4	* 01/12/19	at Stanford	L 71-85	3969
TURNOVERS			410	423	* 01/17/19	OREGON STATE	w 70-67	9705
Turnovers per game			13.7	14.1	* 01/19/19	OREGON	w 78-64	12751
Turnover margin			+0.4	-	* 01/24/19	at UCLA	w 84-73	7555
Assist/turnover ratio			1.0	1.0	* 01/26/19	at Southern California	L 67-69	5111
STEALS			188	192	* 01-31-19	ARIZONA	Wot 95-88	14731
Steals per game			6.3	6.4	* 02/07/19	WASHINGTON STATE	L 70-91	9517
BLOCKS			94	97	* 02/09/19	WASHINGTON	w 75-63	12686
Blocks per game			3.1	3.2	* 02/13/19	at Colorado	L 73-77	6273
ATTENDANCE			168602	100514	* 02/16/19	at Utah	w 98-87	12585
Home games-Avg/Game			16-10538	11-7965	* 02/20/19	STANFORD	w 80-62	10327
Neutral site-Avg/Game			-	3-4300	* 02/24/19	CALIFORNIA	w 69-59	11618
Score by Periods			1st	2nd	OT	OT2	Totals	
Arizona State			1079	1222	18	13	2332	
Opponents			1017	1154	11	5	2187	

* = Conference game

2018-19 @SunDevilHoops
Arizona State Combined Team Statistics (as of Mar 09, 2019)
Conference games

RECORD:	OVERALL	HOME	AWAY	NEUTRAL
ALL GAMES	12-6	7-2	5-4	0-0
CONFERENCE	12-6	7-2	5-4	0-0
NON-CONFERENCE	0-0	0-0	0-0	0-0

##	Player	gp-gs	min	avg	Total		3-Point		F-Throw		Rebounds				pf	dq	a	to	blk	stl	pts	avg
					fg-fga	fg%	3fg-fga	3fg%	ft-fa	ft%	off	def	tot	avg								
00	Dort,Luquentz	18-17	535	29.7	87-201	.433	28-96	.292	66-93	.710	21	44	65	3.6	56	4	43	53	5	27	268	14.9
01	Martin,Remy	18-16	617	34.3	88-198	.444	35-92	.380	44-63	.698	11	43	54	3.0	25	0	112	35	0	23	255	14.2
45	Cheatham,Zylan	18-18	584	32.4	79-147	.537	8-13	.615	47-80	.588	39	151	190	10.6	43	0	52	58	13	13	213	11.8
02	Edwards,Rob	18-17	539	29.9	66-179	.369	35-93	.376	44-57	.772	7	52	59	3.3	35	0	22	26	4	15	211	11.7
23	White,Romello	18-16	438	24.3	56-95	.589	0-0	.000	31-57	.544	36	50	86	4.8	59	4	3	25	8	8	143	7.9
14	Lawrence,Kimani	18-3	388	21.6	39-95	.411	11-47	.234	30-44	.682	17	40	57	3.2	52	0	14	20	4	10	119	6.6
35	Cherry,Taeshon	14-0	218	15.6	26-75	.347	21-62	.339	2-4	.500	8	24	32	2.3	35	2	3	8	2	7	75	5.4
32	Lake,De'Quon	17-3	219	12.9	29-37	.784	0-0	.000	16-28	.571	26	32	58	3.4	39	1	0	5	11	5	74	4.4
11	Valtonen,Elias	12-0	53	4.4	5-8	.625	4-7	.571	0-0	.000	0	7	7	0.6	6	0	2	5	1	3	14	1.2
25	Fogerty,Grant	3-0	3	1.0	1-1	1.000	0-0	.000	0-0	.000	0	0	0	0.0	0	0	1	0	0	0	2	0.7
24	Salzman,Jordan	3-0	4	1.3	0-0	.000	0-0	.000	2-4	.500	0	0	0	0.0	0	0	0	0	0	1	2	0.7
21	Roggin,Jack	1-0	1	1.0	0-0	.000	0-0	.000	0-0	.000	0	0	0	0.0	2	0	0	0	0	0	0	0.0
10	Shibel,Vitaliy	9-0	21	2.3	0-3	.000	0-2	.000	0-0	.000	0	1	1	0.1	6	0	0	2	0	1	0	0.0
31	Thompson,Trevor	4-0	5	1.3	0-1	.000	0-0	.000	0-0	.000	0	1	1	0.3	1	0	0	1	0	1	0	0.0
Team											33	32	65		1		9					
Total.....		18	3625		476-1040	.458	142-412	.345	282-430	.656	198	477	675	37.5	360	11	252	247	48	114	1376	76.4
Opponents.....		18	3625		438-1040	.421	155-449	.345	291-412	.706	190	451	641	35.6	377	6	252	251	55	126	1322	73.4

TEAM STATISTICS	ASU	OPP	Date	Opponent	Score	Att.
SCORING						
Points per game	1376	1322	*	01/03/19	UTAH	L 86-96 9128
Scoring margin	76.4	73.4	*	01/05/19	COLORADO	w 83-61 10003
FIELD GOALS-ATT	476-1040	438-1040	*	01/09/19	at California	w 80-66 5827
Field goal pct	.458	.421	*	01/12/19	at Stanford	L 71-85 3969
3 POINT FG-ATT	142-412	155-449	*	01/17/19	OREGON STATE	w 70-67 9705
3-point FG pct	.345	.345	*	01/19/19	OREGON	w 78-64 12751
3-pt FG made per game	7.9	8.6	*	01/24/19	at UCLA	w 84-73 7555
FREE THROWS-ATT	282-430	291-412	*	01/26/19	at Southern California	L 67-69 5111
Free throw pct	.656	.706	*	01-31-19	ARIZONA	Wot 95-88 14731
F-Throws made per game	15.7	16.2	*	02/07/19	WASHINGTON STATE	L 70-91 9517
REBOUNDS	675	641	*	02/09/19	WASHINGTON	w 75-63 12686
Rebounds per game	37.5	35.6	*	02/13/19	at Colorado	L 73-77 6273
Rebounding margin	+1.9	-	*	02/16/19	at Utah	w 98-87 12585
ASSISTS	252	252	*	02/20/19	STANFORD	w 80-62 10327
Assists per game	14.0	14.0	*	02/24/19	CALIFORNIA	w 69-59 11618
TURNOVERS	247	251	*	02/28/19	at Oregon	L 51-79 7682
Turnovers per game	13.7	13.9	*	03/03/19	at Oregon St.	w 74-71 6023
Turnover margin	+0.2	-	*	03/09/19	at Arizona	w 72-64 14291
Assist/turnover ratio	1.0	1.0	* = Conference game			
STEALS	114	126				
Steals per game	6.3	7.0				
BLOCKS	48	55				
Blocks per game	2.7	3.1				
ATTENDANCE	100466	69316				
Home games-Avg/Game	9-11163	9-7702				
Neutral site-Avg/Game	-	0-0				

Score by Periods	1st	2nd	OT	Totals
Arizona State	650	714	12	1376
Opponents	635	682	5	1322

2018-19 @SunDevilHoops
Arizona State Game-by-Game Highs (as of Mar 09, 2019)
All games

Opponent	Date	Score	Points	Rebounds	Assists	Steals	Blocked shots
CSU FULLERTON	11/6/18	102-94	28-Dort,Luguentz	9-Lake,De'Quon Dort,Luguentz Cheatham,Zylan	3-Cheatham,Zylan Martin,Remy	3-Dort,Luguentz	2-Lake,De'Quon
MCNEESE STATE	11/9/18	80-52	25-Dort,Luguentz	12-Cheatham,Zylan	6-Cheatham,Zylan	3-Dort,Luguentz	3-Lake,De'Quon
LONG BEACH STATE	11/12/18	90-58	15-Martin,Remy	12-Dort,Luguentz	5-Martin,Remy	2-Cheatham,Zylan Martin,Remy	2-Cheatham,Zylan
vs Mississippi State	11/19/18	72-67	22-Lawrence,Kimani	9-Cheatham,Zylan Dort,Luguentz	7-Martin,Remy	2-Dort,Luguentz	1-White,Romello Cheatham,Zylan
vs Utah State	11/21/18	87-82	33-Dort,Luguentz	7-Dort,Luguentz	6-Cheatham,Zylan	2-Martin,Remy Dort,Luguentz	1-Lake,De'Quon Cheatham,Zylan Cherry,Taeshon
NEBRASKA OMAHA	11/28/18	89-71	19-Cherry,Taeshon Dort,Luguentz	12-Cheatham,Zylan	9-Cheatham,Zylan	3-Dort,Luguentz	2-Lawrence,Kimani
TEXAS SOUTHERN	12/01/18	83-71	19-White,Romello	14-White,Romello	10-Cheatham,Zylan	2-Cheatham,Zylan	1-Lake,De'Quon Cherry,Taeshon White,Romello Lawrence,Kimani Cheatham,Zylan
vs Nevada	12/07/18	66-72	24-Dort,Luguentz	10-Cheatham,Zylan	4-Martin,Remy Cheatham,Zylan	1-Martin,Remy Edwards,Rob Dort,Luguentz Cheatham,Zylan	2-Lake,De'Quon
at Georgia	12/15/18	76-74	21-Martin,Remy	10-Cheatham,Zylan	5-Martin,Remy	3-Martin,Remy	None
at Vanderbilt	12/17/18	65-81	14-Edwards,Rob	14-Cheatham,Zylan	3-Edwards,Rob Dort,Luguentz	1-Edwards,Rob Lake,De'Quon Dort,Luguentz Lawrence,Kimani	1-Cheatham,Zylan
KANSAS	12/22/18	80-76	15-Edwards,Rob	11-Cheatham,Zylan	5-Dort,Luguentz	4-Cherry,Taeshon	2-White,Romello
PRINCETON	12/29/18	66-67	19-Martin,Remy	11-White,Romello	4-Cheatham,Zylan	1-Edwards,Rob Martin,Remy Lake,De'Quon Cheatham,Zylan	3-Cheatham,Zylan White,Romello
UTAH	01/03/19	86-96	22-Martin,Remy	7-White,Romello	6-Martin,Remy	2-Cherry,Taeshon Dort,Luguentz Edwards,Rob	2-Lake,De'Quon Cheatham,Zylan
COLORADO	01/05/19	83-61	19-White,Romello	8-White,Romello	8-Martin,Remy	2-Edwards,Rob Cherry,Taeshon Martin,Remy	1-Cheatham,Zylan
at California	01/09/19	80-66	24-Martin,Remy	6-Cheatham,Zylan Edwards,Rob	8-Martin,Remy	2-Dort,Luguentz	1-Edwards,Rob Cheatham,Zylan
at Stanford	01/12/19	71-85	16-Dort,Luguentz	12-Cheatham,Zylan	4-Cheatham,Zylan	2-Martin,Remy Cheatham,Zylan	1-White,Romello
OREGON STATE	01/17/19	70-67	13-Edwards,Rob	13-Cheatham,Zylan	6-Cheatham,Zylan	2-Dort,Luguentz	1-Lake,De'Quon Cherry,Taeshon
OREGON	01/19/19	78-64	17-Cheatham,Zylan	9-Cheatham,Zylan	8-Martin,Remy	2-Martin,Remy Lawrence,Kimani Cherry,Taeshon	1-Cheatham,Zylan Lawrence,Kimani White,Romello
at UCLA	01/24/19	84-73	16-Dort,Luguentz	20-Cheatham,Zylan	11-Martin,Remy	2-Cheatham,Zylan	1-Edwards,Rob
at Southern California	01/26/19	67-69	11-White,Romello	14-Cheatham,Zylan	7-Martin,Remy	2-Lawrence,Kimani	1-Dort,Luguentz
ARIZONA	01-31-19	95-88	31-Martin,Remy	22-Cheatham,Zylan	8-Martin,Remy	2-Edwards,Rob	2-White,Romello
WASHINGTON STATE	02/07/19	70-91	22-Dort,Luguentz	16-Cheatham,Zylan	8-Martin,Remy	4-Dort,Luguentz	1-Lake,De'Quon Dort,Luguentz
WASHINGTON	02/09/19	75-63	17-White,Romello	9-Cheatham,Zylan	7-Cheatham,Zylan	3-Dort,Luguentz	2-Cheatham,Zylan

2018-19 @SunDevilHoops
Arizona State Game-by-Game Highs (as of Mar 09, 2019)
All games

Opponent	Date	Score	Points	Rebounds	Assists	Steals	Blocked shots
at Colorado	02/13/19	73-77	21-Dort,Luguentz	10-Cheatham,Zylan	6-Martin,Remy	2-Edwards,Rob Cheatham,Zylan Dort,Luguentz	1-Lawrence,Kimani Cherry,Taeshon
at Utah	02/16/19	98-87	28-Edwards,Rob	10-Cheatham,Zylan	5-Martin,Remy	3-Martin,Remy	1-Lawrence,Kimani White,Romello Cheatham,Zylan
STANFORD	02/20/19	80-62	16-Edwards,Rob Martin,Remy	5-Dort,Luguentz Edwards,Rob Cheatham,Zylan Martin,Remy	6-Martin,Remy	2-Martin,Remy	2-Dort,Luguentz
CALIFORNIA	02/24/19	69-59	22-Dort,Luguentz	12-Cheatham,Zylan	5-Martin,Remy	2-Martin,Remy Edwards,Rob	2-Lake,De'Quon
at Oregon	02/28/19	51-79	13-Martin,Remy	7-Lake,De'Quon	6-Martin,Remy	4-Dort,Luguentz	3-Lake,De'Quon
at Oregon St.	03/03/19	74-71	20-Dort,Luguentz	10-Cheatham,Zylan	4-Martin,Remy	2-Dort,Luguentz Martin,Remy	2-White,Romello
at Arizona	03/09/19	72-64	27-Martin,Remy	8-Martin,Remy	7-Martin,Remy	3-Lake,De'Quon	2-Cheatham,Zylan

Individual Career History

Cheatham,Zylan

			Total		3-Point		F-Throws		Rebounds											Scoring	
Season	gp-gs	min/avg	fg-fga	pct	fg-fga	pct	ft-fta	pct	off	def	tot	avg	pf	fo	ast	to	blk	stl	pts	avg	
2015-16*	38-26	791/20.8	93-176	.528	3-17	.176	111-155	.716	62	143	205	5.4	87	2	36	72	26	22	300	7.9	
2016-17*	31-22	726/23.4	95-183	.519	2-12	.167	90-119	.756	69	125	194	6.3	83	2	43	60	18	33	282	9.1	
2018-19	30-30	971/32.4	125-235	.532	10-23	.435	89-149	.597	67	244	311	10.4	78	1	98	93	24	24	349	11.6	
TOTAL	30-30	971/32.4	125-235	.532	10-23	.435	89-149	.597	67	244	311	10.4	78	1	98	93	24	24	349	11.6	
All*	99-78	2488/25.1	313-594	.527	15-52	.288	290-423	.686	198	512	710	7.2	248	5	177	225	68	79	931	9.4	

* Statistics from prior team/school

Edwards,Rob

			Total		3-Point		F-Throws		Rebounds											Scoring	
Season	gp-gs	min/avg	fg-fga	pct	fg-fga	pct	ft-fta	pct	off	def	tot	avg	pf	fo	ast	to	blk	stl	pts	avg	
2015-16*	32-29	994/31.1	130-331	.393	49-124	.395	89-119	.748	21	104	125	3.9	71	0	46	109	1	37	398	12.4	
2016-17*	31-30	964/31.1	167-404	.413	63-178	.354	114-149	.765	29	110	139	4.5	68	0	53	95	5	41	511	16.5	
2018-19	24-18	685/28.5	82-235	.349	44-117	.376	57-71	.803	8	67	75	3.1	49	0	29	28	5	20	265	11.0	
TOTAL	24-18	685/28.5	82-235	.349	44-117	.376	57-71	.803	8	67	75	3.1	49	0	29	28	5	20	265	11.0	
All*	87-77	2643/30.4	379-970	.391	156-419	.372	260-339	.767	58	281	339	3.9	188	0	128	232	11	98	1174	13.5	

* Statistics from prior team/school

Lake,De'Quon

			Total		3-Point		F-Throws		Rebounds											Scoring	
Season	gp-gs	min/avg	fg-fga	pct	fg-fga	pct	ft-fta	pct	off	def	tot	avg	pf	fo	ast	to	blk	stl	pts	avg	
2017-18	32-1	546/17.1	91-128	.711	0-0	.000	47-71	.662	59	108	167	5.2	91	5	4	14	43	9	229	7.2	
2018-19	29-3	393/13.6	54-70	.771	0-0	.000	26-43	.605	49	65	114	3.9	77	3	3	22	23	8	134	4.6	
TOTAL	61-4	939/15.4	145-198	.732	0-0	.000	73-114	.640	108	173	281	4.6	168	8	7	36	66	17	363	6.0	

Lawrence,Kimani

			Total		3-Point		F-Throws		Rebounds											Scoring	
Season	gp-gs	min/avg	fg-fga	pct	fg-fga	pct	ft-fta	pct	off	def	tot	avg	pf	fo	ast	to	blk	stl	pts	avg	
2017-18	19-0	186/9.8	22-48	.458	3-15	.200	11-13	.846	10	23	33	1.7	31	0	3	9	8	7	58	3.1	
2018-19	30-15	748/24.9	87-214	.407	29-97	.299	59-79	.747	32	74	106	3.5	80	1	36	41	8	18	262	8.7	
TOTAL	49-15	934/19.1	109-262	.416	32-112	.286	70-92	.761	42	97	139	2.8	111	1	39	50	16	25	320	6.5	

Martin,Remy

			Total		3-Point		F-Throws		Rebounds										Scoring	
Season	gp-gs	min/avg	fg-fga	pct	fg-fga	pct	ft-fta	pct	off	def	tot	avg	pf	fo	ast	to	blk	stl	pts	avg
2017-18	32-0	762/23.8	107-236	.453	23-62	.371	71-94	.755	22	73	95	3.0	48	0	94	43	2	36	308	9.6
2018-19	28-24	934/33.4	128-313	.409	41-129	.318	80-110	.727	18	71	89	3.2	35	0	146	55	1	36	377	13.5
TOTAL	60-24	1696/28.3	235-549	.428	64-191	.335	151-204	.740	40	144	184	3.1	83	0	240	98	3	72	685	11.4

White,Romello

			Total		3-Point		F-Throws		Rebounds											Scoring	
Season	gp-gs	min/avg	fg-fga	pct	fg-fga	pct	ft-fta	pct	off	def	tot	avg	pf	fo	ast	to	blk	stl	pts	avg	
2017-18	31-31	752/24.3	120-184	.652	0-0	.000	85-154	.552	79	141	220	7.1	100	6	13	44	23	8	325	10.5	
2018-19	30-28	731/24.4	95-159	.597	0-0	.000	63-107	.589	67	89	156	5.2	95	5	9	39	17	12	253	8.4	
TOTAL	61-59	1483/24.3	215-343	.627	0-0	.000	148-261	.567	146	230	376	6.2	195	11	22	83	40	20	578	9.5	

2018-19 @SunDevilHoops
Arizona State Team Game-by-Game Comparison (as of Mar 09, 2019)
All games

Opponent	1st	2nd	Score	Mar	Total FG	FG Pct	3-Pointers	3FG Pct	Free Throws	FT Pct	Rebounds	Assist	T/Over	Block	Steal	Fouls
CSU FULLERTON	34/31	49/52	102-94	+8	33-78/34-74	.423/.459	10-26/7-24	.385/.292	26-44/19-26	.591/.731	58/42 +16	11/7	17/17	2/3	3/7	26/36
MCNEESE STATE	33/23	47/29	80-52	+28	27-58/15-47	.466/.319	5-19/5-20	.263/.250	21-27/17-29	.778/.586	43/30 +13	15/10	11/17	6/1	9/1	23/22
LONG BEACH STATE	38/16	52/42	90-58	+32	29-65/17-62	.446/.274	5-16/9-31	.313/.290	27-36/15-24	.750/.625	63/30 +33	17/14	18/16	7/4	7/11	23/27
Mississippi State	39/24	33/43	72-67	+5	26-58/25-69	.448/.362	7-17/8-30	.412/.267	13-18/9-10	.722/.900	40/34 +6	15/16	12/10	2/5	5/6	13/17
Utah State	37/35	50/47	87-82	+5	26-52/25-56	.500/.446	7-14/7-23	.500/.304	28-42/25-33	.667/.758	29/34 (5)	13/15	16/20	3/1	8/6	27/28
NEBRASKA OMAHA	50/40	39/31	89-71	+18	33-64/28-61	.516/.459	8-21/13-26	.381/.500	15-22/2-5	.682/.400	41/27 +14	19/14	13/18	5/2	9/5	13/19
TEXAS SOUTHERN	40/32	43/39	83-71	+12	31-56/24-67	.554/.358	8-25/10-35	.320/.286	13-25/13-22	.520/.591	48/34 +14	18/14	19/7	5/1	4/10	19/22
Nevada	36/24	30/48	66-72	(6)	25-62/25-55	.403/.455	5-20/3-18	.250/.167	11-17/19-24	.647/.792	40/31 +9	13/11	17/11	2/7	4/3	25/15
Georgia	33/47	43/27	76-74	+2	26-64/20-47	.406/.426	4-16/8-22	.250/.364	20-27/26-32	.741/.813	38/34 +4	8/11	12/19	0/7	8/6	23/21
Vanderbilt	28/34	37/47	65-81	(16)	21-65/24-55	.323/.436	7-24/12-28	.292/.429	16-20/21-29	.800/.724	42/39 +3	9/13	10/10	1/4	4/3	19/18
KANSAS	31/39	49/37	80-76	+4	26-63/27-65	.413/.415	8-21/7-28	.381/.250	20-32/15-16	.625/.938	41/40 +1	13/13	11/16	5/5	9/6	12/22
PRINCETON	30/37	36/30	66-67	(1)	20-62/20-57	.323/.351	2-15/10-31	.133/.323	24-32/17-22	.750/.773	45/42 +3	8/13	7/11	8/2	4/2	17/24
UTAH	43/39	43/57	86-96	(10)	30-65/29-57	.462/.509	11-28/16-30	.393/.533	15-25/22-27	.600/.815	34/38 (4)	15/19	9/14	5/3	6/7	18/21
COLORADO	44/26	39/35	83-61	+22	32-56/19-58	.571/.328	7-21/5-26	.333/.192	12-19/18-22	.632/.818	42/28 +14	24/10	16/15	1/4	8/10	19/21
California	33/35	47/31	80-66	+14	28-59/20-52	.475/.385	8-26/8-21	.308/.381	16-23/18-24	.696/.750	34/33 +1	16/8	9/13	2/2	6/2	20/20
Stanford	38/40	33/45	71-85	(14)	28-68/32-60	.412/.533	9-20/9-23	.450/.391	6-17/12-19	.353/.632	43/37 +6	9/18	19/14	1/7	7/9	19/17
OREGON STATE	31/22	39/45	70-67	+3	25-57/22-56	.439/.393	10-25/10-29	.400/.345	10-22/13-20	.455/.650	41/34 +7	15/17	11/10	2/2	3/7	21/19
OREGON	39/39	39/25	78-64	+14	25-49/21-63	.510/.333	11-28/10-31	.393/.323	17-21/12-13	.810/.923	31/38 (7)	17/11	15/15	3/1	6/5	15/22
UCLA	43/44	41/29	84-73	+11	31-69/27-66	.449/.409	7-27/9-25	.259/.360	15-21/10-21	.714/.476	48/40 +8	18/17	17/15	1/2	5/7	21/20
Southern California	38/35	29/34	67-69	(2)	19-62/25-60	.306/.417	7-21/8-26	.333/.308	22-25/11-18	.880/.611	49/35 +14	10/14	15/10	1/2	5/9	17/21
ARIZONA	36/33	47/50	95-88	+7	30-54/27-67	.556/.403	9-19/14-28	.474/.500	26-35/20-27	.743/.741	38/35 +3	18/15	13/9	4/0	5/8	23/26
WASHINGTON STATE	33/50	37/41	70-91	(21)	23-68/26-60	.338/.433	5-33/12-30	.152/.400	19-33/27-33	.576/.818	41/48 (7)	11/22	17/19	2/5	15/11	24/24
WASHINGTON	34/26	41/37	75-63	+12	29-47/21-57	.617/.368	6-17/10-32	.353/.313	11-19/11-20	.579/.550	40/23 +17	18/10	24/17	4/2	6/12	19/22
Colorado	32/32	41/45	73-77	(4)	25-59/28-57	.424/.491	10-23/5-18	.435/.278	13-22/16-21	.591/.762	33/39 (6)	11/16	11/12	2/1	7/4	20/16
Utah	47/42	51/45	98-87	+11	34-63/28-52	.540/.538	10-22/8-23	.455/.348	20-24/23-36	.833/.639	35/29 +6	13/14	10/13	3/8	6/7	26/21
STANFORD	42/34	38/28	80-62	+18	27-52/21-56	.519/.375	9-21/2-21	.429/.095	17-27/18-29	.630/.621	37/34 +3	13/10	13/13	4/2	3/5	24/26
CALIFORNIA	28/34	41/25	69-59	+10	23-55/20-54	.418/.370	7-21/9-20	.333/.450	16-21/10-12	.762/.833	35/35 -	12/11	11/17	2/5	7/6	12/16
Oregon	26/34	25/45	51-79	(28)	17-53/30-61	.321/.492	3-24/9-25	.125/.360	14-26/10-16	.538/.625	26/44 (18)	7/14	14/15	4/1	5/9	16/22
Oregon St.	30/37	44/34	74-71	+3	25-53/22-56	.472/.393	8-20/6-22	.400/.273	16-25/21-27	.640/.778	34/40 (6)	12/14	7/13	3/7	7/4	24/20
Arizona	33/33	39/31	72-64	+8	25-51/20-48	.490/.417	5-16/5-19	.313/.263	17-25/19-27	.680/.704	34/31 +3	13/12	16/17	4/1	7/4	22/23

Note: Game totals are displayed in the format TEAM/OPPONENT for each category

2018-19 @SunDevilHoops
Arizona State Points-Rebounds-Assists (as of Mar 09, 2019)
All games

Opponent	Date	Score		00 DORT,LUGUE	01 MARTIN,REM	02 EDWARDS,RO	10 SHIBEL,VIT	11 VALTONEN,E	14 LAWRENCE,K	21 ROGGIN,JAC
CSU FULLERTON	11/6/18	102-94	w	28-9-1	8-5-3	14-6-2	DNP	0-0-0	16-6-2	DNP
MCNEESE STATE	11/9/18	80-52	w	25-2-1	6-3-5	DNP	0-2-0	0-0-0	16-6-1	DNP
LONG BEACH STATE	11/12/18	90-58	w	12-12-4	15-2-5	DNP	0-2-0	2-1-0	13-3-2	0-0-0
vs Mississippi State	11/19/18	72-67	w	17-9-2	16-2-7	DNP	DNP	DNP	22-5-1	DNP
vs Utah State	11/21/18	87-82	w	33-7-4	13-2-0	DNP	DNP	DNP	10-2-2	DNP
NEBRASKA OMAHA	11/28/18	89-71	w	19-5-4	DNP	DNP	3-0-0	0-0-0	18-4-5	DNP
TEXAS SOUTHERN	12/01/18	83-71	w	18-2-2	DNP	DNP	3-1-0	0-0-0	13-8-5	DNP
vs Nevada	12/07/18	66-72	L	24-4-0	5-4-4	0-2-0	DNP	DNP	8-1-1	DNP
at Georgia	12/15/18	76-74	w	12-4-1	21-8-5	0-2-0	0-0-0	0-0-0	8-0-0	DNP
at Vanderbilt	12/17/18	65-81	L	10-1-3	9-3-1	14-0-3	DNP	DNP	7-8-1	DNP
KANSAS	12/22/18	80-76	w	13-4-5	10-4-4	15-4-1	DNP	DNP	7-3-1	DNP
PRINCETON	12/29/18	66-67	L	6-6-2	19-2-0	11-2-1	DNP	0-0-0	5-3-1	DNP
UTAH	01/03/19	86-96	L	14-2-4	22-3-6	14-3-1	0-0-0	0-0-0	2-3-1	DNP
COLORADO	01/05/19	83-61	w	14-4-2	0-3-8	9-3-3	DNP	0-0-1	11-3-2	DNP
at California	01/09/19	80-66	w	13-2-3	24-2-8	13-6-2	DNP	DNP	3-4-1	DNP
at Stanford	01/12/19	71-85	L	16-2-0	8-3-1	13-2-3	0-0-0	3-0-0	10-6-0	DNP
OREGON STATE	01/17/19	70-67	w	9-3-3	10-2-3	13-3-2	DNP	DNP	5-1-1	DNP
OREGON	01/19/19	78-64	w	12-2-5	11-3-8	8-2-1	0-0-0	DNP	10-4-1	DNP
at UCLA	01/24/19	84-73	w	16-4-1	15-1-11	10-3-0	0-0-0	DNP	15-5-1	DNP
at Southern California	01/26/19	67-69	L	9-6-0	10-5-7	6-4-0	0-0-0	3-1-0	10-4-2	DNP
ARIZONA	01-31-19	95-88	w	15-4-6	31-1-8	19-1-0	DNP	DNP	2-0-0	DNP
WASHINGTON STATE	02/07/19	70-91	L	22-4-1	9-4-8	6-4-0	0-0-0	6-0-0	13-8-0	DNP
WASHINGTON	02/09/19	75-63	w	15-5-6	13-2-5	12-8-0	DNP	0-1-0	7-2-0	DNP
at Colorado	02/13/19	73-77	L	21-4-2	9-4-6	4-1-2	DNP	0-1-0	9-3-0	DNP
at Utah	02/16/19	98-87	w	17-5-2	16-3-5	28-2-2	0-0-0	2-0-0	2-3-1	DNP
STANFORD	02/20/19	80-62	w	11-5-1	16-5-6	16-5-4	DNP	0-0-0	7-3-0	0-0-0
CALIFORNIA	02/24/19	69-59	w	22-6-2	8-2-5	16-2-1	DNP	0-0-0	2-3-1	DNP
at Oregon	02/28/19	51-79	L	7-1-1	13-1-6	11-5-0	0-1-0	0-0-0	1-1-0	DNP
at Oregon St.	03/03/19	74-71	w	20-4-1	13-2-4	13-3-1	0-0-0	DNP	0-2-3	DNP
at Arizona	03/09/19	72-64	w	15-2-3	27-8-7	0-2-0	DNP	0-4-1	10-2-0	DNP

Opponent	Date	Score		23 WHITE,ROME	24 SALZMAN,JO	25 FOGERTY,GR	32 LAKE,DE'QU	35 CHERRY,TAE	45 CHEATHAM,Z
CSU FULLERTON	11/6/18	102-94	w	10-6-0	DNP	DNP	9-9-0	3-5-0	12-9-3
MCNEESE STATE	11/9/18	80-52	w	1-2-0	0-0-0	0-0-0	7-5-0	6-3-1	16-12-6
LONG BEACH STATE	11/12/18	90-58	w	12-9-1	0-0-0	0-0-0	10-7-0	6-5-1	12-9-1
vs Mississippi State	11/19/18	72-67	w	1-5-1	DNP	DNP	4-5-2	0-2-1	12-9-1
vs Utah State	11/21/18	87-82	w	3-5-0	DNP	DNP	3-3-1	15-2-0	8-3-6
NEBRASKA OMAHA	11/28/18	89-71	w	8-3-0	DNP	DNP	9-11-0	19-4-1	13-12-9
TEXAS SOUTHERN	12/01/18	83-71	w	19-14-1	DNP	DNP	2-0-0	14-4-0	14-13-10
vs Nevada	12/07/18	66-72	L	2-3-1	DNP	DNP	6-2-0	6-4-1	13-10-4
at Georgia	12/15/18	76-74	w	16-2-1	DNP	DNP	4-3-0	5-3-0	10-10-1
at Vanderbilt	12/17/18	65-81	L	9-5-0	DNP	DNP	0-3-0	7-4-1	9-14-0
KANSAS	12/22/18	80-76	w	11-5-1	DNP	DNP	3-3-0	8-2-0	13-11-1
PRINCETON	12/29/18	66-67	L	18-11-0	DNP	DNP	3-5-0	0-1-0	4-9-4
UTAH	01/03/19	86-96	L	7-7-0	DNP	DNP	5-6-0	5-2-0	17-5-3
COLORADO	01/05/19	83-61	w	19-8-1	DNP	DNP	12-7-0	6-2-2	12-7-5
at California	01/09/19	80-66	w	7-4-0	DNP	DNP	3-4-0	0-3-0	17-6-2
at Stanford	01/12/19	71-85	L	3-5-0	2-0-0	2-0-1	4-4-0	2-2-0	8-12-4
OREGON STATE	01/17/19	70-67	w	11-8-0	DNP	DNP	0-2-0	12-6-0	10-13-6
OREGON	01/19/19	78-64	w	5-4-0	DNP	DNP	0-1-0	15-1-1	17-9-1
at UCLA	01/24/19	84-73	w	6-6-0	DNP	DNP	8-2-0	5-3-0	9-20-5
at Southern California	01/26/19	67-69	L	11-7-0	DNP	DNP	8-6-0	DNP	10-14-1
ARIZONA	01-31-19	95-88	w	13-4-1	DNP	DNP	4-3-0	0-2-0	11-22-3
WASHINGTON STATE	02/07/19	70-91	L	4-1-0	DNP	0-0-0	2-2-0	DNP	8-16-2
WASHINGTON	02/09/19	75-63	w	17-8-0	DNP	DNP	2-2-0	DNP	9-9-7
at Colorado	02/13/19	73-77	L	10-3-0	DNP	DNP	0-1-0	8-3-0	12-10-1
at Utah	02/16/19	98-87	w	6-5-0	DNP	DNP	DNP	3-2-0	24-10-3
STANFORD	02/20/19	80-62	w	9-4-0	0-0-0	0-0-0	3-4-0	11-2-0	7-5-2
CALIFORNIA	02/24/19	69-59	w	2-2-0	DNP	DNP	8-4-0	3-3-0	8-12-3
at Oregon	02/28/19	51-79	L	1-2-0	0-0-0	DNP	7-7-0	2-0-0	9-4-0
at Oregon St.	03/03/19	74-71	w	7-3-1	DNP	DNP	6-2-0	3-1-0	12-10-2
at Arizona	03/09/19	72-64	w	5-5-0	DNP	DNP	2-1-0	DNP	13-6-2

Official Basketball Box Score -- Game Totals -- Final Statistics

Arizona St. vs Arizona

03/09/19 2:00 pm at

Arizona St. 72 • 21-9

##	Player		Total		3-Ptr	Rebounds			PF	TP	A	TO	Blk	Stl	Min
			FG-FGA	FG-FGA	FT-FTA	Off	Def	Tot							
32	Lake,De'Quon	f	1-2	0-0	0-1	0	1	1	4	2	0	0	0	3	17
45	Cheatham,Zylan	f	4-10	1-1	4-7	2	4	6	2	13	2	4	2	0	35
00	Dort,Luguentz	g	6-11	3-7	0-0	0	2	2	3	15	3	0	0	1	25
01	Martin,Remy	g	10-17	0-4	7-9	0	8	8	2	27	7	4	0	0	37
02	Edwards,Rob	g	0-5	0-2	0-0	0	2	2	2	0	0	3	0	0	18
11	Valtonen,Elias		0-0	0-0	0-0	0	4	4	1	0	1	1	1	0	9
14	Lawrence,Kimani		3-4	1-2	3-4	0	2	2	3	10	0	1	1	2	33
23	White,Romello		1-2	0-0	3-4	0	5	5	5	5	0	2	0	1	26
Team						3	1	4				1			
Totals			25-51	5-16	17-25	5	29	34	22	72	13	16	4	7	200

FG % 1st Half: 12-24 50.0% 2nd half: 13-27 48.1% Game: 25-51 49.0%
 3FG % 1st Half: 4-7 57.1% 2nd half: 1-9 11.1% Game: 5-16 31.3%
 FT % 1st Half: 5-9 55.6% 2nd half: 12-16 75.0% Game: 17-25 68.0%

Deadball
Rebounds
2

Arizona 64 • 17-14

##	Player		Total		3-Ptr	Rebounds			PF	TP	A	TO	Blk	Stl	Min
			FG-FGA	FG-FGA	FT-FTA	Off	Def	Tot							
10	Ryan Luther	f	5-13	2-9	0-0	2	1	3	4	12	1	1	0	0	34
11	Ira Lee	f	3-3	0-0	1-4	0	3	3	1	7	1	2	1	0	19
03	Dylan Smith	g	3-5	1-2	2-3	0	7	7	3	9	1	3	0	3	30
05	Brandon Randolph	g	4-10	1-3	3-4	0	3	3	2	12	0	3	0	0	27
12	Justin Coleman	g	2-9	1-3	4-4	0	5	5	5	9	4	1	0	1	32
01	Devonaire Doutrive		0-1	0-1	0-0	0	1	1	0	0	0	0	0	0	5
02	Brandon Williams		0-2	0-0	4-4	0	2	2	5	4	3	3	0	0	15
04	Chase Jeter		3-4	0-0	5-8	0	4	4	2	11	2	2	0	0	27
23	Alex Barcello		0-1	0-1	0-0	1	0	1	1	0	0	1	0	0	11
Team						1	1	2				1			
Totals			20-48	5-19	19-27	4	27	31	23	64	12	17	1	4	200

FG % 1st Half: 9-23 39.1% 2nd half: 11-25 44.0% Game: 20-48 41.7%
 3FG % 1st Half: 2-11 18.2% 2nd half: 3-8 37.5% Game: 5-19 26.3%
 FT % 1st Half: 13-15 86.7% 2nd half: 6-12 50.0% Game: 19-27 70.4%

Deadball
Rebounds
3

Officials: Nate Harris, Frank Harvey, Mike Reed

Technical fouls: Arizona St.-Dort,Luguentz. Arizona-None.

Attendance: 14291

2018-19 Men's Basketball. Round: 0. Arizona vs Arizona St.. Played at .

Score by periods	1st	2nd	Total
Arizona St.	33	39	72
Arizona	33	31	64

	In	Off	2nd	Fast	
Points	Paint	T/O	Chance	Break	Bench
ASU	28	23	1	14	15
UA	28	14	0	16	15

Last FG - ASU 2nd-02:09, UA 2nd-01:41.
 Largest lead - ASU by 10 2nd-01:55, UA by 6 1st-11:41.

Score tied - 8 times.
 Lead changed - 15 times.

Official Basketball Box Score -- Game Totals -- Final Statistics

Arizona St. vs Oregon St.

03/03/19 5:00 pm at

Arizona St. 74 • 20-9

##	Player		Total	3-Ptr	FT-FTA	Rebounds			PF	TP	A	TO	Blk	Stl	Min
			FG-FGA	FG-FGA		Off	Def	Tot							
23	White, Romello	f	3-6	0-0	1-2	1	2	3	4	7	1	1	2	0	17
45	Cheatham, Zylan	f	6-10	0-1	0-1	0	10	10	1	12	2	2	1	1	37
00	Dort, Luguentz	g	4-8	4-6	8-12	1	3	4	3	20	1	1	0	2	32
01	Martin, Remy	g	4-9	1-4	4-6	2	0	2	4	13	4	0	0	2	25
02	Edwards, Rob	g	5-12	2-5	1-2	0	3	3	2	13	1	3	0	0	36
10	Shibel, Vitaliy		0-0	0-0	0-0	0	0	0	1	0	0	0	0	0	3
14	Lawrence, Kimani		0-3	0-1	0-0	0	2	2	3	0	3	0	0	0	27
32	Lake, De'Quon		2-2	0-0	2-2	2	0	2	5	6	0	0	0	1	13
35	Cherry, Taeshon		1-3	1-3	0-0	0	1	1	1	3	0	0	0	1	10
Team						2	5	7							
Totals			25-53	8-20	16-25	8	26	34	24	74	12	7	3	7	200

FG % 1st Half: 11-28 39.3% 2nd half: 14-25 56.0% Game: 25-53 47.2%
 3FG % 1st Half: 2-9 22.2% 2nd half: 6-11 54.5% Game: 8-20 40.0%
 FT % 1st Half: 6-9 66.7% 2nd half: 10-16 62.5% Game: 16-25 64.0%

Deadball
Rebounds
2

Oregon St. 71 • 17-11

##	Player		Total	3-Ptr	FT-FTA	Rebounds			PF	TP	A	TO	Blk	Stl	Min
			FG-FGA	FG-FGA		Off	Def	Tot							
03	Tinkle, Tres	f	7-15	3-6	7-9	2	4	6	1	24	3	1	0	2	39
24	Kelley, Kylor	f	3-5	0-0	2-2	1	3	4	1	8	0	2	5	0	31
23	Rakocevic, Gligorije	c	1-3	0-1	0-0	2	3	5	4	2	0	2	1	0	22
01	Thompson Jr, Stephen	g	4-15	1-8	1-1	0	3	3	4	10	1	3	0	2	34
05	Thompson, Ethan	g	6-12	2-4	6-8	5	8	13	2	20	9	3	0	0	37
04	Hollins, Alfred		1-3	0-1	0-1	0	3	3	2	2	1	1	0	0	14
11	Reichle, Zach		0-2	0-1	2-2	1	2	3	1	2	0	1	0	0	8
13	Vernon, Antoine		0-1	0-1	2-2	1	0	1	3	2	0	0	0	0	8
22	Washington, Warren		0-0	0-0	1-2	0	1	1	2	1	0	0	1	0	7
Team						1	0	1							
Totals			22-56	6-22	21-27	13	27	40	20	71	14	13	7	4	200

FG % 1st Half: 11-31 35.5% 2nd half: 11-25 44.0% Game: 22-56 39.3%
 3FG % 1st Half: 5-14 35.7% 2nd half: 1-8 12.5% Game: 6-22 27.3%
 FT % 1st Half: 10-13 76.9% 2nd half: 11-14 78.6% Game: 21-27 77.8%

Deadball
Rebounds
1

Officials: Eric Curry, Gregory Nixon, Randy McCall

Technical fouls: Arizona St.-TEAM. Oregon St.-None.

Attendance: 6023

2018-19 Men's Basketball. Round: 0. Arizona St. vs Oregon St.. Played at .

Score by periods	1st	2nd	Total
Arizona St.	30	44	74
Oregon St.	37	34	71

	In	Off	2nd	Fast	
Points	Paint	T/O	Chance	Break	Bench
ASU	26	19	7	0	9
OSU	28	6	17	2	7

Last FG - ASU 2nd-00:58, OSU 2nd-00:48.
 Largest lead - ASU by 4 1st-05:43, OSU by 7 1st-00:00.

Score tied - 12 times.
 Lead changed - 20 times.

2018-19 @SUNDEVILHOOPS BOX SCORES GAMES 1-4

Official Basketball Box Score -- Game Totals -- Final Statistics CSU Fullerton vs Arizona State 11/6/18 6 p.m. at Tempe, Ariz. (Wells Fargo Arena)

CSU Fullerton 94 • 0-1

#	Player	Total		3-Ptr		Rebounds			PF	TP	A TO Blk Stl				Min
		FG-FGA	FT-FTA	FG-FGA	FT-FTA	Off	Def	Tot			A	TO	Blk	Stl	
00	Allman, Kyle	* 13-26	5-11	4-6	2 5 7	4	35	0 5 0 1	46						
05	Clare, Davon	* 5-9	1-3	0-0	1 6 7	5	11	0 2 1 0	37						
10	Awosika, Austen	* 3-9	0-0	3-5	0 6 6	5	9	7 2 2 1	42						
14	Ahmad, Khalil	* 10-22	1-6	10-12	1 4 5	3	31	0 3 0 2	48						
24	Pitts, Josh	* 0-1	0-0	0-0	0 0 0	4	0	0 1 0 0	4						
01	Smith, Jamal	* 0-1	0-1	0-0	0 1 1	5	0	0 3 0 1	14						
11	Arnold, Wayne	* 0-2	0-2	0-0	0 0 0	1	0	0 0 0 0	8						
21	Heinzl, Dominik	* 1-1	0-0	0-0	0 1 1	0	2	0 0 0 0	6						
22	Kuljuhovic, Amel	* 1-1	0-0	0-1	0 3 3	5	2	0 1 0 2	20						
23	Ozegovic, Gaber	* 0-0	0-0	0-0	0 0 0	1	0	0 0 0 0	2						
33	Wang, Johnny	* 1-2	0-1	2-2	0 4 4	3	4	0 0 0 0	23						
Team					3 5 8										
Totals		34-74	7-24	19-26	7 35 42	36	94	7 17 3 7	250						
FG % 1st Half: 11-25		44.0%	2nd half: 18-32	56.3%	OT: 5-17	29.4%	Game: 34-74	45.9%	Deadball Rebounds						
3FG % 1st Half: 3-10		30.0%	2nd half: 3-7	42.9%	OT: 1-7	14.3%	Game: 7-24	29.2%							
FT % 1st Half: 6-7		85.7%	2nd half: 13-19	68.4%	OT: 0-0	0.0%	Game: 19-26	73.1%	2						

Arizona State 102 • 1-0

#	Player	Total		3-Ptr		Rebounds			PF	TP	A TO Blk Stl				Min
		FG-FGA	FT-FTA	FG-FGA	FT-FTA	Off	Def	Tot			A	TO	Blk	Stl	
14	Lawrence,Kimani	r 4-10	3-6	5-6	3 3 6	3	16	2 1 0 0	36						
23	White,Romello	r 5-8	0-0	0-2	2 4 6	4	10	0 2 0 0	35						
43	Cheatham,Zylan	r 2-5	1-2	7-13	4 5 9	5	12	3 4 0 0	34						
00	Dort,Luguentz	g 9-22	3-7	7-13	3 6 9	3	28	1 4 0 3	36						
02	Edwards,Rob	g 4-15	2-5	4-4	0 6 6	4	14	2 1 0 0	41						
01	Martin,Remy	* 3-8	0-3	2-4	1 4 5	1	8	3 0 0 0	31						
03	Mitchell,Mickey	* 1-2	0-0	0-0	0 1 1	1	2	0 0 0 0	5						
11	Valtonen,Elias	* 0-0	0-0	0-0	0 0 0	0	0	0 0 0 0	2						
32	Lake,De'Quon	* 4-5	0-0	1-2	5 4 9	4	9	0 5 2 0	15						
35	Cherry,Taeshon	* 1-3	1-3	0-0	0 5 5	1	3	0 0 0 0	15						
Team					2 0 2										
Totals		33-78	10-26	26-44	20 38 58	26	102	11 17 2 3	250						
FG % 1st Half: 12-36		33.3%	2nd half: 15-29	55.2%	OT: 5-13	38.5%	Game: 33-78	42.3%	Deadball Rebounds						
3FG % 1st Half: 4-12		33.3%	2nd half: 6-10	60.0%	OT: 0-4	0.0%	Game: 10-26	38.5%	8						
FT % 1st Half: 6-10		60.0%	2nd half: 11-19	57.9%	OT: 9-15	60.0%	Game: 26-44	59.1%							

Officials: Mike Scypfers, Kevin Brill, D.G. Nelson

Technical fouls: CSU Fullerton-None. Arizona State-None.

Attendance: 9145

CSUF #5-Clare fouls out 1:46 in 1OT; CSUF #22-Kuljuhovic fouls out 1:45 in 1OT

CSUF #1-Smith fouls out with 4:19 in 2OT; CSUF #10-Awosika fouls 2:01 in 2OT

Score by periods	1st	2nd	OT	OT2	Total
CSU Fullerton	31	52	6	5	94
Arizona State	34	49	6	13	102

Points	In Paint	Off T/O	2nd Chance	Fast Break	Bench
CSU	42	15	7	16	8
ASU	40	17	19	8	22

Last FG - CSF OT2-00:27, ASU OT2-00:48.

Largest lead - CSF by 5 1st-13:09, ASU by 10 OT2-00:48.

CSF led for 11:41. ASU led for 31:07. Game was tied for 07:12.

Score tied - 13 times.

Lead changed - 13 times.

Official Basketball Box Score -- Game Totals -- Final Statistics McNeese State vs Arizona State 11/9/18 7 p.m. at Tempe, Ariz. (Wells Fargo Arena)

McNeese State 52 • 0-2

#	Player	Total		3-Ptr		Rebounds			PF	TP	A TO Blk Stl				Min
		FG-FGA	FT-FTA	FG-FGA	FT-FTA	Off	Def	Tot			A	TO	Blk	Stl	
00	Hines, Malik	* 0-0	0-0	1-6	0 1 1	4	1	3 3 0 0	24						
02	Harvey, James	* 2-9	2-8	2-2	1 0 1	1	8	0 2 0 0	32						
05	Hunt, Kevin	* 4-11	2-4	5-5	1 1 2	4	15	3 2 0 0	25						
14	Touchett, Trey	* 2-6	1-4	0-0	0 4 4	5	0	1 0 0 0	23						
24	Robinson, Will	* 3-8	0-1	3-6	0 5 5	3	9	0 1 0 0	30						
03	Laku, Richard	* 0-0	0-0	0-0	0 0 0	0	0	1 0 0 0	2						
10	Greenwood, Jarren	* 0-1	0-1	0-0	0 0 0	0	0	2 0 0 0	9						
11	Hutchinson, Myles	* 0-2	0-0	0-0	0 0 0	0	0	1 2 0 0	7						
22	Brown, Roydell	* 3-8	0-2	3-6	4 4 8	3	9	0 2 0 1	31						
23	Kennedy, Shamarkus	* 0-1	0-0	3-4	1 4 5	3	3	0 4 1 0	15						
30	Brown, AJ	* 1-1	0-0	0-0	0 0 0	0	2	0 0 0 0	2						
Team					3 1 4										
Totals		15-47	5-20	17-29	10 20 30	22	52	10 17 1 1	200						
FG % 1st Half: 6-24		25.0%	2nd half: 9-23	39.1%	Game: 15-47	31.9%	Deadball Rebounds								
3FG % 1st Half: 2-11		18.2%	2nd half: 3-9	33.3%	Game: 5-20	25.0%									
FT % 1st Half: 9-12		75.0%	2nd half: 8-17	47.1%	Game: 17-29	58.6%									

Arizona State 80 • 2-0

#	Player	Total		3-Ptr		Rebounds			PF	TP	A TO Blk Stl				Min
		FG-FGA	FT-FTA	FG-FGA	FT-FTA	Off	Def	Tot			A	TO	Blk	Stl	
00	Dort,Luguentz	* 10-18	2-6	3-3	1 1 2	2	25	1 1 1 3	30						
01	Martin,Remy	* 1-5	1-5	3-4	1 2 3	2	6	5 4 0 1	28						
14	Lawrence,Kimani	* 6-12	2-4	2-2	2 4 6	2	16	1 2 0 1	28						
23	White,Romello	* 0-2	0-0	1-2	0 2 2	3	1	0 0 1 2	22						
43	Cheatham,Zylan	* 4-8	0-2	8-11	3 9 12	3	16	6 1 1 2	27						
03	Mitchell,Mickey	* 0-1	0-0	1-2	1 2 3	1	1	1 2 0 0	11						
05	Felt,Kyle	* 1-1	0-0	0-0	0 0 0	0	2	0 0 0 0	1						
10	Shibei,Vitaliy	* 0-0	0-0	0-0	2 0 2	2	0	0 0 0 0	5						
11	Valtonen,Elias	* 0-0	0-0	0-0	0 0 0	0	0	0 0 0 0	2						
24	Salzman,Jordan	* 0-1	0-0	0-0	0 0 0	0	0	0 0 0 0	1						
25	Fogerty,Grant	* 0-0	0-0	0-0	0 0 0	0	0	0 0 0 0	1						
31	Thompson,Trevor	* 0-0	0-0	0-0	0 0 0	0	0	0 0 0 0	1						
32	Lake,De'Quon	* 3-5	0-0	1-1	1 4 5	5	7	0 0 3 0	16						
35	Cherry,Taeshon	* 2-5	0-2	2-2	1 2 3	3	6	1 1 0 0	27						
Team					3 2 5										
Totals		27-58	5-19	21-27	15 28 43	23	80	15 11 6 9	200						
FG % 1st Half: 11-29		37.9%	2nd half: 16-29	55.2%	Game: 27-58	46.6%	Deadball Rebounds								
3FG % 1st Half: 1-8		12.5%	2nd half: 4-11	36.4%	Game: 5-19	26.3%									
FT % 1st Half: 10-14		71.4%	2nd half: 11-13	84.6%	Game: 21-27	77.8%									

Officials: Bob Staffen, Rodrick Dixon, Daryl Gelinan

Technical fouls: McNeese State-None. Arizona State-None.

Attendance: 8515

Score by periods	1st	2nd	Total
McNeese State	33	29	52
Arizona State	23	47	80

Points	In Paint	Off T/O	2nd Chance	Fast Break	Bench
MCN	18	12	5	2	14
ASU	42	26	12	16	16

Last FG - MCN 2nd-00:51, ASU 2nd-01:09.

Largest lead - MCN by 5 1st-16:17, ASU by 32 2nd-04:44.

MCN led for 06:17. ASU led for 32:51. Game was tied for 00:17.

Score tied - 0 times.

Lead changed - 1 time.

Official Basketball Box Score -- Game Totals -- Final Statistics Long Beach State vs Arizona State 11/12/18 7 p.m. at Tempe, Ariz. (Wells Fargo Arena)

Long Beach State 58 • 1-2

#	Player	Total		3-Ptr		Rebounds			PF	TP	A TO Blk Stl				Min
		FG-FGA	FT-FTA	FG-FGA	FT-FTA	Off	Def	Tot			A	TO	Blk	Stl	
02	Roberts, Jordan	r	1-3	0-0	0-0	0	3	3	1	2	1	1	0	0	15
05	Riggins, Mason	r	3-5	0-0	0-0	1	5	6	4	6	1	0	1	0	27
24	Yussuf, Temidayo	c	0-1	0-0	1-2	2	3	5	5	1	0	2	0	1	16
10	Alberts, Bryan	g	3-10	2-6	0-0	1	1	2	8	1	1	1	0	3	26
15	Booker, Deishuan	g	1-8	0-4	6-7	0	1	1	4	8	5	4	0	2	20
01	Freeman, Ron		1-8	1-7	5-10	0	0	0	0	8	2	0	0	4	16
03	Cobb, Drew		0-1	0-0	0-0	0	1	1	0	0	0	1	0	0	9
04	Byers, KJ		1-3	1-2	1-3	2	3	5	3	4	2	2	2	0	18
11	Griffin, Jordan		3-8	3-7	0-0	0	0	0	0	9	0	0	1	0	14
12	Jackson, Breyon		0-2	0-0	2-2	1	1	2	0	2	0	0	0	0	10
13	Mims, Demetrius		2-2	1-1	0-0	0	1	1	4	5	0	1	0	0	6
20	Richard, Breamong		1-3	0-0	0-0	0	0	0	2	2	1	1	0	1	9
23	Maxhuni, Edon		1-8	1-4	0-0	0	0	0	2	3	1	2	0	0	14
	Team					0	4	4			1				20
	Totals		17-62	9-31	15-24	7	23	30	27	58	14	16	4	11	100
	FG % 1st Half: 6-32	18.8%	2nd half: 11-30	36.7%	Game: 17-62	27.4%									Deadball
3FG	% 1st Half: 2-15	13.3%	2nd half: 7-16	43.8%	Game: 9-31	29.0%									Rebounds
FT	% 1st Half: 2-5	40.0%	2nd half: 13-19	68.4%	Game: 15-24	62.5%									2

2018-19 @SUNDEVILHOOPS BOX SCORES GAMES 5-8

Official Basketball Box Score -- Game Totals -- Final Statistics Arizona State vs Utah State 11/21/18 8:00pm at T-Mobile Arena Las Vegas, NV

Arizona State 87 • 5-0

#	Player	Total		3-Ptr		Rebounds			PF	TP	A TO Blk Stl				Min
		FG-FGA	FG-FGA	FT-FTA	Off Def Tot										
00	Dort,Luguentz	* 10-15	2-3	11-14	2 5 7	3	33	4 5 0 2	3		3				39
01	Martin,Remy	* 5-13	1-2	2-2	0 2 2	0	13	0 0 0 2	3		4				34
14	Lawrence,Kimani	* 1-8	1-4	7-8	0 2 2	4	10	2 3 0 0	0		3				36
23	White,Romello	* 1-3	0-0	1-1	3 2 5	5	3	0 2 0 0	0		2				20
45	Cheatham,Zylan	* 2-4	0-0	4-8	0 3 3	4	8	6 2 1 1	1		2				25
03	Mitchell,Mickey	1-1	0-0	0-6	0 2 2	2	2	0 0 0 1	1		0				12
32	Lake,De'Quon	1-1	0-0	1-1	1 2 3	5	3	1 1 1 1	1		1				13
35	Cherry,Taeshon	5-7	3-5	2-2	0 2 2	4	15	0 0 1 1	1		2				21
Team					1 2 3										
Totals		26-52	7-14	28-42	7 22 29	27	87	13 16 3 8							200
FG % 1st Half: 11-29 37.9% 2nd half: 15-23 65.2% Game: 26-52 50.0% Deadball Rebounds 9															
3FG % 1st Half: 3-6 50.0% 2nd half: 4-8 50.0% Game: 7-14 50.0%															
FT % 1st Half: 12-19 63.2% 2nd half: 16-23 69.6% Game: 28-42 66.7%															

Utah State 82 • 5-1

#	Player	Total		3-Ptr		Rebounds			PF	TP	A TO Blk Stl				Min
		FG-FGA	FG-FGA	FT-FTA	Off Def Tot										
04	Ainge,Crew	* 1-3	1-3	0-0	1 1 2	4	3	3 2 0 0	0		1				17
05	Merrill,Sam	* 8-18	3-7	8-9	0 5 5	4	27	1 0 0 0	0		3				35
10	Taylor,Quinn	* 2-3	0-1	3-5	1 4 5	5	7	2 2 0 1	1		2				25
22	Miller,Brock	* 4-12	2-8	0-0	0 1 1	1	10	1 1 0 1	0		1				30
23	Queta,Neemias	* 2-3	0-0	1-2	4 5 9	5	5	1 5 1 0	0		1				21
01	Knight,Tauriawn	0-0	0-0	0-0	0 0 0	0	0	1 0 0 0	0		0				4
02	Brown Jr.,Dwayne	4-8	0-2	6-6	2 2 4	3	14	2 2 0 1	1		2				25
03	Knight III,John	3-7	0-0	7-11	0 3 3	3	13	2 2 0 2	0		2				20
21	Fakira,Ben	0-0	0-0	0-0	0 0 0	2	0	0 0 0 0	0		0				4
24	Brito,Diogo	1-2	1-2	0-0	0 2 2	1	3	2 3 0 1	1		1				19
Team					2 1 3			3							
Totals		25-56	7-23	25-33	10 24 34	28	82	15 20 1 6							200
FG % 1st Half: 13-29 44.8% 2nd half: 12-27 44.4% Game: 25-56 44.6% Deadball Rebounds 7															
3FG % 1st Half: 5-13 38.5% 2nd half: 2-10 20.0% Game: 7-23 30.4%															
FT % 1st Half: 4-5 80.0% 2nd half: 21-28 75.0% Game: 25-33 75.8%															

Officials: Ray Natili, Kelly Self, Marques Pettigrew
Technical fouls: Arizona State-None. Utah State-None.
Attendance: 3157
MGM Resorts Main Event Championship Game

Score by periods	1st	2nd	Total
Arizona State	37	50	87
Utah State	35	47	82

Official Basketball Box Score -- Game Totals -- Final Statistics Nebraska Omaha vs Arizona State 11/28/18 7 p.m. at Tempe, Ariz. (Wells Fargo Stadium)

Nebraska Omaha 71 • 3-5

#	Player	Total		3-Ptr		Rebounds			PF	TP	A TO Blk Stl				Min
		FG-FGA	FG-FGA	FT-FTA	Off Def Tot										
00	Gibson,JT	* 4-11	4-7	0-0	0 1 1	3	12	2 5 0 1	1		3				31
10	Akinwole,Ayo	* 1-4	0-1	0-0	0 2 2	3	2	2 2 0 0	1		2				19
21	Jackson,Zach	* 6-13	4-6	1-1	0 1 1	4	17	1 0 0 0	0		4				33
40	Pile,Matt	* 7-8	0-0	1-3	0 5 5	4	15	1 4 2 1	2		6				26
44	Hahn,Mitch	* 2-5	0-2	0-0	0 2 2	0	4	1 5 0 0	0		4				28
01	Duplechan,Elishja	1-6	0-2	0-0	0 2 2	1	2	4 0 0 0	0		2				20
13	Tut,Wanjang	2-5	1-3	0-0	1 2 3	1	5	1 1 0 2	0		2				20
20	Miller,Hayden	2-4	2-3	0-0	1 1 2	0	6	1 0 0 0	0		1				8
22	Barney,Brett	2-4	1-1	0-1	1 2 3	3	5	1 0 0 0	0		1				13
33	Tricker,Evan	1-1	1-1	0-0	0 0 0	0	3	0 0 0 0	0		0				2
Team					4 2 6			1							
Totals		28-61	13-26	2-5	7 20 27	19	71	14 18 2 5							200
FG % 1st Half: 16-30 53.3% 2nd half: 12-31 38.7% Game: 28-61 45.9% Deadball Rebounds 2															
3FG % 1st Half: 6-12 50.0% 2nd half: 7-14 50.0% Game: 13-26 50.0%															
FT % 1st Half: 2-4 50.0% 2nd half: 0-1 0.0% Game: 2-5 40.0%															

Arizona State 89 • 6-0

#	Player	Total		3-Ptr		Rebounds			PF	TP	A TO Blk Stl				Min
		FG-FGA	FG-FGA	FT-FTA	Off Def Tot										
00	Dort,Luguentz	* 6-18	0-6	7-10	1 4 5	1	19	4 0 0 3	3		4				38
14	Lawrence,Kimani	* 7-12	4-6	0-0	2 2 4	0	18	5 4 2 2	0		3				39
23	White,Romello	* 3-4	0-0	2-3	1 2 3	3	8	0 2 0 1	1		2				15
35	Cherry,Taeshon	* 8-12	3-6	0-0	0 4 4	1	19	1 1 1 1	1		3				31
45	Cheatham,Zylan	* 5-10	0-0	3-5	5 7 12	4	13	9 4 0 2	0		4				34
05	Feit,Kyle	0-0	0-0	0-0	0 0 0	0	0	0 0 0 0	0		0				0+
10	Shibel,Vitaliy	1-3	1-2	0-0	0 0 0	2	3	0 0 0 0	0		0				11
11	Valtonen,Elias	0-1	0-1	0-0	0 0 0	0	0	0 1 1 0	0		1				9
32	Lake,De'Quon	3-4	0-0	3-4	4 7 11	2	9	0 1 1 0	0		1				23
Team					1 1 2										
Totals		33-64	8-21	15-22	14 27 41	13	89	19 13 5 9							200
FG % 1st Half: 18-31 58.1% 2nd half: 15-33 45.5% Game: 33-64 51.6% Deadball Rebounds 4															
3FG % 1st Half: 4-9 44.4% 2nd half: 4-12 33.3% Game: 8-21 38.1%															
FT % 1st Half: 10-15 66.7% 2nd half: 5-7 71.4% Game: 15-22 68.2%															

Officials: Michael Greenstein, Kevin Brill, Marques Pettigrew
Technical fouls: Nebraska Omaha-None. Arizona State-None.
Attendance: 6951
ASU #10-Shibel assessed Flagrant 1 at 4:50 in first half.

Score by periods	1st	2nd	Total
Nebraska Omaha	40	31	71
Arizona State	50	39	89

Points	In	Off	2nd	Fast	Bench
OMA	28	14	5	12	21
ASU	40	20	17	12	12

Last FG - OMA 2nd-01:12, ASU 2nd-00:18.
Largest lead - OMA by 8 1st-09:50, ASU by 26 2nd-09:36.
OMA led for 06:52, ASU led for 29:57. Game was tied for 03:11.
Score tied - 5 times.
Lead changed - 5 times.

Official Basketball Box Score -- Game Totals -- Final Statistics Texas Southern vs Arizona State 12/01/18 7:30 p.m. at Tempe, Ariz. (Wells Fargo Arena)

Texas Southern 71 • 3-5

#	Player	Total		3-Ptr		Rebounds			PF	TP	A TO Blk Stl				Min
		FG-FGA	FG-FGA	FT-FTA	Off Def Tot										
00	Butler, Devocio	r 6-13	3-6	3-4	0 2 2	3	18	3 0 0 3	3		3				36
01	Combs, Jeremy	r 2-5	1-1	0-2	4 3 7	4	5	2 1 0 2	0		2				29
05	Reed, Trayvon	c 3-4	0-0	1-2	1 5 6	5	7	1 0 0 0	0		1				17
03	Patterson, Jalyon	g 4-17	4-14	2-2	2 2 4	3	14	4 4 0 4	4		3				37
04	Bruce, Derrick	g 4-17	2-11	2-2	0 3 3	3	12	2 1 0 0	0		3				37
11	McClelland, Cainan	0-0	0-0	0-0	0 1 1	0	0	0 1 1 1	1		3				3
12	Jones, John	1-3	0-1	0-0	0 0 0	1	2	0 0 0 0	0		0				3
15	Hopkins, Justin	4-8	0-2	5-10	2 4 6	2	13	1 0 0 0	0		3				32
20	Armstrong, Tyrik	0-0	0-0	0-0	0 1 1	0	0	1 0 0 0	0		4				4
44	Dobbins, Michael	0-0	0-0	0-0	0 0 0	1	0	0 0 0 0	0		2				2
Team					3 1 4										
Totals		24-67	10-35	13-22	12 22 34	22	71	14 7 1 10							200
FG % 1st Half: 10-34 29.4% 2nd half: 14-33 42.4% Game: 24-67 35.8% Deadball Rebounds 4															
3FG % 1st Half: 4-19 21.1% 2nd half: 6-16 37.5% Game: 10-35 28.6%															
FT % 1st Half: 8-12 66.7% 2nd half: 5-10 50.0% Game: 13-22 59.1%															

Arizona State 83 • 7-0

2018-19 @SUNDEVILHOOPS BOX SCORES GAMES 9-12

Official Basketball Box Score -- Game Totals -- Final Statistics Arizona State vs Georgia 12/15/18 6:00 PM ET at Stegeman Coliseum - Athens, Ga.

Arizona State 76 • 8-1

#	Player	Total		3-Ptr		Rebounds			PF	TP	A TO Blk Stl				Min
		FG-FGA	FG-FGA	FT-FTA	Off Def Tot	PF	TP	A TO Blk Stl							
14	LAWRENCE,KIMANI	f	3-9	2-5	0-0	0 0 0	2	8	0 1 0	1	33				
23	WHITE,ROMELLO	f	5-6	0-0	6-7	1 1 2	3	16	1 0 0	0	26				
45	CHEATHAM,ZYLAN	f	4-7	0-0	2-2	1 9 10	2	10	1 2 0	0	34				
00	DORT,LUGUENTZ	g	2-10	1-2	7-10	1 3 4	4	12	1 3 0	2	28				
01	MARTIN,REMY	g	8-20	0-3	5-8	3 5 8	1	21	5 5 0	3	35				
02	EDWARDS,ROB		0-6	0-3	0-0	1 1 2	1	0	0 0 0	1	17				
10	SHIBEL,VITALIY		0-0	0-0	0-0	0 0 0	1	0	0 0 0	0	2				
11	VALTONEN,ELIAS		0-0	0-0	0-0	0 0 0	0	0	0 0 0	0	0+				
32	LAKE,DE'QUON		2-2	0-0	0-0	2 1 3	4	4	0 1 0	0	8				
35	CHERRY,TAESHON		2-4	1-3	0-0	1 2 3	4	5	0 0 0	1	17				
Team						5 1 6	1								
Totals			26-64	4-16	20-27	15 23 38	23	76	8 12	0 8	200				
FG % 1st Half: 11-34 32.4% 2nd half: 15-30 50.0% Game: 26-64 40.6% Deadball Rebounds 3															
3FG % 1st Half: 1-6 16.7% 2nd half: 3-10 30.0% Game: 4-16 25.0%															
FT % 1st Half: 10-13 76.9% 2nd half: 10-14 71.4% Game: 20-27 74.1%															

Georgia 74 • 5-4

#	Player	Total		3-Ptr		Rebounds			PF	TP	A TO Blk Stl				Min
		FG-FGA	FG-FGA	FT-FTA	Off Def Tot	PF	TP	A TO Blk Stl							
20	HAMMONDS, RAYSHAU	f	6-9	3-4	4-4	1 5 6	5	19	1 3 1	1	27				
33	CLAXTON, NICOLAS	f	2-10	1-4	4-5	2 11 13	3	9	3 5 4	1	37				
34	OGBEIDE, DEREK	f	1-5	0-1	2-2	1 3 4	4	4	0 2 0	0	13				
00	JACKSON II, WILLIAM	g	0-2	0-2	2-2	0 0 0	3	2	1 1 0	0	16				
01	HIGHTOWER, TSHAUN	g	1-3	1-2	2-2	0 2 2	0	5	0 1 0	0	14				
02	HARRIS, JORDAN		1-2	0-1	1-2	0 2 2	2	3	2 2 0	3	19				
04	CRUMP, TYREE		5-10	3-8	6-7	0 1 1	1	19	2 2 0	0	24				
05	TOPPIN, JOJO		0-0	0-0	0-0	0 0 0	1	0	0 1 0	0	4				
13	WILRIDGE, E'TORRION		1-2	0-0	4-6	0 1 1	1	6	1 1 1	1	22				
14	FAGAN, TYE		3-3	0-0	0-0	3 0 3	0	6	1 1 1	0	12				
24	O'NEILL, CONNOR		0-0	0-0	0-0	0 0 0	0	0	0 0 0	0	3				
25	NGUMEZI, AMANZE		0-1	0-0	1-2	0 1 1	1	1	0 0 0	0	8				
32	EDWARDS, MIKE		0-0	0-0	0-0	0 0 0	0	0	0 0 0	0	1				
Team						0 1 1									
Totals			20-47	8-22	26-32	7 27 34	21	74	11 19	7 6	200				
FG % 1st Half: 11-22 50.0% 2nd half: 9-25 36.0% Game: 20-47 42.6% Deadball Rebounds 3															
3FG % 1st Half: 5-12 41.7% 2nd half: 3-10 30.0% Game: 8-22 36.4%															
FT % 1st Half: 20-23 87.0% 2nd half: 6-9 66.7% Game: 26-32 81.3%															

Officials: Don Daily, Tony Greene, Patrick Evans
Technical fouls: Arizona State-TEAM. Georgia-None.
Attendance: 9028

Score by periods	1st	2nd	Total
Arizona State	33	43	76
Georgia	47	27	74

	In	Off	2nd	Fast	Bench
Points	Paint	T/O	Chance	Break	
ASU	24	16	19	8	9
UGA	32	13	13	4	35

Last FG - ASU 2nd-00:11, UGA 2nd-00:25.
Largest lead - ASU by 3 2nd-02:02, UGA by 18 1st-01:48.
ASU led for 02:38. UGA led for 35:19. Game was tied for 02:03.

Score tied - 2 times.
Lead changed - 3 times.

Official Basketball Box Score -- Game Totals -- Final Statistics Arizona State vs Vanderbilt 12/17/18 6 p.m. at Nashville, Tenn. (Memorial Gym)

Arizona State 65 • 8-2

#	Player	Total		3-Ptr		Rebounds			PF	TP	A TO Blk Stl				Min
		FG-FGA	FG-FGA	FT-FTA	Off Def Tot	PF	TP	A TO Blk Stl							
14	Lawrence,Kimani	f	3-12	1-4	0-0	3 5 8	3	7	1 2 0	1	30				
23	White,Romello	f	2-4	0-0	5-6	2 3 5	1	9	0 1 0	0	22				
45	Cheatham,Zylan	f	3-6	0-1	3-4	1 13 14	3	9	0 1 1	0	33				
00	Dort,Luguentz	g	3-13	2-4	2-3	0 1 1	3	10	3 3 0	1	29				
01	Martin,Remy	g	3-12	1-5	2-2	1 2 3	0	9	1 1 0	0	29				
02	Edwards,Rob		4-10	2-4	4-4	0 0 0	4	14	3 0 0	1	25				
32	Lake,De'Quon		0-0	0-0	0-1	2 1 3	3	0	1 1 0	1	12				
35	Cherry,Taeshon		3-8	1-6	0-0	1 3 4	2	7	1 1 0	0	20				
Team						3 1 4									
Totals			21-65	7-24	16-20	13 29 42	19	65	9 10	1 4	200				
FG % 1st Half: 11-33 33.3% 2nd half: 10-32 31.3% Game: 21-65 32.3%															
3FG % 1st Half: 3-11 27.3% 2nd half: 4-13 30.8% Game: 7-24 29.2%															
FT % 1st Half: 3-4 75.0% 2nd half: 13-16 81.3% Game: 16-20 80.0%															

Vanderbilt 81 • 7-2

#	Player	Total		3-Ptr		Rebounds			PF	TP	A TO Blk Stl				Min
		FG-FGA	FG-FGA	FT-FTA	Off Def Tot	PF	TP	A TO Blk Stl							
11	SHITTU, Simisola	f	4-10	0-1	1-2	0 7 7	3	9	4 2 0	1	37				
13	MOYER, Matthew	f	0-2	0-2	0-0	0 0 0	1	0	0 1 0	0	10				
32	RYAN, Matt	f	2-11	2-9	5-6	0 1 1	1	11	1 0 0	0	24				
00	LEE, Saben	g	2-3	1-2	9-12	0 5 5	2	14	3 4 0	0	29				
02	TOYE, Joe	g	4-8	3-4	0-0	1 1 2	3	11	0 0 0	2	23				
01	WETZELL, Yanni		3-5	1-2	5-5	1 4 5	3	12	1 1 2	0	21				
03	EVANS, Maxwell		3-5	2-3	0-0	0 4 4	0	8	3 1 0	0	17				
15	BROWN, Clevon		1-1	0-0	1-2	1 1 2	2	3	0 1 1	0	12				
24	NESMITH, Aaron		5-10	3-5	0-2	1 4 5	3	13	1 0 1	0	27				
Team						3 5 8									
Totals			24-55	12-28	21-29	7 32 39	18	81	13 10	4 3	200				
FG % 1st Half: 14-34 41.2% 2nd half: 10-21 47.6% Game: 24-55 43.6%															
3FG % 1st Half: 6-16 37.5% 2nd half: 6-12 50.0% Game: 12-28 42.9%															
FT % 1st Half: 0-2 0.0% 2nd half: 21-27 77.8% Game: 21-29 72.4%															

Officials: Doug Simmons, Keith Kimble, Michael Roberts
Technical fouls: Arizona State-Dort,Luguentz. Vanderbilt-None.
Attendance: 9271

Score by periods	1st	2nd	Total
Arizona State	28	37	65
Vanderbilt	34	47	81

	In	Off	2nd	Fast	Bench
Points	Paint	T/O	Chance	Break	
ASU	24	6	11	4	21
VU	24	7	8	4	36

Last FG - ASU 2nd-01:00, VU 2nd-02:46.
Largest lead - ASU by 9 1st-16:46, VU by 16 2nd-00:32.
ASU led for 14:50. VU led for 24:07. Game was tied for 01:02.

Score tied - 1 time.
Lead changed - 1 time.

Official Basketball Box Score -- Game Totals -- Final Statistics Kansas vs Arizona State 12/22/18 7 p.m. at Tempe, Ariz. (Wells Fargo Arena)

Kansas 76 • 10-1

#	Player		Total		3-Ptr		Rebounds			PF	TP	A To Blk Stl				Min
			FG-FGA	FG-FGA	FT-FTA	Off	Def	Tot	A			To	Blk	Stl		
01	Lawson, Dedric	f	12-15	1-2	5-5	2	12	14	4	30	1	2	1	0	31	
00	Garrett, Marcus	g	0-5	0-1	7-8	3	3	6	3	7	1	1	0	1	22	
05	Grimes, Quentin	g	4-12	0-5	0-0	2	0	2	1	8	3	2	1	0	31	
11	Dotson, Devon	g	4-7	2-4	2-2	0	4	4	3	12	5	5	1	1	32	
24	Vick, Lagerald	g	5-16	3-11	1-1	0	2	2	4	14	1	3	0	2	37	
02	Moore, Charlie		1-5	1-3	0-0	0	1	1	1	3	0	2	0	2	16	
13	Lawson, K.J.		0-2	0-2	0-0	0	2	2	2	0	2	0	0	0	12	
33	McCormack, David		1-2	0-0	0-0	2	2	4	2	2	0	0	1	0	11	
44	Lightfoot, Mitch		0-1	0-0	0-0	1	1	2	2	0	0	1	1	0	8	
	Team					1	2	3								
Totals			27-65	7-28	15-16	11	29	40	22	76	13	16	5	6	200	
Deadball																
FG % 1st Half: 16-37			43.2%	2nd half: 11-28			39.3%	Game: 27-65			41.5%					1
3FG % 1st Half: 4-14			28.6%	2nd half: 1-4			21.4%	Game: 7-28			25.0%					
FT % 1st Half: 3-3			100.0	2nd half: 12-13			92.3%	Game: 15-16			93.8%					

2018-19 @SUNDEVILHOOPS BOX SCORES GAMES 13-16

Official Basketball Box Score -- Game Totals -- Final Statistics UTAH vs Arizona State 01/03/19 6 p.m. MT at Ned Wulk Court/Wells Fargo Arena-Tempe

UTAH 96 • 7-6, 1-0

#	Player	Total		3-Ptr		Rebounds			PF	TP	A TO Blk Stl				Min
		FG-FGA	FG-FGA	FT-FTA	Off	Def	Tot	A			TO	Blk	Stl		
02	Barefield, Sedrick	* 8-15	5-11	3-4	0	4	4	4	24	6	5	0	1	36	
05	Van Dyke, Parker	* 4-7	4-7	1-2	0	3	3	2	13	0	1	0	2	21	
20	Allen, Timmy	* 5-10	0-0	7-8	2	1	3	3	17	4	1	0	2	36	
21	Battin, Riley	* 0-1	0-0	0-0	0	2	2	1	0	0	1	0	0	12	
34	Johnson, Jayce	* 2-5	0-0	0-0	1	5	6	3	4	1	1	2	0	13	
01	Jones, Charles	* 2-4	1-2	3-4	0	5	5	1	8	1	1	0	1	14	
03	Tillman, Donnie	6-11	6-8	4-5	3	3	6	1	22	5	1	0	0	30	
11	Gach, Both	1-3	0-2	2-2	0	2	2	2	4	2	0	0	1	13	
13	Topalovic, Novak	1-1	0-0	2-2	0	4	4	4	4	0	1	1	0	25	
Team					1	2	3			2					
Totals		29-57	16-30	22-27	7	31	38	21	96	19	14	3	7	200	
FG % 1st Half: 13-29		44.8%	2nd half: 16-28	57.1%	Game: 29-57		50.9%							Deadball Rebounds 2	
3FG % 1st Half: 6-14		42.9%	2nd half: 10-16	62.5%	Game: 16-30		53.3%								
FT % 1st Half: 7-8		87.5%	2nd half: 15-19	78.9%	Game: 22-27		81.5%								

Arizona State 86 • 9-4, 0-1

#	Player	Total		3-Ptr		Rebounds			PF	TP	A TO Blk Stl				Min
		FG-FGA	FG-FGA	FT-FTA	Off	Def	Tot	A			TO	Blk	Stl		
00	Dort,Luguentz	* 5-14	1-6	3-5	2	0	2	5	14	4	2	0	2	28	
01	Martin,Remy	* 10-14	2-3	0-0	0	3	3	0	22	6	1	0	0	36	
14	Lawrence,Kimani	* 0-4	0-1	2-4	0	3	3	3	2	1	1	0	0	16	
23	White,Romello	* 2-3	0-0	3-4	2	5	7	1	7	0	2	0	0	23	
45	Cheatham,Zylan	* 5-9	4-5	3-6	1	4	5	3	17	3	2	2	0	36	
02	Edwards,Rob	4-10	3-5	3-4	0	3	3	1	14	1	0	1	2	26	
10	Shibel,Vitaliy	0-0	0-0	0-0	0	0	0	0	0	0	0	0	0	1	
11	Valtonen,Elias	0-0	0-0	0-0	0	0	0	0	0	0	0	0	0	1	
32	Lake,De'Quon	2-2	0-0	1-2	3	3	6	0	5	0	0	2	0	11	
35	Cherry,Taeshon	2-9	1-8	0-0	0	2	2	5	5	0	1	0	2	22	
Team					2	1	3								
Totals		30-65	11-28	15-25	10	24	34	18	86	15	9	5	6	200	
FG % 1st Half: 17-35		48.6%	2nd half: 13-30	43.3%	Game: 30-65		46.2%	Deadball							
3FG % 1st Half: 6-17		35.3%	2nd half: 5-11	45.5%	Game: 11-28		39.3%	Rebounds							
FT % 1st Half: 3-6		50.0%	2nd half: 12-19	63.2%	Game: 15-25		60.0%	4							

Officials: Kipp Kissinger, Steve Olsen, John Gaffney
Technical fouls: UTAH-Jones, Charles. Arizona State-White,Romello; TEAM.
Attendance: 9128
Pac-12 opener for both teams.
ASU's next game: vs. Colorado (Sat., Jan. 5 at 4 p.m. on Pac-12 Network)
ASU-Edwards Flagrnt 2 at 2:42 in second half.

Score by periods	1st	2nd	Total
UTAH	39	57	96
Arizona State	43	43	86

Last FG - UTAH 2nd-02:53, ASU 2nd-00:27.
Largest lead - UTAH by 13 2nd-02:42, ASU by 17 1st-09:40.
UTAH led for 18:02. ASU led for 20:27. Game was tied for 01:31.

Score tied - 1 time.
Lead changed - 3 times.

Official Basketball Box Score -- Game Totals -- Final Statistics COLORADO vs Arizona State 01/05/19 4 p.m. MT at Wells Fargo Arena/Ned Wulk Court-Tempe

COLORADO 61 • 9-5, 0-2

#	Player		Total			3-Ptr			Rebounds			PF	TP	A TO Blk Stl				Min
			FG	FGA	FG-FGA	FT	FTA	Off	Def	Tot	A			TO	Blk	Stl		
01	Bey, Tyler	*	3-8	0-1	1-2	4	2	6	4	7	1	2	0	2	19			
04	Schwartz, D'Shawn	*	2-6	1-3	5-5	2	2	4	3	10	2	1	0	0	21			
23	Siewert, Lucas	*	1-9	1-5	0-0	4	1	5	3	3	0	0	1	1	31			
24	Parquet, Eli	*	1-5	0-4	0-0	1	1	2	1	2	1	4	1	2	21			
25	Wright, McKinley	*	3-9	1-4	5-7	0	2	2	1	12	3	2	2	3	31			
00	Gatling, Shane		3-7	2-5	0-0	0	0	0	2	8	1	1	0	0	19			
02	Kountz, Daylen		3-9	0-3	4-4	0	0	0	2	10	1	3	0	1	25			
10	Strating, Alexander		1-1	0-0	0-0	0	2	2	1	2	0	0	0	0	9			
21	Battay, Evan		2-4	0-1	3-4	0	4	4	4	7	1	0	0	1	24			
Team						1	2	3			2							
Totals			19-58	5-26	18-22	12	16	28	21	61	10	15	4	10	200			
FG % 1st Half: 8-27			29.6%	2nd half: 11-31	35.5%	Game: 19-58			32.8%	Deadball								
3FG % 1st Half: 2-13			15.4%	2nd half: 3-13	23.1%	Game: 5-26			19.2%	Rebounds								
FT % 1st Half: 8-10			80.0%	2nd half: 10-12	83.3%	Game: 18-22			81.8%	2								

Arizona State 83 • 10-4,1-1

#	Player		Total		3-Ptr		Rebounds			PF	TP	A TO Blk Stl				Min
			FG-FGA	FG-FGA	FT-FTA	Off	Def	Tot	A			TO	Blk	Stl		
02	Edwards,Rob	*	3-9	3-7	0-0	1	2	3	2	9	3	2	0	2	33	
14	Lawrence,Kimani	*	3-6	2-5	3-4	0	3	3	4	11	2	1	0	1	23	
23	White,Romello	*	9-11	0-0	1-2	3	5	8	3	19	1	2	0	1	26	
32	Lake,De'Quon	*	5-6	0-0	2-4	2	5	7	4	12	0	0	0	0	21	
45	Cheatham,Zylan	*	4-7	0-0	4-5	4	3	7	2	12	5	3	1	0	29	
00	Dort,Luguentz		6-11	0-4	2-3	1	3	4	0	14	2	5	0	0	26	
01	Martin,Remy		0-2	0-1	0-0	0	3	3	1	0	8	2	0	2	24	
11	Valtonen,Elias		0-0	0-0	0-0	0	0	0	0	0	1	0	0	0	1	
35	Cherry,Taeshon		2-4	2-4	0-1	0	2	2	3	6	2	0	0	2	17	
Team						2	3	5								
Totals			32-56	7-21	12-19	13	29	42	19	83	24	16	1	8	200	
FG % 1st Half: 17-30		56.7%	2nd half: 15-26		57.7%	Game: 32-56		57.1%								Deadball Rebounds 2
3FG % 1st Half: 6-14		42.9%	2nd half: 1-7		14.3%	Game: 7-21		33.3%								
FT % 1st Half: 4-7		57.1%	2nd half: 8-12		66.7%	Game: 12-19		63.2%								

Officials: Michael Irving, Mike Reed, Scott Brown
Technical fouls: COLORADO-None. Arizona State-None.
Attendance: 10003
ASU's next game is Wed., Jan. 9, at California (6 p.m. PT/Pac-12 Network).

Score by periods	1st	2nd	Total
COLORADO	26	35	61
Arizona State	44	39	83

	In	Off	2nd	Fast	
Points	Paint	T/O	Chance	Break	Bench
COLO	20	15	10	8	27
ASU	50	18	4	22	20

Last FG - COLOR 2nd-01:26, ASU 2nd-00:15.
Largest lead - COLOR None, ASU by 26 2nd-05:46.
COLOR led for 00:00. ASU led for 39:41. Game was tied for 00:19.

Score tied - 0 times.
Lead changed - 0 times.

Official Box Score Arizona St. vs California Game Totals -- Final Statistics January 10, 2019 at Haas Pavilion - Berkeley, Calif.

Arizona St. 80

No.	Player	S	Pts	FG	3FG	FT	OR	DR	TR	PF	A	TO	Blk	Stl	Mn	+/-
00	Dort, Luguentz	13	5-10	1-5	2-2	1	1	2	3	2	0	2	30	11		
02	Edwards, Rob	13	3-9	2-5	5-6	0	6	6	1	2	2	1	0	30	11	
14	Lawrence, Kimani	3	1-4	0-3	1-2	1	3	4	3	1	0	0	1	19	-5	
23	White, Romello	7	3-5	0-0	1-2	0	4	4	5	0	1	0	1	20	-1	
45	Cheatham, Zylan	17	6-11	0-1	5-7	1	5	6	3	2	1	1	1	35	16	
01	Martin, Remy	24	9-14	5-7	1-2	2	0	2	2	8	1	0	1	33	19	
32	Lake, De'Quon	3	1-1	0-0	1-2	2	4	2	0	0	0	0	18	16		
35	Cherry, Taeshon	0	0-5	0-5	0-0	0	3	3	2	0	0	0	14	3		
Team							1	2	3	0	2					
TOTALS		80	28-59	8-26	16-23	8	26	34	20	16	9	2	6	200		

Shooting By Period							Last FG: 2nd-02:16
Period	FG	FG%	3FG	3FG%	FT	FT%	Biggest Run: 9-0
1st Half	13-33	39%	4-15	27%	3-7	43%	Largest lead: By 14 at 2:00:47
2nd Half	15-26	58%	4-11	36%	13-16	81%	
Game	28-59	47.5%	8-26	30.8%	16-23	69.6%	Technical Fouls: None.

California 66

No.	Player	S	Pts	FG	3FG	FT	OR	DR	TR	PF	A	TO	Bk	Stl	Mn	+/-
01	McNeill, Darius	16	4-11	2-6	6-6	0	2	2	2	2	1	0	1	0	36	-8
02	Selling, Justice	7	2-6	1-2	2-2	1	1	6	7	2	1	0	0	0	29	-8
20	Bradley, Matt	19	7-12	3-5	2-2	0	3	3	2	6	0	0	0	0	36	-20
22	Kelly, Andre	6	1-3	0-0	4-6	1	5	6	4	1	1	0	0	0	32	-4
23	Vanover, Connor	7	3-9	1-4	0-0	2	2	4	3	0	2	1	0	0	19	-8
02	Harris-Dyson, Juhwan	4	1-4	0-1	2-2	1	2	3	3	3	1	0	0	25	-21	
15	Davis, Roman	1	0-3	0-0	1-4	1	0	1	0	0	0	0	0	0	6	-9
24	Gordon, Jacob	4	1-2	1-2	1-2	1	2	3	0	0	0	0	0	0	7	-4
01	Anticwiche, Christi	2	1-2	0-1	0-0	1	3	4	2	0	0	0	0	0	11	-4
TOTALS			66	20-52	8-21	18-24	8	25	33	20	8	13	2	2	200	

2018-19 @SUNDEVILHOOPS BOX SCORES GAMES 17-20

Official Basketball Box Score -- Game Totals -- Final Statistics Oregon State vs Arizona State 01/17/19 8:15 p.m. MT at Ned Wulk Court/Wells Fargo Arena (Tempe)

Oregon State 67 • 11-5; 3-1

#	Player	Total		3-Ptr		Rebounds			PF	TP	A TO Blk Stl				Min
		FG-FGA	FG-FGA	FT-FTA	FT-FTA	Off	Def	Tot			A	TO	Blk	Stl	
23	Tinkle, Tres	r	7-19	2-8	5-6	1	6	7	0	21	6	3	0	2	35
04	Kelley, Kylor	r	1-3	0-0	0-0	0	2	2	4	2	0	1	1	0	20
01	Thompson Jr, Stephen	g	3-9	1-5	2-4	2	4	6	4	9	4	0	0	0	35
05	Thompson, Ethan	g	6-14	5-10	4-5	0	2	2	2	21	4	1	0	3	37
11	Reichle, Zach	g	1-3	1-3	0-1	0	2	2	3	3	1	0	0	0	19
04	Hollins, Alfred	g	3-3	1-1	2-4	1	3	4	1	9	1	2	0	2	21
13	Vernon, Antoine	g	0-1	0-1	0-0	0	1	1	3	0	1	0	0	0	7
22	Washington, Warren	g	0-1	0-0	0-0	0	1	1	2	0	0	1	1	0	11
23	Rakocevic, Gligorije	g	1-3	0-1	0-0	1	2	3	0	2	0	1	0	0	15
Team						3	3	6			1				
Totals			22-56	10-29	13-20	8	26	34	19	67	17	10	2	7	200
FG % 1st Half: 7-27		25.9%	2nd half: 15-29	51.7%	Game: 22-56	39.3%									
3FG % 1st Half: 3-14		21.4%	2nd half: 7-15	46.7%	Game: 10-29	34.5%									
FT % 1st Half: 5-9		55.6%	2nd half: 8-11	72.7%	Game: 13-20	65.0%									
															Deadball Rebounds 4

Arizona State 70 • 12-5; 3-2

#	Player	Total		3-Ptr		Rebounds			PF	TP	A TO Blk Stl				Min
		FG-FGA	FG-FGA	FT-FTA	FT-FTA	Off	Def	Tot			A	TO	Blk	Stl	
23	White,Romello	r	5-6	0-0	1-2	4	4	8	4	11	0	0	0	0	27
45	Cheatham,Zylan	r	3-6	1-1	3-6	4	9	13	3	10	6	7	0	0	36
00	Dort,Luguentz	g	3-10	0-4	3-7	0	3	3	1	9	3	2	0	2	30
01	Martin,Remy	g	4-12	2-6	0-3	0	2	2	2	10	3	1	0	1	32
02	Edwards,Rob	g	4-9	3-6	2-2	0	3	3	4	13	2	0	0	0	33
14	Lawrence,Kimani	g	2-5	0-3	1-2	0	1	1	2	5	1	0	0	0	13
32	Lake,De'Quon	g	0-1	0-0	0-0	1	1	2	3	0	0	0	1	0	10
35	Cherry,Taeshon	g	4-8	4-5	0-0	2	4	6	2	12	0	1	1	0	19
Team						1	2	3							
Totals			25-57	10-25	10-22	12	29	41	21	70	15	11	2	3	200
FG % 1st Half: 11-28		39.3%	2nd half: 14-29	48.3%	Game: 25-57	43.9%									
3FG % 1st Half: 5-14		35.7%	2nd half: 5-11	45.5%	Game: 10-25	40.0%									
FT % 1st Half: 4-10		40.0%	2nd half: 6-12	50.0%	Game: 10-22	45.5%									
															Deadball Rebounds 6

Officials: David Hall, Eric Curry, Deldre Carr
Technical fouls: Oregon State-None. Arizona State-None.
Attendance: 9705
ASU's next game is Saturday, Jan. 19 vs. Oregon on Pac-12 Network/98.7 FM
Tip time Saturday is 7:30 p.m.

Score by periods	1st	2nd	Total
Oregon State	22	48	67
Arizona State	31	39	70

OSU led - OSU 2nd-00:22, ASU 2nd-00:29.
Largest lead - OSU by 6 1st-14:44, ASU by 18 2nd-17:32.
OSU led for 03:40. ASU led for 33:23. Game was tied for 02:57.

Score tied - 1 time.
Lead changed - 3 times.

Official Basketball Box Score -- Game Totals -- Final Statistics Oregon vs Arizona State 01/19/19 7:30 p.m. at Ned Wulk Court/Wells Fargo Arena (Tempe)

Oregon 64 • 11-7; 2-3

#	Player	Total		3-Ptr		Rebounds			PF	TP	A TO Blk Stl				Min
		FG-FGA	FG-FGA	FT-FTA	FT-FTA	Off	Def	Tot			A	TO	Blk	Stl	
02	King,Louis	r	6-18	3-8	1-2	2	2	4	4	16	0	4	0	0	35
13	White,Paul	r	4-10	2-5	2-2	3	1	4	2	12	1	3	0	0	23
33	Okoro,Francis	r	2-2	0-0	0-0	0	3	3	3	4	0	1	1	0	17
03	Pritchard,Payton	g	5-12	4-9	6-6	4	2	6	2	20	4	3	0	3	34
10	Bailey, Victor Jr.	g	0-9	0-4	0-0	0	0	0	0	0	3	2	0	0	26
00	Richardson,Will	g	2-7	0-3	0-0	2	0	2	1	4	2	0	0	2	22
04	Amin,Ehab	g	1-4	0-1	0-0	1	1	2	5	2	1	1	0	0	18
05	Norris,Miles	g	1-1	1-1	3-3	1	2	3	2	6	0	0	0	0	11
14	Wooten,Kenny	g	0-0	0-0	0-0	1	5	6	3	0	0	1	0	0	14
Team						4	4	8							
Totals			21-63	10-31	12-13	18	20	38	22	64	11	15	1	5	200
FG % 1st Half: 12-28		42.9%	2nd half: 9-35	25.7%	Game: 21-63	33.3%									
3FG % 1st Half: 5-12		41.7%	2nd half: 5-19	26.3%	Game: 10-31	32.3%									
FT % 1st Half: 10-11		90.9%	2nd half: 2-2	100.0	Game: 12-13	92.3%									
															Deadball Rebounds 1

Arizona State 78 • 13-5; 4-2

#	Player	Total		3-Ptr		Rebounds			PF	TP	A TO Blk Stl				Min
		FG-FGA	FG-FGA	FT-FTA	FT-FTA	Off	Def	Tot			A	TO	Blk	Stl	
23	White,Romello	r	2-3	0-0	1-2	1	3	4	3	5	0	1	1	0	19
45	Cheatham,Zylan	r	5-6	0-1	7-8	3	6	9	2	17	1	3	1	0	33
00	Dort,Luguentz	g	4-10	2-6	2-4	0	2	2	2	12	5	5	0	0	32
01	Martin,Remy	g	4-10	1-3	2-2	0	3	3	1	11	8	3	0	2	36
02	Edwards,Rob	g	2-5	2-5	2-2	0	2	2	1	8	1	1	0	0	28
10	Shibel,Vitaliy	g	0-0	0-0	0-0	0	0	0	0	0	0	0	0	0	1
14	Lawrence,Kimani	g	3-5	1-3	3-3	1	3	4	2	10	1	1	1	2	23
32	Lake,De'Quon	g	0-0	0-0	0-0	0	1	1	0	0	0	0	0	0	6
35	Cherry,Taeshon	g	5-10	5-10	0-0	1	0	1	4	15	1	1	0	2	22
Team						1	4	5							
Totals			25-49	11-28	17-21	7	24	31	15	78	17	15	3	6	200
FG % 1st Half: 14-25		56.0%	2nd half: 11-24	45.8%	Game: 25-49	51.0%									
3FG % 1st Half: 6-14		42.9%	2nd half: 5-14	35.7%	Game: 11-28	39.3%									
FT % 1st Half: 5-8		62.5%	2nd half: 12-13	92.3%	Game: 17-21	81.0%									
															Deadball Rebounds 1

Officials: Chris Rastatter, Kelly Pfeifer, D.G. Nelson
Technical fouls: Oregon-None. Arizona State-Cherry,Taeshon.
Attendance: 12751
ASU's next game at UCLA on Thursday, Jan. 24 at 8 p.m. PT (FS1/620 AM)

Score by periods	1st	2nd	Total
Oregon	39	25	64
Arizona State	39	39	78

Points	In	Off	2nd	Fast	Bench
ORE	18	23	13	2	12
ASU	24	14	5	8	25

Last FG - ORE 2nd-00:48, ASU 2nd-03:52.
Largest lead - ORE by 4 2nd-13:06, ASU by 16 2nd-03:52.
ORE led for 17:10. ASU led for 19:36. Game was tied for 03:14.

Score tied - 6 times.
Lead changed - 12 times.

Official Box Score Arizona St. vs UCLA Game Totals -- Final Statistics January 25, 2019 at Pauley Pavilion - Los Angeles, Calif.

Arizona St. 84

No.	Player	S	Pts	FG	3FG	FT	OR	DR	TR	PF	A	TO	Blk	Stl	Min	±
00	Dort, Luguentz		16	7-15	0-5	2-4	2	2	4	4	1	6	0	0	34	4
01	Martin, Remy		15	6-13	3-9	0-0	0	1	1	0	11	2	0	0	37	14
02	Edwards, Rob		10	3-10	2-6	2-2	1	2	3	2	0	3	1	1	27	0
23	White, Romello		6	3-7	0-0	0-2	4	2	6	3	0	2	0	1	28	4
45	Cheatham, Zylan		9	4-6	0-0	1-3	3	17	20	2	5	2	0	2	32	-1
10	Shibel, Vitaliy		0	0-0	0-0	0-0	0	0	0	2	0	1	0	0	3	4
14	Lawrence, Kimani		15	4-10	1-5	6-6	2	3	5	4	1	1	0	0	21	16
32	Lake, De'Quon		8	3-4	0-0	2-2	0	0	2	4	0	0	0	0	13	11
35	Cherry, Taeshon		5	1-4	1-2	2-2	1	2	3	0	0	0	0	0	4	3
Team							0	4	4	0	0	0				
TOTALS			84	31-69	7-27	15-21	15	33	48	21	18	17	1	5	200	

Shooting By Period							Last FG: 2nd-00:37	
Period	FG	FG%	3FG	3FG%	FT	FT%	Biggest Run: 11-0	
1st Half	16-40	40%	2-13	15%	9-12	75%	Largest lead: By 12 at 2:00-45	
2nd Half	15-29	52%	5-14	36%	6-9	67%	Technical Fouls: #00 DORT (Class A) @ 2nd - 04:29;	
Game	31-69	44.9%	7-27	25.9%	15-21	71.4%		

UCLA 73

No.	Player	S	Pts	FG	3FG	FT	OR	DR	TR	PF	A	TO	Blk	Stl	Min	±
01	Brown, Moses		6	3-6	0-0	0-0	1	3	4	2	0	2	1	0	21	-7
04	Harris, David		15	6-12	2-3	1-3	1	3	4	4	1	4	1	1	35	-4
13	Wilkes, Kris		15	5-13	3-7	2-4	1	4	5	4	3	3	0	1	28	-14
23	Ali, Prince		7	2-10	1-5	2-2	1	1	2	2	3	1	0	2	15	-7
24	Hill, Jalen		5	2-4	0-0	1-4	3	5	8	4	4	2	1	0	30	-10
02	Riley, Cody		6	3-6	0-2	0-0	2	8	10	2	1	4	0	2	27	2
03	Bernard, Jules		6	1-5	1-1	3-6	1	2	3	1	2	0	0	1	13	2
05	Smith, Chris		5	2-3	0-0	1-2	0	0	1	0	1	0	0	0	13	-9
34	Singhton, David		8	3-7	2-5	0-0	0	0	2	0	0	0	0	0	17	-8
	Team						1	2	3	0	0	0				
TOTALS			73	27-66	9-25	10-21	12	28	40	20	17	15	2	7	200	

2018-19 @SUNDEVILHOOPS BOX SCORES GAMES 21-24

Official Basketball Box Score -- Game Totals -- Final Statistics Arizona vs Arizona State 01-31-19 7 p.m. MT at TEMPE-Ned Wulk Court/Wells Fargo Arena

Arizona 88 • 14-8; 5-4

#	Player	Total		3-Ptr		Rebounds			PF	TP	A TO Blk Stl				Min
		FG-FGA	FG-FGA	FT-FTA	FT-FTA	Off	Def	Tot			A	TO	Blk	Stl	
10	Ryan Luther	r	6-10	5-8	2-2	5	4	9	1	19	3	1	0	2	39
11	Ira Lee	r	4-6	0-0	0-0	3	2	5	4	8	0	1	0	0	19
03	Dylan Smith	g	4-9	3-5	0-0	0	3	3	5	11	1	1	0	1	27
05	Brandon Randolph	g	6-17	2-6	3-5	0	2	2	2	17	0	0	0	1	43
12	Justin Coleman	g	5-14	3-5	6-6	1	0	1	3	19	9	2	0	1	44
01	Devonaire Doutrive	g	0-1	0-1	2-2	0	2	2	4	2	1	1	0	1	8
04	Chase Jeter	g	1-5	0-0	5-8	5	3	8	3	7	1	2	0	1	31
23	Alex Barcello	g	1-5	1-3	2-4	0	1	1	4	5	0	1	0	1	14
Team						2	2	4							
Totals			27-67	14-28	20-27	16	19	35	26	88	15	9	0	8	225

FG % 1st Half: 12-37 32.4% 2nd half: 15-26 57.7% OT: 0-4 0.0% Game: 27-67 40.3% Deadball Rebounds 3
3FG % 1st Half: 7-16 43.8% 2nd half: 7-11 63.6% OT: 0-1 0.0% Game: 14-28 50.0%
FT % 1st Half: 2-2 100.0 2nd half: 13-15 86.7% OT: 5-10 50.0% Game: 20-27 74.1%

Arizona State 95 • 15-6; 6-3

#	Player	Total		3-Ptr		Rebounds			PF	TP	A TO Blk Stl				Min
		FG-FGA	FG-FGA	FT-FTA	FT-FTA	Off	Def	Tot			A	TO	Blk	Stl	
23	White,Romello	r	5-6	0-0	3-5	2	2	4	4	13	1	1	2	1	32
45	Cheatham,Zylan	r	5-7	0-0	1-3	5	17	22	3	11	3	4	0	0	40
00	Dort,Luguentz	g	5-12	1-4	4-4	1	3	4	5	15	6	2	0	1	39
01	Martin,Remy	g	8-14	5-7	10-12	0	1	1	3	31	8	1	0	1	41
02	Edwards,Rob	g	4-9	3-6	8-11	0	1	1	2	19	0	2	1	2	38
14	Lawrence,Kimani	g	1-3	0-2	0-0	0	0	0	3	2	0	2	0	0	19
32	Lake,De'Quon	g	2-2	0-0	0-0	1	2	3	4	0	0	0	1	0	12
35	Cherry,Taeshon	g	0-1	0-0	0-0	1	1	2	3	0	0	1	0	0	4
Team						0	1	1							
Totals			30-54	9-19	26-35	10	28	38	23	95	18	13	4	5	225

FG % 1st Half: 11-26 42.3% 2nd half: 16-22 72.7% OT: 3-6 50.0% Game: 30-54 55.6% Deadball Rebounds 4
3FG % 1st Half: 3-9 33.3% 2nd half: 5-8 62.5% OT: 1-2 50.0% Game: 9-19 47.4%
FT % 1st Half: 11-16 68.8% 2nd half: 10-13 76.9% OT: 5-6 83.3% Game: 26-35 74.3%

Officials: Mike Reed, Eric Curry, Bo Boroski
Technical fouls: Arizona-None. Arizona State-None.

Attendance: 14731

ASU's next game: Thursday, Feb. 7, vs. Washington State (6 p.m./Pac-12 Network)

Tonight's game broadcast on ESPN2.

Score by periods	1st	2nd	OT	Total
Arizona	33	50	5	88
Arizona State	36	47	12	95

Last FG - ARIZ 2nd-00:24, ASU OT-02:21.

Largest lead - ARIZ by 6 2nd-07:03, ASU by 9 2nd-18:52.

ARIZ led for 06:46. ASU led for 31:58. Game was tied for 06:16.

Points	In	Off	2nd	Fast	Bench
ARIZ	20	19	11	3	14
ASU	36	9	10	14	6

Score tied - 7 times.

Lead changed - 4 times.

Official Basketball Box Score -- Game Totals -- Final Statistics Washington State vs Arizona State 02/07/19 6 p.m. at Tempe, Ariz. (Wells Fargo Arena)

Washington State 91 • 9-14, 2-8

#	Player	Total		3-Ptr		Rebounds			PF	TP	A TO Blk Stl				Min
		FG-FGA	FG-FGA	FT-FTA	FT-FTA	Off	Def	Tot			A	TO	Blk	Stl	
03	Franks, Robert	r	11-17	5-9	7-7	2	11	13	2	34	2	4	4	4	38
13	Jeff Pollard	r	2-5	0-0	1-2	1	3	4	2	5	1	0	0	0	25
05	Marvin Cannon	g	3-9	0-2	7-8	0	3	3	3	13	0	1	0	1	26
23	Ahmed Ali	g	1-4	1-4	4-4	1	3	4	3	7	6	3	0	1	26
24	Viont'e Daniels	g	2-4	2-4	1-2	1	0	1	4	7	2	2	0	0	14
00	Isaiah Wade	g	1-5	0-1	0-0	2	4	6	3	2	1	1	0	2	12
02	Jervae Robinson	g	1-3	0-2	5-6	1	0	1	1	7	1	2	0	0	14
02	CJ Elleby	g	3-10	3-6	1-2	1	9	10	2	10	9	5	0	2	34
04	Aljaz Kunc	g	2-3	1-2	1-2	0	4	4	4	6	0	0	1	1	11
Team						0	2	2							
Totals			26-60	12-30	27-33	9	39	48	24	91	22	19	5	11	200

FG % 1st Half: 16-34 47.1% 2nd half: 10-26 38.5% Game: 26-60 43.3% Deadball Rebounds 5
3FG % 1st Half: 9-17 52.9% 2nd half: 3-13 23.1% Game: 12-30 40.0%
FT % 1st Half: 9-11 81.8% 2nd half: 18-22 81.8% Game: 27-33 81.8%

Arizona State 70 • 15-7, 6-4

#	Player	Total		3-Ptr		Rebounds			PF	TP	A TO Blk Stl				Min
		FG-FGA	FG-FGA	FT-FTA	FT-FTA	Off	Def	Tot			A	TO	Blk	Stl	
23	White,Romello	r	1-2	0-0	2-6	0	1	1	2	4	0	1	0	2	25
45	Cheatham,Zylan	r	3-6	0-1	2-4	4	12	16	1	8	2	3	0	2	33
00	Dort,Luguentz	g	6-12	2-7	8-12	2	2	4	4	22	1	5	1	4	33
01	Martin,Remy	g	3-13	1-9	2-2	0	4	4	3	9	8	2	0	2	35
02	Edwards,Rob	g	2-15	0-7	2-2	2	2	4	2	6	0	3	0	2	29
10	Shibel,Vitaliy	g	0-0	0-0	0-0	0	0	0	1	0	0	1	0	0	1
11	Valtonen,Elias	g	2-5	2-5	0-0	0	0	0	3	6	0	1	0	2	11
14	Lawrence,Kimani	g	5-13	0-4	3-7	5	3	8	4	13	0	0	0	1	22
25	Fogerty,Grant	g	0-0	0-0	0-0	0	0	0	0	0	0	0	0	0	1
31	Thompson,Trevor	g	0-0	0-0	0-0	0	0	0	1	0	0	0	0	0	1
32	Lake,De'Quon	g	1-2	0-0	0-0	1	1	2	2	2	0	1	1	0	9
Team						1	1	2							
Totals			23-68	5-33	19-33	15	26	41	24	70	11	17	2	15	200

FG % 1st Half: 10-27 37.0% 2nd half: 13-41 31.7% Game: 23-68 33.8% Deadball Rebounds 5
3FG % 1st Half: 0-8 0.0% 2nd half: 5-25 20.0% Game: 5-33 15.2%
FT % 1st Half: 13-23 56.5% 2nd half: 6-10 60.0% Game: 19-33 57.6%

Officials: David Hall, Paul Szelc, Tom Nally
Technical fouls: Washington State-None. Arizona State-TEAM.

Attendance: 9517

Score by periods	1st	2nd	Total
Washington State	50	41	91
Arizona State	33	37	70

Last FG - WSU 2nd-01:21, ASU 2nd-01:06.

Largest lead - WSU by 26 2nd-08:35, ASU by 4 1st-18:15.

WSU led for 36:29. ASU led for 03:06. Game was tied for 00:25.

Points	In	Off	2nd	Fast	Bench
WSU	28	20	14	9	25
ASU	28	17	12	5	21

Score tied - 0 times.

Lead changed - 3 times.

Official Basketball Box Score -- Game Totals -- Final Statistics Washington vs Arizona State 02/09/19 8 p.m. at Tempe, Ariz. (Wells Fargo Arena)

Washington 63 • 19-5; 10-1

#	Player	Total		3-Ptr		Rebounds			PF	TP	A TO Blk Stl				Min
		FG-FGA	FG-FGA	FT-FTA	FT-FTA	Off	Def	Tot			A	TO	Blk	Stl	
23	Matisse Thybulle	r	1-6	1-5	0-0	0	3	3	4	3	3	2	2	3	35
02	Dominic Green	g	2-5	2-5	0-0	1	0	1	1	6	1	2	0	5	29
33	Sam Timmins	g	2-2	0-0	0-0	1	2	3	2	4	0	3	0	1	22
01	David Crisp	g	6-19	4-14	1-4	1	1	2	2	17	1	1	0	1	33
05	Jaylen Nowell	g	5-13	3-6	2-2	1	2	3	4	15	2	4	0	1	38
00	Jamal Bey	g	0-0	0-0	0-2	0	0	0	3	0	1	0	0	1	10
11	Nahziah Carter	g	0-5	0-2	0-0	0	0	0	2	0	1	2	0	0	15
15	Noah Dickerson	g	5-7	0-0	0-0	2	6	8	4	18	1	3	0	0	18
Team						2	1	3							
Totals			21-57	10-32	11-20	8	15	23	22	63	10	17	2	12	200

FG % 1st Half: 10-28 35.7% 2nd half: 11-29 37.9% Game: 21-57 36.8% Deadball Rebounds 4
3FG % 1st Half: 3-16 18.8% 2nd half: 7-16 43.8% Game: 10-32 31.3%
FT % 1st Half: 3-4 75.0% 2nd half: 8-16 50.0% Game: 11-20 55.0%

Arizona State 75 • 16-7; 7-4

#	Player	Total		3-Ptr		Rebounds			PF	TP	A TO Blk Stl				Min
		FG-FGA	FG-FGA	FT-FTA	FT-FTA	Off	Def	Tot			A	TO	Blk	Stl	
23	White,Romello	r	8-9	0-0	1-2	4	4	8	5	17	0	2	1	0	34
45	Cheatham,Zylan	r	4-7	0-0	1-4	0	9	9	2	9	7	6	2	2	34
00	Dort,Luguentz	g	5-10	1-6	4-4	2	3	5	2	15	6	6	1	3	35
01	Martin,Remy	g	3-6	2-5	5-7	0	2	2	0	13	5	4	0	1	37
02	Edwards,Rob	g	5-9	2-4	0-0	1	7	8	2	12	0	0	0	0	36
11	Valtonen,Elias	g	0-0	0-0	0-0	0	1	1	0	0	0	1	0	0	3
14	Lawrence,Kimani	g	3-5	1-2	0-0	0	2	2	4	7	0	5	0	0	15
32	Lake,De'Quon	g	1-1	0-0	0-2	0	2	2	4	2	0	0	0	0	6
Team						0	3	3							
Totals			29-47	6-17	11-19	7	33	40	19	75	18	24	4	6	200

FG % 1st Half: 14-24 58.3% 2nd half: 15-23 65.2% Game: 29-47 61.

2018-19 @SUNDEVILHOOPS BOX SCORES GAMES 25-28

Official Box Score
Arizona St. vs Utah
Game Totals -- Final Statistics
February 17, 2019 at Huntsman Center

Arizona St. 98

Table with 15 columns: No., Player, S, Pts, FG, 3FG, FT, OR, DR, TR, PF, A, TO, Bk, Stl, Mn, +/-

Shooting By Period

Table with 7 columns: Period, FG, FG%, 3FG, 3FG%, FT, FT%, and Totals

Utah 87

Table with 15 columns: No., Player, S, Pts, FG, 3FG, FT, OR, DR, TR, PF, A, TO, Bk, Stl, Mn, +/-

Shooting By Period

Table with 7 columns: Period, FG, FG%, 3FG, 3FG%, FT, FT%, and Totals

Game Notes:

Table with 3 columns: Score, 1st, 2nd, TOT and Points from

Game Notes:

Table with 3 columns: Score, 1st, 2nd, TOT and Points from

Official Box Score
Stanford vs Arizona State
Game Totals -- Final Statistics
February 20, 2019 at Tempe (Wells Fargo Arena/Ned Wulk Court)

Stanford 62

Table with 15 columns: No., Player, S, Pts, FG, 3FG, FT, OR, DR, TR, PF, A, TO, Bk, Stl, Mn, +/-

Shooting By Period

Table with 7 columns: Period, FG, FG%, 3FG, 3FG%, FT, FT%, and Totals

Arizona State 80

Table with 15 columns: No., Player, S, Pts, FG, 3FG, FT, OR, DR, TR, PF, A, TO, Bk, Stl, Mn, +/-

Shooting By Period

Table with 7 columns: Period, FG, FG%, 3FG, 3FG%, FT, FT%, and Totals

Game Notes:

Table with 3 columns: Score, 1st, 2nd, TOT and Points from

Game Notes:

Table with 3 columns: Score, 1st, 2nd, TOT and Points from

Official Box Score
California vs Arizona State
Game Totals -- Final Statistics
February 24, 2019 at Ned Wulk Court/Wells Fargo Arena (Tempe)

California 59

Table with 15 columns: No., Player, S, Pts, FG, 3FG, FT, OR, DR, TR, PF, A, TO, Bk, Stl, Mn, +/-

Shooting By Period

Table with 7 columns: Period, FG, FG%, 3FG, 3FG%, FT, FT%, and Totals

Arizona State 69

Table with 15 columns: No., Player, S, Pts, FG, 3FG, FT, OR, DR, TR, PF, A, TO, Bk, Stl, Mn, +/-

Shooting By Period

Table with 7 columns: Period, FG, FG%, 3FG, 3FG%, FT, FT%, and Totals

Game Notes:

Table with 3 columns: Score, 1st, 2nd, TOT and Points from

Official Box Score
Arizona St. vs Oregon
Game Totals -- Final Statistics
March 01, 2019 at Matthew Knight Arena - Eugene, Ore.

Arizona St. 51

Table with 15 columns: No., Player, S, Pts, FG, 3FG, FT, OR, DR, TR, PF, A, TO, Bk, Stl, Mn, +/-

Shooting By Period

Table with 7 columns: Period, FG, FG%, 3FG, 3FG%, FT, FT%, and Totals

Oregon 79

Table with 15 columns: No., Player, S, Pts, FG, 3FG, FT, OR, DR, TR, PF, A, TO, Bk, Stl, Mn, +/-

Shooting By Period

Table with 7 columns: Period, FG, FG%, 3FG, 3FG%, FT, FT%, and Totals

Game Notes:

Table with 3 columns: Score, 1st, 2nd, TOT and Points from

2018-19 SUN DEVIL HIGHS AND LOWS

SUN DEVIL TEAM HIGHS

POINTS: 102 vs. CAL STATE FULLERTON
FIELD GOALS: 34 at Utah
FIELD GOAL ATTEMPTS: 78 vs. CAL STATE FULLERTON
FIELD GOAL%: .617 vs. WASHINGTON (29-47)
3-PT FIELD GOALS: 11 vs. OREGON/UTAH
3-PT FIELD GOALS ATT: 33 vs. WASHINGTON STATE
3-PT % (10 ATT.): .500 vs. Utah State (7-14)
FREE THROWS: 28 vs. Utah State
FREE THROWS ATTEMPTED: 44 vs. CAL STATE FULLERTON
FREE THROW % (15 ATT.): .880 at USC (22-25)
REBOUNDS: 63 vs. LONG BEACH STATE
ASSISTS: 24 vs. COLORADO
STEALS: 15 vs. WASHINGTON STATE
BLOCKS: 8 vs. PRINCETON
TURNOVERS: 24 vs. WASHINGTON
FOULS: 27 vs. Utah State
FIRST HALF POINTS: 50 vs. NEBRASKA OMAHA
SECOND HALF POINTS: 52 vs. LONG BEACH STATE

SUN DEVIL TEAM LOWS

POINTS: 51 at Oregon
FIELD GOALS: 17 at Oregon
FIELD GOAL ATTEMPTS: 47 vs. WASHINGTON
FIELD GOAL%: .306/19-62 at USC
3-PT FIELD GOALS: 2 vs. PRINCETON
3-PT FIELD GOALS ATT: 14 vs. Utah State
3-PT % (10 ATT.): .125/3-24 at Oregon
FREE THROWS: 6 at Stanford
FT ATTEMPTED: 17 at Stanford/vs. #6 Nevada
FREE THROW % (10 ATT.): .353/6-17 at Stanford
REBOUNDS: 26 at Oregon
ASSISTS: 7 at Oregon
STEALS: 3 vs. STANFORD/OSU/CAL STATE FULLERTON
BLOCKS: 0 at Georgia
TURNOVERS: 7 at Oregon State/vs. PRINCETON
FOULS: 12 vs. CALIFORNIA/#1 KANSAS

SUN DEVIL INDIVIDUAL HIGHS

POINTS: 33, Luguentz Dort vs. Utah State
FIELD GOALS: 10 (3x)
FG ATT: 22, Luguentz Dort vs. CAL STATE FULLERTON
FG% (9 ATT.): 9-10, Romello White vs. TSU
3-PT FGS: 5, Martin vs. ARIZONA; Cherry vs. UO/Martin at Cal
3-PT ATT: 10, Cherry vs. UO/Dort vs. TEXAS SOUTHERN
3-PT % (4 MADE): Taeshon Cherry vs. OREGON STATE (4-5)
3-PT % (4 MADE): Zylan Cheatham vs. UTAH (4-5)
FREE THROWS: 11, Luguentz Dort vs. Utah State
FT ATTEMPTED: 14, Luguentz Dort vs. Utah State
FT % (6 ATT.): 6-6, White vs. LBSU/Lawrence at UCLA
REBOUNDS: 22, Zylan Cheatham vs. ARIZONA
ASSISTS: 11, Remy Martin at UCLA
STEALS: 4 by Taeshon Cherry vs. #1 KANSAS STATE
BLOCKS: 3, three times
TURNOVERS: 8, Luguentz Dort vs. TEXAS SOUTHERN
FOUL OUTS: 14 on year
MINUTES: 41, Remy Martin vs. UA/ Edwards vs. CSF

OPPONENT TEAM HIGHS

POINTS: 96 by UTAH
FIELD GOALS: 34 by CAL STATE FULLERTON
FIELD GOAL ATTEMPTS: 74 by CAL STATE FULLERTON
FIELD GOAL %: .533/at Stanford (32-60)
3-POINTERS: 16 by UTAH
3-POINTER ATTEMPTS: 35 by TEXAS SOUTHERN
3-POINT % (10 ATT.): .533/UTAH (16-30)
FREE THROWS: 27 by WASHINGTON STATE
FREE THROW ATTEMPTS: 33 by WAZZU/Utah State
FREE THROW % (15 ATT.): .938/#1 KANSAS (15-16)
REBOUNDS: 48 by WASHINGTON STATE
ASSISTS: 22 by WASHINGTON STATE
STEALS: 12 by WASHINGTON
BLOCKS: 7 at Stanford/at Georgia/by #6 Nevada
TURNOVERS: 20 by Utah State
FOULS: 36 by CAL STATE FULLERTON

OPPONENT TEAM LOWS

POINTS: 52 by McNEESE STATE
FIELD GOALS: 15 by McNEESE STATE
FIELD GOAL ATTEMPTS: 47 at Georgia/by McNEESE STATE
FIELD GOAL %: .274/17-62 by LONG BEACH STATE
3-POINTERS: 2 by Stanford
3-POINTER ATTEMPTS: 18 at Colorado/by #6 Nevada
3-POINT % (10 ATT.): .100/2-20 by Stanford
FREE THROWS: 2 by NEBRASKA OMAHA
FREE THROW ATTEMPTS: 5 by NEBRASKA OMAHA
FREE THROW % (20 ATT.): .586/17-29 by McNEESE STATE
REBOUNDS: 23 by WASHINGTON
ASSISTS: 7 by CAL STATE FULLERTON
STEALS: 1 by McNEESE STATE
BLOCKS: 1 (7x)
TURNOVERS: 7 by TEXAS SOUTHERN
FOULS: 15 by #6 Nevada

OPPONENT INDIVIDUAL HIGHS

POINTS: 35, Kyle Allman of CSU FULLERTON
FIELD GOALS: 13, Kyle Allman of CSU FULLERTON
FIELD GOAL ATTEMPTS: 26, Kyle Allman of CSU FULLERTON
3-PT FGS: 6, Donnie Tillman of UTAH
3-PT ATT: 14, Jaylyn Patterson vs. TSU
FREE THROWS: 10, Khalil Ahmad of CSU FULLERTON
FT ATTEMPTED: 12 (2x)
REBOUNDS: 17 Tyler Bey at Colorado
ASSISTS: 7, Justin Coleman of ARIZONA
STEALS: 5 by Dominic Green of WASHINGTON
BLOCKS: 4 by Nicolas Claxton at Georgia
TURNOVERS: 6 by Matt Bradley at California
FOUL OUTS: 15 times

ASU STARTING LINEUPS 2018-19 (7)

Cheatham, Dort, Edwards, Lawrence, White (1-0 vs. CSF)
Cheatham, Dort, Lawrence, Martin, White (6-3)
Cheatham, Cherry, Dort, Lawrence, White (2-1)
Cheatham, Edwards, Lake, Lawrence, White (1-0 vs. CU)
Cheatham, Dort, Edwards, Lawrence, White (1-0 at Cal)
Cheatham, Dort, Edwards, Martin, White (8-5)
Cheatham, Dort, Edwards, Lake, Martin (2-0 on Senior Day/at Arizona)

SUN DEVIL CAREER HIGHS/SUN DEVIL RECORD WHEN

BOBBY HURLEY ERA STATS (71-56)

Year	15-16	16-17	17-18	18-19	TOTAL
Record:	15-17	15-18	20-12	21-9	71-56
More rebounds:	12-3	9-3	13-1	17-5	51-12
Lead/Tie at half:	11-3	11-4	13-1	15-4	50-12
Trail at half:	4-14	4-14	7-11	6-5	21-44
Shoot more FTs:	13-4	11-6	18-3	11-4	53-18
Better/Same FG%:	9-1	13-0	15-2	18-0	55-3
Shot worse FG%:	6-16	2-18	5-10	3-9	16-53
Shot > 50% FG:	3-0	3-2	10-0	9-0	25-2
Shot < 50% FG:	12-17	12-16	10-12	12-9	46-54
More TOs:	4-11	4-4	4-2	8-3	20-20
Same/Less TOs:	11-6	11-14	16-10	13-6	51-36
Home Games:	11-5	9-7	13-4	13-3	46-19
Road Games:	3-9	4-6	4-6	6-5	17-26
Neutral Sites:	1-2	2-5	3-2	2-1	8-10
Non Pac-12:	10-3	7-6	12-1	9-3	38-13
Pac-12 Season:	5-13	7-11	8-10	12-6	32-40
Pac-12 Tourn.:	0-1	1-1	0-1	0-0	1-3
3 points or less:	3-3	4-3	4-2	3-2	14-10
6 points or less:	3-6	5-3	4-7	5-4	17-20

#0 LUGUENTZ DORT SUN DEVIL HIGHS

POINTS: 33 vs. Utah State (11/21/18)

FG MADE: 10 vs. Utah State (11/21/18)/McNEESE (11/9/18)

FG ATTEMPTS: 22 vs. CAL STATE FULLERTON (11/6/18)

3-PT FG MADE: 4 at Oregon State (3/3/19)

3-PT FG ATTEMPTED: 10 vs. TEXAS SOUTHERN

FREE THROWS MADE: 11 vs. Utah State (11/21/18)

FREE THROWS ATTEMPTED: 14 vs. Utah State (11/21/18)

REBOUNDS: 12 vs. LONG BEACH STATE (11/12/18)

ASSISTS: 6 vs. WASHINGTON/ARIZONA

STEALS: 3 (4x)

MINUTES: 39 vs. ARIZONA (1/31/19)/Utah State (11/21/18)

#1 REMY MARTIN SUN DEVIL HIGHS

POINTS: vs. ARIZONA (1/31/19)

REBOUNDS: 8 at Georgia (12/15/18)

ASSISTS: 11 at UCLA (1/24/19)

FG MADE: 10 vs. UTAH (1/3/19)

FG ATT: 20 at Georgia (12/15/18)

3-PT MADE: 5 vs. ARIZONA (1/31/19)

FT MADE: 8 vs. ARIZONA (1/31/19)/vs. LBSU (11/12/18)

FT ATT.: 14 vs. vs. ARIZONA (1/31/19)

MINUTES: 41 vs. ARIZONA (1/31/19)

#2 ROB EDWARDS HIGHS

CLEVELAND STATE POINTS: 32 at Oakland (1/16/17)

ASU POINTS: 28 at Utah (2/16/19)

ASU POINTS (SECOND MOST): 19 vs. ARIZONA (1/31/19)

3-POINT FIELD GOALS: 4 at Utah (2/16/09)

REBOUNDS: 6 (2x) at California (1/9/19)

MINUTES: 41 vs. CAL STATE FULLERTON (11/6/18)

#3 MICKEY MITCHELL SUN DEVIL HIGHS

POINTS: 12 (2x) at California (1/20/18)

REBOUNDS: 13 vs. Vanderbilt (12/17/17)

ASSISTS: 5 vs. Oregon (1/11/18)

MINUTES: 33 at Stanford (1/17/18)

#10 VITALIY SHIBEL SUN DEVIL HIGHS

POINTS: 11 vs. St. John's (12/8/17)

REBOUNDS: 8 vs Idaho State (11/10/17)

3PT MADE: 3 at Cal (1/20/18) and vs. St. John's (12/8/17)

ASSISTS: 4 vs. Idaho State (11/10/17)

MINUTES: 28 vs. St. John's (12/8/17)

#14 KIMANI LAWRENCE SUN DEVIL HIGHS

POINTS: 22 vs. #15 Mississippi State (11/19/18)

REBOUNDS: 8 (2x) at Vanderbilt (12/17/18)

ASSISTS: 5 (2x) vs. TEXAS SOUTHERN (12/1/18)

MINUTES: 39 (2x) vs. TEXAS SOUTHERN (12/1/18)

#23 ROMELLO WHITE CAREER HIGHS

✓ AAU coach was Jerry Stackhouse

POINTS: 25 vs Northern Arizona (11/17/17)

2018-19 POINTS: 19 vs. COLORADO/TEXAS SOUTHERN

REBOUNDS: 15 vs San Diego State (11/14/17)

FG MADE: 10 (2x) at Washington State (2/4/18)

FG ATTEMPTED: 12 vs Northern Arizona (11/17/17)

FREE THROWS MADE: 11 at Stanford (1/17/18)

FREE THROWS ATTEMPTED: 14 at Stanford (1/17/18)

BLOCKS: 3 vs Idaho State

MINUTES: 39 vs Kansas State (11/23/17)

#32 DE'QUON LAKE CAREER HIGHS

POINTS: 24 vs Idaho State (11/10/17)

REBOUNDS: 12 (2x) at Oregon (2/22/18)

FG MADE: 8 vs Idaho State (11/10/17)

FG ATTEMPTED: 9 vs. Utah (1/25/18)

FREE THROWS MADE: 8 (2x) Longwood (12/19/17)

FREE THROWS ATTEMPTED: 14 vs Idaho State (11/10/17)

BLOCKS: 7 vs. Pacific (12/22/17)

MINUTES: 29 vs Kansas State (11/23/17)

#35 TAESHON CHERRY CAREER HIGHS

POINTS: 19 vs. Nebraska Omaha (11/28/18)

REBOUNDS: 6 vs. OREGON STATE (1/17/19)

STEALS: 4 vs. #1 KANSAS (12/22/18)

3-PT FG MADE: 5 VS. OREGON (1/19/19)

MINUTES: 31 vs. (2x) vs. TEXAS SOUTHERN (12/1/18)

#45 ZYLAN CHEATHAM SUN DEVIL HIGHS

POINTS: 24 at Utah (2/16/19)

SDSU POINTS: 18 vs. Savannah State (11/28/16)

REBOUNDS: 22 vs. ARIZONA (1/31/19)

REBOUNDS: 20 at UCLA (1/24/19)

ASSISTS: 10 vs. TEXAS SOUTHERN (12/1/18)

MINUTES: 40 vs. ARIZONA (1/31/19)

2018-19 SUN DEVIL TV ROSTER




0 LUGUENTZ DORT

G 6-4 215 FR
Montreal, Canada




1 REMY MARTIN

G 6-0 170 SO
Chatsworth, CA




2 ROB EDWARDS

G 6-4 205 RS-JR
Detroit, MI



3 MICKEY MITCHELL

F 6-7 225 RS-JR
Orlando, FL



5 KYLE FEIT

G 6-4 190 FR
West Palm Beach, FL



10 VITALIY SHIBEL

F 6-9 220 SO
Ivano-Frankivsk, Ukraine



11 ELIAS VALTONEN

G 6-7 195 FR
Eura, Finland



14 KIMANI LAWRENCE

F 6-7 210 SO
Providence, RI




21 JACK ROGGIN

G 6-0 165 SO
Calabasas, CA




23 ROMELLO WHITE

F 6-8 235 SO
Atlanta, GA




24 JORDAN SALZMAN

G 5-10 165 SO
Locust Valley, N.Y.



25 GRANT FOGERTY

G 5-11 170 SO
Scottsdale, AZ



31 TREVOR THOMPSON

G 6-2 175 RS-FR
Phoenix, AZ



32 DE'QUON LAKE

F 6-9 235 SR
Charlotte Amalie, St. Thomas



34 UROS PLAVSIC

C 7-0 240 FR
Smederevo, Serbia



35 TAESHON CHERRY

F 6-8 210 FR
El Cajon, CA



45 ZYLAN CHEATHAM

F 6-8 215 RS-SR
Phoenix, AZ