



SUN DEVIL SOFTBALL



1972, 1973 AIAW CHAMPIONS • 2008, 2011 NCAA NATIONAL CHAMPIONS
32 NCAA POSTSEASON APPEARANCES • 12 NCAA COLLEGE WORLD SERIES APPEARANCES

2023 SCHEDULE

FEBRUARY

9	vs. CSUN	2 pm
9	at San Diego State	7 pm
10	vs. Northern Illinois	3 pm
10	vs. Notre Dame	5:30 pm
11	vs. Memphis	10 am
16	BYU	6 pm
17	Portland State	5 pm
18	Illinois State	4 pm
18	DePaul	6:30 pm
19	Weber State	10:30 am
24	vs. Loyola Marymount	9 pm
25	vs. Bethune-Cookman	3:30 pm
25	vs. Portland State	8:30 pm
26	vs. UC San Diego	1 pm
26	vs. Long Beach State	3:30 pm

MARCH

3	New Mexico	4 pm
3	Charlotte	6:30 pm
4	Michigan State	4 pm
4	Boise State	6:30 pm
5	Houston	Noon
10	Arizona*	7 pm
11	Arizona*	5 pm
12	Arizona*	2 pm
17	vs. UCF	11 am
17	at Oklahoma State	5:30 pm
18	vs. UCF	10 am
18	at Oklahoma State	12:30 pm
24	at California*	3 pm
25	at California*	2 pm
26	at California*	2 pm
31	Washington*	6 pm

APRIL

1	Washington*	5 pm
2	Washington*	Noon
6	at Utah*	3 pm
7	at Utah*	3 pm
8	at Utah*	11 am
11	Grand Canyon	6 pm
14	Oregon*	6 pm
15	Oregon*	5 pm
16	Oregon*	2 pm
21	at UCLA*	5 pm
22	at UCLA*	TBA
23	at UCLA*	2 pm
28	Stanford*	6 pm
29	Stanford*	5 pm
30	Stanford*	Noon

MAY

5	at Oregon State*	5 pm
6	at Oregon State*	2 pm
7	at Oregon State*	Noon

May 9-12 • Pac-12 Tournament

May 18-21 • NCAA Regionals

May 25-28 • NCAA Super Regionals

June 1-9 • Women's College World Series

All times local to Arizona (MST)

ARIZONA STATE (2022: 43-11, 20-4 Pac-12) AT SDSU SEASON KICKOFF

February 9-11 | San Diego, Calif. | SDSU Softball Stadium



ARIZONA STATE SUN DEVILS

NFCA: 22 | USA Softball: RV | D1 Softball: NR | Softball America: 25

AVG: .315 | ERA: 2.60 | Runs/Game: 6.85 | Hits/Game: 8.09

Head Coach: Megan Bartlett | Record: 141-108 (.566) | at ASU: 0-0 (.000)



CSUN Matadors

2022: 24-30 BIG WEST: 14-13

AVG: .222 | ERA: 3.25

Head Coach: Charlotte Morgan

Record: 30-50 (3rd season)



San Diego State Aztecs

2022: 39-16 MWC: 20-4

AVG: .301 | ERA: 2.44

Head Coach: Stacey Nuveman Deniz

Record: 39-16 (2nd season)



Northern Illinois Huskies

2022: 17-28 MAC: 10-18

AVG: .278 | ERA: 5.76

Head Coach: Christina Sutcliffe

Record: 286-347 (14th season)



Notre Dame Fighting Irish

2022: 40-12 ACC: 16-5

AVG: .331 | ERA: 2.53

Head Coach: Deanna Gumpf

Record: 825-348-1 (22nd season)



Memphis Tigers

2022: 16-38 AAC: 2-16

AVG: .249 | ERA: 5.57

Head Coach: Natalie Poole

Record: 553-639 (22nd season)

WATCH (vs. SDSU): Mountain West Network
(Apple TV, Fire TV, Android TV, Roku)

STREAM (vs. SDSU): goaztecs.com/watch

STATS (All Games): TheSunDevils.com/coverage

THE QUEST FOR 18 STRAIGHT POSTSEASON TRIPS BEGINS IN SAN DIEGO

A new era of Sun Devil softball begins this week in San Diego, with the team playing five games in three days at the SDSU Season Kickoff. Arizona State will face CSUN and San Diego State on Thursday, Northern Illinois and Notre Dame on Friday and close the trip against Memphis on Saturday.

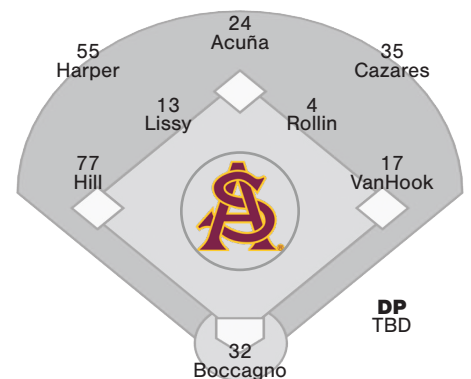
Coming off a 43-11 season that included the program's seventh conference title, ASU begins the new campaign looking to earn an 18th straight trip to the NCAA Softball Championship.

Megan Bartlett makes her debut as the seventh head coach in the history of the Sun Devils program. In five seasons leading Ball State from 2016-2020, Bartlett had a record of 141-108 (.566) and four straight winning seasons.

Arizona State is scattered all over the national rankings entering the season. They sit at No. 22 in the NFCA Preseason Poll and No. 25 in the Softball American Poll. ASU was listed among those receiving votes in the USA Softball poll and was not listed in the D1 Softball rankings.

The 2023 roster features nine returners that all had crucial roles in the team's success last season. That group accounted for 56 percent of the Sun Devils' total hits and 54 percent of extra-base hits, with a combined OPS of 1.012.

PROJECTED STARTERS



POS	#	NAME	OPS	HR	RBI
LF	55	Makenna Harper	.799	4	21
CF	24	Yanni Acuña	1.414	14	43
2B	4	Jazmyn Rollin	.980	13	35
3B	77	Jazmine Hill	1.073	15	54
C	32	Gianna Boccagno	.737	7	15
1B	17	Jordyn VanHook	.439	0	2
SS	13	Kayla Lissy	.873	3	17
RF	35	Emily Cazares	.941	8	22
DP		TBD			

POS	#	NAME	ERA	BAA	K/7
RHP	8	Marissa Schuld	2.09	.215	7.48
RHP	31	Kylee Magee			Freshman
RHP	10	Kenzie Brown	6.78	.286	5.98



2023 ARIZONA STATE ROSTER

#	FULL NAME	POS.	B/T	HT.	YR.	HOMETOWN / HIGH SCHOOL / PREVIOUS SCHOOL
1	Mackenzie Nicholson	UTL	R/R	5-7	Fr.	Atlanta, Ga. / Warhill
2	Halle Harger	INF	R/R	5-4	Gr.	Hanford, Calif. / Hanford West / Boise State
4	Jazmyn Rollin	INF	L/R	5-8	Sr.	Salt Lake City, Utah / West / Missouri
8	Marissa Schuld	RHP/UTL	R/R	5-3	Gr.	Scottsdale, Ariz. / Pinnacle / Arizona
10	Kenzie Brown	RHP	L/R	5-11	So.	Lake City, Ill. / Arthur-Lovington-Atwood-Hammond / Tulsa
11	Mac Osborne	RHP	R/R	5-9	Jr.	Richlands, Va. / Richlands / Virginia Tech
12	Alexa Milius	INF	R/R	5-2	Gr.	Thomaston, Conn. / Thomaston / Central Connecticut/Virginia Tech
13	Kayla Lissy	INF	L/R	5-5	Jr.	Valrico, Fla. / Durant / Ball State
14	Deborah Jones	RHP	R/R	6-0	Jr.	Unionville, Ind. / Bloomington North / Ball State
16	Savannah Price	INF	R/R	5-9	Jr.	Rio Linda, Calif. / East Nicolaus
17	Jordyn VanHook	INF	R/R	5-10	Sr.	Woodland Hills, Calif. / El Camino Real Charter
18	Sara Kinch	C	R/R	5-10	Jr.	Temecula, Calif. / Great Oak HS / Minnesota
21	Yannixa Acuña	OF	L/R	5-4	Fr.	Tucson, Ariz. / Salpointe Catholic
22	Kalyn McCarthy	OF	L/R	5-1	Fr.	Palatine, Ill. / Fremd
23	Taylor Nicholson	INF	R/R	5-5	R-Fr.	Atlanta, Ga. / Warhill / Missouri
24	Yannira Acuña	OF	L/R	5-6	Gr.	Tucson, Ariz. / Salpointe Catholic
31	Kylee Magee	RHP	R/R	5-9	Fr.	Anaheim, Calif. / Canyon
32	Gianna Boccagno	C	R/R	5-9	Gr.	Coral Springs, Fla. / Coral Springs Charter / Boston College
35	Emily Cazares	OF	R/R	5-6	Jr.	Clovis, Calif. / Buchanan
55	Makenna Harper	OF	L/L	5-7	Gr.	Stevenson Ranch, Calif. / West Ranch
71	Shannon Cunningham	C/UTL	R/R	5-9	Fr.	Tustin, Calif. / Foothill
77	Jazmine Hill	OF	R/R	5-8	Sr.	Norwalk, Calif. / Gahr

COACHING STAFF

Head Coach: Megan Bartlett (First Season at ASU / Sixth Season Overall)

Assistant Coach: Jimmy Kolaitis

Assistant Coach: Jeremy Manley

Volunteer Assistant Coach: Lonny Sargent

SUPPORT STAFF

Softball Operations: Georgie Loomis

Student Manager: Nick Sanchez

ROSTER BREAKDOWN

BY HOME STATE

CALIFORNIA (9)

Emily Cazares, Shannon Cunningham, Halle Harger, Makenna Harper, Jazmine Hill, Sara Kinch, Kylee Magee, Savannah Price, Jordyn VanHook

ARIZONA (3)

Yannixa Acuña, Yannira Acuña, Marissa Schuld

FLORIDA (2)

Gianna Boccagno, Kayla Lissy

GEORGIA (2)

Mackenzie Nicholson, Taylor Nicholson

ILLINOIS (2)

Kenzie Brown, Kalyn McCarthy

CONNECTICUT (1)

Alexa Milius

INDIANA (1)

Deborah Jones

UTAH (1)

Jazmyn Rollin

VIRGINIA (1)

Mac Osborne

BY CLASS

GRADUATES (6)

Yannixa Acuña, Gianna Boccagno, Halle Harger, Makenna Harper, Alexa Milius, Marissa Schuld

SENIORS (3)

Jazmine Hill, Jazmyn Rollin, Jordyn VanHook

JUNIORS (4)

Emily Cazares, Deborah Jones, Mac Osborne, Savannah Price

SOPHOMORES (1)

Kenzie Brown

REDSHIRT FRESHMEN (1)

Taylor Nicholson

FRESHMEN (5)

Yannixa Acuña, Shannon Cunningham, Kylee Magee, Kalyn McCarthy, Mackenzie Nicholson

PRONUNCIATION GUIDE

- 1 Mackenzie (Kenzie)
- 2 Halle (HAL-ee)
- 4 Rollin (RAWL-lin)
- 14 Deborah (Deb)
- 21 Yannixa (Yaya (YAW-yaw))
Acuña (ah-COON-ya)
- 24 Yannira (Yanni (YAWN-ee))
Acuña (ah-COON-ya)
- 32 Boccagno (buh-CAWN-yo)
- 35 Cazares (kah-ZAR-ez)
- AC Kolaitis (COAL-eye-tis)



SUN DEVIL NOTES

In the circle is where the team will look the most different in 2023. Marissa Schuld is the lone returning pitcher returns from last year, and she is joined by three transfers and a freshman to complete the staff.

BIG GAME CHANGES PLANS

With Super Bowl LVII being played in the Valley on Sunday, the Sun Devils will open the season on the road for just the second time since opening the 1990 season in Fullerton, Calif. The last time ASU played its season opener away from home was in 2008, which was the year Super Bowl XLII was played in Arizona.

The Sun Devils did open at home in 2015, as Super Bowl XLIX was played the week before the team's season began. ASU also started the 2000 season at Rose Mofford Park.

PRESEASON ACCOLADES

The Sun Devil duo of Yannira Acuña and Jazmine Hill has been raking in the preseason awards over the past few weeks.

Acuña was named to the Softball America and D1 Softball Preseason All-America First Teams and Pac-12 Preseason All-Conference. In addition, she was ranked as the 16th-best player in the country by Softball America and 19th by D1 Softball.

Hill was named to the Softball America Preseason All-America Third Team and the organization's 42nd-best player. D1 Softball listed Hill as the nation's 50th-ranked player.

OPENING WEEKEND HISTORY

Fast starts to the season are in the Sun Devils' DNA. Over the past 20 seasons, ASU has gone 100-16 (.862) during the first week of the season. Only four times during that span have they lost multiple games during the first week (2012, 2015, 2020, 2022) and eight times they finished undefeated.

AROUND THE INFIELD

Jazmine Hill is projected to start the season at third base after starting all 54 games last season in center field. She batted .335 with 15 homers and was second on the team with 54 RBIs.

Hill enters her senior season 20th in program history with 30 home runs and 30 doubles. Her 114 career RBIs rank 21st in team history.

Jazmyn Rollin returns to second base after a 2022 season in which she hit 13 home runs and drove in 35. She has tallied 26 multi-hit games in her career and tied a career-best with an 8-game hitting streak last season.

Savannah Price played in 43 games (24 starts) and obtained a career-best in hits (18), runs (20), walks (11), and doubles (4).

Halle Harger started 27 of the 37 games she appeared in last season and set her ASU career high in hits with 16.

Jordyn VanHook played in 22 games, starting nine as a sophomore.

Kayla Lissy transferred in after two seasons at Ball State, where she recorded 88 hits with a .351 batting average.

Alexa Milius enters her first season as a Sun Devil, having played 102 games with Central Connecticut and Virginia Tech. She has 79 career hits and a .335 batting average.

Taylor Nicholson joins the team after taking a medical redshirt at Missouri. According to Extra Innings Softball, she came out of high school ranked as the No. 85 recruit in the nation.

ROAMING THE OUTFIELD

Yanni Acuña earned all her preseason accolades after a 2022 season that saw her hit .430 – fourth-best average for a season in team history – with 14 home runs. She also tied the team record with 19 doubles while driving in 43.

Acuña closed last season with a personal-best 8-game hitting streak, and she led the Sun Devils with 23 multi-hit games. Starting the season, Acuña is 17th in team history with 33 doubles and 24th with 111 runs scored.

Emily Cazares should return to left field after setting career highs with 36 hits, 29 runs, 22 RBIs, and eight home runs while batting .321 with a .554 slugging percentage.

Makenna Harper should also solidify her spot in the starting lineup after she started in 32 of 44 games played this past season in leftfield. Harper batted .250 with 22 hits, 21 RBIs and a .466 slugging percentage.

A speedy outfielder from Illinois, Kalyn McCarthy was named Third Team All-State and Mid-Suburban League All-Conference Team for Fremd High School.

Yaya Acuña appeared in 95 games during her high school career at Salpointe Catholic, where she was part of three state champion teams.

SERIES HISTORY

CSUN

Overall	11-9
Home	5-3
Away	2-4
Neutral Site	4-2
Streak	Won 1
Last 10	7-3
First Meeting	1980
Last Meeting	2019

SAN DIEGO STATE

Overall	31-8
Conference	14-4
Home	20-5
Away	6-2
Neutral Site	5-1
Streak	Won 5
Last 10	9-1
First Meeting	1980
Last Meeting	2022

NIU

Overall	3-2
Home	1-2
Away	0-0
Neutral Site	2-0
Streak	Won 1
Last 10	3-2
First Meeting	1983
Last Meeting	2021

NOTRE DAME

Overall	12-3
Home	4-0
Away	0-0
Neutral Site	8-3
Streak	Lost 1
Last 10	7-3
First Meeting	1995
Last Meeting	2020

Memphis

Overall	2-0
Home	2-0
Away	0-0
Neutral Site	0-0
Streak	Won 2
Last 10	2-0
First Meeting	2008
Last Meeting	2016

ATHLETICS COMMUNICATIONS

SUN DEVIL NOTES

Softball Contact	Josh Fisher
Cell	801-703-5025
Email	josh.fisher@asu.edu
Twitter	@joshfisheraz
Website	TheSunDevils.com

QUICK FACTS

UNIVERSITY

Location	Tempe, Ariz. 85287-2505
Founded	1885
Enrollment	140,759
Nickname	Sun Devils
Colors	Maroon & Gold
Affiliation	NCAA
Division I Conference	Pac-12
President	Dr. Michael Crow
Athletics Director	Ray Anderson
Faculty Representative	Dr. Jeffrey Wilson
Athletic Dept. Phone	480-965-4382

COACHING STAFF

Head Coach	Megan Bartlett
Alma Mater	Notre Dame, 2005
ASU Record	0-0 (First Season)
Career Record	141-108 (Sixth Season)
Assistant Coach	Jimmy Kolaitis
Assistant Coach	Jeremy Manley
Volunteer Assistant Coach	Lonny Sargent
Softball Operations	Giorgie Loomis
Student Manager	Nick Sanchez

TEAM INFORMATION

2022 Record	43-11
Pac-12 Record / Finish	20-4 / 1st
Letterwinners Returning / Lost	9 / 10
Position Starters Returning / Lost	5 / 4
Pitchers Returning / Lost	1 / 4
Newcomers	13

PROGRAM HISTORY

Program Seasons	55th
Overall Record	1825-886-2 (.673)
NCAA Record	1576-815-2 (.659)
Conference Record	494-454-2 (.521)
Pac-12 Record	376-400-1 (.485)
Conference Championships	6
1977, 1978, 1980, 2008, 2011, 2022	
NCAA/AIAW Tournament Appearances	43
NCAA WCWS Appearances	12
National Championships	4
1972, 1973, 2008, 2011	
NFCA All-American Selections	44
All-Pac-12 Selections	39

BEHIND THE PLATE

Gianna Boccagno started 145 games for Boston College in the past four seasons. She posted 68 hits, 22 home runs and 58 RBIs during that time.

Sara Kinch transfers from Minnesota, where she hit .251 with 14 home runs and 51 RBIs in 88 games the past two seasons.

PLUG-AND-PLAY

Additional depth will come from a pair of freshmen in Mackenzie Nicholson and Shannon Cunningham. Mackenzie Nicholson – the sister of Taylor Nicholson – was named as one of the top 75 players in the 2022 class by Extra Inning Softball.

Cunningham comes from Tustin, Calif., where she was named Orange County All-County Second Team as a senior.

IN THE CIRCLE

Marissa Schuld is the lone returner to the pitching staff in 2023. In 27 appearances (10 starts) last season, Schuld led the team with a 2.09 ERA and 93 strikeouts. She was second in the country with an 11.62 strikeout-to-walk ratio.

Schuld won her final eight decisions in 2022, including a perfect game at Arizona on March 27. She has nine games in her career with 5-plus strikeouts.

Kenzie Brown made 22 appearances (nine starts) as a freshman at Tulsa last season. She finished with a 3-7 record and 45 strikeouts over 52.2 innings.

In two seasons and 21 appearances at Virginia Tech, Mac Osborne went 4-1 with a 3.27 ERA and 31 strikeouts.

Deborah Jones joins the Sun Devil staff after three seasons at Ball State. Jones compiled a 25-17 record with a 2.74 ERA and seven shutouts during that time.

The Sun Devils also welcome in freshman Kylee Magee, a Sun Devil legacy. Magee went 23-5 with a 0.82 ERA and 338 K's in 169 innings as a senior for Canyon High School. She was named one of the top 55 freshmen to watch this season by D1 Softball.

SISTER SISTER

Having one pair of siblings on the same team isn't anything out of the ordinary, but having two pairs of siblings on the same corresponding softball team is a rarity. Graduate Yanni Acuña decided to use her extra year of eligibility to have the opportunity to play with her younger sister, Yaya Acuña. Infielder Taylor Nicholson spent a season at Missouri before deciding to transfer to Arizona State but didn't come alone as she brought her younger sister, freshman Mackenzie Nicholson to Tempe.

ASU is one of eight teams in the Power 5 conferences to have one pair of siblings on their softball roster and the only one to have two sets of sisters.

LOADED SLATE

The 2023 schedule is loaded with challenges that include eight teams ranked in the NFCA Preseason Poll and 13 that appeared in the 2022 Softball Championship. The 30 teams on the Sun Devils' schedule posted a .611 winning percentage last season, with 23 posting a winning record. Nine of those teams won at least 70 percent of their games played.

CLUB FARRINGTON ADVANTAGE

Selected as one of the top college softball venues in the country by Softball America, Farrington Stadium is also among the top home-field advantages in the nation. Since the Sun Devils began playing at Farrington in 2000, they have gone 382-140 (.732) and never had a losing record at home.

Over the past seven seasons, ASU is averaging 1,032 fans per game – and 1,211 during the five seasons without crowd restrictions – creating one of the best atmospheres in the country. Club Farrington, as it has become known, was on full display during the 2022 postseason, where an average of 1,903 fans attended the six home games, including consecutive crowds of over 2,000 during the Super Regionals.

WATCH THE SUN DEVILS

The Sun Devils are scheduled to appear on the Pac-12 Networks 17 times in 2023. That begins with the home opener against BYU on February 16 and includes all three games of the Arizona series (March 10-12) and 10 road games.





2023 AWARDS AND HONORS

SOFTBALL AMERICA PRESEASON

ALL-AMERICAN

- Yanni Acuña (1st Team)
- Jazmine Hill (3rd Team)

D1 SOFTBALL PRESEASON ALL-AMERICAN

- Yanni Acuña (1st Team)

PAC-12 PRESEASON ALL-CONFERENCE

- Yanni Acuña

SOFTBALL AMERICA PRESEASON

TOP 100 PLAYERS

- Yanni Acuña (#16)
- Jazmine Hill (#42)

D1 SOFTBALL PRESEASON TOP 100 PLAYERS

- Yanni Acuña (#19)
- Jazmine Hill (#50)

D1 SOFTBALL FRESHMEN TO WATCH

- Kylee Magee

APPROACHING MILESTONES

Yanni Acuña

- 7 games from 150 career
- 9 runs from 120 (20th)
- 5 doubles from 38 (10th)
- 5 home runs from 30 (20th)
- 21 RBI from 100 career

Halle Harger

- 6 RBI from 50 career

Makenna Harper

- 22 hits from 100 career

Jazmine Hill

- 2 runs from 120 (20th)
- 8 doubles from 38 (10th)
- 2 triples from 8 (10th)
- 8 home runs from 38 (10th)
- 1 RBI from 115 (20th)
- 1 stolen base from 24 (20th)

Deb Jones

- 14.0 IP from 300 career
- 21 strikeouts from 250 career

Sara Kinch

- 4 games from 100 career
- 4 home runs from 20 career

Kayla Lissy

- 14 games from 100 career
- 12 hits from 100 career

Alexa Milius

- 21 hits from 100 career

Jazmyn Rollin

- 6 games from 150 career
- 4 RBI from 100 career
- 2 stolen bases from 40 career

ALBERTA B. FARRINGTON SOFTBALL STADIUM

Arizona State University unveiled the Alberta B. Farrington Softball Stadium in 2000 as home of the Sun Devil softball team.

Farrington Stadium features chair-back bleachers and individual seats with a capacity for 1,535 fans. In addition, a grass berm is located just beyond the first base line.

The stadium has several amenities that make it one of the premier softball stadiums in the Pac-12. Sunken dugouts are lighted for night games and have recessed, individual bat slots and locker room access. In addition, there are coaches' offices, a training room, a built-in concession stand, a team shop, restrooms and locker rooms for the home team, visiting team and officials.



STADIUM FACTS

Opened (Capacity)	2000 (1,535)
Dimensions	L-202 C-210 R-202
All-Time Stadium Record	382-140 (.732)

2022 LARGEST CROWDS

1.	2,058	California	April 30
2.	2,045	Northwestern !	May 29
3.	2,020	Northwestern !	May 28
4.	1,952	Northwestern !	May 27
5.	1,895	Utah	April 15
6.	1,888	UCLA	May 7
7.	1,877	Cal State Fullerton #	May 20
8.	1,851	UCLA	May 6
9.	1,839	San Diego State #	May 22
10.	1,791	California	April 29

– NCAA Regionals ! – NCAA Super Regionals

2022 ATTENDANCE RANKS

		P12	NCAA
Total Attendance	46,315	2nd	11th
Average Attendance	1,362	4th	15th
Percent to Capacity	88.7%	2nd	15th





ASU WHEN

BY SCHEDULE

February
March
April
May
Sunday
Monday
Tuesday
Wednesday
Thursday
Friday
Saturday
Game 1 of Day/Series
Game 2 of Day/Series
Game 3 of Series

BY GAME

Day games
Night games
Extra innings
Shutouts
vs. Ranked Opponent
vs. Top-10 Opponent

BY OPPOSING PITCHER

vs. Left starter
vs. Right starter

BY ASU PITCHER

Starter earns decision
Reliever earns decision
Stater 5+ IP
Starter less than 5 IP

BY SCORING / MARGIN

Scores first
Opp. scores first
1-Run games
2-Run games
5+Run games
Scoring 0-2 runs
... 3-5 runs
... 6-9 runs
... 10+ runs
Opponent 0-2 runs
... 3-5 runs
... 6-9 runs
... 10+ runs

BY STATS

Recording 0-3 hits
Recording 4-6 hits
Recording 7-9 hits
Recording 10+ hits
Allowing 0-3 hits
Allowing 4-6 hits
Allowing 7-9 hits
Allowing 10+ hits
Out-hit opponent
Out-hit by opponent
Hits are tied
Hit 0 home runs
... 1 home run
... 2+ home runs
Opponent 0 home runs
... 1 home run
... 2+ HRs
Made 0 errors
... 1 error
... 2+ errors
Opp. made 0 errors
... 1 error
... 2+ errors

RECORD WHEN LEADING AFTER

Inning	1	2	3	4	5	6
W-L						

RECORD WHEN TRAILING AFTER

Inning	1	2	3	4	5	6
W-L						

RECORD WHEN TIED AFTER

Inning	1	2	3	4	5	6
W-L						

COME FROM BEHIND WINS

DATE	OPPONENT	DEFICIT	FINAL

LAST AT-BAT WINS

DATE	OPPONENT	SCORE	FINAL

WALK-OFF WINS

DATE	OPPONENT	SCORE	FINAL

BATTING SITUATIONAL STATISTICS

vs. LEFT HAND PITCHING

H	AB	AVG
Sun Devils		
Opponents		

vs. RIGHT HAND PITCHING

H	AB	AVG
Sun Devils		
Opponents		

WITH BASES EMPTY

H	AB	AVG
Sun Devils		
Opponents		

WITH RUNNERS ON BASE

H	AB	AVG
Sun Devils		
Opponents		

WITH RISP

H	AB	AVG
Sun Devils		
Opponents		

WITH BASES LOADED

H	AB	AVG
Sun Devils		
Opponents		

WITH 2 OUTS

H	AB	AVG
Sun Devils		
Opponents		

AS LEADOFF

RCH	OPS	PCT
Sun Devils		
Opponents		

WITH 3RD & LT 2 OUT

RBI	OPS	PCT
Sun Devils		
Opponents		

ADVANCING RUNNERS

ADV	OPS	PCT
Sun Devils		
Opponents		

2OUT	ADV	RCH	RCH
RBI	OUT	LOB	ERR
FC			

Sun Devils			
Opponents			

SCORING BY INNING

	1	2	3	4	5	6	7	EX	TOT
Sun Devils									
Opponents									





HOME RUN BREAKDOWN

SUN DEVIL HOME RUNS

#	PLAYER	OPPONENT	DATE	INN	ON	OUT	COUNT	SCORE	FINAL
---	--------	----------	------	-----	----	-----	-------	-------	-------

INDIVIDUAL HOME RUN BREAKDOWN

2023	SOLO	2R	3R	GS	TOTAL	CAREER	'18	'19	'20	'21	'22	'23	
						Jazmine Hill	—	—	5	10	15	0	30
						Jazmyn Rollin	—	10	7	0	13	0	30
						Yanni Acuña	—	3	1	7	14	0	25
						Gianna Boccagno	—	8	3	4	7	0	22
						Sara Kinch	—	—	—	9	7	0	16
						Makenna Harper	—	0	1	10	4	0	15
						Alexa Milius	—	1	—	7	2	0	10
						Emily Cazares	—	—	—	0	8	0	8
						Kayla Lissy	—	—	—	2	3	0	5
						Jordyn VanHook	—	—	3	2	0	0	5
						Halle Harger	3	0	1	0	0	0	4
						Savannah Price	—	—	—	1	1	0	2
						Marissa Schuld	—	0	2	—	0	0	2

ASU	Opp
Total	
Home	
Road	
Neutral	
Conference	
Non-Conference	
Leading	
Trailing	
Tied	
Go-Ahead	
February	
March	
April	
May	
1st Inning	
2nd Inning	
3rd Inning	
4th Inning	
5th Inning	
6th Inning	
7th Inning	
Extra-Innings	
vs. LHP	
vs. RHP	
With 0 Outs	
With 1 Out	
With 2 Outs	
Solo	
Two-Run	
Three-Run	
Grand Slam	
Back-to-Back	
Pinch-Hit	
Walk-Off	





OFFENSE BREAKDOWN

BY MONTH	AVG	OPS	R	H	2B	3B	HR	BB	SO	SB	LOB
February											
March											
April											
May											
BY LOCATION	AVG	OPS	R	H	2B	3B	HR	BB	SO	SB	LOB
Home											
Away											
Neutral											
BY OPPONENT	AVG	OPS	R	H	2B	3B	HR	BB	SO	SB	LOB
Arizona											
California											
Grand Canyon											
Littlewood Classic											
Mary Nutter Classic											
Oklahoma State											
Oregon											
Oregon State											
SDSU Season Kickoff											
Stanford											
Sun Devil Classic											
UCF											
UCLA											
Utah											
Washington											

HITTING STREAKS

	SEASON	CAREER	ACTIVE	H	AB	AVG	2B	3B	HR	RBI
Yannira Acuña	8	8	14	28	.500	3	0	2	7	
Yannixa Acuña										
Gianna Boccagno	4									
Emily Cazares	12	3	4	11	.364	0	0	1	4	
Shannon Cunningham										
Halle Harger	4									
Makenna Harper	5	1	1	4	.250	0	0	0	1	
Jazmine Hill	7									
Sara Kinch	7									
Kayla Lissy	13									
Kalyn McCarthy										
Alexa Milius	13									
Mackenzie Nicholson										
Taylor Nicholson										
Savannah Price	5									
Jazmyn Rollin	8									
Marissa Schuld	9									
Jordyn VanHook	2									

MISCELLANEOUS HITTING

MULTIPLE HIT GAMES

	2	3	4	5+	Total

TEAM

MULTIPLE RBI GAMES

	2	3	4	5+	Total

TEAM

PINCH HITTING

PLAYER	AVG	AB	H	RBI





PITCHING BREAKDOWN

	W-L	ERA	IP	H	R	ER	BB	SO	BAA	WHIP
Starters										
Relievers										
BY MONTH	W-L	ERA	IP	H	R	ER	BB	SO	BAA	WHIP
February										
March										
April										
May										
BY LOCATION	W-L	ERA	IP	H	R	ER	BB	SO	BAA	WHIP
Home										
Away										
Neutral										
BY OPPONENT	W-L	ERA	IP	H	R	ER	BB	SO	BAA	WHIP
Arizona										
California										
Grand Canyon										
Littlewood Classic										
Mary Nutter Classic										
Oklahoma State										
Oregon										
Oregon State										
SDSU Season Kickoff										
Stanford										
Sun Devil Classic										
UCF										
UCLA										
Utah										
Washington										

SCORELESS INNINGS

SCORELESS INNINGS PITCHED

	Total
Kenzie Brown	
Deborah Jones	
Kylee Magee	
Mac Osborne	
Marissa Schuld	
Scoreless innings pitched only includes complete 3-out innings.	

SCORELESS INNINGS STREAK

	Active	Long
Kenzie Brown		
Deborah Jones		
Kylee Magee		
Mac Osborne		
Marissa Schuld		
Scoreless inning streaks counts from the start of a new inning/appearance to end of scoreless streak.		

PERFECT INNINGS PITCHED

	Total
Kenzie Brown	
Deborah Jones	
Kylee Magee	
Mac Osborne	
Marissa Schuld	

INDIVIDUAL BREAKDOWN

CHARTING THE STARTERS Stats are for starts only.

PITCHER	STARTS	IP	IP START	W-L	ERA	BAA	WHIP	BB/7	K/7	RUN SUPPORT	RS/7	TEAM RECORD
Kenzie Brown												
Deborah Jones												
Kylee Magee												
Mac Osborne												
Marissa Schuld												
STARTER TOTALS												

FROM THE BULLPEN Stats are for relief appearances only.

PITCHER	APP	IP	W-L	SV	ERA	BAA	WHIP	BB/7	K/7	1ST BATTER FACED	INHERITED RUNNERS
										AB H AVG BB K	IR RS PCT
Kenzie Brown											
Deborah Jones											
Kylee Magee											
Mac Osborne											
Marissa Schuld											
BULLPEN TOTALS											





2022 STANDINGS / RPI RANKINGS

PAC-12 STANDINGS

	CONFERENCE		OVERALL		LAST 10	STREAK
	W-L	PCT	W-L	PCT		
Arizona State	20-4	.833	43-11	.796	7-3	Lost 1
UCLA	19-5	.792	51-10	.836	8-2	Lost 1
Washington	14-10	.583	38-17	.691	5-5	Lost 1
Stanford	11-13	.458	39-22	.639	5-5	Lost 2
Oregon	10-14	.417	33-19	.635	7-3	Lost 1
Oregon State	9-15	.375	39-22	.639	6-4	Lost 2
Utah	9-15	.375	27-27	.500	5-5	Won 1
Arizona	8-16	.333	39-22	.639	6-4	Lost 1
California	8-16	.333	28-27-1	.509	3-7	Lost 4

RPI RANKINGS

Category	Value	Category	Value
RPI	6	RPI 1-25	10-5
RPI Value	0.64804	RPI 26-50	14-4
Adj. RPI	8	RPI 51-100	7-2
Adj. RPI Value	0.66764	RPI 101+	12-0
SOS	16	vs Top 100	31-11
Adj. Non-Conf RPI	18	vs below 150	7-0
Conf RPI	2		
Conf RPI Value	0.62701		
NC SOS	41		
NC SOS Value	0.57186		

2022 STATISTICAL RANKINGS

TEAM RANKINGS

	Stat	Pac-12	NCAA
Batting Average	.315	3	16
Double Plays per Game	0.33	3	76
Doubles	85	2	21
Doubles per Game	1.57	1	19
Earned Run Average	2.60	4	44
Fielding Percentage	.964	8	109
Hit Batters	37	6	220
Home Runs per game	1.93	1	4
On Base Percentage	.422	1	5
Scoring	6.85	1	8
Shutouts	11	5	51
Slugging Percentage	.610	1	4
Stolen Bases per Game	0.67	7	222
Strikeout-to-Walk Ratio	4.07	3	13
Triples per Game	0.11	8	211
WL Percentage	.796	2	10
Walks	199	1	22

INDIVIDUAL RANKINGS (NCAA 100)

Yannira Acuña	Stat	Pac-12	NCAA
Batting Average	.430	2	15
Doubles	19	1	9
Doubles Per Game	0.35	1	14
Hit by Pitch per Game	0.37	1	10
Hits	64	9	91
Home Runs	14	13	81
Home Runs Per Game	0.26	15	96
On Base Percentage	.562	2	7
Runs per Game	1.17	1	5
Slugging Percentage	.852	3	13
Total Bases	127	6	32

Jazzmine Hill	Stat	Pac-12	NCAA
Home Runs	15	8	54
Home Runs Per Game	0.28	9	68
Runs Batted In Per Game	1.00	5	31
Total Bases	113	12	72

Jazmyn Rollin	Stat	Pac-12	NCAA
Hit by Pitch per Game	0.30	3	30
Home Runs	13	14	98
Home Runs Per Game	0.28	10	69

Marissa Schuld	Stat	Pac-12	NCAA
Earned Run Average	2.09	8	80
Saves	3	2	37
Strikeout-to-Walk Ratio	11.62	1	2
Walks Allowed Per 7IP	0.64	1	3

NCAA CAREER ACTIVE LEADERS (End of 2022 Season)

Yannira Acuña	Stat	Rank
Hit by Pitch	35	29





SUN DEVILS IN THE POLLS

USA TODAY / NFCA (January 31)

Rank	Team	Record	Points	Last
1	Oklahoma (32)	800	59-3	1
2	UCLA	747	51-10	3
3	Oklahoma State	723	48-14	4
4	Florida	673	49-19	5
5	Florida State	614	54-7	13
6	Texas	605	47-22-1	2
7	Arkansas	584	48-11	9
8	Northwestern	553	45-13	6
9	Alabama	462	44-13	17
10	Clemson	451	42-17	16
11	Virginia Tech	443	46-10	10
12	Arizona	420	39-22	7
13	Tennessee	367	41-18	20
14	Washington	346	38-17	15
15	Georgia	300	40-16	22
16	Duke	282	44-11	12
17	Stanford	277	39-22	18
18	UCF	269	49-14	14
19	Oregon State	257	39-22	8
20	Kentucky	232	37-19	21
21	Auburn	163	40-17	24
22	Arizona State	160	43-11	11
23	Mississippi State	133	37-27	19
24	Oregon	124	33-19	25
25	LSU	116	34-23	RV

ESPN / USA SOFTBALL (January 24)

Rank	Team	Record	Points	Last
1	Oklahoma (25)	59-3	625	1
2	UCLA	51-10	596	3
3	Oklahoma State	48-14	559	4
4	Florida State	54-7	497	13
5	Florida	49-19	481	5
6	Arkansas	48-11	464	8
7	Alabama	44-13	437	17
8	Northwestern	45-13	429	6
9	Texas	47-22-1	411	2
10	Clemson	42-17	410	14
11	Virginia Tech	46-10	357	9
12	Tennessee	41-18	346	19
13	Georgia	43-18	291	23
14	Stanford	39-22	286	T15
15	Arizona	39-22	249	7
16	Washington	38-17	239	18
17	Kentucky	37-19	223	21
18	UCF	49-14	216	T15
19	Duke	44-11	193	12
20	LSU	34-23	179	RV
21	Auburn	40-17	124	RV
22	Oregon	33-19	103	25
23	Missouri	38-22	88	22
24	Louisiana	47-13	68	RV
25	Oregon State	39-22	65	10

D1SOFTBALL (January 17)

Rank	Team	Record	Last
1	Oklahoma	59-3	1
2	UCLA	51-10	2
3	Oklahoma State	48-14	3
4	Florida State	53-7	12
5	Florida	49-19	5
6	Alabama	44-13	18
7	Northwestern	45-13	6
8	Arkansas	48-11	8
9	Clemson	42-17	15
10	Georgia	43-18	23
11	Stanford	39-22	16
12	Tennessee	41-18	20
13	Virginia Tech	46-10	7
14	Texas	47-22-1	4
15	UCF	49-14	13
16	Kentucky	37-19	19
17	LSU	34-23	NR
18	Arizona	39-22	9
19	Auburn	40-17	NR
20	Louisiana	48-13	24
21	Washington	38-17	21
22	Duke	44-11	14
23	Oregon	33-19	NR
24	North Texas	38-15	NR
25	Ole Miss	41-19	NR

SOFTBALL AMERICA (January 24)

Rank	Team	Record	Last
1	Oklahoma	59-3	1
2	Oklahoma State	48-14	3
3	Florida State	53-7	17
4	UCLA	51-10	4
5	Florida	49-19	5
6	Northwestern	45-13	7
7	Arkansas	48-11	10
8	Alabama	44-13	18
9	Texas	47-22-1	2
10	Clemson	42-17	12
11	Virginia Tech	46-10	9
12	Georgia	43-18	25
13	Tennessee	41-18	19
14	Arizona	39-22	6
15	Duke	44-11	13
16	UCF	49-14	14
17	Washington	38-17	20
18	Auburn	40-17	
19	Kentucky	37-19	22
20	Stanford	39-22	16
21	Michigan	38-18	23
22	Louisiana	48-13	24
23	Mississippi State	37-27	15
24	Oregon State	39-22	8
25	Arizona State	43-11	11

ASU WEEK-BY-WEEK

	RECORD	NFCA	ESPN	D1	SA	RPI	MASSEY
Preseason	0-0	22	RV	NR	25	—	—
1							
2							
3							
4							
5							
6							
7							
8							
9							
10							
11							
12							
13							
14							
Final							





2023 SEASON SCHEDULE / RESULTS

DATE	OPPONENT	SCORE / TIME (AZ)	ASU R-H-E	OPP R-H-E	ASU PITCHER(S) OF RECORD	REC	P12	RK	GB	TIME	ATT
Feb 9	vs. CSUN	2:00 pm									
Feb 9	at San Diego State	7:00 pm									
Feb 10	vs. Northern Illinois	3:00 pm									
Feb 10	vs. Notre Dame	5:30 pm									
Feb 11	vs. Memphis	10:00 am									
Feb 16	BYU	6:00 pm									
Feb 17	Portland State	5:00 pm									
Feb 18	Illinois State	4:00 pm									
Feb 18	DePaul	6:30 pm									
Feb 19	Weber State	10:30 am									
Feb 24	vs. Loyola Marymount	9:00 pm									
Feb 25	vs. Bethune-Cookman	3:30 pm									
Feb 25	vs. Portland State	8:30 pm									
Feb 26	vs. UC San Diego	1:00 pm									
Feb 26	vs. Long Beach State	3:30 pm									
Mar 3	New Mexico	4:00 pm									
Mar 3	Charlotte	6:30 pm									
Mar 4	Michigan State	4:00 pm									
Mar 4	Boise State	6:30 pm									
Mar 5	Houston	Noon									
Mar 10	Arizona*	7:00 pm									
Mar 11	Arizona*	5:00 pm									
Mar 12	Arizona*	2:00 pm									
Mar 17	vs. UCF	11:00 am									
Mar 17	at Oklahoma State	5:30 pm									
Mar 18	vs. UCF	10:00 am									
Mar 18	at Oklahoma State	12:30 pm									
Mar 24	at California*	3:00 pm									
Mar 25	at California*	2:00 pm									
Mar 26	at California*	2:00 pm									
Mar 31	Washington*	6:00 pm									
Apr 1	Washington*	5:00 pm									
Apr 2	Washington*	Noon									
Apr 6	at Utah*	3:00 pm									
Apr 7	at Utah*	3:00 pm									
Apr 8	at Utah*	11:00 am									
Apr 11	Grand Canyon	6:00 pm									
Apr 14	Oregon*	6:00 pm									
Apr 15	Oregon*	5:00 pm									
Apr 16	Oregon*	2:00 pm									
Apr 21	at UCLA*	5:00 pm									
Apr 22	at UCLA*	TBA									
Apr 23	at UCLA*	2:00 pm									
Apr 28	Stanford*	6:00 pm									
Apr 29	Stanford*	5:00 pm									
Apr 30	Stanford*	Noon									
May 5	at Oregon State*	5:00 pm									
May 6	at Oregon State*	2:00 pm									
May 7	at Oregon State*	Noon									

All times Arizona (Mountain Standard) * – Denotes Pac-12 Game ^ – Denotes Pac-12 Tournament





SEASON SUPERLATIVES

TEAM

OFFENSE

FIELDING

PITCHING

INDIVIDUAL

OFFENSE

FIELDING

PITCHING





THE LAST TIME

BATTING

AN ASU TEAM

Had 10+ hits	11 vs. Northwestern (5/27/22)
Had 15+ hits	15 vs. San Diego State (5/21/22)
Scored 5+ runs	6 vs. Northwestern (5/29/22)
Scored 10+ runs	10 vs. San Diego State (5/21/22)
Scored 15+ runs	21 vs. Grand Canyon (4/6/21)
Scored 20+ runs	21 vs. Grand Canyon (4/6/21)
Hit 4+ doubles	4 vs. San Diego State (5/21/22)
Hit 2+ triples	2 vs. BYU (3/10/22)
Hit 2+ home runs	2 vs. Northwestern (5/29/22)
Hit 3+ home runs	3 vs. Northwestern (5/27/22)
Stole 4+ bases	4 vs. UIW (3/5/21)
Left 10+ runners on base	11 vs. Northwestern (5/28/22)

A SUN DEVIL PLAYER

Had 3+ hits	Jazmine Hill [4]	vs. Northwestern (5/28/22)
Had 4+ hits	Jazmine Hill [4]	vs. Northwestern (5/28/22)
Scored 3+ runs	Alynah Torres [3]	vs. Utah (4/15/22)
Scored 4+ runs	Jazmine Hill [4]	vs. Illinois State (2/19/22)
Had 3+ RBIs	Emily Cazares [4]	vs. Northwestern (5/29/22)
Had 4+ RBIs	Emily Cazares [4]	vs. Northwestern (5/29/22)
Had 5+ RBIs	Cydney Sanders [5]	vs. Cal Poly (3/4/22)
Had 6+ RBIs	Maddi Hackbarth [6]	vs. San Diego (2/21/20)
Hit 2+ doubles	Makenna Harper [2]	vs. California (5/1/22)
Hit a triple	Alynah Torres	vs. California (4/30/22)
Hit 2+ home runs	Cydney Sanders [2]	vs. Washington (5/14/22)
Hit walk-off home run	Emily Cazares	vs. UCLA (5/8/22)
Hit a grand slam	Kristiana Watson	vs. Cal State Fullerton (5/20/22)
Led off 1st inn. with HR	Alynah Torres	vs. Northwestern (5/29/22)
Stole 3+ bases	Morgan Howe [3]	vs. California (5/3/19)
Drew 3+ walks	Cydney Sanders [3]	vs. Northwestern (5/29/22)
Drew 4+ walks	Cheyenne Coyle [4]	vs. Arizona (3/30/14)

AN OPPOSING TEAM

Had 10+ hits	14 vs. Northwestern (5/29/22)
Had 15+ hits	16 vs. UCLA (5/7/22)
Scored 5+ runs	8 vs. Northwestern (5/29/22)
Scored 10+ runs	15 vs. Arizona (4/17/21)
Scored 15+ runs	15 vs. Arizona (4/17/21)
Hit 4+ doubles	4 at Oregon (4/10/22)
Hit 2+ triples	
Hit 2+ home runs	2 vs. Northwestern (5/28/22)
Stole 4+ bases	4 vs. Michigan (2/27/15)
Left 10+ runners on base	11 vs. Northwestern (5/29/22)

AN OPPOSING PLAYER

Had 3+ hits	Maeve Nelson [3]	vs. Northwestern (5/29/22)
Had 4+ hits	Jordyn Rudd [4]	vs. Northwestern (5/29/22)
Scored 3+ runs	Espinoza [3]	vs. San Diego State (5/21/22)
Had 3+ RBIs	Jordyn Rudd [3]	vs. Northwestern (5/29/22)
Had 4+ RBIs	Makena Smith [4]	vs. California (4/30/22)
Hit 2+ doubles	Jordyn Rudd [2]	vs. Northwestern (5/28/22)
Hit a triple	Makena Smith	vs. California (4/30/22)
Hit 2+ home runs	Halle Morris	vs. Utah (4/14/22)

PITCHING

AN ASU TEAM

Threw a no-hitter	vs. Arizona (5 inn.) (3/27/22)
Threw a perfect game	vs. Arizona (5 inn.) (3/27/22)
Threw a shutout	vs. California (5 inn.) (5/1/22)
Recorded 10+ strikeouts	12 vs. Northwestern (5/28/22)
Recorded 15+ strikeouts	15 vs. Cal State Fullerton (2/23/20)

A SUN DEVIL PLAYER

Threw a no-hitter	Marissa Schuld	vs. Arizona (5 inn.) (3/27/22)
Threw a perfect game	Marissa Schuld	vs. Arizona (5 inn.) (3/27/22)
Threw a shutout	Lindsay Lopez	vs. California (5 inn.) (5/1/22)
Recorded 10+ strikeouts	Marissa Schuld [10]	vs. Marist (3/15/22)
Recorded 15+ strikeouts	Giselle Juarez [15]	at Oregon State (4/8/18)
Gave up 10+ hits	Lindsay Lopez [13]	vs. BYU (5/21/21)
Walked 5+ batters	Allison Royalty [5]	vs. Duke (2/12/22)

AN OPPOSING TEAM

Threw a no-hitter	
Threw a shutout	vs. Loyola Marymount (3/5/22)
Recorded 10+ strikeouts	13 at Washington (5/12/22)
Recorded 15+ strikeouts	16 vs. Michigan (3/2/17)

AN OPPOSING PLAYER

Threw a no-hitter		
Threw a shutout	Jenna Perez	vs. Loyola Marymount (3/5/22)
Recorded 10+ strikeouts	Gabbie Plain [13]	at Washington (5/12/22)
Recorded 15+ strikeouts	Megan Betsa [16]	vs. Michigan (3/2/17)
Gave up 10+ hits	Danielle Williams [11]	vs. Northwestern (5/27/22)
Walked 5+ batters	Danielle Williams [5]	vs. Northwestern (5/29/22)

FIELDING

AN ASU TEAM

Did not commit an error	vs. Northwestern (5/27/22)
Committed 2+ errors	2 vs. Northwestern (5/29/22)
Turned a double play	vs. Northwestern (5/27/22)
Turned a triple play	

A SUN DEVIL PLAYER

Recorded 10+ putouts	Jessica Puk [12]	vs. Northwestern (5/28/22)
Recorded 15+ putouts	Cydney Sanders [19]	vs. Northwestern (5/27/22)
Recorded 5+ assists	Alynah Torres [5]	vs. Northwestern (5/27/22)
Committed 2+ errors	Halle Harger [2]	vs. San Diego State (5/22/22)

AN OPPOSING TEAM

Did not commit an error	vs. Northwestern (5/29/22)
Committed 2+ errors	2 vs. Northwestern (5/28/22)
Turned a double play	at Washington (5/13/22)
Turned a triple play	

AN OPPOSING PLAYER

Recorded 10+ putouts	Cuchran [14]	vs. Northwestern (5/27/22)
Recorded 15+ putouts	Val Pero [15]	vs. Loyola Marymount (3/5/22)
Recorded 5+ assists		
Committed 2+ errors	Toto [2]	vs. Cal State Fullerton (5/20/22)

MISCELLANEOUS

AN ASU TEAM

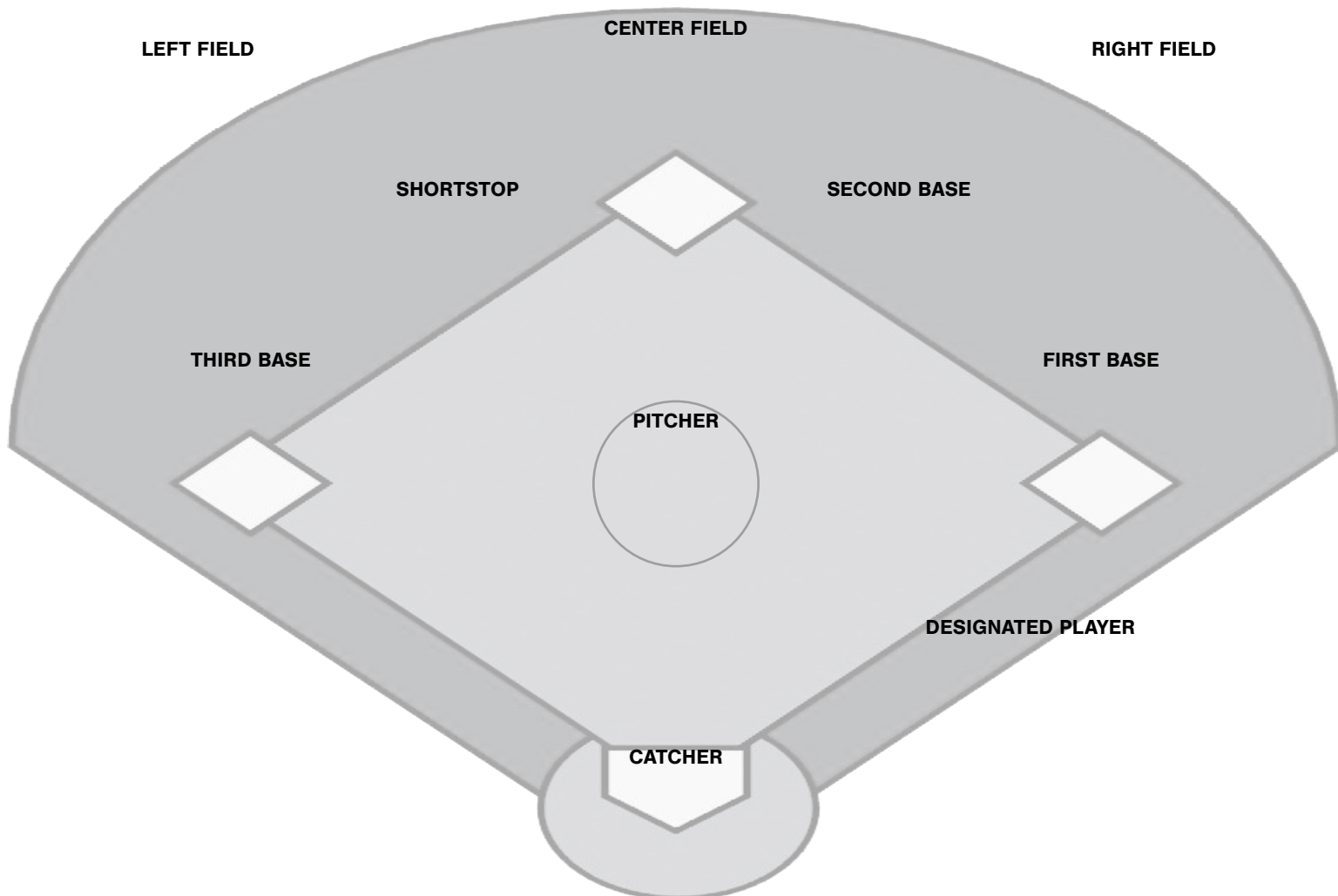
Won in extra-innings	7-4 vs. Northwestern (8 inn.) (5/28/22)
Won by run-rule	8-0 vs. California (5 inn.) (5/1/22)
Scored 6+ runs in an inning	6 at Oregon (4/9/22)
Scored 10+ runs in an inning	10 vs. UTEP (3/6/21)





STARTERS SUMMARY

PLAYER	2023 BY LINEUP POSITION									CAREER BY SEASON						
	1ST	2ND	3RD	4TH	5TH	6TH	7TH	8TH	9TH	2018	2019	2020	2021	2022	2023	CAREER
Gianna Boccagno											52	20	41	32		145
Jazmine Hill												29	49	54		132
Jazmyn Rollin											44	26	8	44		122
Yannira Acuña											30	7	26	54		117
Makenna Harper											4	22	47	32		105
Sara Kinch													34	51		85
Kayla Lissy													47	35		82
Halle Harger										25	2	8	18	27		80
Alexa Milius											33		33	9		75
Emily Cazares													0	33		33
Savannah Price													8	24		32
Marissa Schuld											2	15		15		32
Jordyn VanHook												1	9	1		11
Yannixa Acuña																0
Shannon Cunningham																0
Kalyn McCarthy																0
Mackenzie Nicholson																0
Taylor Nicholson																0



COACHING STAFF



MEGAN BARTLETT

THE BARTLETT FILE

Hometown	Terre Haute, Ind.
Education	University of Notre Dame, 2005
	MBA: Loyola University Chicago, 2007
	JD: Northern Illinois, 2012
Twitter	@coachcbartlett

COACHING CAREER

Loyola University Chicago, GA	2005-07
Northern Illinois, Assistant Coach	2007-12
DePaul, Volunteer Assistant	2013-14
Purdue Assistant Coach	2014-15
Ball State, Head Coach	2016-20
Texas, Assistant Coach	2021-22
Arizona State, Head Coach	Present

COACHING RECORD

Year	School	W	L	T	%
2016	Ball State	22	32	0	.407
2017	Ball State	30	28	0	.517
2018	Ball State	37	19	0	.661
2019	Ball State	34	20	0	.630
2020	Ball State	18	9	0	.667
2023	Arizona State	0	0	0	.000
6 Season Career		141	108	0	.566
5 Seasons @Ball State		141	108	0	.566

Megan Bartlett has been named the head coach for the Arizona State University women's softball program, on June 22, 2022, as announced by Vice President for University Athletics and Athletics Director Ray Anderson.

In 2022, she helped guide Texas to their WCWS appearance against Oklahoma. The squad finished with a 47-22-1 record and No. 2 in the final USA Today/NFCA poll. Bartlett was a mastermind behind the success of the Texas' offense, with the program leading the nation in doubles (116) while setting school single-season records for doubles, runs scored (397), hits (560), total bases (906), RBIs (355), walks (224) and games played (70). UT rallied for an impressive 18 come-from-behind victories, posted 14 total wins over ranked teams and won its first six elimination games during its postseason run through the NCAA Seattle Regional, the NCAA Fayetteville Super Regional and the Women's College World Series.

In her first campaign on the Forty Acres in 2021, Bartlett helped guide Texas to a 43-14 overall record, a No. 12 final ranking and a berth in the NCAA Stillwater Super Regional. The squad set program records for team batting average (.342 - third in NCAA Division I), slugging (.561 - seventh NCAA) and on-base percentage (.419 - fourth NCAA) while putting up top five single-season totals for hits (512 - third NCAA), doubles (79), RBIs (338) and HR's (78).

As the head coach at Ball State for five seasons (2016-20), Bartlett led the program to a 141-108 overall record (.567) while registering three consecutive 30-win seasons from 2017-19. Over that stretch, she helped guide the Cardinals to the 2018 Mid-American Conference (MAC) West Division title with that season's 37 victories marking the fourth-most wins in a single season in program history.

Over her five years in charge of the Ball State program, Bartlett mentored four National Fastpitch Coaches Association (NFCA) All-Great Lakes Region selections, outfielder Rachel Houck (second team), designated player Madison Lee (second team), pitcher Nicole Steinbach (third team) and infielder Stacy Payton (third team). She also had players earn a combination of 12 All-MAC or All-MAC Freshman Team honors and 29 Academic All-MAC accolades to go along with six MAC Distinguished Scholar Athlete inclusions.

Bartlett began her coaching career as a graduate assistant coach at Loyola University Chicago (2005-07), where she was part of the 2007 Horizon League Coaching Staff of the Year while helping her squad to the league's regular season title.

From there, she moved on to become an assistant coach at Northern Illinois (2007-12), working with infielders and outfielders while also serving as the recruiting coordinator, offensive coordinator and

camp coordinator. During her stay at NIU, she guided Huskies hitters to multiple single-season records and helped tutor the squad to top 40 national rankings in 2011 in doubles (2nd - 1.81), batting average (24th - .312), scoring (33rd - 5.49) and slugging percentage (39th - .461).

After spending a single campaign at DePaul as a volunteer assistant coach for the 2014 Big East regular season and tournament champions (44-11), Bartlett moved on to become an assistant coach at Purdue (2014-15). During the 2015 season with the Boilermakers, she served as the team's defensive coordinator, helping the squad improve its team fielding percentage from 10th (.956) all the way to third in the Big 10 (.970).

As a professional softball player, Bartlett was a part of two regular season National Pro Fastpitch (NPF) championship teams (2005-06) with the Chicago Bandits.

Under her maiden name Megan Ciolli, was a four-year letter winner at Notre Dame (2002-05), helping power the Irish to four NCAA Regional appearances, four Big East regular season championships and two Big East Tournament titles. A two-time NFCA All-American (2004, 2005), she captained the 2005 squad to a 46-15 mark while helping secure the program's first-ever NCAA Regional home contests.

The 2004 Big East Player of the Year, Bartlett completed her playing career at Notre Dame as the program's leader in hits (284) and stolen bases (76), while finishing in the top five in batting average (second - .368) and runs scored (second - 161). She also finished ranked in the UND career top 10 in doubles (ninth - 37), triples (seventh - 9), HR's (ninth - 13) and RBIs (10th - 101).

Prior to her collegiate career, the Terre Haute, Ind., native was a three-sport standout in softball, basketball and soccer at North Vigo High School. Following her senior year in 2001, Bartlett was named Indiana Miss Softball as well as the Indiana Gatorade Player of the Year.

Bartlett graduated from the University of Notre Dame with a bachelor's degree of business administration in managerial consulting in 2005. She completed her master's of business administration in healthcare administration at Loyola University Chicago in 2007 and went on to earn a juris doctor from Northern Illinois in 2012.

A licensed attorney in the state of Illinois, she is married to Mike Bartlett, a former professional hockey player, and has two daughters, Vivian and Maren.

ASSISTANT COACHES / SUPPORT STAFF



JIMMY KOLAITIS
Assistant Coach
Third Season



JEREMY MANLEY
Assistant Coach
First Season



LONNY SARGENT
Volunteer Assistant
First Season



GEORGIE LOOMIS
Softball Operations
Third Season



NICK SANCHEZ
Student Manager
First Season

THE SUN DEVILS



1 MACKENZIE NICHOLSON

UTILITY

Freshman • 5-7 • R/R

Atlanta, Ga.

Warhill

2023 | FRESHMAN



GAME-BY-GAME BATTING

DATE	OPPONENT	POS	AB	R	H	RBI	2B	3B	HR	BB	K	AVG
F9	vs. CSUN											
F9	at San Diego State											
F10	vs. Northern Illinois											
F10	vs. Notre Dame											
F11	vs. Memphis											
F16	BYU											
F17	Portland State											
F18	Illinois State											
F18	DePaul											
F19	Weber State											
F24	vs. Loyola Marymount											
F25	vs. Bethune-Cookman											
F25	vs. Portland State											
F26	vs. UC San Diego											
F26	vs. Long Beach State											
M3	New Mexico											
M3	Charlotte											
M4	Michigan State											
M4	Boise State											
M5	Houston											
M10	Arizona											
M11	Arizona											
M12	Arizona											
M17	vs. UCF											
M17	at Oklahoma State											
M18	vs. UCF											
M18	at Oklahoma State											
M24	at California											
M25	at California											
M26	at California											
M31	Washington											
A1	Washington											
A2	Washington											
A6	at Utah											
A7	at Utah											
A8	at Utah											
A11	Grand Canyon											
A14	Oregon											
A15	Oregon											
A16	Oregon											
A21	at UCLA											
A22	at UCLA											
A23	at UCLA											
A28	Stanford											
A29	Stanford											
A30	Stanford											
M5	at Oregon State											
M6	at Oregon State											
M7	at Oregon State											

MULTIPLE HIT GAMES

	2	3	4	5+	Total
2023					

MULTIPLE RBI GAMES

	2	3	4	5+	Total
2023					

CAREER HIGHS

At Bats	
Runs	
Hits	
Runs Batted In	
Doubles	
Triples	
Home Runs	
Walks	
Stolen Bases	
Hitting Streak	

CAREER STATISTICS

SEASON	AVG	GP	GS	AB	R	H	2B	3B	HR	RBI	SLG%	BB	HBP	SO	GDP	OB%	SF	SH	SB
2023																			



THE SUN DEVILS



2 HALLE HARGER

INFIELDER

Graduate • 5-4 • R/R

Hanford, Calif.

Hanford West

Boise State

2023 | GRADUATE



GAME-BY-GAME BATTING

DATE	OPPONENT	POS	AB	R	H	RBI	2B	3B	HR	BB	K	AVG
F9	vs. CSUN											
F9	at San Diego State											
F10	vs. Northern Illinois											
F10	vs. Notre Dame											
F11	vs. Memphis											
F16	BYU											
F17	Portland State											
F18	Illinois State											
F18	DePaul											
F19	Weber State											
F24	vs. Loyola Marymount											
F25	vs. Bethune-Cookman											
F25	vs. Portland State											
F26	vs. UC San Diego											
F26	vs. Long Beach State											
M3	New Mexico											
M3	Charlotte											
M4	Michigan State											
M4	Boise State											
M5	Houston											
M10	Arizona											
M11	Arizona											
M12	Arizona											
M17	vs. UCF											
M17	at Oklahoma State											
M18	vs. UCF											
M18	at Oklahoma State											
M24	at California											
M25	at California											
M26	at California											
M31	Washington											
A1	Washington											
A2	Washington											
A6	at Utah											
A7	at Utah											
A8	at Utah											
A11	Grand Canyon											
A14	Oregon											
A15	Oregon											
A16	Oregon											
A21	at UCLA											
A22	at UCLA											
A23	at UCLA											
A28	Stanford											
A29	Stanford											
A30	Stanford											
M5	at Oregon State											
M6	at Oregon State											
M7	at Oregon State											

MULTIPLE HIT GAMES

	2	3	4	5+	Total
2018	1				1
2019					
2020	1				1
2021	2				2
2022	2				2
2023					
CAREER	6				6

MULTIPLE RBI GAMES

	2	3	4	5+	Total
2018	6		2		8
2019					
2020	2				2
2021		2			2
2022					
2023					
CAREER	8	2	2		12

CAREER HIGHS

At Bats	4	(6x) at Utah (4/1/21)
Runs	2	(4x) vs. Kansas (3/4/22)
Hits	2	(6x) vs. Marist (3/15/22)
Runs Batted In	4	(2x) vs. Montana (3/4/18)
Doubles	2	at Utah (4/1/21)
Triples		
Home Runs	1	(4x) vs. New Mexico (2/21/20)
Walks	1	(9x) vs. California (4/30/22)
Stolen Bases	1	vs. New Mexico (2/28/21)
Hitting Streak	4	February 11, 2018 – February 17, 2018

CAREER STATISTICS

SEASON	AVG	GP	GS	AB	R	H	2B	3B	HR	RBI	SLG%	BB	HBP	SO	GDP	OB%	SF	SH	SB
2018 (Boise)	.193	38	25	88	9	17	2	0	3	25	.318	3	1	11	1	.223	2	2	0
2019 (Boise)	.000	7	2	9	0	0	0	0	0	1	.000	0	0	0	0	.000	0	0	0
2020	.364	15	8	22	7	8	1	0	1	7	.545	2	5	1	0	.517	0	0	0
2021	.250	25	18	44	4	11	3	0	0	8	.318	1	0	9	1	.267	0	2	1
2022	.254	37	27	63	8	16	2	0	0	3	.286	4	6	15	0	.356	0	4	0
2023																			
Total	.230	122	80	226	28	52	8	0	4	44	.319	10	12	36	2	.296	2	8	1



THE SUN DEVILS



4 JAZMYN ROLLIN

INFIELDER

Senior • 5-8 • L/R

Salt Lake City, Utah

West

Missouri

2023 | SENIOR



GAME-BY-GAME BATTING

DATE	OPPONENT	POS	AB	R	H	RBI	2B	3B	HR	BB	K	AVG
F9	vs. CSUN											
F9	at San Diego State											
F10	vs. Northern Illinois											
F10	vs. Notre Dame											
F11	vs. Memphis											
F16	BYU											
F17	Portland State											
F18	Illinois State											
F18	DePaul											
F19	Weber State											
F24	vs. Loyola Marymount											
F25	vs. Bethune-Cookman											
F25	vs. Portland State											
F26	vs. UC San Diego											
F26	vs. Long Beach State											
M3	New Mexico											
M3	Charlotte											
M4	Michigan State											
M4	Boise State											
M5	Houston											
M10	Arizona											
M11	Arizona											
M12	Arizona											
M17	vs. UCF											
M17	at Oklahoma State											
M18	vs. UCF											
M18	at Oklahoma State											
M24	at California											
M25	at California											
M26	at California											
M31	Washington											
A1	Washington											
A2	Washington											
A6	at Utah											
A7	at Utah											
A8	at Utah											
A11	Grand Canyon											
A14	Oregon											
A15	Oregon											
A16	Oregon											
A21	at UCLA											
A22	at UCLA											
A23	at UCLA											
A28	Stanford											
A29	Stanford											
A30	Stanford											
M5	at Oregon State											
M6	at Oregon State											
M7	at Oregon State											

MULTIPLE HIT GAMES

	2	3	4	5+	Total
2019	9	2			11
2020	9	1			10
2021					
2022	4	1			5
2023					
CAREER	22	4			26

MULTIPLE RBI GAMES

	2	3	4	5+	Total
2019	4	2	2		8
2020	6	1			7
2021					
2022	2	5	2		9
2023					
CAREER	12	8	4		24

CAREER HIGHS

At Bats	5	(3x) vs. Northwestern (5/28/22)
Runs	3	(3x) at Oregon (4/8/22)
Hits	3	(4x) at Oregon (4/8/22)
Runs Batted In	4	(4x) vs. California (4/30/22)
Doubles	1	(20x) at Oregon (4/8/22)
Triples	1	vs. South Alabama (2/7/20)
Home Runs	2	at Oregon (4/8/22)
Walks	3	(3x) at Washington (5/13/22)
Stolen Bases	2	(6x) vs. SIUE (2/27/21)
Hitting Streak	8	(2x) March 15, 2022 – April 8, 2022

CAREER STATISTICS

SEASON	AVG	GP	GS	AB	R	H	2B	3B	HR	RBI	SLG%	BB	HBP	SO	GDP	OB%	SF	SH	SB
2019 (Mizzou)	.331	55	44	139	43	46	10	0	10	41	.619	25	6	31	0	.448	2	0	17
2020 (Mizzou)	.364	26	26	77	27	28	5	1	7	19	.727	16	4	18	0	.495	0	0	14
2021 (Mizzou)	.150	16	8	20	8	3	1	0	0	1	.200	6	2	9	0	.393	0	0	5
2022	.219	47	44	114	28	25	4	0	13	35	.596	17	14	36	0	.384	1	1	2
2023																			
Total	.291	144	122	350	106	102	20	1	30	96	.611	64	26	94	0	.433	3	1	38



THE SUN DEVILS



8 MARISSA SCHULD

PITCHER/UTILITY
Graduate • 5-3 • R/R
Scottsdale, Ariz.
Pinnacle
Univ. of Arizona

2023 | GRADUATE



GAME-BY-GAME PITCHING

DATE	OPPONENT	GS	DEC	IP	H	R	ER	BB	K	HR	BF	NP
F9	vs. CSUN											
F9	at San Diego State											
F10	vs. Northern Illinois											
F10	vs. Notre Dame											
F11	vs. Memphis											
F16	BYU											
F17	Portland State											
F18	Illinois State											
F18	DePaul											
F19	Weber State											
F24	vs. Loyola Marymount											
F25	vs. Bethune-Cookman											
F25	vs. Portland State											
F26	vs. UC San Diego											
F26	vs. Long Beach State											
M3	New Mexico											
M3	Charlotte											
M4	Michigan State											
M4	Boise State											
M5	Houston											
M10	Arizona											
M11	Arizona											
M12	Arizona											
M17	vs. UCF											
M17	at Oklahoma State											
M18	vs. UCF											
M18	at Oklahoma State											
M24	at California											
M25	at California											
M26	at California											
M31	Washington											
A1	Washington											
A2	Washington											
A6	at Utah											
A7	at Utah											
A8	at Utah											
A11	Grand Canyon											
A14	Oregon											
A15	Oregon											
A16	Oregon											
A21	at UCLA											
A22	at UCLA											
A23	at UCLA											
A28	Stanford											
A29	Stanford											
A30	Stanford											
M5	at Oregon State											
M6	at Oregon State											
M7	at Oregon State											

STANDOUT GAMES

	2023	Career
5+ Strikeouts		9
10+ Strikeouts		1
5+ IP & 2 R or less		5

CAREER HIGHS

Innings (Start)	6.0	vs. Oregon State (3/19/22)
Innings (Relief)	5.2	at San Diego State (5/21/2022)
Strikeouts (Start)	10	vs. Marist (3/15/22)
Strikeouts (Relief)	7	(2x) vs. Ball State (3/13/2022)
Walks (Start)	1	(3x) vs. Oregon State (3/19/22)
Walks (Relief)	1	(6x) at San Diego State (5/21/2022)
Hits Allowed (Start)	5	(2x) at Stanford (4/24/2022)
Hits Allowed (Relief)	8	vs. UCLA (5/7/2022)
Runs Allowed (Start)	2	(2x) vs. Illinois State (2/19/2022)
Runs Allowed (Relief)	6	vs. Utah (4/14/2022)
Earned Runs (Start)	2	(2x) vs. Illinois State (2/19/2022)
Earned Runs (Relief)	5	vs. UCLA (5/7/2022)
Consecutive decisions won	8*	March 4, 2022 – May 21, 2022
Scoreless Innings Streak	16.2	March 19, 2022 – April 10, 2022

CAREER STATISTICS

SEASON	ERA	W	L	APP	GS	CG	SHO	SV	IP	H	R	ER	BB	SO	2B	3B	HR	BAA
2019 (Arizona)	0.48	2	0	5	2	0	0	0	14.2	13	4	1	1	8	0	0	0	.232
2020 (Arizona)	0.00	0	0	3	0	0	0	0	3.0	2	0	0	0	2	1	0	0	.182
2022	2.09	10	2	27	10	4	1	3	87.0	70	31	26	8	93	10	1	12	.215
2023																		
Total	1.81	12	2	35	12	4	1	3	104.2	85	35	27	9	103	11	1	12	.216





THE SUN DEVILS

8 MARISSA SCHULD

2023 | GRADUATE

GAME-BY-GAME BATTING

DATE	OPPONENT	POS	AB	R	H	RBI	2B	3B	HR	BB	K	AVG
F9	vs. CSUN											
F9	at San Diego State											
F10	vs. Northern Illinois											
F10	vs. Notre Dame											
F11	vs. Memphis											
F16	BYU											
F17	Portland State											
F18	Illinois State											
F18	DePaul											
F19	Weber State											
F24	vs. Loyola Marymount											
F25	vs. Bethune-Cookman											
F25	vs. Portland State											
F26	vs. UC San Diego											
F26	vs. Long Beach State											
M3	New Mexico											
M3	Charlotte											
M4	Michigan State											
M4	Boise State											
M5	Houston											
M10	Arizona											
M11	Arizona											
M12	Arizona											
M17	vs. UCF											
M17	at Oklahoma State											
M18	vs. UCF											
M18	at Oklahoma State											
M24	at California											
M25	at California											
M26	at California											
M31	Washington											
A1	Washington											
A2	Washington											
A6	at Utah											
A7	at Utah											
A8	at Utah											
A11	Grand Canyon											
A14	Oregon											
A15	Oregon											
A16	Oregon											
A21	at UCLA											
A22	at UCLA											
A23	at UCLA											
A28	Stanford											
A29	Stanford											
A30	Stanford											
M5	at Oregon State											
M6	at Oregon State											
M7	at Oregon State											

MULTIPLE HIT GAMES

	2	3	4	5+	Total
2019					
2020	3				3
2022					
2023					
CAREER	3				3

MULTIPLE RBI GAMES

	2	3	4	5+	Total
2019					
2020		2			2
2022	1				1
2023					
CAREER	1	2			3

CAREER HIGHS

At Bats	4	(3x) vs. Minnesota (2/19/2022)
Runs	2	vs. San Diego State (2/21/2020)
Hits	2	(3x) vs. San Diego State (2/21/2020)
Runs Batted In	3	(2x) vs. San Diego State (2/21/2020)
Doubles	1	(2x) vs. Portland State (2/18/2022)
Triples	1	BYU (3/10/2022)
Home Runs	1	vs. San Diego State (2/21/2020)
Walks	2	at Alabama (2/28/2020)
Stolen Bases		
Hitting Streak	9	February 8, 2020 – February 21, 2020

CAREER STATISTICS

SEASON	AVG	GP	GS	AB	R	H	2B	3B	HR	RBI	SLG%	BB	HBP	SO	GDP	OB%	SF	SH	SB
2019 (Arizona)	.000	9	2	4	1	0	0	0	0	0	.000	0	0	1	0	.000	0	0	0
2020 (Arizona)	.350	17	15	40	6	14	1	0	2	6	.525	3	3	7	0	.435	0	0	0
2022	.211	33	15	19	1	4	1	1	0	2	.368	1	1	9	0	.286	0	0	0
2023																			
Total	.286	59	32	63	8	18	2	1	2	8	.444	4	4	17	0	.366	0	0	0



THE SUN DEVILS



10 KENZIE BROWN

PITCHER

Sophomore • 5-11 • L/R

Lake City, Ill.

Arthur-Lovington-Atwood-Hammond

Tulsa

2023 | SOPHOMORE



GAME-BY-GAME PITCHING

DATE	OPPONENT	GS	DEC	IP	H	R	ER	BB	K	HR	BF	NP
F9	vs. CSUN											
F9	at San Diego State											
F10	vs. Northern Illinois											
F10	vs. Notre Dame											
F11	vs. Memphis											
F16	BYU											
F17	Portland State											
F18	Illinois State											
F18	DePaul											
F19	Weber State											
F24	vs. Loyola Marymount											
F25	vs. Bethune-Cookman											
F25	vs. Portland State											
F26	vs. UC San Diego											
F26	vs. Long Beach State											
M3	New Mexico											
M3	Charlotte											
M4	Michigan State											
M4	Boise State											
M5	Houston											
M10	Arizona											
M11	Arizona											
M12	Arizona											
M17	vs. UCF											
M17	at Oklahoma State											
M18	vs. UCF											
M18	at Oklahoma State											
M24	at California											
M25	at California											
M26	at California											
M31	Washington											
A1	Washington											
A2	Washington											
A6	at Utah											
A7	at Utah											
A8	at Utah											
A11	Grand Canyon											
A14	Oregon											
A15	Oregon											
A16	Oregon											
A21	at UCLA											
A22	at UCLA											
A23	at UCLA											
A28	Stanford											
A29	Stanford											
A30	Stanford											
M5	at Oregon State											
M6	at Oregon State											
M7	at Oregon State											

STANDOUT GAMES

	2023	Career
5+ Strikeouts		4
10+ Strikeouts		0
5+ IP & 2 R or less		2

CAREER HIGHS

Innings (Start)	5.2	(2x) vs. Minnesota (3/5/22)
Innings (Relief)	5.0	(2x) at Memphis (4/15/22)
Strikeouts (Start)	5	(2x) at Wichita State (4/2/22)
Strikeouts (Relief)	5	(2x) vs. East Carolina (5/7/22)
Walks (Start)	5	vs. Nebraska (3/20/22)
Walks (Relief)	4	vs. East Carolina (5/7/22)
Hits Allowed (Start)	8	at Wichita State (4/2/22)
Hits Allowed (Relief)	6	at UCF (5/1/22)
Runs Allowed (Start)	9	at Wichita State (4/2/22)
Runs Allowed (Relief)	5	vs. Houston (3/26/22)
Earned Runs (Start)	6	(2x) at Texas (2/27/22)
Earned Runs (Relief)	5	vs. Houston (3/26/22)
Consecutive decisions won	1*	(3x) May 7, 2022
Scoreless Innings Streak	5.1	April 15, 2022 – April 20, 2022

CAREER STATISTICS

SEASON	ERA	W	L	APP	GS	CG	SHO	SV	IP	H	R	ER	BB	SO	2B	3B	HR	BAA
2022 (Tulsa)	6.78	3	7	22	9	0	0	0	52.2	63	66	51	51	45	16	2	9	.286
2023																		
Total	6.78	3	7	22	9	0	0	0	52.2	63	66	51	51	45	16	2	9	.286



THE SUN DEVILS



11 MAC OSBORNE

PITCHER

Junior • 5-9 • R/R

Richlands, Va.

Richlands

Virginia Tech

2023 | Junior



GAME-BY-GAME PITCHING

DATE	OPPONENT	GS	DEC	IP	H	R	ER	BB	K	HR	BF	NP
F9	vs. CSUN											
F9	at San Diego State											
F10	vs. Northern Illinois											
F10	vs. Notre Dame											
F11	vs. Memphis											
F16	BYU											
F17	Portland State											
F18	Illinois State											
F18	DePaul											
F19	Weber State											
F24	vs. Loyola Marymount											
F25	vs. Bethune-Cookman											
F25	vs. Portland State											
F26	vs. UC San Diego											
F26	vs. Long Beach State											
M3	New Mexico											
M3	Charlotte											
M4	Michigan State											
M4	Boise State											
M5	Houston											
M10	Arizona											
M11	Arizona											
M12	Arizona											
M17	vs. UCF											
M17	at Oklahoma State											
M18	vs. UCF											
M18	at Oklahoma State											
M24	at California											
M25	at California											
M26	at California											
M31	Washington											
A1	Washington											
A2	Washington											
A6	at Utah											
A7	at Utah											
A8	at Utah											
A11	Grand Canyon											
A14	Oregon											
A15	Oregon											
A16	Oregon											
A21	at UCLA											
A22	at UCLA											
A23	at UCLA											
A28	Stanford											
A29	Stanford											
A30	Stanford											
M5	at Oregon State											
M6	at Oregon State											
M7	at Oregon State											

STANDOUT GAMES

	2023	Career
5+ Strikeouts		1
10+ Strikeouts		0
5+ IP & 2 R or less		4

CAREER HIGHS

Innings (Start)	6.0	vs. Notre Dame (4/25/21)
Innings (Relief)	4.0	vs. Florida State (2/20/21)
Strikeouts (Start)	4	vs. Radford (3/17/21)
Strikeouts (Relief)	5	vs. Michigan State (2/12/22)
Walks (Start)	3	vs. Middle Tennessee (2/18/22)
Walks (Relief)	3	(2x) vs. East Tennessee State (3/9/22)
Hits Allowed (Start)	9	vs. Notre Dame (4/25/21)
Hits Allowed (Relief)	5	vs. Florida (5/29/22)
Runs Allowed (Start)	4	vs. Georgia Tech (4/17/21)
Runs Allowed (Relief)	4	(2x) vs. Longwood (4/7/21)
Earned Runs (Start)	4	vs. Georgia Tech (4/17/21)
Earned Runs (Relief)	4	at NC State (3/13/21)
Consecutive decisions won	2*	(2x) March 9, 2022 – May 1, 2022
Scoreless Innings Streak	5.2	(2x) April 23, 2021 – April 25, 2021

CAREER STATISTICS

SEASON	ERA	W	L	APP	GS	CG	SHO	SV	IP	H	R	ER	BB	SO	2B	3B	HR	BAA
2021 (VT)	2.76	2	1	15	5	1	0	0	45.2	43	21	18	10	22	6	1	7	.247
2022 (VT)	4.88	2	0	6	1	0	0	0	14.1	14	10	10	9	9	3	0	2	.259
2023																		
Total	3.27	4	1	21	6	1	0	0	60.0	57	31	28	19	31	9	1	9	.250



THE SUN DEVILS



12 ALEXA MILIUS

INFIELDER

Graduate • 5-2 • R/R

Thomaston, Conn.

Thomaston

Central Connecticut / Virginia Tech

2023 | GRADUATE



GAME-BY-GAME BATTING

DATE	OPPONENT	POS	AB	R	H	RBI	2B	3B	HR	BB	K	AVG
F9	vs. CSUN											
F9	at San Diego State											
F10	vs. Northern Illinois											
F10	vs. Notre Dame											
F11	vs. Memphis											
F16	BYU											
F17	Portland State											
F18	Illinois State											
F18	DePaul											
F19	Weber State											
F24	vs. Loyola Marymount											
F25	vs. Bethune-Cookman											
F25	vs. Portland State											
F26	vs. UC San Diego											
F26	vs. Long Beach State											
M3	New Mexico											
M3	Charlotte											
M4	Michigan State											
M4	Boise State											
M5	Houston											
M10	Arizona											
M11	Arizona											
M12	Arizona											
M17	vs. UCF											
M17	at Oklahoma State											
M18	vs. UCF											
M18	at Oklahoma State											
M24	at California											
M25	at California											
M26	at California											
M31	Washington											
A1	Washington											
A2	Washington											
A6	at Utah											
A7	at Utah											
A8	at Utah											
A11	Grand Canyon											
A14	Oregon											
A15	Oregon											
A16	Oregon											
A21	at UCLA											
A22	at UCLA											
A23	at UCLA											
A28	Stanford											
A29	Stanford											
A30	Stanford											
M5	at Oregon State											
M6	at Oregon State											
M7	at Oregon State											

MULTIPLE HIT GAMES

	2	3	4	5+	Total
2019	8	3			11
2021	6	1			7
2022	1	1			2
2023					
CAREER	15	5			20

MULTIPLE RBI GAMES

	2	3	4	5+	Total
2019		2			2
2021	2	2	1		5
2022	1	1	1		3
2023					
CAREER	3	5	2		10

CAREER HIGHS

At Bats	5	(2x) vs. Hartford (3/16/19)
Runs	3	vs. Rider (3/24/19)
Hits	3	(5x) vs. North Carolina (3/20/22)
Runs Batted In	4	(2x) vs. North Carolina (3/20/22)
Doubles	2	at Wagner (4/28/19)
Triples	1	(2x) vs. Wisconsin (2/11/22)
Home Runs	1	(10x) vs. North Carolina (3/20/22)
Walks	2	(2x) at NC State (3/13/21)
Stolen Bases	1	(5x) vs. Clemson (5/14/21)
Hitting Streak	13	March 16, 2019 – April 4, 2019

CAREER STATISTICS

SEASON	AVG	GP	GS	AB	R	H	2B	3B	HR	RBI	SLG%	BB	HBP	SO	GDP	OB%	SF	SH	SB
2019 (CCSU)	.374	34	33	107	19	40	9	1	1	18	.505	12	0	8	0	.430	2	1	2
2021 (VT)	.330	43	33	94	17	31	4	0	7	22	.596	11	1	15	2	.402	1	2	3
2022 (VT)	.229	25	9	35	5	8	0	1	2	10	.457	7	0	4	0	.357	0	1	0
2023																			
Total	.335	102	75	236	41	79	13	2	10	50	.534	30	1	27	2	.407	3	4	5



THE SUN DEVILS



13 KAYLA LISSY

INFIELDER

Junior • 5-5 • L/R

Valrico, Fla.

Durant

Ball State

2023 | JUNIOR



GAME-BY-GAME BATTING

DATE	OPPONENT	POS	AB	R	H	RBI	2B	3B	HR	BB	K	AVG
F9	vs. CSUN											
F9	at San Diego State											
F10	vs. Northern Illinois											
F10	vs. Notre Dame											
F11	vs. Memphis											
F16	BYU											
F17	Portland State											
F18	Illinois State											
F18	DePaul											
F19	Weber State											
F24	vs. Loyola Marymount											
F25	vs. Bethune-Cookman											
F25	vs. Portland State											
F26	vs. UC San Diego											
F26	vs. Long Beach State											
M3	New Mexico											
M3	Charlotte											
M4	Michigan State											
M4	Boise State											
M5	Houston											
M10	Arizona											
M11	Arizona											
M12	Arizona											
M17	vs. UCF											
M17	at Oklahoma State											
M18	vs. UCF											
M18	at Oklahoma State											
M24	at California											
M25	at California											
M26	at California											
M31	Washington											
A1	Washington											
A2	Washington											
A6	at Utah											
A7	at Utah											
A8	at Utah											
A11	Grand Canyon											
A14	Oregon											
A15	Oregon											
A16	Oregon											
A21	at UCLA											
A22	at UCLA											
A23	at UCLA											
A28	Stanford											
A29	Stanford											
A30	Stanford											
M5	at Oregon State											
M6	at Oregon State											
M7	at Oregon State											

MULTIPLE HIT GAMES

	2	3	4	5+	Total
2021	10	1	2		13
2022	8	1	1		10
2023					
CAREER	18	2	3		23

MULTIPLE RBI GAMES

	2	3	4	5+	Total
2021	3		1		4
2022	1	1	1		3
2023					
CAREER	4	1	2		7

CAREER HIGHS

At Bats	5	(2x) vs. Toldeo (5/2/21)
Runs	5	vs. Western Michigan (5/8/21)
Hits	4	(3x) vs. Ohio (4/11/22)
Runs Batted In	4	(2x) vs. Kent State (4/2/22)
Doubles	1	(10x) vs. Ohio (4/11/22)
Triples	1	(11x) vs. Kent State (4/1/22)
Home Runs	1	(5x) vs. Ohio (4/11/2)
Walks	2	(2x) vs. Northern Illinois (4/6/22)
Stolen Bases	3	vs. Ohio (4/25/21)
Hitting Streak	13	April 27, 2021 – May 12, 2021

CAREER STATISTICS

SEASON	AVG	GP	GS	AB	R	H	2B	3B	HR	RBI	SLG%	BB	HBP	SO	GDP	OB%	SF	SH	SB
2021 (Ball St.)	.366	51	47	145	43	53	4	9	2	18	.559	14	3	25	0	.432	0	1	18
2022 (Ball St.)	.330	35	35	106	23	35	6	2	3	17	.509	6	1	25	0	.362	3	1	8
2023																			
Total	.351	86	82	251	66	88	10	11	5	35	.538	20	4	50	0	.403	3	2	26



THE SUN DEVILS



14 DEBORAH JONES

PITCHER

Junior • 6-0 • R/R

Unionville, Ind.

Bloomington North

Ball State

2023 | JUNIOR



GAME-BY-GAME PITCHING

DATE	OPPONENT	GS	DEC	IP	H	R	ER	BB	K	HR	BF	NP
F9	vs. CSUN											
F9	at San Diego State											
F10	vs. Northern Illinois											
F10	vs. Notre Dame											
F11	vs. Memphis											
F16	BYU											
F17	Portland State											
F18	Illinois State											
F18	DePaul											
F19	Weber State											
F24	vs. Loyola Marymount											
F25	vs. Bethune-Cookman											
F25	vs. Portland State											
F26	vs. UC San Diego											
F26	vs. Long Beach State											
M3	New Mexico											
M3	Charlotte											
M4	Michigan State											
M4	Boise State											
M5	Houston											
M10	Arizona											
M11	Arizona											
M12	Arizona											
M17	vs. UCF											
M17	at Oklahoma State											
M18	vs. UCF											
M18	at Oklahoma State											
M24	at California											
M25	at California											
M26	at California											
M31	Washington											
A1	Washington											
A2	Washington											
A6	at Utah											
A7	at Utah											
A8	at Utah											
A11	Grand Canyon											
A14	Oregon											
A15	Oregon											
A16	Oregon											
A21	at UCLA											
A22	at UCLA											
A23	at UCLA											
A28	Stanford											
A29	Stanford											
A30	Stanford											
M5	at Oregon State											
M6	at Oregon State											
M7	at Oregon State											

STANDOUT GAMES

	2023	Career
5+ Strikeouts		18
10+ Strikeouts		2
5+ IP & 2 R or less		17

CAREER HIGHS

Innings (Start)	9.0	vs. Bowling Green (4/29/22)
Innings (Relief)	4.2	(3x) at Miami (5/4/22)
Strikeouts (Start)	12	vs. Northern Kentucky (3/5/22)
Strikeouts (Relief)	7	vs. Seattle (2/12/22)
Walks (Start)	8	vs. Miami (OH) (4/27/21)
Walks (Relief)	4	at Mississippi State (3/5/21)
Hits Allowed (Start)	13	vs. Miami (OH) (4/27/21)
Hits Allowed (Relief)	8	vs. Seattle (2/12/22)
Runs Allowed (Start)	11	vs. Miami (OH) (4/27/21)
Runs Allowed (Relief)	4	at UAB (3/13/21)
Earned Runs (Start)	9	vs. Miami (OH) (4/27/21)
Earned Runs (Relief)	4	at UAB (3/13/21)
Consecutive decisions won	8	March 13, 2021 – April 29, 2021
Scoreless Innings Streak	12.0	February 29, 2020 – March 4, 2020

CAREER STATISTICS

SEASON	ERA	W	L	APP	GS	CG	SHO	SV	IP	H	R	ER	BB	SO	2B	3B	HR	BAA
2020 (Ball St.)	1.63	7	2	14	11	4	2	0	68.2	55	23	16	27	55	6	1	3	.221
2021 (Ball St.)	3.64	12	7	30	16	6	2	3	111.2	114	72	58	60	79	22	0	8	.261
2022 (Ball St.)	2.52	6	8	25	17	8	3	1	105.2	91	57	38	54	95	14	0	6	.225
2023																		
Total	2.74	25	17	69	44	18	7	4	286.0	260	152	112	141	229	42	1	17	.239



THE SUN DEVILS



16 SAVANNAH PRICE

INFIELDER

Junior • 5-9 • R/R

Rio Linda, Calif.

East Nicolaus

2023 | JUNIOR



GAME-BY-GAME BATTING

DATE	OPPONENT	POS	AB	R	H	RBI	2B	3B	HR	BB	K	AVG
F9	vs. CSUN											
F9	at San Diego State											
F10	vs. Northern Illinois											
F10	vs. Notre Dame											
F11	vs. Memphis											
F16	BYU											
F17	Portland State											
F18	Illinois State											
F18	DePaul											
F19	Weber State											
F24	vs. Loyola Marymount											
F25	vs. Bethune-Cookman											
F25	vs. Portland State											
F26	vs. UC San Diego											
F26	vs. Long Beach State											
M3	New Mexico											
M3	Charlotte											
M4	Michigan State											
M4	Boise State											
M5	Houston											
M10	Arizona											
M11	Arizona											
M12	Arizona											
M17	vs. UCF											
M17	at Oklahoma State											
M18	vs. UCF											
M18	at Oklahoma State											
M24	at California											
M25	at California											
M26	at California											
M31	Washington											
A1	Washington											
A2	Washington											
A6	at Utah											
A7	at Utah											
A8	at Utah											
A11	Grand Canyon											
A14	Oregon											
A15	Oregon											
A16	Oregon											
A21	at UCLA											
A22	at UCLA											
A23	at UCLA											
A28	Stanford											
A29	Stanford											
A30	Stanford											
M5	at Oregon State											
M6	at Oregon State											
M7	at Oregon State											

MULTIPLE HIT GAMES

	2	3	4	5+	Total
2021	2				2
2022	4				4
2023					
CAREER	6				6

MULTIPLE RBI GAMES

	2	3	4	5+	Total
2021	2				2
2022	1	1			2
2023					
CAREER	3	1			4

CAREER HIGHS

At Bats	4	(2x) at Oregon (4/8/22)
Runs	2	(2x) vs. Utah (4/15/22)
Hits	2	(6x) vs. Utah (4/14/22)
Runs Batted In	3	vs. Marist (3/15/22)
Doubles	2	vs. Marist (3/15/22)
Triples	1	vs. Texas A&M (3/6/22)
Home Runs	1	(2x) vs. Rutgers (3/12/22)
Walks	2	vs. Utah (4/16/22)
Stolen Bases	1	(3x) vs. Seattle (3/6/22)
Hitting Streak	5	May 8, 2021 – May 21, 2021

CAREER STATISTICS

SEASON	AVG	GP	GS	AB	R	H	2B	3B	HR	RBI	SLG%	BB	HBP	SO	GDP	OB%	SF	SH	SB
2021	.360	25	8	25	9	9	1	0	1	4	.520	3	0	7	0	.429	0	0	1
2022	.333	43	24	54	20	18	4	1	1	9	.500	11	0	17	0	.446	0	0	2
2023																			
Total	.342	68	32	79	29	27	5	1	2	13	.506	14	0	24	0	.441	0	0	3



THE SUN DEVILS



17 JORDYN VANHOOK

INFIELDER

Senior • 5-10 • R/R

Woodland Hills, Calif.

El Camino Real Charter

2023 | SENIOR



GAME-BY-GAME BATTING

DATE	OPPONENT	POS	AB	R	H	RBI	2B	3B	HR	BB	K	AVG
F9	vs. CSUN											
F9	at San Diego State											
F10	vs. Northern Illinois											
F10	vs. Notre Dame											
F11	vs. Memphis											
F16	BYU											
F17	Portland State											
F18	Illinois State											
F18	DePaul											
F19	Weber State											
F24	vs. Loyola Marymount											
F25	vs. Bethune-Cookman											
F25	vs. Portland State											
F26	vs. UC San Diego											
F26	vs. Long Beach State											
M3	New Mexico											
M3	Charlotte											
M4	Michigan State											
M4	Boise State											
M5	Houston											
M10	Arizona											
M11	Arizona											
M12	Arizona											
M17	vs. UCF											
M17	at Oklahoma State											
M18	vs. UCF											
M18	at Oklahoma State											
M24	at California											
M25	at California											
M26	at California											
M31	Washington											
A1	Washington											
A2	Washington											
A6	at Utah											
A7	at Utah											
A8	at Utah											
A11	Grand Canyon											
A14	Oregon											
A15	Oregon											
A16	Oregon											
A21	at UCLA											
A22	at UCLA											
A23	at UCLA											
A28	Stanford											
A29	Stanford											
A30	Stanford											
M5	at Oregon State											
M6	at Oregon State											
M7	at Oregon State											

MULTIPLE HIT GAMES

	2	3	4	5+	Total
2020					
2021					
2022					
2023					
CAREER					

MULTIPLE RBI GAMES

	2	3	4	5+	Total
2020			1		1
2021	1	2			3
2022					
2023					
CAREER	1	2	1		4

CAREER HIGHS

At Bats	4	vs. UIW (3/5/21)
Runs	2	(2x) vs. UIW (3/5/21)
Hits	1	(15x) vs. UTEP (2/20/2022)
Runs Batted In	4	vs. Lehigh (3/8/20)
Doubles		
Triples		
Home Runs	1	(5x) vs. Grand Canyon (4/6/21)
Walks	2	at Utah (4/1/21)
Stolen Bases	1	(2x) vs. UIW (3/5/21)
Hitting Streak	2	(3x) April 3, 2021 – April 6, 2021

CAREER STATISTICS

SEASON	AVG	GP	GS	AB	R	H	2B	3B	HR	RBI	SLG%	BB	HBP	SO	GDP	OB%	SF	SH	SB
2020	.462	14	1	13	7	6	0	0	3	7	1.154	2	1	2	0	.529	1	0	0
2021	.171	22	9	35	7	6	0	0	2	9	.343	6	0	12	0	.286	1	0	2
2022	.176	20	1	17	5	3	0	0	0	2	.176	1	1	7	0	.263	0	0	0
2023																			
Total	.231	56	11	65	19	15	0	0	5	18	.462	9	2	21	0	.333	2	0	2



THE SUN DEVILS



18 SARA KINCH

CATCHER

Junior • 5-10 • R/R

Temecula, Calif.

Great Oak HS

Minnesota

2023 | JUNIOR



GAME-BY-GAME BATTING

DATE	OPPONENT	POS	AB	R	H	RBI	2B	3B	HR	BB	K	AVG
F9	vs. CSUN											
F9	at San Diego State											
F10	vs. Northern Illinois											
F10	vs. Notre Dame											
F11	vs. Memphis											
F16	BYU											
F17	Portland State											
F18	Illinois State											
F18	DePaul											
F19	Weber State											
F24	vs. Loyola Marymount											
F25	vs. Bethune-Cookman											
F25	vs. Portland State											
F26	vs. UC San Diego											
F26	vs. Long Beach State											
M3	New Mexico											
M3	Charlotte											
M4	Michigan State											
M4	Boise State											
M5	Houston											
M10	Arizona											
M11	Arizona											
M12	Arizona											
M17	vs. UCF											
M17	at Oklahoma State											
M18	vs. UCF											
M18	at Oklahoma State											
M24	at California											
M25	at California											
M26	at California											
M31	Washington											
A1	Washington											
A2	Washington											
A6	at Utah											
A7	at Utah											
A8	at Utah											
A11	Grand Canyon											
A14	Oregon											
A15	Oregon											
A16	Oregon											
A21	at UCLA											
A22	at UCLA											
A23	at UCLA											
A28	Stanford											
A29	Stanford											
A30	Stanford											
M5	at Oregon State											
M6	at Oregon State											
M7	at Oregon State											

MULTIPLE HIT GAMES

	2	3	4	5+	Total
2021	6	1			7
2022	5				5
2023					
CAREER	11	1			12

MULTIPLE RBI GAMES

	2	3	4	5+	Total
2021	1	1			2
2022	5	3	1		9
2023					
CAREER	6	4	1		11

CAREER HIGHS

At Bats	5	(2x) vs. Rutgers (3/27/22)
Runs	2	(5x) vs. Maryland (4/24/22)
Hits	3	vs. Nebraska (4/16/21)
Runs Batted In	4	vs. Iowa (4/8/22)
Doubles	2	vs. Maryland (4/22/22)
Triples		
Home Runs	1	(16x) vs. St. Thomas (4/26/22)
Walks	2	(3x) vs. Drake (3/12/22)
Stolen Bases	1	vs. Iowa (4/23/21)
Hitting Streak	7	April 11, 2021 – April 23, 2021

CAREER STATISTICS

SEASON	AVG	GP	GS	AB	R	H	2B	3B	HR	RBI	SLG%	BB	HBP	SO	GDP	OB%	SF	SH	SB
2021 (Minn.)	.252	44	42	119	17	30	3	0	9	17	.504	13	5	34	0	.350	0	3	1
2022 (Minn.)	.233	52	51	146	16	34	7	0	7	36	.425	11	5	43	0	.305	2	5	0
2023																			
Total	.242	96	93	265	33	64	10	0	16	53	.460	24	10	77	0	.326	2	8	1



THE SUN DEVILS



21 YAYA ACUÑA

OUTFIELDER

Freshman • XXX • L/R

Tucson, Ariz.

Salponte Catholic

2023 | FRESHMAN



GAME-BY-GAME BATTING

DATE	OPPONENT	POS	AB	R	H	RBI	2B	3B	HR	BB	K	AVG
F9	vs. CSUN											
F9	at San Diego State											
F10	vs. Northern Illinois											
F10	vs. Notre Dame											
F11	vs. Memphis											
F16	BYU											
F17	Portland State											
F18	Illinois State											
F18	DePaul											
F19	Weber State											
F24	vs. Loyola Marymount											
F25	vs. Bethune-Cookman											
F25	vs. Portland State											
F26	vs. UC San Diego											
F26	vs. Long Beach State											
M3	New Mexico											
M3	Charlotte											
M4	Michigan State											
M4	Boise State											
M5	Houston											
M10	Arizona											
M11	Arizona											
M12	Arizona											
M17	vs. UCF											
M17	at Oklahoma State											
M18	vs. UCF											
M18	at Oklahoma State											
M24	at California											
M25	at California											
M26	at California											
M31	Washington											
A1	Washington											
A2	Washington											
A6	at Utah											
A7	at Utah											
A8	at Utah											
A11	Grand Canyon											
A14	Oregon											
A15	Oregon											
A16	Oregon											
A21	at UCLA											
A22	at UCLA											
A23	at UCLA											
A28	Stanford											
A29	Stanford											
A30	Stanford											
M5	at Oregon State											
M6	at Oregon State											
M7	at Oregon State											

MULTIPLE HIT GAMES

	2	3	4	5+	Total
2023					

MULTIPLE RBI GAMES

	2	3	4	5+	Total
2023					

CAREER HIGHS

At Bats	
Runs	
Hits	
Runs Batted In	
Doubles	
Triples	
Home Runs	
Walks	
Stolen Bases	
Hitting Streak	

CAREER STATISTICS

SEASON	AVG	GP	GS	AB	R	H	2B	3B	HR	RBI	SLG%	BB	HBP	SO	GDP	OB%	SF	SH	SB
2023																			



THE SUN DEVILS



22 KALYN MCCARTHY

OUTFIELDER

Freshman • 5-1 • L/R

Palatine, Ill.

Fremd

2023 | FRESHMAN



GAME-BY-GAME BATTING

DATE	OPPONENT	POS	AB	R	H	RBI	2B	3B	HR	BB	K	AVG
F9	vs. CSUN											
F9	at San Diego State											
F10	vs. Northern Illinois											
F10	vs. Notre Dame											
F11	vs. Memphis											
F16	BYU											
F17	Portland State											
F18	Illinois State											
F18	DePaul											
F19	Weber State											
F24	vs. Loyola Marymount											
F25	vs. Bethune-Cookman											
F25	vs. Portland State											
F26	vs. UC San Diego											
F26	vs. Long Beach State											
M3	New Mexico											
M3	Charlotte											
M4	Michigan State											
M4	Boise State											
M5	Houston											
M10	Arizona											
M11	Arizona											
M12	Arizona											
M17	vs. UCF											
M17	at Oklahoma State											
M18	vs. UCF											
M18	at Oklahoma State											
M24	at California											
M25	at California											
M26	at California											
M31	Washington											
A1	Washington											
A2	Washington											
A6	at Utah											
A7	at Utah											
A8	at Utah											
A11	Grand Canyon											
A14	Oregon											
A15	Oregon											
A16	Oregon											
A21	at UCLA											
A22	at UCLA											
A23	at UCLA											
A28	Stanford											
A29	Stanford											
A30	Stanford											
M5	at Oregon State											
M6	at Oregon State											
M7	at Oregon State											

MULTIPLE HIT GAMES

	2	3	4	5+	Total
2023					

MULTIPLE RBI GAMES

	2	3	4	5+	Total
2023					

CAREER HIGHS

At Bats	
Runs	
Hits	
Runs Batted In	
Doubles	
Triples	
Home Runs	
Walks	
Stolen Bases	
Hitting Streak	

CAREER STATISTICS

SEASON	AVG	GP	GS	AB	R	H	2B	3B	HR	RBI	SLG%	BB	HBP	SO	GDP	OB%	SF	SH	SB
2023																			



THE SUN DEVILS



23 TAYLOR NICHOLSON

INFIELDER

Redshirt Freshman • 5-5 • B/R

Atlanta, Ga.

Warhill

Missouri

2023 | REDSHIRT FRESHMAN



GAME-BY-GAME BATTING

DATE	OPPONENT	POS	AB	R	H	RBI	2B	3B	HR	BB	K	AVG
F9	vs. CSUN											
F9	at San Diego State											
F10	vs. Northern Illinois											
F10	vs. Notre Dame											
F11	vs. Memphis											
F16	BYU											
F17	Portland State											
F18	Illinois State											
F18	DePaul											
F19	Weber State											
F24	vs. Loyola Marymount											
F25	vs. Bethune-Cookman											
F25	vs. Portland State											
F26	vs. UC San Diego											
F26	vs. Long Beach State											
M3	New Mexico											
M3	Charlotte											
M4	Michigan State											
M4	Boise State											
M5	Houston											
M10	Arizona											
M11	Arizona											
M12	Arizona											
M17	vs. UCF											
M17	at Oklahoma State											
M18	vs. UCF											
M18	at Oklahoma State											
M24	at California											
M25	at California											
M26	at California											
M31	Washington											
A1	Washington											
A2	Washington											
A6	at Utah											
A7	at Utah											
A8	at Utah											
A11	Grand Canyon											
A14	Oregon											
A15	Oregon											
A16	Oregon											
A21	at UCLA											
A22	at UCLA											
A23	at UCLA											
A28	Stanford											
A29	Stanford											
A30	Stanford											
M5	at Oregon State											
M6	at Oregon State											
M7	at Oregon State											

MULTIPLE HIT GAMES

	2	3	4	5+	Total
--	---	---	---	----	-------

2021

2023

CAREER

MULTIPLE RBI GAMES

	2	3	4	5+	Total
--	---	---	---	----	-------

2021

2023

CAREER

CAREER HIGHS

At Bats 1 (2x) vs. Northwestern State (2/27/21)

Runs

Hits

Runs Batted In

Doubles

Triples

Home Runs

Walks

Stolen Bases

Hitting Streak

CAREER STATISTICS

SEASON	AVG	GP	GS	AB	R	H	2B	3B	HR	RBI	SLG%	BB	HBP	SO	GDP	OB%	SF	SH	SB
--------	-----	----	----	----	---	---	----	----	----	-----	------	----	-----	----	-----	-----	----	----	----

2021 (Mizzou) .000 2 0 2 0 0 0 0 0 0 0 .000 0 0 1 0 .000 0 0 0

2023

CAREER



THE SUN DEVILS



24 YANNI ACUÑA

OUTFIELDER

Graduate • 5-6 • L/R

Tucson, Ariz.

Salpointe Catholic

2023 | GRADUATE



GAME-BY-GAME BATTING

DATE	OPPONENT	POS	AB	R	H	RBI	2B	3B	HR	BB	K	AVG
F9	vs. CSUN											
F9	at San Diego State											
F10	vs. Northern Illinois											
F10	vs. Notre Dame											
F11	vs. Memphis											
F16	BYU											
F17	Portland State											
F18	Illinois State											
F18	DePaul											
F19	Weber State											
F24	vs. Loyola Marymount											
F25	vs. Bethune-Cookman											
F25	vs. Portland State											
F26	vs. UC San Diego											
F26	vs. Long Beach State											
M3	New Mexico											
M3	Charlotte											
M4	Michigan State											
M4	Boise State											
M5	Houston											
M10	Arizona											
M11	Arizona											
M12	Arizona											
M17	vs. UCF											
M17	at Oklahoma State											
M18	vs. UCF											
M18	at Oklahoma State											
M24	at California											
M25	at California											
M26	at California											
M31	Washington											
A1	Washington											
A2	Washington											
A6	at Utah											
A7	at Utah											
A8	at Utah											
A11	Grand Canyon											
A14	Oregon											
A15	Oregon											
A16	Oregon											
A21	at UCLA											
A22	at UCLA											
A23	at UCLA											
A28	Stanford											
A29	Stanford											
A30	Stanford											
M5	at Oregon State											
M6	at Oregon State											
M7	at Oregon State											

MULTIPLE HIT GAMES

	2	3	4	5+	Total
2019	3	1			4
2020					
2021	7				7
2022	21	2			23
2023					
CAREER	31	3			34

MULTIPLE RBI GAMES

	2	3	4	5+	Total
2019	1	1	1	1	4
2020					
2021	3	1			4
2022	7	3	1		11
2023					
CAREER	11	5	2	1	19

CAREER HIGHS

At Bats	5	(2x) vs. Northwestern (5/27/22)
Runs	4	vs. Grand Canyon (4/6/21)
Hits	3	(3x) at San Diego State (5/21/22)
Runs Batted In	6	vs. Weber State (2/9/19)
Doubles	2	(3x) vs. UTSA (2/27/22)
Triples	1	(2x) vs. Portland State (2/18/22)
Home Runs	2	vs. BYU (3/10/22)
Walks	2	(5x) vs. Utah (4/16/22)
Stolen Bases	1	(9x) vs. Northwestern (5/27/22)
Hitting Streak	8*	May 13, 2022 – May 29, 2022

CAREER STATISTICS

SEASON	AVG	GP	GS	AB	R	H	2B	3B	HR	RBI	SLG%	BB	HBP	SO	GDP	OB%	SF	SH	SB
2019	.274	40	30	84	23	23	8	1	3	19	.500	10	3	20	0	.367	1	0	1
2020	.167	13	7	18	5	3	0	0	1	2	.333	4	1	4	0	.348	0	0	1
2021	.311	36	26	74	20	23	6	0	7	15	.676	8	11	15	0	.452	0	0	2
2022	.430	54	54	149	63	64	19	1	14	43	.852	29	20	18	1	.562	3	1	5
2023																			
Total	.348	143	117	325	111	113	33	2	25	79	.692	51	35	57	1	.480	4	1	9



THE SUN DEVILS



31 KYLEE MAGEE

PITCHER

Freshman • XXX • R/R

Anaheim, Calif.

Canyon

2023 | JUNIOR



GAME-BY-GAME PITCHING

DATE	OPPONENT	GS	DEC	IP	H	R	ER	BB	K	HR	BF	NP
F9	vs. CSUN											
F9	at San Diego State											
F10	vs. Northern Illinois											
F10	vs. Notre Dame											
F11	vs. Memphis											
F16	BYU											
F17	Portland State											
F18	Illinois State											
F18	DePaul											
F19	Weber State											
F24	vs. Loyola Marymount											
F25	vs. Bethune-Cookman											
F25	vs. Portland State											
F26	vs. UC San Diego											
F26	vs. Long Beach State											
M3	New Mexico											
M3	Charlotte											
M4	Michigan State											
M4	Boise State											
M5	Houston											
M10	Arizona											
M11	Arizona											
M12	Arizona											
M17	vs. UCF											
M17	at Oklahoma State											
M18	vs. UCF											
M18	at Oklahoma State											
M24	at California											
M25	at California											
M26	at California											
M31	Washington											
A1	Washington											
A2	Washington											
A6	at Utah											
A7	at Utah											
A8	at Utah											
A11	Grand Canyon											
A14	Oregon											
A15	Oregon											
A16	Oregon											
A21	at UCLA											
A22	at UCLA											
A23	at UCLA											
A28	Stanford											
A29	Stanford											
A30	Stanford											
M5	at Oregon State											
M6	at Oregon State											
M7	at Oregon State											

STANDOUT GAMES

	2023	Career
5+ Strikeouts		
10+ Strikeouts		
5+ IP & 2 R or less		

CAREER HIGHS

Innings (Start)	
Innings (Relief)	
Strikeouts (Start)	
Strikeouts (Relief)	
Walks (Start)	
Walks (Relief)	
Hits Allowed (Start)	
Hits Allowed (Relief)	
Runs Allowed (Start)	
Runs Allowed (Relief)	
Earned Runs (Start)	
Earned Runs (Relief)	
Consecutive decisions won	
Scoreless Innings Streak	

CAREER STATISTICS

SEASON	ERA	W	L	APP	GS	CG	SHO	SV	IP	H	R	ER	BB	SO	2B	3B	HR	BAA
2023																		



THE SUN DEVILS



32 GIANNA BOCCAGNO

CATCHER

Graduate • 5-9 • R/R

Coral Springs, Fla.

Coral Springs Charter

Boston College

2023 | GRADUATE



GAME-BY-GAME BATTING

DATE	OPPONENT	POS	AB	R	H	RBI	2B	3B	HR	BB	K	AVG
F9	vs. CSUN											
F9	at San Diego State											
F10	vs. Northern Illinois											
F10	vs. Notre Dame											
F11	vs. Memphis											
F16	BYU											
F17	Portland State											
F18	Illinois State											
F18	DePaul											
F19	Weber State											
F24	vs. Loyola Marymount											
F25	vs. Bethune-Cookman											
F25	vs. Portland State											
F26	vs. UC San Diego											
F26	vs. Long Beach State											
M3	New Mexico											
M3	Charlotte											
M4	Michigan State											
M4	Boise State											
M5	Houston											
M10	Arizona											
M11	Arizona											
M12	Arizona											
M17	vs. UCF											
M17	at Oklahoma State											
M18	vs. UCF											
M18	at Oklahoma State											
M24	at California											
M25	at California											
M26	at California											
M31	Washington											
A1	Washington											
A2	Washington											
A6	at Utah											
A7	at Utah											
A8	at Utah											
A11	Grand Canyon											
A14	Oregon											
A15	Oregon											
A16	Oregon											
A21	at UCLA											
A22	at UCLA											
A23	at UCLA											
A28	Stanford											
A29	Stanford											
A30	Stanford											
M5	at Oregon State											
M6	at Oregon State											
M7	at Oregon State											

MULTIPLE HIT GAMES

	2	3	4	5+	Total
2019	5	1			6
2020					
2021	2				2
2022	2				2
2023					
CAREER	9	1			10

MULTIPLE RBI GAMES

	2	3	4	5+	Total
2019	3	2	1		6
2020	1		1		2
2021	2				2
2022	2	2			4
2023					
CAREER	8	4	2		14

CAREER HIGHS

At Bats	5	(2x) vs. Chattanooga (3/3/19)
Runs	2	(5x) at Pitt (5/4/19)
Hits	3	vs. FIU (3/7/19)
Runs Batted In	4	(2x) at Georgia Tech (3/7/20)
Doubles	1	(11x) at Pittsburgh (4/15/22)
Triples		
Home Runs	1	(22x) vs. NC State (4/23/22)
Walks	3	vs. NC State (3/31/19)
Stolen Bases	1	(2x) vs. Maryland (3/5/22)
Hitting Streak	4	April 10, 2021 – April 17, 2021

CAREER STATISTICS

SEASON	AVG	GP	GS	AB	R	H	2B	3B	HR	RBI	SLG%	BB	HBP	SO	GDP	OB%	SF	SH	SB
2019 (BC)	.217	52	52	138	24	30	5	0	8	24	.428	23	3	26	1	.339	1	3	1
2020 (BC)	.143	21	20	49	6	7	1	0	3	8	.347	6	2	11	1	.263	0	0	0
2021 (BC)	.172	42	41	93	9	16	3	0	4	11	.333	5	11	38	0	.291	1	1	0
2022 (BC)	.176	40	32	85	8	15	2	0	7	15	.447	8	6	28	1	.290	1	2	1
2023																			
Total	.186	155	145	365	47	68	11	0	22	58	.397	42	22	103	3	.306	3	6	2



THE SUN DEVILS



35 EMILY CAZARES

OUTFIELDER

Junior • 5-6 • R/R

Clovis, Calif.

Buchanan

2023 | JUNIOR



GAME-BY-GAME BATTING

DATE	OPPONENT	POS	AB	R	H	RBI	2B	3B	HR	BB	K	AVG
F9	vs. CSUN											
F9	at San Diego State											
F10	vs. Northern Illinois											
F10	vs. Notre Dame											
F11	vs. Memphis											
F16	BYU											
F17	Portland State											
F18	Illinois State											
F18	DePaul											
F19	Weber State											
F24	vs. Loyola Marymount											
F25	vs. Bethune-Cookman											
F25	vs. Portland State											
F26	vs. UC San Diego											
F26	vs. Long Beach State											
M3	New Mexico											
M3	Charlotte											
M4	Michigan State											
M4	Boise State											
M5	Houston											
M10	Arizona											
M11	Arizona											
M12	Arizona											
M17	vs. UCF											
M17	at Oklahoma State											
M18	vs. UCF											
M18	at Oklahoma State											
M24	at California											
M25	at California											
M26	at California											
M31	Washington											
A1	Washington											
A2	Washington											
A6	at Utah											
A7	at Utah											
A8	at Utah											
A11	Grand Canyon											
A14	Oregon											
A15	Oregon											
A16	Oregon											
A21	at UCLA											
A22	at UCLA											
A23	at UCLA											
A28	Stanford											
A29	Stanford											
A30	Stanford											
M5	at Oregon State											
M6	at Oregon State											
M7	at Oregon State											

MULTIPLE HIT GAMES

	2	3	4	5+	Total
2021					
2022	9	1			10
2023					
CAREER	9	1			10

MULTIPLE RBI GAMES

	2	3	4	5+	Total
2021					
2022	2	2	1		5
2023					
CAREER	2	2	1		5

CAREER HIGHS

At Bats	4	(9x) vs. Northwestern (5/29/2022)
Runs	2	(4x) vs. UCLA (5/8/2022)
Hits	3	at Oregon (4/8/2022)
Runs Batted In	4	vs. Northwestern (5/29/2022)
Doubles	1	(3x) vs. BYU (3/10/2022)
Triples		
Home Runs	1	(8x) vs. Northwestern (5/29/2022)
Walks	2	at Stanford (4/23/2022)
Stolen Bases	2	at Oregon (4/10/2022)
Hitting Streak	12	March 4, 2022 – March 19, 2022

CAREER STATISTICS

SEASON	AVG	GP	GS	AB	R	H	2B	3B	HR	RBI	SLG%	BB	HBP	SO	GDP	OB%	SF	SH	SB
2021	.250	14	0	8	2	2	1	0	0	1	.375	2	0	2	0	.400	0	0	0
2022	.321	49	33	112	29	36	2	0	8	22	.554	12	0	17	0	.387	0	0	10
2023																			
Total	.317	63	33	120	31	38	3	0	8	23	.542	14	0	19	0	.388	0	0	10



THE SUN DEVILS



55 MAKENNA HARPER

OUTFIELDER

Graduate • 5-7 • L/L
Stevenson Ranch, Calif.
West Ranch

2023 | GRADUATE



GAME-BY-GAME BATTING

DATE	OPPONENT	POS	AB	R	H	RBI	2B	3B	HR	BB	K	AVG
F9	vs. CSUN											
F9	at San Diego State											
F10	vs. Northern Illinois											
F10	vs. Notre Dame											
F11	vs. Memphis											
F16	BYU											
F17	Portland State											
F18	Illinois State											
F18	DePaul											
F19	Weber State											
F24	vs. Loyola Marymount											
F25	vs. Bethune-Cookman											
F25	vs. Portland State											
F26	vs. UC San Diego											
F26	vs. Long Beach State											
M3	New Mexico											
M3	Charlotte											
M4	Michigan State											
M4	Boise State											
M5	Houston											
M10	Arizona											
M11	Arizona											
M12	Arizona											
M17	vs. UCF											
M17	at Oklahoma State											
M18	vs. UCF											
M18	at Oklahoma State											
M24	at California											
M25	at California											
M26	at California											
M31	Washington											
A1	Washington											
A2	Washington											
A6	at Utah											
A7	at Utah											
A8	at Utah											
A11	Grand Canyon											
A14	Oregon											
A15	Oregon											
A16	Oregon											
A21	at UCLA											
A22	at UCLA											
A23	at UCLA											
A28	Stanford											
A29	Stanford											
A30	Stanford											
M5	at Oregon State											
M6	at Oregon State											
M7	at Oregon State											

MULTIPLE HIT GAMES

	2	3	4	5+	Total
2019					
2020	2				2
2021	8	3			11
2022	6				6
2023					
CAREER	16	3			19

MULTIPLE RBI GAMES

	2	3	4	5+	Total
2019					
2020	1		1		2
2021	4	3	1	1	9
2022	2		2		4
2023					
CAREER	7	3	4	1	15

CAREER HIGHS

At Bats	5	vs. Northwestern (5/27/22)
Runs	3	vs. Montana (3/5/21)
Hits	3	(3x) at UTEP (3/6/21)
Runs Batted In	5	vs. Northern Illinois (3/9/21)
Doubles	2	vs. Cal (5/1/22)
Triples		
Home Runs	1	(15x) vs. Northwestern (5/27/22)
Walks	2	(8x) vs. Northwestern (5/28/22)
Stolen Bases	1	(2x) at Arizona (3/26/22)
Hitting Streak	5	February 28, 2020 – March 5, 2020

CAREER STATISTICS

SEASON	AVG	GP	GS	AB	R	H	2B	3B	HR	RBI	SLG%	BB	HBP	SO	GDP	OB%	SF	SH	SB
2019	.125	18	4	16	9	2	0	0	0	2	.125	6	0	6	1	.364	0	0	0
2020	.283	23	22	46	12	13	4	0	1	10	.435	8	5	5	0	.426	2	1	1
2021	.342	48	47	120	31	41	4	0	10	34	.625	20	3	24	0	.444	1	1	0
2022	.250	44	32	88	17	22	7	0	4	21	.466	10	2	25	0	.333	2	0	1
2023																			
Total	.289	133	105	270	69	78	15	0	15	67	.511	44	10	60	1	.401	5	2	2



THE SUN DEVILS



71 SHANNON CUNNINGHAM

UTILITY/CATCHER

Freshman • 5-9 • R/R

Tustin, Calif.

Foothill

2023 | FRESHMAN



GAME-BY-GAME BATTING

DATE	OPPONENT	POS	AB	R	H	RBI	2B	3B	HR	BB	K	AVG
F9	vs. CSUN											
F9	at San Diego State											
F10	vs. Northern Illinois											
F10	vs. Notre Dame											
F11	vs. Memphis											
F16	BYU											
F17	Portland State											
F18	Illinois State											
F18	DePaul											
F19	Weber State											
F24	vs. Loyola Marymount											
F25	vs. Bethune-Cookman											
F25	vs. Portland State											
F26	vs. UC San Diego											
F26	vs. Long Beach State											
M3	New Mexico											
M3	Charlotte											
M4	Michigan State											
M4	Boise State											
M5	Houston											
M10	Arizona											
M11	Arizona											
M12	Arizona											
M17	vs. UCF											
M17	at Oklahoma State											
M18	vs. UCF											
M18	at Oklahoma State											
M24	at California											
M25	at California											
M26	at California											
M31	Washington											
A1	Washington											
A2	Washington											
A6	at Utah											
A7	at Utah											
A8	at Utah											
A11	Grand Canyon											
A14	Oregon											
A15	Oregon											
A16	Oregon											
A21	at UCLA											
A22	at UCLA											
A23	at UCLA											
A28	Stanford											
A29	Stanford											
A30	Stanford											
M5	at Oregon State											
M6	at Oregon State											
M7	at Oregon State											

MULTIPLE HIT GAMES

	2	3	4	5+	Total
2023					

MULTIPLE RBI GAMES

	2	3	4	5+	Total
2023					

CAREER HIGHS

At Bats	
Runs	
Hits	
Runs Batted In	
Doubles	
Triples	
Home Runs	
Walks	
Stolen Bases	
Hitting Streak	

CAREER STATISTICS

SEASON	AVG	GP	GS	AB	R	H	2B	3B	HR	RBI	SLG%	BB	HBP	SO	GDP	OB%	SF	SH	SB
2023																			



THE SUN DEVILS



77 JAZMINE HILL

OUTFIELDER

Senior • 5-8 • R/R

Norwalk, Calif.

Gahr

2023 | SENIOR



GAME-BY-GAME BATTING

DATE	OPPONENT	POS	AB	R	H	RBI	2B	3B	HR	BB	K	AVG
F9	vs. CSUN											
F9	at San Diego State											
F10	vs. Northern Illinois											
F10	vs. Notre Dame											
F11	vs. Memphis											
F16	BYU											
F17	Portland State											
F18	Illinois State											
F18	DePaul											
F19	Weber State											
F24	vs. Loyola Marymount											
F25	vs. Bethune-Cookman											
F25	vs. Portland State											
F26	vs. UC San Diego											
F26	vs. Long Beach State											
M3	New Mexico											
M3	Charlotte											
M4	Michigan State											
M4	Boise State											
M5	Houston											
M10	Arizona											
M11	Arizona											
M12	Arizona											
M17	vs. UCF											
M17	at Oklahoma State											
M18	vs. UCF											
M18	at Oklahoma State											
M24	at California											
M25	at California											
M26	at California											
M31	Washington											
A1	Washington											
A2	Washington											
A6	at Utah											
A7	at Utah											
A8	at Utah											
A11	Grand Canyon											
A14	Oregon											
A15	Oregon											
A16	Oregon											
A21	at UCLA											
A22	at UCLA											
A23	at UCLA											
A28	Stanford											
A29	Stanford											
A30	Stanford											
M5	at Oregon State											
M6	at Oregon State											
M7	at Oregon State											

MULTIPLE HIT GAMES

	2	3	4	5+	Total
2020	8				8
2021	11	3			14
2022	7	6	1		14
2023					
CAREER	26	9	1		36

MULTIPLE RBI GAMES

	2	3	4	5+	Total
2020	3	3			6
2021	9	3			12
2022	7	4	4		15
2023					
CAREER	19	10	4		33

CAREER HIGHS

At Bats	5	(6x) vs. Northwestern (5/28/2022)
Runs	4	vs. Illinois State (2/19/2022)
Hits	4	vs. Northwestern (5/28/2022)
Runs Batted In	4	(4x) vs. Northwestern (5/28/2022)
Doubles	2	(2x) vs. Oregon (5/2/2021)
Triples	1	(6x) vs. BYU (3/10/2022)
Home Runs	2	at Oregon (4/9/2022)
Walks	2	(9x) vs. Cal (5/1/2022)
Stolen Bases	2	vs. Southern Illinois (5/20/2021)
Hitting Streak	7	March 6, 2022 – March 13, 2022

CAREER STATISTICS

SEASON	AVG	GP	GS	AB	R	H	2B	3B	HR	RBI	SLG%	BB	HBP	SO	GDP	OB%	SF	SH	SB
2020	.358	29	29	81	31	29	9	2	5	20	.704	17	2	15	0	.480	0	0	8
2021	.347	49	49	150	43	52	14	2	10	40	.667	16	2	36	2	.417	0	2	8
2022	.335	54	54	170	44	57	7	2	15	54	.665	19	4	25	1	.408	3	1	7
2023																			
Total	.344	132	132	401	118	138	30	6	30	114	.673	52	8	76	3	.427	3	3	23





2022 SEASON BATTING STATISTICS

ALL GAMES

Minimum 2.5 Plate Appearances per game | Players must play in 75% of their team's games

#	PLAYER	AVG	OPS	OBP	SLG	GP- GS	AB	R	H	2B	3B	HR	RBI	TB	BB	HBP	SO	GDP	SF	SH	SB- ATT
24	Acuña, Yannira	.430	1.415	.562	.852	54-54	149	63	64	19	1	14	43	127	29	20	18	1	3	1	5-5
1	Sanders, Cydney	.425	1.518	.566	.952	54-54	146	53	62	14	0	21	63	139	45	4	13	2	1	1	4-5
40	Torres, Alynah	.339	1.116	.409	.707	54-53	174	40	59	14	1	16	40	123	17	5	12	1	2	1	0-0
77	Hill, Jazmine	.335	1.073	.408	.665	54-54	170	44	57	7	2	15	54	113	19	4	25	1	3	1	7-8
35	Cazares, Emily	.321	.941	.387	.554	49-33	112	29	36	2	0	8	22	62	12	0	17	0	0	0	10-11
22	Puk, Jessica	.238	.691	.377	.314	54-53	105	28	25	2	0	2	13	33	16	8	21	0	1	6	3-3
4	Rollin, Jazmyn	.219	.980	.384	.596	47-44	114	28	25	4	0	13	35	68	17	14	36	0	1	1	2-5
16	Price, Savannah	.333	.946	.446	.500	43-24	54	20	18	4	1	1	9	27	11	0	17	0	0	0	2-4
43	McLemore, Mailey	.297	1.057	.381	.676	34-2	37	5	11	2	0	4	12	25	4	1	10	1	0	0	0-0
10	Loomis, Bella	.259	.696	.326	.370	45-31	81	22	21	6	0	1	16	30	6	3	21	0	2	2	2-3
30	Watson, Kristiana	.255	.884	.339	.545	31-17	55	7	14	1	0	5	17	30	6	1	15	0	0	1	0-0
2	Harger, Halle	.254	.642	.356	.286	37-27	63	8	16	2	0	0	3	18	4	6	15	0	0	4	0-0
55	Harper, Makenna	.250	.799	.333	.466	44-32	88	17	22	7	0	4	21	41	10	2	25	0	2	0	1-1
8	Schuld, Marissa	.211	.654	.286	.368	33-15	19	1	4	1	1	0	2	7	1	1	9	0	0	0	0-0
17	VanHook, Jordyn	.176	.440	.263	.176	20-1	17	5	3	0	0	0	2	3	1	1	7	0	0	0	0-0
13	Thomas, Liliana	.000	.200	.200	.000	8-1	4	0	0	0	0	0	0	0	1	0	1	0	0	0	0-0
Totals		.315	1.032	.422	.610	54-54	1388	370	437	85	6	104	352	846	199	70	262	6	15	18	36-45
Opponents		.241	.655	.295	.359	54-54	1378	161	332	40	3	39	149	495	71	37	289	7	4	8	22-29

PAC-12 GAMES

Minimum 2.5 Plate Appearances per game | Players must play in 75% of their team's games

#	PLAYER	AVG	OPS	OBP	SLG	GP- GS	AB	R	H	2B	3B	HR	RBI	TB	BB	HBP	SO	GDP	SF	SH	SB- ATT
1	Sanders, Cydney	.384	1.492	.505	.986	24-24	73	26	28	5	0	13	34	72	17	1	7	1	0	1	4-5
24	Acuña, Yannira	.333	1.167	.532	.635	24-24	63	31	21	7	0	4	13	40	16	13	10	1	2	0	2-2
40	Torres, Alynah	.325	1.242	.411	.831	24-24	83	20	27	4	1	12	24	69	10	2	7	1	0	1	0-0
55	Harper, Makenna	.311	.896	.385	.511	21-15	45	8	14	3	0	2	10	23	5	1	9	0	1	0	1-1
77	Hill, Jazmine	.293	1.013	.386	.627	24-24	75	15	22	4	0	7	23	47	11	1	11	1	1	0	3-4
4	Rollin, Jazmyn	.259	1.108	.436	.672	24-23	58	16	15	3	0	7	23	39	12	7	21	0	1	1	0-2
22	Puk, Jessica	.255	.798	.406	.392	24-24	51	16	13	1	0	2	11	20	8	5	11	0	0	2	1-1
35	Cazares, Emily	.245	.768	.339	.429	22-16	49	16	12	0	0	3	8	21	7	0	9	0	0	0	4-4
43	McLemore, Mailey	.438	1.533	.471	1.063	15-0	16	3	7	1	0	3	7	17	0	1	3	0	0	0	0-0
10	Loomis, Bella	.333	.891	.378	.513	20-12	39	9	13	4	0	1	11	20	2	2	8	0	2	2	1-2
16	Price, Savannah	.292	.705	.414	.292	19-12	24	9	7	0	0	0	1	7	5	0	9	0	0	0	0-0
2	Harger, Halle	.229	.582	.325	.257	18-16	35	1	8	1	0	0	1	9	3	2	8	0	0	3	0-0
30	Watson, Kristiana	.111	.444	.333	.111	9-1	9	0	1	0	0	0	1	1	3	0	5	0	0	0	0-0
8	Schuld, Marissa	.000	.000	.000	.000	12-4	2	0	0	0	0	0	0	0	0	0	1	0	0	0	0-0
17	VanHook, Jordyn	.000	.000	.000	.000	4-0	0	3	0	0	0	0	0	0	0	0	0	0	0	0	0-0
Totals		.302	1.041	.422	.619	24-24	622	173	188	33	1	54	167	385	99	35	119	4	7	10	16-21
Opponents		.256	.708	.296	.412	24-24	617	82	158	23	2	23	77	254	26	11	86	3	4	5	7-9





2022 SEASON PITCHING STATISTICS

ALL GAMES Must have 1 IP / Team Game

#	Name	ERA	WHIP	BAA	W	L	G	GS	CG	SHO	SV	IP	H	R	ER	BB	SO	2B	3B	HR	WP	HP
8	Schuld, Marissa	2.09	0.90	.215	10	2	27	10	4	1-4	3	87.0	70	31	26	8	93	10	1	12	2	9
18	Lopez, Lindsay	2.12	1.09	.244	13	5	30	16	9	3-1	3	112.1	109	49	34	14	84	13	1	9	3	15
99	Morgan, Mac	2.82	1.22	.248	18	3	30	22	7	2-4	0	119.0	118	58	48	27	75	8	1	13	3	11
11	Royalty, Allison	4.86	1.80	.269	2	1	15	6	0	0-1	0	31.2	35	23	22	22	37	9	0	5	4	2
Totals		2.60	1.15	.241	43	11	102	54	20	6	6	350.0	332	161	130	71	289	40	3	39	12	37
Opponents		7.06	1.91	.315	11	43	116	54	12	3	1	332.1	437	370	335	199	262	85	6	104	28	70

#	Name	W%	H7	HR7	BB7	SO7	SO/W
8	Schuld, Marissa	.833	5.63	0.97	0.64	7.48	11.63
18	Lopez, Lindsay	.722	6.79	0.56	0.87	5.23	6.00
99	Morgan, Mac	.857	6.94	0.76	1.59	4.41	2.78
11	Royalty, Allison	.667	7.74	1.11	4.86	8.18	1.68
Totals		.796	6.64	0.78	1.42	5.78	4.07
Opponents		.204	9.20	2.19	4.19	5.52	1.32

PAC-12 GAMES Must have 1 IP / Team Game

#	Name	ERA	WHIP	BAA	W	L	G	GS	CG	SHO	SV	IP	H	R	ER	BB	SO	2B	3B	HR	WP	HP
18	Lopez, Lindsay	2.37	1.08	.260	9	2	15	10	6	2	2	59.0	60	24	20	4	31	8	1	5	1	5
8	Schuld, Marissa	2.65	1.00	.229	3	0	12	3	2	1	2	37.0	32	17	14	5	20	8	0	7	1	0
99	Morgan, Mac	4.06	1.28	.258	7	2	12	11	2	0	0	51.2	54	36	30	12	26	2	1	10	3	6
11	Royalty, Allison	4.20	2.04	.324	1	0	5	0	0	0	0	8.1	12	5	5	5	9	5	0	1	0	0
Totals		3.10	1.18	.256	20	4	44	24	10	3	4	156.0	158	82	69	26	86	23	2	23	5	11
Opponents		7.40	1.90	.302	4	20	55	24	4	0	0	151.1	188	173	160	99	119	33	1	54	11	35

#	Name	W%	H7	HR7	BB7	SO7	SO/W
18	Lopez, Lindsay	.818	7.12	0.59	0.47	3.68	7.75
8	Schuld, Marissa	1.000	6.05	1.32	0.95	3.78	4.00
99	Morgan, Mac	.778	7.32	1.35	1.63	3.52	2.17
11	Royalty, Allison	1.000	10.08	0.84	4.20	7.56	1.80
Totals		.833	7.09	1.03	1.17	3.86	3.31
Opponents		.167	8.70	2.50	4.58	5.50	1.20





2022 SEASON FIELDING STATISTICS

ALL GAMES

#	Name	FLD%	C	PO	A	OFA	E	DP	SBA	CSB	CS%	PB	CI
55	Harper, Makenna	1.000	22	21	1		0	0	0	0	.000	0	0
13	Thomas, Liliana	1.000	13	12	1		0	0	0	1	1.000	0	0
17	VanHook, Jordyn	1.000	9	9	0		0	0	0	0	.000	0	0
30	Watson, Kristiana	1.000	8	8	0		0	1	0	0	.000	0	0
22	Puk, Jessica	.994	318	289	27		2	1	22	6	.214	6	0
1	Sanders, Cydney	.984	377	364	7		6	13	0	0	.000	0	0
24	Acuña, Yannira	.982	57	54	2		1	0	0	0	.000	0	0
2	Harger, Halle	.955	112	53	54		5	5	0	0	.000	0	0
4	Rollin, Jazmyn	.951	82	38	40		4	6	0	0	.000	0	0
77	Hill, Jazmine	.944	71	64	3		4	1	0	0	.000	0	0
16	Price, Savannah	.942	69	22	43		4	1	0	0	.000	0	0
40	Torres, Alynah	.936	173	57	105		11	11	0	0	.000	0	0
10	Loomis, Bella	.930	71	20	46		5	1	0	0	.000	0	0
18	Lopez, Lindsay	.929	28	6	20		2	0	7	1	.125	0	0
99	Morgan, Mac	.920	25	2	21		2	0	9	5	.357	0	0
35	Cazares, Emily	.909	33	28	2		3	0	0	0	.000	0	0
8	Schuld, Marissa	.800	10	3	5		2	1	3	0	.000	0	0
11	Royalty, Allison	.667	6	0	4		2	0	3	1	.250	0	0
43	McLemore, Mailey	.000	0	0	0		0	0	0	0	.000	0	0
Totals		.964	1484	1050	381		53	18	22	7	.241	6	0
Opponents		.970	1326	997	289		40	19	36	8	.182	12	0

PAC-12 GAMES

#	Name	FLD%	C	PO	A	OFA	E	DP	SBA	CSB	CS%	PB	CI
77	Hill, Jazmine	1.000	38	36	2		0	0	0	0	.000	0	0
35	Cazares, Emily	1.000	14	12	2		0	0	0	0	.000	0	0
55	Harper, Makenna	1.000	14	14	0		0	0	0	0	.000	0	0
11	Royalty, Allison	1.000	1	0	1		0	0	1	0	.000	0	0
13	Thomas, Liliana	1.000	1	1	0		0	0	0	0	.000	0	0
22	Puk, Jessica	.990	104	94	9		1	1	7	2	.222	2	0
1	Sanders, Cydney	.989	181	176	3		2	6	0	0	.000	0	0
2	Harger, Halle	.985	65	32	32		1	2	0	0	.000	0	0
24	Acuña, Yannira	.972	36	33	2		1	0	0	0	.000	0	0
10	Loomis, Bella	.964	28	11	16		1	0	0	0	.000	0	0
16	Price, Savannah	.952	42	14	26		2	1	0	0	.000	0	0
40	Torres, Alynah	.934	76	29	42		5	5	0	0	.000	0	0
18	Lopez, Lindsay	.929	14	3	10		1	0	4	1	.200	0	0
4	Rollin, Jazmyn	.923	26	11	13		2	2	0	0	.000	0	0
99	Morgan, Mac	.909	11	1	9		1	0	1	1	.500	0	0
8	Schuld, Marissa	.714	7	1	4		2	1	1	0	.000	0	0
43	McLemore, Mailey	.000	0	0	0		0	0	0	0	.000	0	0
17	VanHook, Jordyn	.000	0	0	0		0	0	0	0	.000	0	0
30	Watson, Kristiana	.000	0	0	0		0	0	0	0	.000	0	0
Totals		.971	658	468	171		19	18	7	2	.222	2	0
Opponents		.974	612	454	142		16	21	16	5	.238	5	0






MEDIA ROSTER



1
MACKENZIE NICHOLSON
UTL • R/R • 5-7 • FR
Atlanta, Ga.



2
HALLE HARGER
INF • R/R • 5-4 • GR
Hanford, Calif.



4
JAZMYRN ROLLIN
INF • L/R • 5-8 • SR
Salt Lake City, Utah



8
MARISSA SCHULD
P/UT • R/R • 5-3 • GR
Scottsdale, Ariz.



10
KENZIE BROWN
P • L/R • 5-11 • SO
Lake City, Ill.



11
MAC OSBORNE
P • R/R • 5-9 • JR
Richlands, Va.



12
ALEXA MILIUS
INF • R/R • 5-2 • GR
Thomaston, Conn.



13
KAYLA LISSY
INF • L/R • 5-5 • JR
Valrico, Fla.



14
DEBORAH JONES
P • R/R • 6-0 • JR
Unionville, Ind.



16
SAVANNAH PRICE
INF • R/R • 5-9 • JR
Rio Linda, Calif.



17
JORDYN VANHOOK
INF • R/R • 5-10 • SR
Woodland Hills, Calif.



18
SARA KINCH
C • R/R • 5-10 • JR
Temecula, Calif.



21
YAYA ACUÑA
OF • L/R • 5-4 • FR
Tucson, Ariz.




22
KALYN MCCARTHY
OF • L/R • 5-1 • FR
Palatine, Ill.



23
TAYLOR NICHOLSON
INF • B/R • 5-5 • R-FR
Atlanta, Ga.



24
YANNI ACUÑA
OF • L/R • 5-6 • GR
Tucson, Ariz.



31
KYLEE MAGEE
P • R/R • 5-9 • FR
Anaheim, Calif.



32
GIANNA BOCCAGNO
C • R/R • 5-9 • GR
Coral Springs, Fla.



35
EMILY CAZARES
OF • R/R • 5-6 • JR
Clovis, Calif.



55
MAKENNA HARPER
OF • L/L • 5-7 • GR
Stevenson Ranch, Calif.



71
SHANNON CUNNINGHAM
C/UT • R/R • 5-9 • FR
Tustin, Calif.



77
JAZMINE HILL
OF • R/R • 5-8 • SR
Norwalk, Calif.



MEGAN BARTLETT
HEAD COACH
First Season

