

# 2018 Sun Devil Baseball

## GAME NOTES - OREGON

### ARIZONA STATE

8-9 (0-0 Pac-12)  
@ASU\_Baseball  
@TheSunDevils

#### GAMES 18-20

March 16-18

6:30/6:30/12:30 PM

Phoenix Muni Stadium

Phoenix, Ariz.

Watch: Pac-12 Stream

Radio: NBC Sports 1060 AM

### OREGON

12-4 (0-0 Pac-12)  
@OregonBaseball  
@GoDucks

Five-Time NCAA Champions (1965, 1967, 1969, 1977, 1981) | 22 College World Series Appearances | 21 Conference Championships | 123 All-Americans | 14 National Players of the Year | 11 College Baseball Hall of Fame



ASU\_BASEBALL



SUN DEVIL BASEBALL



ASU\_BASEBALL

#### MEDIA RELATIONS CONTACT

Jeremy Hawkes

jdhawkes@asu.edu | C: 520-403-0121 | O: 480-965-9544

#### #10THINGS (Twitter-Friendly Notes)

1. @gagcanning and @lin\_lyle started the season on 15-game hit streaks, becoming the only players to do since since before 1999 at least.
2. Since at least 1999, there has not been a year in history that two different players started the season with a 13-game hitting streak.
3. With 20 career triples, @gagcanning is fourth in ASU history and chasing the NCAA record of 32 set back in the 1980s.
4. The Sun Devils currently lead the country in triples with 10 this season, six of those coming from @gagcanning, who leads the country.
5. @gagcanning is 3rd nationally with 32 hits this season, leading the Pac-12 Conference in the process.
6. The ASU freshman HR record is 11 @Barry-Bonds. @spennyt19 has 9 in just 17 games this season.
7. @elingos15 is just two outs away from 4 consecutive quality starts to begin the season, going 5.2 innings with less than 3 runs in 2 starts.
8. Of the 20 frosh ranked in the Top 200 nationally in ERA, @boyd\_\_19 is second among those with over 20 innings pitched with his 1.33 ERA.
9. @squadslayerchaz has 4 saves in 4 save chances this season, striking out 17 in relief this year to just 3 walks.
10. @sammm009 has allowed opposing teams to bat just .133 (4-for-30) against him when there's runners on the base path.

#### #BYTHENUMBERS

Gage Canning and Lyle Lin each had a **hit in the first 15 games that the Sun Devils played this season.** Both have multiple hits in 10 of the 16 total games this year. Since at least 1999, Canning and Lin were the only two Sun Devils to accomplish such a streak to begin a season. The longest hitting streak for any Sun Devil at any point last season was 12 games (also by Canning and Lin).

Spencer Torkelson has **nine home runs in the first 17 games of the season.** He is already tied for third in ASU freshman history with that total and is currently chasing Barry Bonds ASU freshman record of 11 home runs. The NCAA freshman record is 26 and was set by future MLB catcher Todd Greene of Georgia Southern back in 1990. Torkelson is third nationally in home runs and has also added five doubles to his tally with 14 of his 20 total hits this year going for extra-bases. He was named the Pac-12 Player of the Week this week.

Sophomore Chaz Montoya has been exceptional in relief this season, posting **four saves in eight appearances to date, tied for fourth in the Pac-12.** Montoya has an impressive 0.73 ERA in those appearances, striking out 17 with just 3 walks allowed. Montoya is striking out 1.3 batters per inning pitched this season. The sophomore has allowed just 1 earned run this season with that coming in his longest appearance of the year in 3.2 innings against Oklahoma State and has allowed just one extra-base hit. In four save opportunities on this year, Montoya has not blown a chance.

**Gage Canning leads the nation with six triples this season and is the NCAA active career leader with 20 triples in his career.** Canning is chasing the ASU career triple record of 26, set by Alan Bannister and Ed Irvine back in the 1970s. His 20 triples are tied for fourth in ASU history and he is the first Sun Devil to reach at least 20 since Willie Bloomquist in 1997-99. Canning is also has his sights set on the NCAA career record of 32 triples, set by Bob Zeihan from 1985-88.

#### 2018 @ASU BASEBALL Schedule

Date	Opponent	Time/Score
17-Feb	Miami (OH) <sup>^</sup>	L 2-4
17-Feb	Miami (OH) DH <sup>^</sup>	W, 7-3
18-Feb	Miami (OH) DH <sup>^</sup>	W, 11-1 (7)
18-Feb	Miami (OH) <sup>^</sup>	L 8-16
23-Feb	St. Mary's <sup>^</sup>	L 1-6
24-Feb	St. Mary's <sup>^</sup>	L 5-6
25-Feb	St. Mary's <sup>^</sup>	W, 2-1
27-Feb	at Long Beach State	W, 1-0
28-Feb	at Long Beach State	L 4-16
2-Mar	Oklahoma St. <sup>^</sup>	W, 9-1
3-Mar	Oklahoma St. <sup>^</sup>	W, 14-2
4-Mar	Oklahoma St. <sup>#</sup>	L 2-3 (10)
6-Mar	at Pepperdine	W, 10-7
9-Mar	UNC Wilmington <sup>^</sup>	W, 9-4
10-Mar	UNC Wilmington <sup>^</sup>	L 0-9
11-Mar	UNC Wilmington <sup>^</sup>	L 1-3
13-Mar	Arizona <sup>#</sup>	L 2-6
16-Mar	Oregon <sup>^</sup>	6:30 PM
17-Mar	Oregon <sup>^</sup>	6:30 PM
18-Mar	Oregon <sup>^</sup>	12:30 PM
20-Mar	UNLV <sup>^</sup>	6:30 PM
23-Mar	at UCLA <sup>^</sup> #	7:00 PM
24-Mar	at UCLA <sup>^</sup> #	12:00 PM
25-Mar	at UCLA <sup>^</sup> #	1:00 PM
29-Mar	at WSU <sup>^</sup> #	6:00 PM
30-Mar	at WSU <sup>^</sup> #	5:00 PM
31-Mar	at WSU <sup>^</sup> #	12:00 PM
3-Apr	Cal State Fullerton <sup>#</sup>	6:30 PM
4-Apr	Cal State Fullerton <sup>#</sup>	6:30 PM
6-Apr	USC <sup>^</sup>	6:30 PM
7-Apr	USC <sup>^</sup>	6:30 PM
8-Apr	USC <sup>^</sup>	12:30 PM
10-Apr	at UNLV	6:05 PM
13-Apr	at Stanford <sup>*</sup>	6:05 PM
14-Apr	at Stanford <sup>*</sup>	1:05 PM
15-Apr	at Stanford <sup>*</sup>	1:05 PM
20-Apr	Utah <sup>^</sup>	6:30 PM
21-Apr	Utah <sup>^</sup>	6:30 PM
22-Apr	Utah <sup>^</sup>	12:30 PM
25-Apr	New Mexico State <sup>^</sup>	6:30 PM
27-Apr	at Oregon State <sup>*</sup>	5:35 PM
28-Apr	at Oregon State <sup>*</sup>	1:35 PM
29-Apr	at Oregon State <sup>*</sup>	1:05 PM
4-May	Washington <sup>^</sup>	6:30 PM
5-May	Washington <sup>^</sup>	6:30 PM
6-May	Washington <sup>^</sup>	12:30 PM
9-May	at San Diego	6:00 PM
13-May	Pacific <sup>^</sup>	1:00 PM
14-May	Pacific <sup>^</sup>	6:30 PM
17-May	at Arizona <sup>^</sup> #	6:00 PM
18-May	at Arizona <sup>^</sup> #	7:00 PM
19-May	at Arizona <sup>^</sup> #	4:30 PM
24-May	Cal <sup>^</sup> #	7:00 PM
25-May	Cal <sup>^</sup> #	6:00 PM
26-May	Cal <sup>^</sup> #	12:00 PM

All times local

\* - Indicates a Pac-12 Conference game

# - Indicates a Pac-12 Network Game

^ - Indicates a Pac-12 Live Stream Game

#### PROJECTED STARTERS

ASU	ERA	W-L	IP	SO	BB	Opp. Avg.
RHP Sam Romero	3.78	1-0	16.2	16	4	.269
LHP Eli Lingos	3.70	2-1	24.1	25	8	.269
RHP Boyd Vander Kooi	1.33	2-1	20.1	21	7	.178
ORE	ERA	W-L	IP	SO	BB	Opp. Avg.
RHP Matt Mercer	2.16	2-1	25.0	23	9	.236
LHP James Acuna	2.29	2-0	19.2	8	3	.171
RHP Kolby Somers	1.69	1-0	10.2	10	1	.278

Five-Time NCAA Champions (1965, 1967, 1969, 1977, 1981) | 22 College World Series Appearances | 21 Conference Championships

123 All-Americans | 14 National Players of the Year | 10 College Baseball Hall of Fame Members

414 Major League Baseball Draft Picks | 108 Major Leaguers | 49 Major League Baseball First-Round Draft Picks

TWITTER: @ASU\_BASEBALL

INSTAGRAM: @ASU\_BASEBALL

FACEBOOK: SUNDEVILBASEBALL

# 2018 Sun Devil Baseball

## QUICK FACTS/MEDIA INFO

### GENERAL INFORMATION

Location .....	Tempe, Ariz.
Founded .....	1885
Enrollment .....	103,410
Nickname .....	Sun Devils
School Colors .....	Maroon and Gold
Home Field .....	Phoenix Municipal Stadium
Capacity .....	5,300
Packard Dimensions .....	Lines: 345 Alleys: 390 CF: 410
Surface .....	Grass
Affiliation .....	NCAA Div. I
Conference .....	Pac-12
President .....	Dr. Michael Crow
VP of Athletics .....	Ray Anderson
Sports Medicine Director .....	Kenny McCarty
Facility Management .....	Mike Chismar
Athletic Dept. Phone .....	(480) 965-3482
Ticket Office Phone .....	(480) 727-0000
Athletics Department Address .....	
.....	Carson Student-Athlete Center
.....	500 East Veteran's Way
.....	P.O. Box 872505
.....	Tempe, AZ 85287-2505

### PROGRAM HISTORY

First Year of Baseball .....	1907 (7-2)
Start of NCAA Baseball .....	1959 (28-18-1)
All-Time Record (Includes Prior to NCAA) .....	2843-1421-8 (.667)*
National Championships .....	5 ('65, '67, '69, '77, '81)
Years in CWS/Last .....	22 (2010)*
All-Time CWS Record .....	61-38 (.616)*
NCAA Appearances/Last .....	39 (2016)*
NCAA Tournament Record .....	169-78 (.687)*
Best Record All-time .....	64-6 (.914) - 1972
Last All-American .....	2016 (3)
.....	Seth Martinez (RHP/2nd Team)
.....	David Greer (3B/3rd Team)
.....	Colby Woodmansee (SS/3rd Team)

\*- ASU vacated 44 wins, the Pac-10 title and the College World Series appearance from 2007. Records do not reflect the vacations.

### COACHING STAFF

Head Coach .....	Tracy Smith (4th/22nd overall)
Alma Mater .....	Miami (Ohio) (1989)
Record at ASU (Years) .....	102-87 (3)
Career Division I (Years) .....	705-544-1 (21)
Assistant Coach .....	Ben Greenspan (3rd year)
Assistant Coach .....	Mike Cather (1st Year)
Volunteer Assistant Coach/Hitting Coach .....	Michael Earley (2nd year)
Video Coordinator .....	Abe Ruiz (3rd year)
Dir. of Operations .....	Brendan Cunningham (9th year)
Strength & Conditioning .....	Jason Robbins (3rd year)
Dir. of Community Relations .....	Armando Flores (11th year)

### SPORTS INFORMATION

Baseball Contact .....	Jeremy Hawkes
Office .....	480-965-9544
Cell .....	520-403-0121
Email .....	jdhawkes@asu.edu
Director of Sports Information .....	Doug Tammaro
Email .....	tammaro@asu.edu

### TEAM INFORMATION

Letterwinners Returning/Lost .....	19/14
.....	Pitchers - 12/7
.....	Position Players - 7/7
Returning Pitchers (min. 13 app./20 inn.) .....	9
Returning Position (min. 30 GP) .....	6
Total Newcomers .....	17
Newcomers Drafted .....	5

## MEDIA INFORMATION

### Credentials

All credential requests should be sent via email to Jeremy Hawkes (jdhawkes@asu.edu).

### Interview Policy

Arizona State will typically host weekly media availability every Tuesday at Phoenix Municipal Stadium prior to practice at approximately 1 p.m. On weeks of a Tuesday midweek game at home, the Tuesday postgame press conference will serve as the week's availability. Media planning to attend must contact Jeremy Hawkes (520-403-0121/jdhawkes@asu.edu) ahead of time and inform him of their plans. Throughout the season's schedule, ASU will host postgame interviews in the Omaha Room located in the home locker room following coach's postgame talk with the team. Media members should request players at the beginning of the ninth inning. Please contact Jeremy Hawkes or a member of the media relations staff in the press box to coordinate those interviews. Media members who wish to schedule an interview outside of practice must contact Jeremy Hawkes.

### Photography/Videography

Accommodations for B-Roll purposes at practice can be made through Jeremy Hawkes (jdhawkes@asu.edu). During games, credentials must be worn in plain view throughout the game while on the field and all photographers must adhere to painted lines and instructions given by security personnel and/or Arizona State staff members at all times. Shooting areas are designated camera wells on the far side of both the visitor's and home team's dugouts. Contact Jeremy Hawkes for any details regarding shooting game action.

### Media Highlights Policy

Highlights include Pac-12 Networks/ESPN/FOX broadcasts and all home hosted non-televised competitions, including those that are live streamed. ESPN networks (i.e., ESPN, ESPN2, ESPNU) will also televise all NCAA College World Series games from Saturday, June 17, through Wednesday, June 28. No other broadcast network or Internet entity, other than ESPN, may air these games, nor show highlights of these games until the ESPN broadcast is off the air. Broadcast networks / television stations may use up to three (3) minutes (per newscast) of video footage from any one game or five (5) minutes total of video footage from all games played on that particular day of competition for up to 72 hours following the game / broadcast. No media entity (commercial or noncommercial) is allowed to display any game video on its website. If a commercial broadcast entity wishes to license video footage beyond the previously described time period (72 hours), all requests to obtain clips or copies of NCAA championships / events (e.g., game / program records, melt / highlight tapes) need to go through the NCAA / T3 Media online footage request system, which can be found at the following website: <http://www.t3licensing.com/video/home/ncaa.do>.

### 2018 Media Coverage

Every single one of the Sun Devils' 35 home games will be available to fans via the Pac-12 Networks or the Pac-12 Live Stream online and a total of 13 games overall are scheduled to be televised live through the Pac-12 Networks.

The Sun Devil Sports Radio Network is scheduled to broadcast 35 Sun Devil Baseball games this season between NBC Sports Radio AM 1060. Fans can listen to the broadcasts on the radio or via the Tuneln app on thesundevils.com. Links to the streaming audio can be found on the online baseball schedule.

Tim Healey is set to serve his 20th season as the "Voice of the Sun Devils" on baseball broadcasts and will be joined for the second-straight season by color analyst Max Ros-siter, who was an all-conference catcher for the Devils from 2012-13.

Head Coach Tracy Smith's weekly radio show, "Dugout Chatter," will debut on March 28 on NBC Sports Radio AM 1060. The 30-minute show will run mainly on Wednesday's at 7 p.m. for nine weeks and is hosted by the Tim Healey.

**PHOENIX --** Sun Devil Baseball opens Pac-12 conference play this weekend at home as it welcomes the Oregon Ducks for a three-game series beginning Friday, March 16 at Phoenix Municipal Stadium. Saturday and Sunday's game will get underway at 6:30 p.m. AZT followed by a 12:30 p.m. first pitch on Sunday.

### Follow the Action

- Each game in the series will be streamed live through the Pac-12 Network and available online at <https://pac-12.com/live/arizona-state-university>.
- The Sun Devil Sports Radio Network is scheduled to broadcast each game this weekend on NBC Sports 1060 AM. All games will also be available through the TuneIn app on TheSunDevils.com. Broadcaster Tim Healey is set to serve his 20th season as the "Voice of the Sun Devils" on baseball broadcasts and will be joined for the second-straight season by color analyst Max Rossiter, who was an all-conference catcher for the Devils from 2012-13.
- Fans are encouraged to follow the Devils on Twitter @ASU\_Baseball for updates throughout the week.

### Scouting the Ducks

- Oregon opens Pac-12 Conference play at Arizona State with the league's best RPI according to warrenolan.com. Following the Gonzaga win the Ducks are No. 8 in the RPI. California, which is 14th, is the next best in the Pac-12. UO non-conference opponents FAU (5th) and UNLV (6th) both rank in the top 10.
- JR RHP Parker Kelly was named both a Collegiate Baseball National Player of the Week and the Pac-12 Conference Pitcher of the Week on Monday. Kelly tossed 7 scoreless innings in three appearances. The Ducks' righty allowed just one hit while fanning 14 and walking just one. Kelly had a career-high 7 Ks vs. UC Davis.
- This will be the seventh time in the 10 years since baseball returned to UO that the Ducks will open league play on the road. Oregon is 2-7 in conference opening games, as well as 3-6 in Pac-12 opening series. The Ducks have won three of their last five conference opening series including last season at California.

### Eli's Coming

- Eli Lingos led the Sun Devils with six quality starts last season. No other Sun Devil had more than one quality start this season.
- Already, Lingos has started 2018 where he left off as he picked up the win in a quality start during opening weekend. He has two quality starts already this season and went 5.2 innings in his two other starts in which he allowed fewer than 3 runs, meaning his is just 2 outs away from starting the season with four consecutive quality starts.
- Lingos leads the team and is tied for fifth in the Pac-12 with 25 strikeouts this season.

### NUMERICAL QUICK ROSTER

No.	Name	Pos.	Cl.	B/T
3	Montoya, Chaz	LHP	So.	L/L
5	Williams, Alike	INF	Fr.	R/R
6	Swift, Drew	INF	Fr.	R/R
8	Marsh, Alec	RHP	So.	R/R
9	Ferri, Sam	C	So.	R/R
10	McCuin, Jeremy	INF	Jr.	S/R
11	Higgins, Connor	LHP	Jr.	R/L
12	Canning, Gage	OF	Jr.	L/R
14	Workman, Gage	INF	Fr.	S/R
15	Lingos, Eli	LHP	Sr.	L/L
16	Hogueisson, Zach	OF	Fr.	L/R
17	Hingst, Ryan	RHP	Sr.	R/R
18	Hauver, Trevor	OF	Fr.	L/R
19	Vander Kooi, Boyd	RHP	Fr.	R/R
20	Torkelson, Spencer	INF/OF	Fr.	R/R
21	Aldrete, Carter	INF	So.	R/R
22	Stadler, Fitz	RHP	Jr.	R/R
23	Godfrey, Jake	RHP	Sr.	R/R
24	Bishop, Hunter	OF	So.	L/R
25	Strand, Zane	RHP	RS Fr.	R/R
26	Romero, Sam	RHP	Jr.	R/R
27	Lin, Lyle	C/INF	So.	R/R
28	Mehan, Scott	OF	Fr.	R/R
29	Schneider, Grant	RHP	Sr.	R/R
30	Corrigan, Brady	RHP	Fr.	R/R
31	Davis, Drake	RHP	Fr.	R/R
35	Coffey, Adisyn	INF/RHP	Fr.	R/R
36	Davis, Colby	RHP	Fr.	R/R
37	Denson, Myles	OF	So.	R/R
38	West, Tanner	LHP	So.	L/L
40	Leisenring, Luke	C	Fr.	S/R
41	Raish, Dellan	LHP	RS Fr.	L/L
44	Van Scoyoc, Spencer	LHP	So.	L/L
47	Lane, Taylor	INF	Sr.	R/R

### ALPHABETICAL QUICK ROSTER

No.	Name	Pos.	B/T	Cl.
21	Aldrete, Carter	INF	So.	R/R
24	Bishop, Hunter	OF	So.	L/R
12	Canning, Gage	OF	Jr.	L/R
35	Coffey, Adisyn	INF/RHP	Fr.	R/R
30	Corrigan, Brady	RHP	Fr.	R/R
36	Davis, Colby	RHP	Fr.	R/R
31	Davis, Drake	RHP	Fr.	R/R
37	Denson, Myles	OF	So.	R/R
9	Ferri, Sam	C	So.	R/R
23	Godfrey, Jake	RHP	Sr.	R/R
18	Hauver, Trevor	OF	Fr.	L/R
11	Higgins, Connor	LHP	Jr.	R/L
17	Hingst, Ryan	RHP	Sr.	R/R
16	Hogueisson, Zach	OF	Fr.	L/R
39	Jump, Hunter	OF	Fr.	L/R
47	Lane, Taylor	OF	Sr.	R/R
40	Leisenring, Luke	C	Fr.	S/R
27	Lin, Lyle	C/INF	So.	R/R
15	Lingos, Eli	LHP	Sr.	L/L
8	Marsh, Alec	RHP	So.	R/R
10	McCuin, Jeremy	INF	Jr.	S/R
28	Mehan, Scott	OF	Fr.	R/R
3	Montoya, Chaz	LHP	So.	L/L
41	Raish, Dellan	LHP	RS Fr.	L/L
26	Romero, Sam	RHP	Jr.	R/R
29	Schneider, Grant	RHP	Sr.	R/R
22	Stadler, Fitz	RHP	Jr.	R/R
25	Strand, Zane	RHP	RS Fr.	R/R
6	Swift, Drew	INF	Fr.	R/R
20	Torkelson, Spencer	INF/OF	Fr.	R/R
44	Van Scoyoc, Spencer	LHP	So.	L/L
19	Vander Kooi, Boyd	RHP	Fr.	R/R
5	Williams, Alike	INF	Fr.	R/R
14	Workman, Gage	INF	Fr.	S/R



# 2018 Sun Devil Baseball

## GAME NOTES

### 12-Gage

- Gage Canning has put together an All-American type campaign early in this season, currently 13th nationally and second in the Pac-12 with his .457 average so far this season while his 32 total hits lead the conference and are third nationally.
- The junior became the first Devil since before 1998 at least (as early as easily accessibly game-by-game records go) to start a season on a 16-game hitting streak.
- Canning had a hit in each of the first 16 games of the season and has multiple hits in 10 of ASU's 17 games so far, including 5 games with 3 or more hits.
- Canning already has five games with 3+ hits. Last season, he became the first player to reach double digits in the category (10) since Jason Kipnis had 13 in 2009.
- Canning was the only player in the Pac-12 last season to finish with a double-digit number doubles while also posting at least six home runs and six triples.

### Gage Gets Triples

- Canning is the NCAA's active leader in career triples with 20 so far in his career and six this season - a total that also leads the NCAA.
- The NCAA career record for triples is 32 (set by Indiana State's Bob Zeihen over a four-year career from 1985-88) and the NCAA single season record is 17 (set by New Mexico's Keith Hagman in 1980). At Canning's current pace, he could be on pace to challenge both of those by the end of the season.
- The ASU career record for triples is 26 by Alan Bannister and Ed Irvine back in the 1970s.

### #LINSANITY2018

- Lyle Lin had his 15 game-hitting streak to start the season come to an end in the finale against UNCW. He and Canning had become the only Sun Devils since at least 1998 to start a season on a 15-game hitting streak.
- Lin enters this weekend batting .387 on the season, good for 7th in the Pac-12 while his 27 total hits are second in the league.
- Lin has matched Canning with multiple hits in 10 of the 16 games played this season.

- The sophomore leads the team with 11 hits this season with two outs - 4 more than any other player on the team - and is batting .478 (10-of-23) in the process.

### A Swift Start

- Drew Swift has been one of the elite freshmen in the country in the small sample size to date, batting .278 average and a .418 on-base percentage while adding a much-needed defensive prowess at shortstop.
- Swift leads the team with 11 walks, a total that's good for 11th in the Pac-12 and is 3 more than any other Sun Devil.
- The freshman has produced many productive at-bats, leading the team in advancing runners 19 times on 39 attempts thus far this season (.487) and he is batting .318 this season with runners in scoring position.
- Swift is second in the Pac-12 with 48 defensive assists this season.
- The frosh has helped to turn nine double plays this season, helping the Sun Devils to be fourth in the Pac-12 with 14 double plays this season.
- Swift has just 3 errors at shortstop this season and rode a 11-game streak without an error until the final game of the UNCW series.

### Fear the Tork

- Spencer Torkelson has provided some pop in the Sun Devil lineup that is already off to a historic pace.
- The freshman has nine home runs in 17 games this season, a total that is tied for third in the nation.
- The Sun Devil freshman record is 11 home runs by Barry Bonds in 1983.
- Torkelson is already tied with Ike Davis and Bob Horner for third among freshmen in ASU history in the category.
- Torkelson and Kentucky's Luke Heyer are the only two players in the country with at least 5 doubles and 8 home runs on the year.
- The freshman was named the Pac-12 Player of the Week following Long Beach State and Oklahoma State.
- Torkelson is third on the team with a .313 average, with 14 of his 20 hits this season going for extra

bases.

- He is 13th nationally and 2nd in the Pac-12 with a .813 slugging percentage this season and 8th in the Pac-12 with 16 RBI this season. His 52 total bases this year are 6th nationally and second in the Pac-12.

#### **Not Playing Kooi**

- Boyd Vander Kooi has been as impressive a freshman as any in the country thus far this season, logging a 2-1 record in his first career starts with a paltry 1.33 ERA.
- Kooi's 1.33 ERA is good for 4th in the Pac-12 this season.
- Of the 20 freshmen ranked in the Top 200 nationally in ERA, Vander Kooi is second among those with over 20 innings pitched with his 1.33 ERA.

#### **Dellan's Dealin'**

- Dellan Raish, who redshirted for the Sun Devils last season, has been one of the exciting surprises of 2018.
- Raish had a 2.38 ERA in seven appearances this season with 13 strikeouts - averaging nearly a strikeout per inning on the season.
- Raish has been efficient in keeping runners off the base path, allowing the opposition to hit just 3-of-26 this season (.115) with this bases empty on the year.

#### **And All That Chaz**

- Sophomore Chaz Montoya has been exceptional in relief this season, posting four saves in eight appearances to date, tied for fourth in the Pac-12.
- Montoya has an impressive 0.73 ERA in those appearances, striking out 17 with just 3 walks allowed.
- Montoya is striking out 1.3 batters per inning pitched this season.
- The sophomore has allowed just 1 earned run this season with that coming in his longest appearance of the year in 3.2 innings against Oklahoma State and has allowed just one extra-base hit.
- He is a perfect 4-for-4 in save opportunities this season.
- Montoya has inherited 5 runners this season and not allowed a single one of them to score thus far.

#### **Sam I Am**

- Sam Romero has come on strong in his debut as a Sun Devil this season, working into a role as the Friday night starter.
- In his first career Friday-night start, Romero earned the win as he went 6.0 innings with just one run allowed while he struck out seven batters.
- On the season, Romero is 1-0 with a 3.78 ERA in 16.2 innings pitched with 16 strikeouts.
- ASU is 4-1 in games that Romero has appeared in this season.
- Romero has been absolutely lockdown when runners reach base against him, allowing the opposition to bat just .133 (4-for-30) with a runner on base this season with 7 strikeouts in that span.

#### **Marshing to the Beat**

- Alec Marsh has been exceptional for the Sun Devils this season, leading the team with a 1.59 ERA in 4 appearances with a 2-1 record.
- His ERA is good for 8th in the Pac-12.
- Marsh has struck out 15 batters this season while allowing just 11 hits.
- Opponents have just one extra base hit in 17.0 innings pitched and are averaging just .177 batting against him.

#### **Keeping It Interesting**

- The Devils have a knack for success in close games in recent years.
- Since 2016, the Devils are 7-3 in extra-inning games, with six walk-off wins (two last season) and are 23-8 (1-1 this year) in one-run games - including 7-6 in Pac-12 play.
- ASU has driven in the game-winning run in the eighth inning or later 14 times (four times this year).
- Arizona State has notched 10 wins since 2016 when trailing after six innings (four times last season).

# 2018 Sun Devil Baseball

## CAREER GAME HIGHS

### Aldrete,C

Hits: 3, 4 times  
Doubles: 1, 14 times  
Triples: 1 [t-5th], Miami (OH), Feb 17, 2018; at Washington, May 13, 2017  
Home runs: 1 [t-8th], Washington St., Apr 14, 2017; Oklahoma State, Feb 21, 2017; Loyola Marymount, Mar 05, 2017  
Total bases: 6, Miami (OH), Feb 17, 2018; Oklahoma State, Feb 21, 2017  
RBI: 4 [t-7th], at Arizona, May 09, 2017  
Runs scored: 3 [t-4th], Long Beach State, Mar 11, 2017  
Walks: 2, 4 times  
Hit by pitch: 1 [t-10th], Miami (OH), Feb 18, 2018  
Struck out: 3 [t-6th], 5 times  
Sac flies: 2 [t-1st], CSUB, Apr 23, 2017  
Sac bunts: 1 [t-6th], Long Beach State, Mar 10, 2017; at Arizona, May 09, 2017  
At bats: 5, 13 times  
Stolen bases: 1, Northwestern, Feb 17, 2017; at Pepperdine, Mar 06, 2018; at USC, Mar 24, 2017  
Caught stealing: 1 [t-3rd], UNLV, Apr 11, 2017; Miami (OH), Feb 17, 2018; Oklahoma State, Mar 03, 2018  
Field chances: 9, CSUB, Apr 22, 2017; Northwestern, Feb 17, 2017  
Putouts: 5, CSUB, Apr 22, 2017; Stanford, May 07, 2017; at Seattle, May 16, 2017  
Assists: 6 [t-9th], Miami (OH), Feb 17, 2018

### Bishop,H

Hits: 3, at UNLV, 04-18-17; UNC-Wilmington, Mar 09, 2018; at Arizona, May 09, 2017  
Doubles: 1, 7 times  
Triples: 1 [t-5th], 4 times  
Home runs: 1 [t-8th], 5 times  
Total bases: 6, at UNLV, 04-18-17  
RBI: 3, CSUB, Apr 23, 2017; at Pepperdine, Mar 06, 2018; UNC-Wilmington, Mar 09, 2018  
Runs scored: 3 [t-4th], at Arizona, May 09, 2017  
Walks: 3 [t-4th], at Long Beach State, Feb 28, 2018  
Hit by pitch: 1 [t-10th], 4 times  
Struck out: 3 [t-6th], Miami (OH), Feb 17, 2018; Stanford, May 07, 2017  
Sac flies: 1 [t-4th], Long Beach State, Mar 11, 2017; UCLA, Mar 31, 2017  
At bats: 5, 7 times  
Stolen bases: 1, 7 times  
Caught stealing: 1 [t-3rd], at Long Beach State, Feb 27, 2018; Oklahoma State, Mar 04, 2018  
Field chances: 6, at Oregon, Apr 30, 2017; at Washington, May 12, 2017  
Putouts: 6, at Oregon, Apr 30, 2017  
Assists: 1, at Washington, May 12, 2017

### Canning,G

Hits: 4 [t-3rd], CSUB, Apr 21, 2017; Saint Mary's, Feb 23, 2018; at UCLA, May 20, 2016  
Doubles: 2 [t-2nd], 4 times  
Triples: 2 [t-1st], CSUB, Apr 21, 2017; Miami (OH), Feb 17, 2018; Oklahoma State, Mar 03, 2018  
Home runs: 1 [t-8th], 9 times  
Total bases: 8 [t-5th], CSUB, Apr 21, 2017; Oklahoma State, Mar 03, 2018  
RBI: 4 [t-7th], Washington St., Apr 13, 2017; Oklahoma State, Mar 03, 2018  
Runs scored: 2, 18 times  
Walks: 2, 4 times  
Hit by pitch: 1 [t-10th], 4 times  
Struck out: 4 [t-1st], Utah, Mar 25, 2016; USC, May 28, 2016  
Sac flies: 1 [t-4th], 5 times  
Sac bunts: 2 [t-2nd], at TCU, Feb 26, 2017  
At bats: 6 [t-6th], 4 times  
Stolen bases: 1, 22 times  
Caught stealing: 1 [t-3rd], 13 times  
Field chances: 7, at Long Beach State, Feb 26, 2016; at USC, Mar 26, 2017  
Putouts: 7, at Long Beach State, Feb 26, 2016  
Assists: 2, Eastern Michigan, Mar 05, 2016

### Coffey,A

Innings pitched: 1.0, at Long Beach State, Feb 28, 2018  
Batters faced: 6, at Long Beach State, Feb 28, 2018  
Field chances: 1, at Long Beach State, Feb 28, 2018; UNC-Wilmington, Mar 09, 2018  
Putouts: 1, UNC-Wilmington, Mar 09, 2018  
Assists: 1, at Long Beach State, Feb 28, 2018

### Corrigan,B

Innings pitched: 1.2, Miami (OH), Feb 18, 2018  
Walks allowed: 2, Miami (OH), Feb 18, 2018; at Long Beach State, Feb 28, 2018  
Strikeouts: 2, Miami (OH), Feb 18, 2018  
Batters faced: 13, Miami (OH), Feb 18, 2018  
Field chances: 1, at Long Beach State, Feb 28, 2018  
Assists: 1, at Long Beach State, Feb 28, 2018

### Davis,C

Innings pitched: 1.0, UNC-Wilmington, Mar 10, 2018  
Walks allowed: 1, UNC-Wilmington, Mar 10, 2018  
Strikeouts: 2, UNC-Wilmington, Mar 10, 2018  
Batters faced: 6, UNC-Wilmington, Mar 10, 2018

### Davis,D

### Denson,M

Hits: 2, Northwestern, Feb 18, 2017; Loyola Marymount, Mar 04, 2017  
Doubles: 1, at Washington, May 14, 2017  
Total bases: 2, Northwestern, Feb 18, 2017; Loyola Marymount, Mar 04, 2017; at Washington, May 14, 2017  
RBI: 1, 5 times  
Runs scored: 1, Northwestern, Feb 18, 2017; at TCU, Feb 24, 2017; at Seattle, May 16, 2017  
Walks: 2, Northwestern, Feb 18, 2017  
Struck out: 4 [t-1st], at Utah, May 27, 2017  
Sac bunts: 1 [t-6th], Oklahoma State, Mar 04, 2018; at Washington, May 13, 2017  
At bats: 4, 5 times  
Caught stealing: 1 [t-3rd], Loyola Marymount, Mar 04, 2017  
Field chances: 3, 4 times  
Putouts: 3, 4 times

### Ferri,S

Hits: 1, 6 times  
Doubles: 1, at Cal, Apr 07, 2017; Northwestern, Feb 18, 2017  
Total bases: 2, at Cal, Apr 07, 2017; Northwestern, Feb 18, 2017  
RBI: 2, at Cal, Apr 07, 2017; Northwestern, Feb 18, 2017  
Runs scored: 1, 4 times  
Walks: 2, at USC, Mar 26, 2017  
Struck out: 3 [t-6th], at TCU, Feb 24, 2017  
At bats: 4, at Cal, Apr 09, 2017; at TCU, Feb 24, 2017; at USC, Mar 24, 2017  
Innings pitched: 0.2, CSUB, Apr 23, 2017  
Walks allowed: 1, at Oregon, Apr 29, 2017  
Batters faced: 4, CSUB, Apr 23, 2017  
Field chances: 13, at TCU, Feb 24, 2017; at USC, Mar 24, 2017  
Putouts: 13, at TCU, Feb 24, 2017  
Assists: 3, Oklahoma State, Feb 21, 2017  
Runners CS: 2 [t-1st], Oklahoma State, Feb 21, 2017

### Godfrey,J

Innings pitched: 4.0, at Arizona, Apr 04, 2017  
Walks allowed: 4, at Arizona, Apr 04, 2017; at TCU, Feb 25, 2017  
Strikeouts: 4, at Arizona, Apr 04, 2017; at TCU, Feb 25, 2017  
Batters faced: 21, at Arizona, Apr 04, 2017  
Field chances: 1, 5 times  
Putouts: 1, at USC, Mar 24, 2017  
Assists: 1, 4 times  
Runners CS: 1, 4 times

### Hauver,T

Hits: 3, at Pepperdine, Mar 06, 2018  
Doubles: 2 [t-2nd], at Pepperdine, Mar 06, 2018  
Total bases: 5, at Pepperdine, Mar 06, 2018  
RBI: 3, Miami (OH), Feb 18, 2018  
Runs scored: 2, at Pepperdine, Mar 06, 2018  
Walks: 2, Miami (OH), Feb 18, 2018; at Pepperdine, Mar 06, 2018; UNC-Wilmington, Mar 09, 2018  
Hit by pitch: 1 [t-10th], Arizona, Mar 13, 2018  
Struck out: 2, Saint Mary's, Feb 23, 2018; Oklahoma State, Mar 02, 2018; UNC-Wilmington, Mar 10, 2018  
Sac flies: 1 [t-4th], Oklahoma State, Mar 02, 2018  
At bats: 4, Miami (OH), Feb 17, 2018; Miami (OH), Feb 18, 2018; Saint Mary's, Feb 24, 2018  
Field chances: 3, Oklahoma State, Mar 02, 2018  
Putouts: 3, Oklahoma State, Mar 02, 2018

### Higgins,C

Innings pitched: 7.2, Stanford, May 07, 2017  
Walks allowed: 2, 4 times  
Strikeouts: 6, UNLV, Mar 28, 2017  
Batters faced: 30, Stanford, May 07, 2017  
Field chances: 2, at Washington, May 13, 2017; Arizona, May 20, 2017  
Putouts: 1, Arizona, May 20, 2017  
Assists: 2, at Washington, May 13, 2017  
Runners CS: 1, at Washington, May 13, 2017; at Utah, May 27, 2017

### Hingst,R

Innings pitched: 9.0 [t-1st], Utah, Mar 25, 2016  
Walks allowed: 5 [t-4th], at TCU, Feb 25, 2017  
Strikeouts: 9 [t-8th], Utah, Mar 25, 2016  
Batters faced: 30, Utah, Mar 25, 2016  
Field chances: 2, UNLV, Mar 11, 2015  
Putouts: 1, 4 times  
Assists: 2, UNLV, Mar 11, 2015  
Runners CS: 1, 4 times

### Hogueisson,Z

Struck out: 1, UNC-Wilmington, Mar 10, 2018  
At bats: 2, at Long Beach State, Feb 28, 2018

### Jump,H

Hits: 1, UNC-Wilmington, Mar 09, 2018; UNC-Wilmington, Mar 10, 2018; Arizona, Mar 13, 2018  
Doubles: 1, Arizona, Mar 13, 2018  
Total bases: 2, Arizona, Mar 13, 2018  
RBI: 1, UNC-Wilmington, Mar 09, 2018  
At bats: 2, at Long Beach State, Feb 28, 2018; UNC-Wilmington, Mar 10, 2018

### Vander Kooi

Innings pitched: 7.2, Saint Mary's, Feb 25, 2018  
Walks allowed: 3, Saint Mary's, Feb 25, 2018  
Strikeouts: 9 [t-8th], Saint Mary's, Feb 25, 2018  
Batters faced: 30, Saint Mary's, Feb 25, 2018  
Field chances: 2, UNC-Wilmington, Mar 11, 2018  
Putouts: 1, Miami (OH), Feb 18, 2018; UNC-Wilmington, Mar 11, 2018  
Assists: 1, UNC-Wilmington, Mar 11, 2018  
Runners CS: 1, Miami (OH), Feb 18, 2018; Saint Mary's, Feb 25, 2018

### Lane,T

Hits: 3, UCLA, Apr 01, 2017; CSUB, Apr 21, 2017  
Doubles: 1, UCLA, Apr 01, 2017; at Oregon, Apr 30, 2017; at Utah, May 27, 2017  
Triples: 1 [t-5th], at Oregon, Apr 28, 2017  
Home runs: 2 [t-1st], at Oregon, Apr 29, 2017  
Total bases: 8 [t-5th], at Oregon, Apr 29, 2017  
RBI: 3, at Utah, May 27, 2017  
Runs scored: 2, at Oregon, Apr 29, 2017; at Arizona, May 09, 2017  
Walks: 3 [t-4th], at Arizona, May 09, 2017  
Hit by pitch: 1 [t-10th], at TCU, Feb 26, 2017  
Struck out: 2, 5 times  
Sac flies: 1 [t-4th], Long Beach State, Mar 11, 2017; Stanford, May 05, 2017  
Sac bunts: 1 [t-6th], at UNLV, 04-18-17  
At bats: 5, Stanford, May 07, 2017  
Stolen bases: 1, 6 times  
Caught stealing: 1 [t-3rd], at UNLV, 04-18-17; UNC-Wilmington, Mar 10, 2018; at USC, Mar 24, 2017  
Field chances: 13, Northwestern, Feb 17, 2017; Arizona, May 18, 2017  
Putouts: 13, Northwestern, Feb 17, 2017  
Assists: 5, CSUB, Apr 21, 2017; Stanford, May 06, 2017

### Leisenring,L

Hits: 1, at Long Beach State, Feb 28, 2018; Oklahoma State, Mar 03, 2018; UNC-Wilmington, Mar 11, 2018  
Total bases: 1, at Long Beach State, Feb 28, 2018; Oklahoma State, Mar 03, 2018; UNC-Wilmington, Mar 11, 2018  
RBI: 1, Oklahoma State, Mar 03, 2018  
Runs scored: 1, Oklahoma State, Mar 03, 2018  
Walks: 1, Oklahoma State, Mar 03, 2018; UNC-Wilmington, Mar 10, 2018  
Struck out: 2, Oklahoma State, Mar 04, 2018; UNC-Wilmington, Mar 11, 2018  
Sac flies: 1 [t-4th], Oklahoma State, Mar 03, 2018  
At bats: 3, Oklahoma State, Mar 04, 2018; UNC-Wilmington, Mar 11, 2018  
Field chances: 14, UNC-Wilmington, Mar 11, 2018  
Putouts: 12, UNC-Wilmington, Mar 11, 2018  
Assists: 2, Oklahoma State, Mar 03, 2018; UNC-Wilmington, Mar 11, 2018



**Lin,L**

Hits: 4 [t-3rd], at Arizona, May 09, 2017  
Doubles: 1, 14 times  
Triples: 1 [t-5th], Oregon State, Mar 18, 2017  
Home runs: 1 [t-8th], 4 times  
Total bases: 6, Saint Mary's, Feb 25, 2018  
RBI: 2, 10 times  
Runs scored: 2, 9 times  
Walks: 2, at UNLV, 04-18-17; Washington St., Apr 14, 2017; UCLA, Mar 31, 2017  
Hit by pitch: 1 [t-10th], 6 times  
Struck out: 4 [t-1st], at Oregon, Apr 28, 2017  
Sac flies: 1 [t-4th], at UNLV, 04-18-17; UNLV, Apr 11, 2017; Arizona, May 20, 2017  
Sac bunts: 1 [t-6th], at Oregon, Apr 29, 2017; at USC, Mar 24, 2017  
At bats: 6 [t-6th], at TCU, Feb 24, 2017; at Arizona, May 09, 2017  
Stolen bases: 2 [t-2nd], New Mexico State, Feb 28, 2017  
Caught stealing: 1 [t-3rd], Washington St., Apr 14, 2017  
Field chances: 16 [t-4th], UNC-Wilmington, Mar 10, 2018  
Putouts: 14 [t-6th], UNC-Wilmington, Mar 10, 2018  
Assists: 3, 4 times  
Runners CS: 1, 6 times

**Lingos,E**

Innings pitched: 7.2, CSUB, Apr 22, 2017; Loyola Marymount, Mar 03, 2017  
Walks allowed: 5 [t-4th], UCLA, Mar 31, 2017  
Strikeouts: 8, at TCU, Feb 24, 2017  
Batters faced: 32, Long Beach State, Mar 10, 2017; UNC-Wilmington, Mar 10, 2018  
Field chances: 5, at Arizona, May 14, 2016  
Putouts: 1, 6 times  
Assists: 4, at Arizona, May 14, 2016  
Runners CS: 2 [t-1st], CSUB, Apr 22, 2017

**Marsh,A**

Innings pitched: 4.2, at Long Beach State, Feb 27, 2018; Arizona, Mar 13, 2018  
Walks allowed: 2, 5 times  
Strikeouts: 5, Arizona, Mar 13, 2018  
Batters faced: 23, Arizona, Mar 13, 2018  
Field chances: 2, at Cal, Apr 08, 2017; at Long Beach State, Feb 27, 2018  
Putouts: 1, 6 times  
Assists: 1, 4 times  
Runners CS: 1, UNLV, Mar 28, 2017

**McCuin,J**

Hits: 3, 4 times  
Doubles: 2 [t-2nd], at Washington, May 13, 2017  
Triples: 1 [t-5th], Northwestern, Feb 18, 2017  
Home runs: 1 [t-8th], at UNLV, 04-18-17; Washington St., Apr 14, 2017; vs Gonzaga, Jun 05, 2016  
Total bases: 7, Washington St., Apr 14, 2017  
RBI: 3, Washington St., Apr 14, 2017  
Runs scored: 3 [t-4th], at TCU, Feb 24, 2017  
Walks: 2, at UNLV, 05-10-16; at Washington State, Apr 02, 2016; at UCLA, May 22, 2016  
Hit by pitch: 1 [t-10th], UC Davis, Mar 13, 2016; at USC, Mar 26, 2017; USC, May 28, 2016  
Struck out: 3 [t-6th], 4 times

**Mehan,S**

Hits: 1, Miami (OH), Feb 17, 2018; at Long Beach State, Feb 27, 2018  
Total bases: 1, Miami (OH), Feb 17, 2018; at Long Beach State, Feb 27, 2018  
RBI: 1, at Long Beach State, Feb 27, 2018  
Runs scored: 2, Miami (OH), Feb 18, 2018  
Walks: 3 [t-4th], Miami (OH), Feb 18, 2018  
Struck out: 2, at Long Beach State, Feb 27, 2018  
At bats: 3, Miami (OH), Feb 17, 2018; Saint Mary's, Feb 25, 2018; at Long Beach State, Feb 27, 2018  
Field chances: 3, Miami (OH), Feb 17, 2018  
Putouts: 2, Miami (OH), Feb 17, 2018

**Montoya,C**

Innings pitched: 6.1, UCLA, Apr 01, 2017  
Walks allowed: 5 [t-4th], at Cal, Apr 08, 2017  
Strikeouts: 6, at USC, Mar 24, 2017  
Batters faced: 30, CSUB, Apr 21, 2017  
Field chances: 4, UCLA, Apr 01, 2017  
Putouts: 1, at Oregon, Apr 30, 2017; Arizona, May 20, 2017  
Assists: 4, UCLA, Apr 01, 2017  
Runners CS: 2 [t-1st], UCLA, Apr 01, 2017

**Raish,D**

Innings pitched: 3.0, Saint Mary's, Feb 23, 2018  
Walks allowed: 2, Saint Mary's, Feb 23, 2018; Arizona, Mar 13, 2018  
Strikeouts: 5, Oklahoma State, Mar 02, 2018  
Batters faced: 13, Saint Mary's, Feb 23, 2018  
Field chances: 1, Oklahoma State, Mar 04, 2018; Arizona, Mar 13, 2018  
Assists: 1, Oklahoma State, Mar 04, 2018; Arizona, Mar 13, 2018

**Romero,S**

Innings pitched: 6.0, Oklahoma State, Mar 02, 2018  
Walks allowed: 2, Miami (OH), Feb 17, 2018; Oklahoma State, Mar 02, 2018  
Strikeouts: 7, Oklahoma State, Mar 02, 2018  
Batters faced: 24, Oklahoma State, Mar 02, 2018

**Schneider,G**

Innings pitched: 3.2, Cal State Fullerton, Mar 08, 2017  
Walks allowed: 3, Nevada, Feb 23, 2016; Cal State Fullerton, Mar 08, 2017  
Strikeouts: 4, Cal State Fullerton, Mar 08, 2017  
Batters faced: 22, Cal State Fullerton, Mar 08, 2017  
Field chances: 1, 6 times  
Putouts: 1, CSUB, Apr 21, 2017  
Assists: 1, 4 times  
Runners CS: 2 [t-1st], Oklahoma State, Feb 21, 2017

**Stadler,F**

Innings pitched: 4.0, at Long Beach State, Feb 28, 2018  
Walks allowed: 3, at Pepperdine, Mar 06, 2018; at UCLA, May 21, 2016  
Strikeouts: 4, Saint Mary's, Feb 23, 2018  
Batters faced: 18, USC, May 29, 2016  
Field chances: 2, 6 times  
Putouts: 1, 6 times  
Assists: 2, at Long Beach State, Feb 28, 2018; at Pepperdine, Mar 06, 2018; at Oregon State, Mar 19, 2016  
Runners CS: 1, Nevada, Feb 23, 2016; at Oregon State, Mar 19, 2016

**Strand,Z**

Innings pitched: 1.0, Arizona, Mar 13, 2018  
Walks allowed: 1, Northwestern, Feb 18, 2017  
Strikeouts: 1, Northwestern, Feb 18, 2017; Arizona, Mar 13, 2018  
Batters faced: 4, Arizona, Mar 13, 2018

**Swift,D**

Hits: 2, 5 times  
Total bases: 2, 5 times  
RBI: 2, Oklahoma State, Mar 03, 2018  
Runs scored: 3 [t-4th], Miami (OH), Feb 18, 2018  
Walks: 3 [t-4th], Miami (OH), Feb 18, 2018  
Hit by pitch: 2 [t-1st], Miami (OH), Feb 18, 2018  
Struck out: 2, 5 times  
Sac bunts: 1 [t-6th], Oklahoma State, Mar 04, 2018  
At bats: 5, Saint Mary's, Feb 24, 2018; Oklahoma State, Mar 02, 2018  
Stolen bases: 1, Oklahoma State, Mar 02, 2018; Oklahoma State, Mar 03, 2018  
Caught stealing: 2 [t-1st], Miami (OH), Feb 17, 2018  
Field chances: 10, Oklahoma State, Mar 03, 2018  
Putouts: 4, Oklahoma State, Mar 03, 2018; Oklahoma State, Mar 04, 2018  
Assists: 6 [t-9th], Oklahoma State, Mar 03, 2018

**Torkelson,S**

Hits: 3, Miami (OH), Feb 17, 2018; at Long Beach State, Feb 28, 2018  
Doubles: 2 [t-2nd], Miami (OH), Feb 18, 2018  
Home runs: 2 [t-1st], Miami (OH), Feb 17, 2018; at Long Beach State, Feb 28, 2018  
Total bases: 9 [t-2nd], Miami (OH), Feb 17, 2018; at Long Beach State, Feb 28, 2018  
RBI: 3, at Long Beach State, Feb 28, 2018  
Runs scored: 2, 5 times  
Walks: 2, at Long Beach State, Feb 27, 2018  
Hit by pitch: 1 [t-10th], at Long Beach State, Feb 28, 2018  
Struck out: 2, 5 times  
Sac flies: 1 [t-4th], Oklahoma State, Mar 02, 2018; Oklahoma State, Mar 03, 2018  
At bats: 5, Miami (OH), Feb 18, 2018; at Pepperdine, Mar 06, 2018  
Field chances: 11, at Long Beach State, Feb 27, 2018; Arizona, Mar 13, 2018  
Putouts: 10, at Pepperdine, Mar 06, 2018  
Assists: 2, at Long Beach State, Feb 27, 2018; Arizona, Mar 13, 2018

**Van Scoyoc,S**

Hits: 1, at Utah, May 28, 2017  
Total bases: 1, at Utah, May 28, 2017  
Struck out: 1, at Utah, May 28, 2017  
At bats: 3, at Utah, May 28, 2017  
Innings pitched: 6.0, at TCU, Feb 26, 2017  
Walks allowed: 6 [t-1st], Miami (OH), Feb 17, 2018  
Strikeouts: 4, at TCU, Feb 26, 2017; Loyola Marymount, Mar 04, 2017  
Batters faced: 25, at TCU, Feb 26, 2017  
Field chances: 4, Oregon State, Mar 17, 2017  
Putouts: 2, at Utah, May 28, 2017  
Assists: 3, Loyola Marymount, Mar 04, 2017; Long Beach State, Mar 11, 2017; Oregon State, Mar 17, 2017  
Runners CS: 2 [t-1st], Loyola Marymount, Mar 04, 2017

**Williams,A**

Hits: 3, Oklahoma State, Mar 02, 2018  
Doubles: 1, Oklahoma State, Mar 03, 2018  
Total bases: 3, Oklahoma State, Mar 02, 2018  
RBI: 1, Saint Mary's, Feb 24, 2018; Oklahoma State, Mar 03, 2018; Arizona, Mar 13, 2018  
Runs scored: 2, Oklahoma State, Mar 03, 2018  
Walks: 1, 5 times  
Struck out: 1, 5 times  
Sac bunts: 1 [t-6th], Saint Mary's, Feb 23, 2018; Saint Mary's, Feb 25, 2018; Oklahoma State, Mar 03, 2018  
At bats: 5, at Pepperdine, Mar 06, 2018  
Caught stealing: 1 [t-3rd], Miami (OH), Feb 17, 2018; Oklahoma State, Mar 02, 2018  
Field chances: 9, UNC-Wilmington, Mar 10, 2018  
Putouts: 4, Saint Mary's, Feb 25, 2018; Oklahoma State, Mar 04, 2018  
Assists: 6 [t-9th], UNC-Wilmington, Mar 10, 2018

**Workman,G**

Hits: 3, Oklahoma State, Mar 03, 2018  
Doubles: 1, Miami (OH), Feb 18, 2018; Oklahoma State, Mar 03, 2018; UNC-Wilmington, Mar 09, 2018  
Triples: 2 [t-1st], Oklahoma State, Mar 02, 2018  
Total bases: 6, Oklahoma State, Mar 02, 2018  
RBI: 3, Oklahoma State, Mar 03, 2018  
Runs scored: 2, 4 times  
Walks: 1, UNC-Wilmington, Mar 09, 2018  
Hit by pitch: 1 [t-10th], at Pepperdine, Mar 06, 2018  
Struck out: 3 [t-6th], at Long Beach State, Feb 28, 2018  
At bats: 5, Miami (OH), Feb 18, 2018; at Long Beach State, Feb 28, 2018; Oklahoma State, Mar 04, 2018  
Stolen bases: 1, Oklahoma State, Mar 02, 2018; Oklahoma State, Mar 03, 2018  
Field chances: 4, Oklahoma State, Mar 04, 2018; UNC-Wilmington, Mar 11, 2018; Arizona, Mar 13, 2018  
Putouts: 1, 4 times  
Assists: 4, Oklahoma State, Mar 04, 2018

# 2018 Sun Devil Baseball

## GAME NOTES/TROPHY CASE

### HOME RUN TRACKER

Player (Season, No.)	Gm #	Date	Opponent	On Base	Inning	Outs	Count	Score	Final
Torkelson (1)	2-Feb.	17	Miami (OH)	0	2	0	0-0	0-0	W, 7-3
Lin (1)	2-Feb.	17	Miami (OH)	0	4	1	2-1	1-3	W, 7-3
Torkelson (2)	2-Feb.	17	Miami (OH)	0	4	1	1-2	2-3	W, 7-3
Torkelson (3)	3-Feb.	18	Miami (OH)	0	3	2	1-2	2-1	W, 11-1
Torkelson (4)	6-Feb.	24	St. Mary's	0	2	1	2-2	0-3	L, 5-6
Lin (2)	7-Feb.	25	St. Mary's	0	4	2	2-1	0-0	W, 2-1
Torkelson (5)	9-Feb.	28	Long Beach State	1	5	2	0-0	1-1	L, 4-16
Torkelson (6)	9-Feb.	28	Long Beach State	0	7	1	1-1	3-13	L, 4-16
Torkelson (7)	12-March	4	Oklahoma State	1	6	0	3-1	1-2	L, 2-3
Torkelson (8)	13-March	6	Pepperdine	0	8	0	0-0	9-7	W, 10-7
Torkelson (9)	17-March	13	Arizona	0	5	2	2-2	1-5	L, 2-6

### GAME-WINNING RBIs (RBI Responsible for Winning Run in Final Score)

Player	Gm #	Date	Opponent	Season #	Inning	Outs	Count	Result	Final
Hauver	3-Feb.	18	Miami (OH)	1	1	2	1-1	1B RBI	W, 11-1
Canning	7-Feb.	25	St. Mary's	1	6	1	0-1	1B RBI	W, 2-1
Mehan	8-Feb.	27	Long Beach State	1	0	1	1-1	1B RBI	W, 1-0
Torkelson	10-March	2	Oklahoma State	1	1	0	1-1	FB SAC FLY	W, 9-1
Swift	11-March	3	Oklahoma State	1	5	0	2-1	1B RBI	W, 14-2
Bishop	13-March	6	Pepperdine	1	5	1	1-1	2B RBI	W, 10-7
Bishop	14-March	9	UNCW	2	3	1	2-2	1B RBI	W, 9-4

### DOUBLE PLAYS

Gm #	Date	Opponent	Pitcher	Scoring	Players	Inning	Outs	Score	Final
1-Feb	17	Miami (OH)	Van Scoyoc,S	523 GDP	Aldrete,C-Lin,L-McCuin,J	5	0	0-1	2-4
2-Feb	17	Miami (OH)	Lingos,E	543 GDP	Aldrete,C-Williams,A-McCuin,J	5	1	3-3	7-3
3-Feb	18	Miami (OH)	Vander Kooi	643 GDP	Swift,D-McCuin,J-Torkelson,S	7	0	6-1	11-1
4-Feb	18	Miami (OH)	Stadler,F	643 GDP	Swift,D-McCuin,J-Torkelson,S	5	0	3-9	8-16
4-Feb	18	Miami (OH)	Higgins,C	643 GDP	Swift,D-McCuin,J-Torkelson,S	7	1	6-12	8-16
5-Feb	23	Saint Mary's	Stadler,F	KS 2U DP	Lin,L	6	1	1-6	1-6
6-Feb	24	Saint Mary's	Romero,S	543 GDP	Workman,G-Williams,A-Torkelson,S	7	0	5-3	5-6
7-Feb	25	Saint Mary's	Vander Kooi	643 GDP	Swift,D-Williams,A-Torkelson,S	4	1	0-0	2-1
10-March	2	OK State	Romero	643 GDP	Swift-Williams-Torkelson	2	1	3-0	9-1
11-March	3	OK State	Lingos	163 GDP	Lingos-Swift-Lin	1	0	0-0	14-2
11-March	3	OK State	Higgins	643 GDP	Swift-Williams-Lin	7	0	8-1	14-2
12-March	4	OK State	Marsh	643 GDP	Swift-Williams-Lin	3	0	0-0	2-3
13-March	6	@Pepperdine	Higgins	52 GDP INT	Aldrete-Lin	4	1	7-7	10-7
15-March	10	UNCW	Lingos	643 GDP	Swift-Williams-Lin	5	1	0-0	0-0

### SERIES STATS

Hitting	W-L	Avg.	R	H	2B	3B	HR	RBI	BB	SO
Miami (OH)	2-2	.321	28	42	8	4	4	20	17	27
St Mary's	1-2	.240	8	23	4	1	2	8	3	31
LBSU	1-1	.254	5	17	0	0	2	4	7	22
Oklahoma State	2-1	.365	25	38	8	4	1	23	11	25
Pitching	W-L	ERA	H	R	ER	BB	SO	SV	SCORE	
Miami (OH)	2-2	3.97	34	24	15	20	27	1	28-24	
St. Mary's	1-2	3.33	24	13	10	11	25	1	8-13	
LBSU	1-1	7.94	16	16	15	8	14	8	5-16	
Oklahoma State	2-1	1.93	25	6	6	11	30	0	25-6	

## 2018 TROPHY CASE

Perfect Game Preseason All-Pac-12 Team.....Gage Canning  
Perfect Game Preseason Pac-12 Player of the Year.....Drew Swift  
NCWPA Stopper of the Year Preseason Watch List.....Connor Higgins  
Pac-12 Player of the Week (March 6).....Spencer Torkelson

### SAVES

No.	Date	Opponent	Pitcher (Save #)	IP (H, R-ER, BB, K)
1	2/17	Miami (OH)	Romero (1)	3.0 (2, 0-0, 2, 3)
2	2/25	St. Mary's	Montoya (1)	1.1 (1, 0-0, 0, 2)
3	2/27	LBSU	Montoya (2)	1.0 (2, 0-0, 0, 2)
4	3/6	@Pepperdine	Montoya (3)	1.0 (0, 0-0, 0, 1)
5	3/9	UNCW	Montoya (4)	1.1 (1, 0-0, 0, 5)

### QUALITY STARTS

No.	Date	Opponent	Pitcher (QS #)	IP (H, R-ER, BB, K)
1	2/17	Miami (OH)	Eli Lingos (1)	6.0 (5, 3-3, 2, 6)
2	2/18	Miami (OH)	Boyd Vander Kooi (1)	7.0 (5, 1-0, 2, 5)
3	2/25	St. Mary's	Boyd Vander Kooi (2)	7.2 (4, 1-1, 9, 3)
4	3/2	Oklahoma St.	Sam Romero (1)	6.0 (5, 1-1, 2, 7)
5	3/10	UNCW	Eli Lingos (2)	7.0 (10, 3-3, 3, 7)



Multiple Hit Games	2	3	4	5+	Total
Lin, Lyle	9	1	-	-	10
Canning, Gage	5	4	1	-	10
Torkelson, Spencer	5	2	-	-	7
Aldrete, Carter	3	2	-	-	5
Swift, Drew	5	-	-	-	5
Hauver, Trevor	3	1	-	-	4
Workman, Gage	3	1	-	-	4
Williams, Alika	2	1	-	-	3
Bishop, Hunter	1	1	-	-	2
TEAM	36	13	1	0	50

Multiple RBI Games	2	3	4	5+	Total
Torkelson, Spencer	4	1	-	-	5
Bishop, Hunter	1	2	-	-	3
Canning, Gage	2	-	1	-	3
Aldrete, Carter	-	2	-	-	2
Workman, Gage	1	1	-	-	2
Swift, Drew	1	-	-	-	1
Hauver, Trevor	-	1	-	-	1
Lin, Lyle	1	-	-	-	1
TEAM	10	7	1	0	18

Hitting Streaks	Longest	Current
Canning, Gage	16	-
Lin, Lyle	15	1
Aldrete, Carter	6	-
Torkelson, Spencer	6	1
Bishop, Hunter	5	-
Workman, Gage	4	1
Williams, Alika	4	2
Swift, Drew	4	2
Jump, Hunter	2	1
Hauver, Trevor	2	-
Lane, Taylor	1	1
Mehan, Scott	1	-
McCuin, Jeremy	1	-
Leisenring, Luke	1	1

Reached Base Streaks	Longest	Current
Canning, Gage	17	17
Lin, Lyle	15	1
Aldrete, Carter	9	9
Torkelson, Spencer	8	1
Bishop, Hunter	7	-
Swift, Drew	6	2
Hauver, Trevor	6	6
Workman, Gage	5	1
Williams, Alika	5	5
Jump, Hunter	2	1
Mehan, Scott	2	-
Leisenring, Luke	2	2
Denson, Myles	1	1
Lane, Taylor	1	1
McCuin, Jeremy	1	-

# 2018 Sun Devil Baseball

#SUNDEVILPRIDE

## Regular Season Success (entering 2018 season)

- ASU has the highest winning percentage among all Pac-12 schools and the fourth-highest winning percentage among all NCAA schools at .667 (2836-1413-8) behind Texas (.727), Florida State (.726) and Miami (FL) (.707).
- ASU's 2,836 wins in the modern era are seventh among all NCAA schools.
- ASU has finished the season nationally ranked in 45 seasons, including 27 times in the top 10, 22 in the top 5 and five No. 1
- ASU has 30 40-win seasons, 18 50-win seasons and four 60-win seasons

## Postseason Success

- 39 NCAA postseason appearances, sixth most in NCAA history, 32 NCAA Regional appearances and 19 Regional titles
- 22 CWS appearances are third in NCAA history (Texas, Miami (FL))
- 61 CWS wins are both the third-most in NCAA history (Texas, USC)
- 10 CWS final appearances, third most in NCAA history behind USC and Texas (five National Championships, five runner-ups)

## Pacing The Pac-12 In All-Conference Selections

ASU leads the Pac-12 with 35 First Team All-Conference selections since 2010

## A Tradition Of USA Collegiate Baseball

ASU has had 19 players on the USA Baseball Collegiate National Team since 1984, which is the fifth most among all NCAA schools behind Stanford (29), Cal State Fullerton (21), Miami (21) and Georgia Tech (20). A Sun Devil has been represented on the Collegiate National Team in 14 different seasons, which is fourth most behind Stanford (21), Cal State Fullerton (18) and Miami (17). Sun Devils Ryan Burr and Dustin Pedroia are the only two Devils to make the team in two separate seasons.

## Alone At The Top

ASU's 11 College Baseball Hall of Famers are the most from any single school in college baseball.

### ASU's National College Baseball Hall of Famers

Joe Arnold (ASU: 1968; HOF: 2015)  
Sal Bando (ASU: 194-65 HOF: 2013)  
Eddie Bane (ASU: 1971-73; HOF: 2008)  
Floyd Bannister (ASU: 1974-76; HOF: 2008)  
Alan Bannister (ASU: 1970-72; HOF: 2010)  
Jim Brock (ASU: 1972-94; HOF: 2007)  
Bob Horner (ASU: 1976-78; HOF: 2006)  
Mike Kelly (ASU: 1989-91; HOF 2015)  
Oddibe McDowell (ASU: 1983-84; HOF: 2011)  
Rick Monday (ASU: 1965; HOF: 2016)  
Bobby Winkles (ASU: 1959-71; HOF: 2006)

### National College Baseball Hall of Famers by School

Arizona State - 11  
Texas - 10  
Wichita State - 5  
Louisiana State - 4  
Miami - 4  
Michigan - 4  
Oklahoma State - 4  
USC - 4

## Success Against The Pac-12 Since 2000

- ASU is 16-2 in series' against Washington State with 6 sweeps (losing series in '10 and '13)
- ASU is 12-6 in series' against UCLA with 3 sweeps
- ASU is 11-7 in series' against USC with 3 sweeps
- ASU is 12-6 in series' against Cal with 5 sweeps
- ASU is 11-7 in series' against Washington with 5 sweeps
- ASU is 12-6 in series' (with 2 sweeps) against UA
- ASU is 10-8 in series' (with 4 sweeps) against Oregon State
- ASU is 7-2 in series' (with 2 sweeps) against Oregon
- ASU is 4-1 in series' (three sweeps) against Utah

The only school in the league with an advantage over ASU since 2000 is Stanford. The Devils are 8-10 in series vs. the Cardinal in that span (ASU: 5 sweeps / Stanford: 1)

ASU has played 158 Pac-10/12 conference series since 2000 and has won or swept 103 of those series (including 38 sweeps), which equates to 66 percent. Conversely, ASU has only been swept 8 times in that span.

## All-Time Records\*

All-time record: 2844-1422-8  
All-time conference: 839-506  
Ranked opponents (Since 2010): 73-67  
*24 wins over top-10 teams, including two road series wins over top-5 teams*  
Season openers: 46-13-1  
Doubleheaders: 492-145  
Conference openers: 29-26 all-time  
*(1-5 in Pac-12, 17-14 in Pac-10 10-7 in WAC)*  
Postseason: 169-78  
Regionals/Supers: 84-30/11-7  
College World Series: 61-38

*\*44 victories, Pac-10 championship, postseason appearance and College World Series berth in 2007 later vacated due to NCAA sanctions. Records do not reflect vacations.*

## Feeling the Draft

15 members of the 2018 squad have had their name called during the MLB draft, including six who were selected out of high school in the 2016 draft.

Player	Round	Team	Year
Jake Godfrey	21st	Braves	2014
Taylor Lane	40th	Brewers	2014
Fitz Stadler	32nd	Cubs	2015
Lyle Lin	16th	Mariners	2016
Spencer Van Scoyoc	19th	Blue Jays	2016
Hunter Bishop	24th	Padres	2016
Carter Aldrete	37th	Red Sox	2016
Sam Ferri	38th	Yankees	2016
Gage Workman	14th	Brewers	2017
Colby Davis	23rd	Yankees	2017
Alika Williams	32nd	Yankees	2017
Connor Higgins	35th	Rangers	2017
Boyd Vander Kooi	36th	Diamondbacks	2017
Trevor Hauver	37th	Royals	2017
Drake Davis	38th	Rockies	2017

## MLB Devils: Spring Training Edition

A total of 19 former Sun Devils will come into the 2018 season on Major League Spring Training Rosters.

Kole Calhoun	Angels
Ian Kinsler	Angels
Jake Barrett	Diamondbacks
Deven Marrero	Red Sox
Dustin Pedroia	Red Sox
Trevor Williams	Pirates
Austin Barnes	Dodgers
Mike Leake	Mariners
Andrew Romine	Mariners
Andrew Aplin	Mariners
Tuffy Gosewisch	Mariners
Eric Sogard	Brewers
Tony Barnette	Rangers
Brady Rodgers	Astros
Jake Elmore	White Sox
Colby Woodmansee	Mets
Drew Maggi	Indians
Jason Kipnis	Indians
Xorge Carillo	Rays

## Today's Devils Are Tomorrow's Major Leaguers

- Most players taken in the MLB Draft since 2010 (55)
- ASU's 108 Major Leaguers since 1959 are the most in the nation
- The first-ever player drafted by the MLB was Sun Devil alum Rick Monday
- ASU is the only school at any level to have multiple No. 1 overall picks in June MLB Draft history
- Most unique first round players taken in the June MLB Draft with 20 - (excludes compensation picks and re-draftees)
- Most players drafted in a single year (15 in 2008)
- 415 MLB Draft Picks, more than any other school in the country.

## Movin' On Up

As has become commonplace at Arizona State, five Sun Devils heard their names called in the MLB Draft following the 2016 season. The Sun Devils have had five or more players drafted in 46 of the 53 MLB Drafts held since 1956 and five or more players have gotten the call in 13 of the last 15 seasons.

## Keeping the Tradition Alive

- Four Sun Devils made their debuts in the MLB during the 2016 season, bringing ASU's total to 108 all-time - the most among all NCAA schools since 1959. Jake Barrett (Diamondbacks) and Tony Barnette (Rangers) each saw their first Big League action in the opening month of the MLB season last year while Brady Rodgers (Astros) and Trevor Williams (Pirates) bookended things, appearing in the final month of the season.
- The Sun Devils have now had at least one major league player on their varsity roster each year from 1961 through 2013, which is the longest current streak in the nation. Thirty-three ASU baseball players have made their MLB debuts since 2002.

# #MLBU



# 2018 Sun Devil Baseball

## ROSTER

### PITCHERS (16)

No.	Name	Yr	B/T	HT	WT	Hometown (High School)
30	Brady Corrigan	Fr.	R/R	6'2"	200	Plainfield, Ill. (Plainfield North)
36	Colby Davis	Fr.	R/R	6'8"	225	Scottsdale, Ariz. (Chaparral)
31	Drake Davis	Fr.	R/R	6'0"	185	Highlands Ranch, Colo. (Ralston Valley)
23	Jake Godfrey	Sr.	R/R	6'3"	225	New Lenox, Ill. (Providence Catholic/LSU/NW Florida St.)
11	Connor Higgins	Jr.	R/L	6'5"	240	Orefield, Pa. (Parkland)
17	Ryan Hingst	Sr.	R/R	6'4"	191	El Paso, Texas (Franklin)
15	Eli Lingos	Sr.	L/L	6'0"	192	Temecula, Calif. (Great Oak)
8	Alec Marsh	So.	R/R	6'2"	220	Milwaukee, Wis. (Ronald Reagan)
3	Chaz Montoya	So.	L/L	6'0"	160	Glendale, Ariz. (Centennial)
41	Dellan Raish	RS Fr.	L/L	6'2"	180	Cave Creek, Ariz. (Cactus Shadows)
26	Sam Romero	Jr.	R/R	6'2"	180	Phoenix, Ariz. (Carl Hayden/Phoenix College)
29	Grant Schneider	Sr.	R/R	6'3"	205	Austin, Texas (Lake Travis)
22	Fitz Stadler	Jr.	R/R	6'9"	240	Glenview, Ill. (Glenbrook South)
25	Zane Strand	RS Fr.	R/R	6'5"	220	Chandler, Ariz. (Hamilton)
19	Boyd Vander Kooi	Fr.	R/R	6'5"	210	Mesa, Ariz. (Skyline)
44	Spencer Van Scoyoc	So.	L/L	6'4"	200	Cedar Rapids, Iowa (Jefferson)

### CATCHERS (3)

9	Sam Ferri	So.	R/R	5'11"	185	Norridge, Ill. (Notre Dame College Prep)
40	Luke Leisenring	Fr.	S/R	6'3"	195	Golden, Colo. (Ralston Valley)
27	Lyle Lin	So.	R/R	6'1"	201	Taipei, Taiwan (JSerra Catholic)

### INFIELDERS (8)

21	Carter Aldrete	So.	R/R	6'2"	205	Monterey, Calif. (Monterey)
35	Adisyn Coffey	Fr.	R/R	6'2"	170	Albany, Ind. (Delta)
47	Taylor Lane	Sr.	R/R	6'4"	205	Chesapeake, Va. (IMG/Florida/NW Florida St.)
10	Jeremy McCuin	Jr.	S/R	6'1"	182	Gilbert, Ariz. (Perry)
6	Drew Swift	Fr.	R/R	6'0"	150	Chandler, Ariz. (Hamilton)
20	Spencer Torkelson	Fr.	R/R	6'1"	205	Petaluma, Calif. (Casa Grande)
5	Alika Williams	Fr.	R/R	6'2"	165	San Diego, Calif. (Rancho Bernardo)
14	Gage Workman	Fr.	S/R	6'4"	175	Queen Creek, Ariz. (Basha)

### OUTFIELDERS (8)

24	Hunter Bishop	So.	L/R	6'5"	210	Palo Alto, Calif. (Serra)
12	Gage Canning	Jr.	L/R	5'11"	178	Ramona, Calif. (Ramona)
37	Myles Denson	So.	R/R	6'2"	180	Las Vegas, Nev. (Bishop Gorman)
18	Trevor Hauver	Fr.	L/R	6'0"	190	Chandler, Ariz. (Perry)
16	Zach Hogueisson	Fr.	L/R	6'4"	200	El Cajon, Calif. (Christian)
39	Hunter Jump	Fr.	L/R	5'11"	190	Aliso Viejo, Calif. (Aliso Niguel)
28	Scott Mehan	Fr.	R/R	5'10"	180	Scottsdale, Ariz. (Cactus Shadows)

13 **Head Coach:** Tracy Smith

2 **Assistant Coach/Recruiting Coordinator:** Ben Greenspan

45 **Assistant Coach:** Mike Cather

7 **Volunteer Assistant Coach/Hitting Coach:** Michael Earley

Director of Operations: Brendan Cunningham

Sports Medicine/Rehabilitation: Jesse Lowman

Strength and Conditioning: Jason Robbins

# 2018 Sun Devil Baseball

## ROSTERS

### NUMERICAL

3	Montoya, Chaz	LHP	So.	L/L	6'0"	160	Glendale, Ariz. (Centennial)
5	Williams, Alika	INF	Fr.	R/R	6'2"	165	San Diego, Calif. (Rancho Bernardo)
6	Swift, Drew	INF	Fr.	R/R	6'0"	150	Chandler, Ariz. (Hamilton)
8	Marsh, Alec	RHP	So.	R/R	6'2"	220	Milwaukee, Wis. (Ronald Reagan)
9	Ferri, Sam	C	So.	R/R	5'11"	185	Norridge, Ill. (Notre Dame College Prep)
10	McCuin, Jeremy	INF	Jr.	S/R	6'1"	182	Gilbert, Ariz. (Perry)
11	Higgins, Connor	LHP	Jr.	R/L	6'5"	240	Orefield, Pa. (Parkland)
12	Canning, Gage	OF	Jr.	L/R	5'11"	178	Ramona, Calif. (Ramona)
14	Workman, Gage	INF	Fr.	S/R	6'4"	175	Queen Creek, Ariz. (Basha)
15	Lingos, Eli	LHP	Sr.	L/L	6'0"	192	Temecula, Calif. (Great Oak)
16	Hogueisson, Zach	OF	Fr.	L/R	6'4"	200	El Cajon, Calif. (Christian)
17	Hingst, Ryan	RHP	Sr.	R/R	6'4"	191	El Paso, Texas (Franklin)
18	Hauver, Trevor	OF	Fr.	L/R	6'0"	190	Chandler, Ariz. (Perry)
19	Vander Kooi, Boyd	RHP	Fr.	R/R	6'5"	210	Mesa, Ariz. (Skyline)
20	Torkelson, Spencer	INF/OF	Fr.	R/R	6'1"	205	Petaluma, Calif. (Casa Grande)
21	Aldrete, Carter	INF	So.	R/R	6'2"	205	Monterey, Calif. (Monterey)
22	Stadler, Fitz	RHP	Jr.	R/R	6'9"	240	Glenview, Ill. (Glenbrook South)
23	Godfrey, Jake	RHP	Sr.	R/R	6'3"	225	New Lenox, Ill. (Providence Catholic/LSU/NW Florida St.)
24	Bishop, Hunter	OF	So.	L/R	6'5"	210	Palo Alto, Calif. (Serra)
25	Strand, Zane	RHP	RS Fr.	R/R	6'5"	220	Chandler, Ariz. (Hamilton)
26	Romero, Sam	RHP	Jr.	R/R	6'2"	180	Phoenix, Ariz. (Carl Hayden/Phoenix College)
27	Lin, Lyle	C	So.	R/R	6'1"	201	Taipei, Taiwan (JSerra Catholic)
28	Mehan, Scott	OF	Fr.	R/R	5'10"	180	Scottsdale, Ariz. (Cactus Shadows)
29	Schneider, Grant	RHP	Sr.	R/R	6'3"	205	Austin, Texas (Lake Travis)
30	Corrigan, Brady	RHP	Fr.	R/R	6'2"	200	Plainfield, Ill. (Plainfield North)
31	Davis, Drake	RHP	Fr.	R/R	6'0"	185	Highlands Ranch, Colo. (Ralston Valley)
35	Coffey, Adisyn	UTL	Fr.	R/R	6'2"	170	Albany, Ind. (Delta)
36	Davis, Colby	RHP	Fr.	R/R	6'8"	225	Scottsdale, Ariz. (Chaparral)
37	Denson, Myles	OF	So.	R/R	6'2"	180	Las Vegas, Nev. (Bishop Gorman)
39	Jump, Hunter	OF	Fr.	L/R	5'11"	190	Aliso Viejo, Calif. (Aliso Niguel)
40	Leisenring, Luke	C	Fr.	S/R	6'3"	195	Golden, Colo. (Ralston Valley)
41	Raish, Dellan	LHP	RS Fr.	L/L	6'2"	180	Cave Creek, Ariz. (Cactus Shadows)
44	Van Scoyoc, Spencer	LHP	So.	L/L	6'4"	200	Cedar Rapids, Iowa (Jefferson)
47	Lane, Taylor	INF	Sr.	R/R	6'4"	205	Chesapeake, Va. (IMG/Florida/NW Florida St.)

### PRO-NUN-SEE-AY-SHUNS

Carter Aldrete - AL-dreh-tee  
 Sam Ferri - FAIR-ee  
 Trevor Hauver - HAW-ver  
 Ryan Hingst - HEEngst  
 Zach Hogueisson - HO-guh-SON  
 Luke Leisenring - LYE-zen-RING  
 Eli Lingos - leen-GOES  
 Jeremy McCuin - mic-CUE-in  
 Scott Mehan - MEE-han  
 Dellan Raish - dell-ANN RAYSH  
 Grant Schneider - SHNEYE-der  
 Boyd Vander Kooi - Van-Der KOY  
 Spencer Van Scoyoc - Van SCOY

### ALPHABETICAL

No.	Name	Pos.
21	Aldrete, Carter	INF
24	Bishop, Hunter	OF
12	Canning, Gage	OF
35	Coffey, Adisyn	UTL
30	Corrigan, Brady	RHP
36	Davis, Colby	RHP
31	Davis, Drake	RHP
37	Denson, Myles	OF
9	Ferri, Sam	C
23	Godfrey, Jake	RHP
18	Hauver, Trevor	OF
11	Higgins, Connor	LHP
17	Hingst, Ryan	RHP
16	Hogueisson, Zach	OF
39	Jump, Hunter	OF
47	Lane, Taylor	INF
40	Leisenring, Luke	C
27	Lin, Lyle	C
15	Lingos, Eli	LHP
8	Marsh, Alec	RHP
10	McCuin, Jeremy	INF
28	Mehan, Scott	OF
3	Montoya, Chaz	LHP
41	Raish, Dellan	LHP
26	Romero, Sam	RHP
29	Schneider, Grant	RHP
22	Stadler, Fitz	RHP
25	Strand, Zane	RHP
6	Swift, Drew	INF
20	Torkelson, Spencer	INF/OF
44	Van Scoyoc, Spencer	LHP
19	Vander Kooi, Boyd	RHP
5	Williams, Alika	INF
14	Workman, Gage	INF

### BY POSITION

Catchers	3
Pitchers	16
Infielders	8
Outfielders	7

### BY CLASS

Seniors	5
Juniors	5
Sophomores	8
Freshmen	16

### BATTING

Lefties	10
Righties	22
Switch	3

### PITCHING

Righties	11
Lefties	5

# 2018 Sun Devil Baseball

## LAST TIME

### Hitting Categories

Hit a grand slam.....	Brian Serven, May 4, 2014 at Oklahoma State (L, 14-12)
Hit a walkoff HR.....	Colby Woodmansee, February 13, 2015 vs. Oklahoma State (solo shot in 10th inning)
Led off the game with a HR.....	Kasey Coffman, March 3, 2013 vs Gonzaga (T, 6-6)
Hit for the cycle.....	Travis Buck, March 7, 2003 vs. Southern Utah (W, 19-0)
Hit for the cycle to open the game.....	April 27, 2003 vs. Washington State (HR/2B/1B/3B)
<b>Hit back-to-back HRs.....</b>	<b>Lyle Lin and Spencer Torkelson, Feb. 17, 2018 vs. Miami (OH)</b>
Hit back-to-back-to-back HRs.....	Max Rossiter (3-run), RJ Ybarra and Trever Allen, May 5, 2013 vs Stan.
<b>Hit two HR in one game.....</b>	<b>Spencer Torkelson, Feb. 28, 2018, at Long Beach State</b>
<b>A freshman hit two HR in one game.....</b>	<b>Spencer Torkelson, Feb. 28, 2018, at Long Beach State</b>
Hit three HRs in one game.....	Joey DeMichele, May 1, 2011 vs Stanford (TIES ASU RECORD)
Had five hits in one game.....	Johnny Sewald, May 9, 2015 vs UCLA (went 5-for-7)
Had six hits in one game.....	Travis Buck, March 13, 2005 vs Western Illinois (went 6-for-8, 3 RBI)
Had seven hits in one game.....	Jerry Mantlo, February 6, 1972 vs. Michigan
Had three doubles in one game.....	Jake Peevyhouse, March 29, 2014 at No. 15 UCLA
Had four doubles in one game.....	Travis Buck, February 28, 2004 vs. Connecticut (W, 16-5)
<b>Hit two triples in one game.....</b>	<b>Gage Canning, March 3, 2018 vs. Oklahoma State</b>
Had seven RBI in one game.....	Andy Workman, May 8, 2011 vs. Long Beach State (W, 17-9)
Had eight RBI in one game.....	Kiel Roling, March 17, 2007 vs. Maine
Had nine RBI in one game.....	Jeremy West, April 27, 2003 vs. Washington State
Stole four bases in one game.....	Drew Maggi, April 10, 2010 at Washington St. (TIES ASU RECORD)
Stole home.....	Colby Woodmansee, March 6, 2016 vs. Eastern Michigan (W, 8-1)
Struck out four or more times in one game.....	Lyle Lin, April 28, 2017 at Oregon (4K's in L, 2-0)
Hitter stranded six runners on base.....	Jordan Aboites (6), February 23, 2016 vs. Nevada (L, 11-5)
Recorded 13 total bases.....	Jeremy West (14), April 27, 2003 vs. Washington State (3 HR, 2 1B)
Had an inside the park home run.....	Trever Allen, March 1, 2012 vs. St. Louis
Scored five runs in one game.....	Kiel Roling, February 4, 2007 vs. Southern Utah (5 R)
<b>Was hit by a pitch two or more times.....</b>	<b>Drew Swift, 2, Feb. 17 vs. Miami (OH)</b>
Opponent hit two HRs in one game.....	JJ Matijevic (at #8 Arizona), April 4, 2017 (L, 2-11)
Opponent hit a walkoff HR.....	Kevin Williams (UCLA), March 16, 2012 at Jackie Robinson Stadium (Solo HR in 9th inning)
Opponent hit a leadoff HR.....	Andy Lentz (Washington), May 17, 2008 at Packard Stadium (off Josh Satow)

### Pitching Categories

Threw a no-hitter.....	Ryan Hingst, March 25, 2016 vs. Utah, (W, 5-0)
Threw a perfect game.....	Eddie Bane, March 2, 1973, vs. Cal State Northridge (W, 9-0)
Threw a one-hitter.....	Brian Flores, May 20, 2007 at Oregon State (W, 8-1)
Threw a two-hitter.....	Will Waldrup, Jan. 23, 1999 vs. Hawaii-Hilo (W, 3-0)
Were no-hit.....	Phil Keller, March 23, 1970 vs. Stanford (L, 1-0)
Were one-hit.....	Noah Bremer, at Washington, May 12, 2017 (L, 0-4)
Threw a complete game.....	Boyd Vander Kooi, Feb. 18, 2018 vs. Miami (OH) (W, 11-1, 7 innings)
Threw a complete game shutout.....	Ryan Hingst, March 25, 2016 vs. Utah (W, 5-0)
Threw back-to-back complete games.....	Trevor Williams, 3/1/13 vs. Pacific (W, 8-1) and 3/9 vs. Long Beach State (W, 4-0)
Threw back-to-back complete game shutouts.....	Brady Rodgers/Kramer Champlin, May 20 and 21, 2011 at Washington
Had an opposing pitcher throw a complete game.....	Noah Bremer, at Washington, May 12, 2017 (L, 0-4)
Shut out an opponent (one or more pitchers).....	March 24, 2017, at USC (2 pitchers)
Were shutout.....	at Washington, May 14, 2017 (L, 0-4)
Struck out 10 or more batters in a game.....	Seth Martinez (11), March 12, 2016, vs. UC Davis (8.0 IP)
Struck out 15 or more batters in a game.....	Mike Leake (15), May 30, 2009 vs. Oral Roberts (CG, 4-1 Win in Tempe Regional)
Had an opposing pitcher strike out 10 or more Sun Devils.....	David Peterson (20), at Oregon, April 28, 2017 (L, 2-0)
Did not walk a batter (complete game).....	Ryan Kellogg, May 14, 2015 vs Washington State (W, 5-0)
Recorded 10 wins in a season.....	Ryan Kellogg, 11-1 (2013)
Hit three batters in a game.....	Brett Lilek (3), April 4, 2015 at Utah (W, 6-5)

### Fielding Categories

<b>Had no errors in three straight games.....</b>	<b>March 2, 3, 4, 2018 vs. Oklahoma State</b>
Committed three or more errors in one game.....	Andrew Snow (3), Feb. 17, 2017 vs. Northwestern
Had 16 or more putouts in one game.....	Zach Wilson (20), First Base, April 21, 2011 at Cal
Had 20 or more put outs in one game.....	Zach Wilson (20), First Base, April 21, 2011 at Cal
Had eight or more assists in one game.....	Jeremy McCuin (8), Shortstop, Feb. 17, 2017 vs. Northwestern
Caught and pitched in the same game.....	Jordan Swagerty, March 17, 2010 vs. USC (2x in 2010)
Turned four double plays in one game.....	April 22 2017, vs. CSUB
Turned five+ double plays in one game.....	5, April 25, 2010, vs. Washington (TIES ASU RECORD)
Turned a triple play.....	Eric Sogard (2B), Brett Wallace (1B) and Andrew Romine SS, February 27, 2007 at Arizona

### Scoring and Misc. Categories

Recorded 20+ hits.....	23, April 28, 2010 vs. San Francisco (W, 21-3)
Recorded 20+ hits in back-to-back games.....	22 and 22, February 3-4, 2007 vs. Southern Utah
Scored 20+ runs.....	21, April 28, 2010, vs. San Francisco (W, 21-3)
Scored 30+ runs.....	30, March 13, 2005 vs. Western Illinois (W, 30-13 in Baton Rouge, La.)
Scored 10+ runs in one inning.....	11, April 26, 2015 vs. Tennessee Tech (W, 16-4)
Left 15+ runners on base in one game.....	15, March 5, 2016 vs. Eastern Michigan (W, 5-4 (11))
Surrendered a ninth inning lead.....	April 18, 2017 vs. UNLV (led 12-9, lost 13-12)
Swept a three-game Pac-12 series.....	April 13-15, 2017 vs. WSU (6-5, 10-7, 5-4)
Were swept in a Pac-12 series.....	May 18-20 vs. #15 Arizona (5-6, 1-3, 5-9)
Were swept in a Pac-12 series at home.....	May 18-20 vs. #15 Arizona (5-6, 1-3, 5-9)
<b>Played in extra innings.....</b>	<b>10, May 4, 2018 vs. Oklahoma State</b>
Played in 14+ innings.....	14, March 9, 2016 at Cal State Fullerton (W, 2-1 W)
Played back-to-back extra inning games.....	March 9, 11 and 12, 2016, vs. Cal State Fullerton/UC Davis (14, 11 and 12 innings)
Played a game lasting 5+ hours.....	5 hours, 12 minutes, May 30, 2015 vs. Cal State Fullerton in Fullerton Regional (L, 3-2 (14))



# 2018 Sun Devil Baseball

## RECORDS/AT A GLANCE

### Record When...

Overall .....	8-9	..... 10+ runs .....	3-0	Hit 0 home runs .....	4-5
Conference .....	0-0	Opponent 0-2 runs .....	5-0	... 1 home run .....	3-3
Non-Conference .....	8-9	..... 3-5 runs .....	2-3	... 2+ home runs .....	1-1
Home games .....	6-8	..... 6-9 runs .....	1-4	Opponent 0 home runs .....	5-5
Away games .....	2-1	..... 10+ runs .....	0-2	..... 1 home run .....	2-4
Neutral site .....	0-0	Scored in 1st inning .....	5-1	..... 2+ HRs .....	1-0
Day games .....	3-5	Opp. scored in 1st .....	1-2	Made 0 errors .....	4-1
Night games .....	5-4	Scores first .....	8-4	... 1 error .....	3-2
vs Left starter .....	3-2	Opp. scores first .....	0-5	... 2+ errors .....	1-6
vs Right starter .....	5-7	After 6 leading .....	8-1	Opp. made 0 errors .....	4-3
1-Run games .....	2-2	..... trailing .....	0-7	..... 1 error .....	1-4
2-Run games .....	0-2	..... tied .....	0-1	..... 2+ errors .....	3-2
5+Run games .....	4-4	After 7 leading .....	7-1	Out-hit opponent .....	8-2
Extra innings .....	0-1	..... trailing .....	0-7	Out-hit by opponent .....	0-6
Shutouts .....	1-1	..... tied .....	0-1	Hits are tied .....	0-1
Scoring 0-2 runs .....	2-6	After 8 leading .....	7-0		
..... 3-5 runs .....	0-2	..... trailing .....	0-7		
..... 6-9 runs .....	3-1	..... tied .....	0-2		

### A Look At the Pitching Staff

#### Arizona State Starters

Pitcher	Starts/QS	Pct.	PC/Start	IP/Start	ER Against/Start	Runs For/Start	PCK	DP	Team Record
Boyd Vander Kooi	3/2	66.7	276/92.0	20.1/6.2	3/1.0	14/4.7	0	2	2-1
Eli Lingos	4/2	50.0	369/92.3	24.1/6.0	10/2.5	19/4.8	2	3	2-2
Spencer Van Scoyoc	2/0	0.0	141/70.5	7.1/3.2	4/2.0	1/0.5	0	1	0-2
Fitz Stadler	2/0	0.0	54/54.0	4.0/4.0	2/2.0	3/3.0	0	0	1-1
Sam Romero	2/1	50.0	181/90.5	10.1/5.0	5/2.5	16/8.0	0	1	2-0
Alec Marsh	2/0	0.0	116/58.0	7.2/3.2	3/1.5	2/2.0	0	1	0-2
Brady Corrigan	1/0	0.0	38/38.0	1.2/1.2	3/3.0	1/1.0	0	0	0-1
Jake Godfrey	1/0	0.0	35/35.0	2.0/2.0	0/0.0	1/1.0	0	0	1-0

#### Arizona State Bullpen (Relief Appearances Stats Only)

Reliever	APP	IP	H	R	ER	BB	SO	SV	ERA	IR/Scored	1st Bat. Faced/Ret.
Alex Marsh	3	9.1	4	0	0	3	8	0	0.00	2/0	3/3
Jake Godfrey	2	1.0	1	0	0	3	0	0	0.00	2/1	2/0
Zane Strand	1	1.0	0	0	0	0	1	0	0.00	0/0	1/0
Chaz Montoya	8	12.1	8	2	1	3	17	4	0.73	5/0	8/6
Fitz Stadler	3	6.0	4	2	1	4	6	0	1.50	6/4	2/1
Dellana Raish	7	11.1	8	3	3	6	13	0	2.38	2/0	6/4
Sam Romero	3	6.1	5	2	2	2	4	1	2.84	2/0	3/3
Ryan Hingst	4	4.1	6	2	2	2	4	0	4.15	6/5	4/2
Connor Higgins	8	9.2	15	9	8	3	6	0	7.45	9/3	6/3
Brady Corrigan	2	1.1	2	2	2	2	0	0	13.50	1/0	2/1
Adisyn Coffey	1	1.0	3	3	2	0	0	0	18.00	0/0	1/0
Davis, Colby	1	1.0	2	2	2	1	2	0	18.00	0/0	1/1
Grant Schneider	5	5.1	11	11	11	3	5	0	18.56	7/3	5/4
Spencer V. Scoyoc	2	0.1	1	3	3	2	1	0	99.00	5/2	2/0

# 2018 Sun Devil Baseball

## NATIONAL RANKS/CONFERENCE RANKS/TEAM RANKS

### NATIONAL RANKINGS

Category	Team	Nat'l	Pac-12	Value
Base on Balls (297 ranked)		123	7	63
Batting Average (297 ranked)		38	3	0.297
Double Plays (297 ranked)		61	4	14
Double Plays Per Game (297 ranked)		107	5	0.82
Doubles (297 ranked)		57	4	31
Doubles Per Game (297 ranked)		89	4	1.82
Earned Run Average (297 ranked)		119	7	4.29
Hit Batters (296 ranked)		53	1	21
Hits (297 ranked)		29	2	170
Hits Allowed Per Nine Innings (297 ranked)		138	8	8.88
Home Runs (290 ranked)		82	3	11
Home Runs Per Game (296 ranked)		117	5	0.65
On Base Percentage (297 ranked)		98	5	0.372
Runs (297 ranked)		116	7	88
Sacrifice Flies (278 ranked)		114	8	6
Scoring (297 ranked)		157	7	5.2
Shutouts (69 ranked)		69	5	1
Slugging Percentage (297 ranked)		49	3	0.443
Stolen Bases (297 ranked)		163	6	13
Strikeout-to-Walk Ratio (297 ranked)		137	7	2.04
Strikeouts Per Nine Innings (297 ranked)		114	5	8.6
Triples (234 ranked)		1	1	10
Triples Per Game (270 ranked)		2	1	0.59
WHIP (297 ranked)		143	9	1.46
WL Pct (293 ranked)		156	8	0.471
Walks Allowed Per Nine Innings (297 ranked)		151	9	4.23

### Individual

Category	Name	Nat'l	Pac-12	Value
Batting Average (248 ranked)	Gage Canning	13	2	0.457
Complete Games (3 ranked)	Boyd Vander Kooi	3	1	1
Doubles (95 ranked)	Gage Canning	32	1	7
Games Started (15 ranked)	Eli Lingos	15	2	4
Hits (134 ranked)	Gage Canning	3	1	32
	Lyle Lin	25	2	2
Hits Per Game (149 ranked)	Gage Canning	5	1	1.8
Home Runs (140 ranked)	Spencer Torkelson	3	2	9
Home Runs Per Game (134 ranked)	Spencer Torkelson	4	2	0.53
Saves (100 ranked)	Chaz Montoya	22	5	4
Slugging Percentage (249 ranked)	Spencer Torkelson	13	2	0.81
Total Bases (135 ranked)	Spencer Torkelson	6	2	52
	Gage Canning	8	3	51
Triples (32 ranked)	Gage Canning	1	1	6
	Gage Workman	3	2	3
Triples Per Game (144 ranked)	Gage Canning	1	1	0.35
	Gage Workman	9	2	0.21

### Pac-12 RANKINGS

#### TEAM

Batting Average	3rd, .297
Slugging Percentage	3rd, .443
OBP	5th, .372
Runs	7th, 88
RBI	7th, 76
Doubles	4th, 31
Triples	1st, 10
Home Runs	t-3rd, 11
Walks	7th, 63
ERA	7th, 4.29
Opp. Average	8th, .257
Strikeouts	1st, 103
Home Runs Allowed	t-7th, 8
Fielding Percentage	10th, .962
Fielding Double Plays	4th, 14
Caught Stealing By	10th, 4

### RECORD WATCH

#### NCAA TRIPLES (CAREER)

1.) Bob Zeihan, Indiana State (1985-88)	32
---	
9.) 3 tied	28
-- Gage Canning (2016-p)	20

#### NCAA TRIPLES (SINGLE SEASON)

1.) Keith Hagman, New Mexico (1980)	17
---	
4.) 9 tied	13
-- Gage Canning (2018)	6

#### ASU TRIPLES (CAREER)

1.) Alan Bannister, 1970-72	26
Ed Irvine, 1977-79	26
3.) Willie Bloomquist, 1997-99	22
4.) Gage Canning (2016-p)	20
Rick Peters, 1974-77	20
Bump Wills, 1971-74	20

#### ASU TRIPLES (SINGLE SEASON)

1.) Zack MacPhee (2010)	14
-- Gage Canning (2018)	6

#### ASU HOME RUNS (FRESHMAN)

1.) Barry Bonds, 1983	11
2.) Mike Kelly, 1989	10
3.) Bob Horner, 1976	9
Ike Davis, 2006	9
Spencer Torkelson (2018)	9

### LF

**Trevor Hauver, 9 (4-5)**

Spencer Torkelson, 4 (1-3)

Scott Mehan, 3 (3-0)

Carter Aldrete, 1 (0-1)

### CF

**Gage Canning, 13 (6-7)**

Hunter Bishop, 4 (2-2)

### RF

**Hunter Bishop, 10 (6-4)**

Gage Canning, 4 (2-2)

Trevor Hauver, 3 (0-3)

### SS

**Drew Swift, 17 (8-9)**

### 2B

**Alika Williams, 16 (8-8)**

Jeremy McCuin, 1 (0-1)

### SP

**Eli Lingos, 4 (2-2)**

**Boyd Vander Kooi, 3 (2-1)**

**Sam Romero, 2 (2-0)**

**Jake Godfrey, 1 (1-0)**

**Alec Marsh, 2 (0-2)**

**Spencer Van Scoyoc, 2 (0-2)**

**Brady Corrigan, 1 (0-1)**

**Fitz Stadler, 2 (1-1)**

### 1B

**Spencer Torkelson, 11 (6-5)**

Lyle Lin, 4 (1-3)

Jeremy McCuin, 2 (1-1)

### 3B

**Carter Aldrete, 11 (6-5)**

Gage Workman, 6 (2-4)

### DH

Gage Workman, 7 (4-3)

Spencer Torkelson, 2 (1-1)

Carter Aldrete, 3 (1-2)

Scott Mehan, 1 (1-0)

Taylor Lane, 3 (1-2)

Hunter Jump, 1 (0-1)

### C

**Lyle Lin, 13 (7-6)**

Luke Leisenring, 4 (1-3)



# 2017 Sun Devil Baseball

HEAD COACH TRACY SMITH



## TRACY SMITH - HEAD COACH - THIRD SEASON (21st OVERALL)

### OVERVIEW

- 2013 National Coach of the Year
- 75 of his players have been selected in the MLB Draft, including 68 draftees since 2000 and 32 in the first 10 rounds
- Coached the fourth overall pick in the 2014 Major League Baseball June Amateur Draft (Kyle Schwarber) and three first-round selections in the 2009 MLB June Draft (Eric Arnett, Josh Phegley, Matt Bashore)
- One of five active coaches - and one of eight all-time - to bring three different Div. I schools to NCAA Regional play when he guided the Sun Devils to a No. 2 seed in the Fullerton Regional in 2015
- Has amassed a 698-535-1 career record in 21 seasons as a head coach at three different schools, including nine seasons at both Miami (Ohio) and Indiana, and three years at Arizona State
- His 698 victories rank in the Top-40 among active coaches in the NCAA, and his 21 seasons represent the fourth-fewest number of years on that list to be ranked within the Top-40

### ARIZONA STATE (2014-p)

- Hired as the fifth head baseball coach in program history on June 24, 2014
- Enters his fourth season at the helm of the Sun Devil baseball program
- Has seen 22 players earn Pac-12 All-Conference honors
- Coached three players to All-American honors in 2015 (Seth Martinez, David Greer and Colby Woodmansee)

- 24 players have earned Pac-12 All-Academic honors in Smith's first three seasons (ASU's 10 selections in Smith's first season led the Pac-12)
- Instrumental in Sun Devil Baseball's signing of the nation's top recruiting class in 2016, which included eight players who had been drafted by the Major League out of high school
- The 2017 class was also rated in the Top-5 nationally and was the No. 1 class in the West. The 2017 class was second in the country behind Vanderbilt in having the most signed players make it to campus for the 2018 season

### INDIANA (2006-14)

- Named National Coach of the Year in 2013 and was a unanimous choice for Big Ten Coach of the Year after he led IU to the school's only College World Series appearance
- Led the Hoosiers to the No. 4 national seed in the 2014 NCAA Tournament, the first national seed in Big Ten baseball history
- Tallied more than 40 wins in his final two seasons at IU and led the Hoosiers to consecutive Big Ten Conference Championships for the first time in school history
- Won the Big Ten regular season and B1G Tournament title in 2013, marking the school's first regular season conference championship since 1949 and the first outright crown since 1932, and advanced to the 2013 College World Series, which ended the Big Ten's 29-year CWS absence
- Led the Hoosiers to an NCAA Regional in 2009 and to the College World Series in 2013, notched a program-best 21 conference wins in 2014 and secured eight first team All-Big Ten selections to tie a conference mark for most first team honorees from one school
- Academic Progress Rate as a head coach increased each season until it reached a perfect 1000 in two-year stretch between 2008-10
- Had eight players on 12 occasions be named All-Americans, including four in 2014, which was the highest total in program history and the second straight season that IU produced three or more All-Americans

Season	Team	Overall	Conference (Standing)	Postseason
1997	Miami (OH)	27-28	17-13 (4th)	MAC Tournament
1998	Miami (OH)	33-26	17-13 (3rd - East)	MAC Tournament
1999	Miami (OH)	34-27	20-12 (2nd - East)	MAC Tournament
2000	Miami (OH)	40-23	16-12 (3rd - East)	NCAA Regional
2001	Miami (OH)	35-25	16-12 (4th - East)	MAC Tournament
2002	Miami (OH)	31-28	16-12 (3rd - East)	MAC Tournament
2003	Miami (OH)	36-24-1	19-9 (2nd - East)	MAC Tournament
2004	Miami (OH)	36-21	14-8 (1st - East)	MAC Tournament
2005	Miami (OH)	45-18	17-4 (1st - East)	NCAA Regional
	<b>Miami (OH)</b>	<b>317-220-1</b>	<b>152-95</b>	
2006	Indiana	22-34	11-21 (10th)	
2007	Indiana	19-35	8-23 (10th)	
2008	Indiana	31-30	15-17 (6th)	Big Ten Tournament
2009	Indiana	32-27	16-7 (3rd)	NCAA Regional
2010	Indiana	28-27	12-12 (t-5th)	Big Ten Tournament
2011	Indiana	30-25	11-13 (7th)	
2012	Indiana	32-28	16-8 (2nd)	Big Ten Tournament
2013	Indiana	49-16	17-7 (1st)	College World Series
2014	Indiana	44-15	21-3 (1st)	First-ever Big 10 National Seed
	<b>Indiana</b>	<b>287-237</b>	<b>127-111</b>	
2015	Arizona State	35-23	18-12 (t-3rd)	NCAA Regional
2016	Arizona State	36-23	16-14 (t-3rd)	NCAA Regional
2017	Arizona State	23-32	8-22 (t-9th)	
2018	Arizona State	8-9		
	<b>Arizona State</b>	<b>102-87</b>	<b>42-48</b>	
	<b>Total</b>	<b>706-544-1</b>		

- Mentored two Big Ten Players of the Year, three Big Ten Pitchers of the Year and a pair of Big Ten Freshman of the Year in nine seasons at IU, and at least one Hoosier earned Freshman All-America honors in six of the past seven seasons in Bloomington
- Landed three players on the USA Baseball Collegiate National Team and mentored numerous players at all positions, including outfielder Alex Dickerson, who was named Big Ten Player of the Year and won the Big Ten Triple Crown in 2010, right-handed pitcher Aaron Slegers, who was named 2013 Big Ten Pitcher of the Year, and catcher Kyle Schwarber, who was named an All-American by five major college baseball groups in 2014

### MIAMI (OH) AND PERSONAL

- Compiled eight straight 30-win seasons, two NCAA Regional appearances and advanced to the Mid-American Conference Tournament finals six times at Miami (OH)
- Began his coaching career as head coach at Miami University-Middletown in 1990, served as an assistant coach at Miami (Ohio) from 1993-94 and was the pitching coach at IU from 1995-96
- Four-year letterwinner at Miami (Ohio), Smith was a pitcher and an infielder for the RedHawks, and played three minor league seasons in the Chicago Cubs organization
- Participated in 1992 Major League Scouting Bureau's Professional Scout School as a representative of the Cubs
- Born Feb. 14, 1966, Smith graduated with a bachelor's degree in Education from Miami (Ohio) in 1989 and completed a master's degree in Sport Organization from Miami (Ohio) in 1992
- Native of Kentland, Ind., Smith and his wife, Jaime, have three sons, Casey, Ty and Jack

### BEN GREENSPAN - ASSISTANT COACH/RECRUITING COORDINATOR

-Ben Greenspan enters his fourth season at Arizona State University as assistant coach and recruiting coordinator, and works primarily with the team's offense and catchers.

-The 2017 campaign saw Gage Canning emerge as one of the elite players in the Pac-12 with Greenspan helping to oversee that growth. He was the only player in the Pac-12 to finish with a double-digit number of doubles while also posting at least six home runs and six triples.

-Greenspan also helped oversee the emergence of Hunter Bishop as one of the exciting young freshmen in the country on the year. Bishop started 31 games in the outfield season to become just the sixth ASU freshman in the past 15 years to start over 50 percent of the season in the outfield.

-Catcher Brian Serven earned First Team All-Pac-12 recognition in 2016, as well as Pac-12 All-Academic honorable mention and was a semifinalist for the Johnny Bench Award, given to the nation's top catcher. His prowess on both sides of the plate was evident as he became just the fifth catcher in school history to lead the team in home runs and he caught 17 runners stealing, the most by a Sun Devil since 2009.

-Also excelling at the plate under Greenspan was first baseman David Greer, who also earned a First Team All-Conference selection as well as earning a spot on the Louisville Slugger All-America third team. The Arizona-native finished his junior campaign first in the conference in doubles and total bases, second in slugging percentage and third in runs scored.

-In his first season at ASU, Greenspan helped the Sun Devils excel both offensively and defensively. The Devils ranked in the top half of the Pac-12 in a number of offensive categories, including second in slugging percentage, third in both batting average and hits, and posted their best defensive numbers since 2010 as they finished fourth in the conference in both fielding percentage and errors.

-Excelling in his recruiting coordinator position, Greenspan assembled the No. 1 recruiting class in the nation in 2016 according to Collegiate Baseball Newspaper. Greenspan followed that up in playing a big part in another Top-5 Nationally ranked recruiting class in 2017, and the top recruiting class in the Pac-12 and the West. The 2017 Sun Devil class features six signees who participated in the 2015 Area Code Baseball Games, an invitation-only elite baseball event held annually in Long Beach, Calif., and one who played in the Tournament of the Stars - a showcase hosted by USA Baseball.

Greenspan spent six seasons as an assistant coach at Indiana, including the past year as recruiting coordinator, and worked extensively with the team's catchers and hitters. The Hoosiers' offense ranked in the top 25 in the nation in batting average, slugging percentage, total hits and extra-base hits in 2014.

Greenspan mentored some of the most prolific hitters in IU program history, including two-time All-American catcher Kyle Schwarber, current Oakland Athletics catcher Josh Phegley, and 2010 Big Ten Player of the Year Alex Dickerson. He also played a large role in developing talent at IU as 11 of his position players were selected in the Major League Baseball First-Year Player Draft, including five in the top five rounds. In the eight years Greenspan has served as a catching coach, his guidance has produced a First Team All-Conference player at that position in five of those seasons with two of them currently playing MLB (Schwarber and Phegley).

Greenspan's additional hitting protégés include 2012 Big Ten Freshman of the Year Sam Travis, two-time All-American Dustin DeMuth and current major leaguers Micah Johnson and Ethan Wilson.

Greenspan played for two seasons under coach Smith at IU, and was a Hoosier team captain and Academic All-Big Ten performer in 2007. He spent two years at the University of Connecticut as a catcher and first baseman before joining the IU program. He earned a bachelor's degree in Sport Marketing and Management and a master's degree in Sport Administration from Indiana University.

Greenspan is originally from West Point, N.Y., and is married to his wife, Janine. The pair have two children, Grayson and Adalyn.

### MIKE CATHER - ASSISTANT COACH/PITCHING COACH

-Mike Cather enters his first season at Arizona State University as assistant coach and pitching coach.

-Cather joins the Sun Devils with over a decade of experience at the professional level, most recently serving as the Minor League Pitching Coordinator for the Miami Marlins organization beginning in 2015. With the Marlins, Cather oversaw the development for the organization's minor league system and worked closely with Miami's Major League Pitching Coach, Juan Nieves.

-Prior to his coaching career, Cather had a 10-year career as a professional pitcher with three seasons spent in Major League Baseball with the Atlanta Braves (1997-99). Cather did not allow an earned run in his first eight games in the MLB and helped the Braves to a spot in the National League Championship Series against the Florida Marlins in 1998.

-Among his professional assignments and developments through the years, Cather has worked with All-Stars Josh Beckett and Clay Buchholz, as well as the likes of Matt Wisler, Carl Edwards, Jr., Joe Ross and Daniel Bard.

-In 2014, Cather joined the Chicago Cubs organization as the pitching coach for the Iowa Cubs at the Triple-A level and oversaw a pitching staff that led the Pacific Coast League in ERA, setting several club records in the process. He developed young and veteran players for the team's postseason run in 2015.

-Cather joined the San Diego Padres organization in 2012 where he served as the Minor League Pitching Coordinator as well as the pitching coach for the El Paso Chihuahuas, the Padres' Triple-A affiliate. In El Paso, Cather worked under former Sun Devil Baseball head coach Pat Murphy. He also initiated and created the throwing program used for Dominican players at the overseas academy.

-Cather began his career in the professional ranks with the Boston Red Sox organization in 2006. He joined the organization as the pitching coach for the Class A Wilmington Blue Rocks before being promoted to pitching coach for the Portland Sea Dogs, the Red Sox's Double-A affiliate, in 2007. In 2010, Cather was named as one of Boston's Major League advanced scouts, where he provided reports and insight to the organization's Major League staff.

-During his playing career with the Braves, Cather pitched two scoreless innings of relief in Game 2 against the Houston Astros in the 1998 National League Divisional series after helping the team to the NL Eastern Division title. In the National League Championship Series against the Marlins, Cather did not allow a run over four games.

### MICHAEL EARLEY - VOLUNTEER ASSISTANT COACH/HITTING COACH

-Michael Earley enters his second season as a volunteer assistant and first season as the team's Hitting Coach on head coach Tracy Smith's staff at Arizona State.

-Earley will also serve as the team's outfield coach and helped pace one of the top outfields in the Pac-12 in 2017. On the year, first-team All-Pac-12 selection Gage Canning started in every single game for the Sun Devils and while providing stellar defense with zero errors on the season and leading the team in outfield assists.

-Canning led the team in virtually every hitting category, including batting average (.332), runs (37), doubles (12), triples (6), home runs (6) and slugging percentage (.538). He was the only player in the Pac-12 to finish with a double-digit number of doubles while also posting at least six home runs and six triples.

-Earley also helped oversee the emergence of Hunter Bishop as one of the exciting young freshmen in the country on the year. The freshman earned All-Pac-12 honors and finished his 2017 campaign with an impressive .301 batting average, five doubles, four triples and five home runs. He ranked second on the team - behind only Canning - in batting average, runs scored (27), triples, home runs and slugging percentage (.484).

-During the 2017 pitching coach search, Earley was granted a waiver to recruit by the NCAA. Earley assisted in recruiting during the spring and summer of 2017. During that time Earley helped identify prospects and recruits for the 2017 through 2020 recruiting classes. The 2017 recruiting class was ranked fourth in the country and tops in the Pac 12.

-Earley played under Smith at Indiana from 2008-10 before going on to a professional career with the Chicago White Sox organization. He played professional baseball for six seasons, including time with the team's Triple-A affiliate, the Charlotte Knights.

-The outfielder finished his playing days with the Southern Illinois Miners in the independent Frontier League in 2015. He finished his professional career with 559 hits, 117 doubles, 38 home runs and a .284 average. He was named to four All-Star teams in his professional career and was also named a member of the Southern Illinois All-Decade Team.


-Earley earned Third Team All-Big Ten recognition during his senior campaign at IU in 2010 after he tied for fourth in the conference in home runs with 13, and finished the season batting .352. Earley was the only player in the Big Ten with double digit homeruns and stolen bases during the 2010 season.






# 2017 Sun Devil Baseball


## PLAYER BIOS




**Carter Aldrete**  
INF | R/R | So.




**Hunter Bishop**  
OF | L/R | So.




**Gage Canning**  
OF | L/R | Jr.




**Adisyn Coffey**  
UTL | R/R | Fr.




**Brady Corrigan**  
RHP | R/R | Fr.




**Colby Davis**  
RHP | R/R | Fr.




**Drake Davis**  
RHP | R/R | Fr.




**Myles Denson**  
OF | R/R | So.




**Sam Ferri**  
C | R/R | So.




**Jake Godfrey**  
RHP | R/R | RS Sr.




**Trevor Hauver**  
OF | L/R | Fr.




**Connor Higgins**  
LHP | R/L | Jr.




**Ryan Hingst**  
RHP | R/R | RS  
Sr.




**Zach Hogueisson**  
OF | L/R | Fr.




**Hunter Jump**  
OF | L/R | Fr.




**Taylor Lane**  
OF/INF | R/R | Sr.




**Luke Leisenring**  
C | S/R | Fr.



**Lyle Lin**  
C | R/R | So.



**Eli Lingos**  
LHP | L/L | Sr.




**Alec Marsh**  
RHP | R/R | So.




# 2017 Sun Devil Baseball


## PLAYER BIOS




**Jeremy McCuin**  
INF | S/R | Jr.




**Scott Mehan**  
OF | R/R | Fr.




**Chaz Montoya**  
LHP | L/L | So.




**Dellan Raish**  
LHP | L/L | RS Fr.




**Sam Romero**  
RHP | R/R | Jr.




**Grant Schneider**  
RHP | R/R | Sr.




**Fitz Standler**  
RHP | R/R | Jr.




**Zane Strand**  
RHP | R/R | RS  
Fr.



**Drew Swift**  
INF | R/R | Fr.




**Spencer Torkel-  
son**  
INF/OF | R/R | Fr.




**Boyd Vander Kooi**  
RHP | R/R | Fr.




**Spencer Van  
Scoyoc**  
LHP | L/L | So.



**Alika Williams**  
INF | R/R | Fr.



**Gage Workman**  
INF | S/R | Fr.



## Carter Aldrete #21 INF

Sophomore - 6'2 - 205  
Bats/Throws: R/R  
Monterey, Calif.  
Monterey

Date	Opponent	Pos	AB	R	H	RBI	2B	3B	HR	BB	SB	CS	HBP	SAC	SF	GDP	K	PO	A	E	Avg
Feb 17	MIAMI (OH)-1	*3b	4	0	1	0	1	0	0	0	0	0	0	0	0	0	1	0	6	2	250
Feb 17	MIAMI (OH)-2	*3b	4	2	3	0	1	1	0	0	0	1	0	0	0	0	1	0	4	0	500
Feb 18	MIAMI (OH)-1	*3b	3	1	0	0	0	0	0	0	0	0	0	0	0	0	0	0	4	0	364
Feb 18	MIAMI (OH)-2	*3b	5	1	1	0	0	0	0	0	0	0	0	0	0	0	1	0	4	1	312
Feb 23	SAINT MARY'S	*3b	4	0	0	0	0	0	0	0	0	0	0	0	0	1	2	0	1	0	250
Feb 24	SAINT MARY'S	*3b	3	0	0	0	0	0	0	0	0	0	0	0	0	0	1	1	0	0	217
Feb 27	at Long Beach State	*dh	4	0	0	0	0	0	0	0	0	0	0	0	0	1	2	0	0	0	185
Feb 28	at Long Beach State	2b/ss	1	0	0	0	0	0	1	0	0	0	0	0	0	0	0	1	0	1	179
Mar 02	OKLAHOMA STATE	*3b	3	1	2	0	0	0	0	1	0	0	0	0	0	0	0	2	3	0	226
Mar 03	OKLAHOMA STATE	*3b	4	2	2	0	0	0	0	1	0	1	0	0	0	0	1	0	0	0	257
Mar 04	OKLAHOMA STATE	*dh	4	0	1	0	0	0	0	0	0	0	0	0	0	0	1	0	0	0	256
Mar 06	at Pepperdine	*3b	5	1	3	3	0	0	0	0	0	0	0	0	0	0	0	3	2	0	296
Mar 09	UNC-WILMINGTON	*3b	3	2	2	3	1	0	0	2	0	0	0	0	0	0	0	1	0	1	319
Mar 10	UNC-WILMINGTON	*3b	4	0	1	0	0	0	0	0	0	0	0	0	0	1	1	0	2	0	314
Mar 11	UNC-WILMINGTON	*dh	3	0	0	0	0	0	0	0	0	0	0	0	0	0	1	0	0	0	296
Mar 13	ARIZONA	*c/2b	3	0	0	0	0	0	0	2	0	0	0	0	0	0	1	0	1	0	281
Totals		15gs	57	10	16	6	3	1	0	8	1	2	1	0	0	3	13	8	27	5	281

On base pct. .379 • Slugging pct. .368



## Gage Canning #12 OF

Junior - 5'11 - 178  
Bats/Throws: L/R  
Ramona, Calif.  
Ramona

Date	Opponent	Pos	AB	R	H	RBI	2B	3B	HR	BB	SB	CS	HBP	SAC	SF	GDP	K	PO	A	E	Avg
Feb 17	MIAMI (OH)-1	*of	4	0	2	0	0	0	0	0	0	0	0	0	0	0	1	3	0	0	500
Feb 17	MIAMI (OH)-2	*of	5	0	3	0	0	2	0	0	0	0	0	0	0	0	0	0	2	0	556
Feb 18	MIAMI (OH)-1	*of	4	0	1	2	0	0	0	0	0	0	1	0	0	0	1	0	1	0	462
Feb 18	MIAMI (OH)-2	*of	3	2	3	2	1	0	0	1	0	0	0	0	1	0	0	2	0	0	562
Feb 23	SAINT MARY'S	*of	4	0	4	1	2	0	0	0	0	0	0	0	0	0	0	4	0	0	650
Feb 24	SAINT MARY'S	*of	3	1	1	1	0	1	0	2	0	0	0	0	0	0	0	1	3	0	609
Feb 25	SAINT MARY'S	*of	4	0	2	1	0	0	0	0	0	0	0	0	0	0	2	2	0	0	593
Feb 27	at Long Beach State	*of	4	1	2	0	0	0	0	1	0	0	0	0	0	0	1	2	0	0	581
Feb 28	at Long Beach State	*of	5	0	3	0	0	0	0	0	0	0	0	0	0	0	0	0	6	0	583
Mar 02	OKLAHOMA STATE	*of	5	1	1	0	1	0	0	0	0	0	0	0	0	0	3	1	0	0	537
Mar 03	OKLAHOMA STATE	*of	5	2	3	4	1	2	0	0	0	0	0	0	0	0	1	0	0	0	543
Mar 04	OKLAHOMA STATE	*of	4	0	1	0	0	0	0	1	0	0	0	0	0	0	0	0	0	0	520
Mar 06	at Pepperdine	*of	6	1	2	1	0	1	0	0	1	0	0	0	0	0	2	3	0	0	500
Mar 09	UNC-WILMINGTON	*of	4	2	2	1	1	0	0	1	1	1	0	0	0	0	0	1	0	0	500
Mar 10	UNC-WILMINGTON	*of	3	0	1	0	0	0	0	1	1	0	0	0	0	0	1	2	0	0	492
Mar 11	UNC-WILMINGTON	*of	3	0	1	0	1	0	0	1	0	0	0	0	0	0	1	3	0	0	486
Mar 13	ARIZONA	*of	4	0	0	0	0	0	0	1	0	0	0	0	0	0	0	5	0	0	457
Totals		17gs	70	10	32	13	7	6	0	8	3	3	0	0	1	0	14	40	0	1	457

On base pct. .506 • Slugging pct. .729



## Hunter Bishop #24 OF

Sophomore - 6'5 - 210  
Bats/Throws: L/R  
Palo Alto, Calif.  
Serra

Date	Opponent	Pos	AB	R	H	RBI	2B	3B	HR	BB	SB	CS	HBP	SAC	SF	GDP	K	PO	A	E	Avg
Feb 17	MIAMI (OH)-1	*of	4	0	1	0	0	0	0	0	0	0	0	0	0	0	1	3	0	0	250
Feb 17	MIAMI (OH)-2	*of	5	0	1	0	0	0	0	0	0	0	0	0	0	0	3	4	0	0	111
Feb 18	MIAMI (OH)-1	*of	2	1	0	0	0	0	0	2	1	0	0	0	0	0	1	2	0	0	091
Feb 18	MIAMI (OH)-2	*of	5	0	1	0	0	0	0	0	0	0	0	0	0	0	2	1	0	0	125
Feb 23	SAINT MARY'S	*of	3	0	0	0	0	0	0	0	0	0	0	0	0	0	1	3	0	0	105
Feb 24	SAINT MARY'S	*of	3	1	0	0	0	0	0	0	0	0	0	0	0	0	2	4	0	0	136
Feb 25	SAINT MARY'S	*of	3	0	0	0	0	0	0	0	0	0	0	0	0	0	2	4	0	0	120
Feb 27	at Long Beach State	*of	2	0	0	0	0	0	0	0	0	1	1	0	0	0	1	1	0	0	111
Feb 28	at Long Beach State	*of	2	0	0	0	0	0	0	3	0	0	0	0	0	0	0	0	0	0	103
Mar 02	OKLAHOMA STATE	*of	4	0	1	1	0	0	0	0	0	0	0	0	0	0	1	1	0	0	121
Mar 03	OKLAHOMA STATE	*of	4	1	1	2	1	0	0	0	0	0	0	0	0	0	2	4	0	0	135
Mar 04	OKLAHOMA STATE	*of	1	0	1	0	0	0	0	1	1	0	0	0	0	0	0	0	0	0	158
Mar 06	at Pepperdine	*of	4	1	2	3	1	0	0	1	0	0	0	0	0	0	1	0	0	0	190
Mar 09	UNC-WILMINGTON	*of	4	0	3	3	0	0	0	0	1	0	0	0	0	0	1	0	0	0	239
Mar 13	ARIZONA	ph	1	0	0	0	0	0	0	0	0	0	0	0	0	1	0	0	0	0	234
Totals		14gs	47	4	11	9	2	0	0	6	3	2	3	0	0	2	17	28	0	0	234

On base pct. .357 • Slugging pct. .277



## Adisyn Coffey #35 INF/RHP

Freshman - 6'2 - 170  
Bats/Throws: R/R  
Albany Ind.  
Delta

Date	Opponent	Pos	AB	R	H	RBI	2B	3B	HR	BB	SB	CS	HBP	SAC	SF	GDP	K	PO	A	E	Avg
Feb 28	at Long Beach State	p	0	0	0	0	0	0	0	0	0	0	0	0	0	0	0	0	1	0	0.000
Mar 09	UNC-WILMINGTON	prob	0	0	0	0	0	0	0	0	0	0	0	0	0	0	0	0	1	0	0.000
Totals		0gs	0	0	0	0	0	0	0	0	0	0	0	0	0	0	0	0	1	1	0.000

On base pct. .000 • Slugging pct. .000

Date	Opponent	GS	IP	H	R	ER	BB	SO	2B	3B	HR	WP	BK	HBP	IBB	Score	W-L	Sv	ERA	NP
Feb 28	at Long Beach State	0	1.0	3	3	2	0	0	1	0	0	0	0	0	0	4-16	0-0	0	18.00	14
Totals		0	1.0	3	3	2	0	0	1	0	0	0	0	0	0	4-16	0-0	0	18.00	14



## Brady Corrigan

#30


RHP

Freshman - 6'2 - 200

Bats/Throws: R/R

Plainfield, Ill.

Plainfield North



## Drake Davis

#31

RHP

Freshman - 6'0 - 185

Bats/Throws: R/R

Highlands Ranch, Colo.

Ralston Valley

Date	Opponent	GS	IP	H	R	ER	BB	SO	2B	3B	HR	WP	BK	HBP	IBB	Score	W-L	Sv	ERA	NP
Feb 18	MIAMI (OH)-2	*	1.2	5	8	3	2	2	0	0	1	0	0	0	0	8-16	0-1	0	16.20	38
Feb 28	at Long Beach State		0.1	0	2	2	2	0	0	0	0	1	0	0	0	4-16	0-2	0	22.50	13
Mar 02	OKLAHOMA STATE		1.0	2	0	0	0	0	0	0	0	0	0	0	0	8-1	0-2	0	15.00	13
Totals		1	3.0	7	10	5	4	2	0	0	1	1	0	0	0	21-33	0-2	0	15.00	-



## Colby Davis

#36


RHP

Freshman - 6'8 - 225

Bats/Throws: R/R

Scottsdale, Ariz.

Chaparral



## Myles Denson

#37

OF

Sophomore - 6'2 - 180

Bats/Throws: R/R


Las Vegas, Nev.

Bishop Gorman

Date	Opponent	GS	IP	H	R	ER	BB	SO	2B	3B	HR	WP	BK	HBP	IBB	Score	W-L	Sv	ERA	NP
Mar 10	UNC-WILMINGTON		1.0	2	2	2	1	2	1	0	0	0	0	0	0	0-9	0-0	0	18.00	25
Totals		0	1.0	2	2	2	1	2	1	0	0	0	0	0	0	0-9	0-0	0	18.00	-


Date	Opponent	Pos	AB	R	H	REB	2B	3B	HR	BB	SB	CS	HBP	SAC	SF	GDP	K	PO	A	E	Avg
Feb 28	at Long Beach State	dh	1	0	0	0	0	0	0	0	0	0	0	0	0	0	0	0	0	0	.000
Mar 03	OKLAHOMA STATE	ph	1	0	0	0	0	0	0	0	0	0	0	0	0	0	0	0	0	0	.000
Mar 04	OKLAHOMA STATE	ph/of	0	0	0	0	0	0	0	0	0	0	0	0	1	0	0	0	0	0	.000
Mar 09	UNC-WILMINGTON	of	0	0	0	0	0	0	0	0	0	0	0	0	0	0	0	0	0	0	.000
Mar 11	UNC-WILMINGTON	ph	1	0	0	0	0	0	0	0	0	0	0	0	0	0	0	0	0	0	.000
Mar 13	ARIZONA	ph/of	0	0	0	0	0	0	0	1	0	0	0	0	0	0	0	0	0	0	.000
Totals		0gs	3	0	0	0	0	0	0	1	0	0	0	0	1	0	0	0	0	0	.000

On base pct. .250 • Slugging pct. .000



## Sam Ferri #9 C

Sophomore - 5'11 - 185  
Bats/Throws: R/R  
Norridge, Ill.  
Notre Dame College Prep




## Trevor Hauver #18 OF

Freshman - 6'0 - 190  
Bats/Throws: L/R  
Chandler, Ariz.

Date	Opponent	Pos	AB	R	H	RBI	2B	3B	HR	BB	SB	CS	HBP	SAC	SF	GDP	K	PO	A	E	Avg
Feb 17	MIAMI (OH)-1	*of	4	0	0	0	0	0	0	0	0	0	0	0	0	0	0	2	0	0	.000
Feb 18	MIAMI (OH)-1	*of	4	1	2	3	1	0	0	0	0	0	0	0	0	0	1	0	0	0	.250
Feb 18	MIAMI (OH)-2	*of	3	0	0	0	0	0	0	2	0	0	0	0	0	0	1	2	0	0	.182
Feb 23	SAINT MARY'S	*of	3	0	0	0	0	0	0	0	0	0	0	0	0	0	2	2	0	0	.143
Feb 24	SAINT MARY'S	*of	4	1	2	1	1	0	0	0	0	0	0	0	0	0	1	1	0	0	.222
Feb 25	SAINT MARY'S	of	0	0	0	0	0	0	0	0	0	0	0	0	0	0	0	0	0	0	.222
Feb 27	at Long Beach State	ph/of	1	0	0	0	0	0	0	0	0	0	0	0	0	0	1	1	0	0	.211
Feb 28	at Long Beach State	*of	3	0	1	0	0	0	0	0	0	0	0	0	0	0	0	1	1	1	.227
Mar 02	OKLAHOMA STATE	*of	2	0	0	1	0	0	0	0	0	0	0	0	1	0	2	3	0	0	.208
Mar 04	OKLAHOMA STATE	of	1	0	1	0	0	0	0	0	0	0	0	0	0	0	0	0	0	0	.240
Mar 06	at Pepperdine	*of	3	2	3	0	2	0	2	0	0	0	0	0	0	0	0	2	0	0	.321
Mar 09	UNC-WILMINGTON	*of	3	0	0	0	0	0	2	0	0	0	0	0	0	0	0	2	0	0	.280
Mar 10	UNC-WILMINGTON	*of	3	0	0	0	0	0	1	0	0	0	0	0	0	1	2	0	0	0	.265
Mar 11	UNC-WILMINGTON	*of	3	1	2	0	0	0	0	0	0	0	0	0	0	0	0	0	0	0	.297
Mar 13	ARIZONA	*of	2	0	0	0	0	0	0	0	0	1	0	0	0	0	0	2	0	0	.285
Totals			12gs	39	5	11	5	4	0	7	0	0	1	0	1	1	10	18	0	1	.282

On base pct. .396 • Slugging pct. .385



## Jake Godfrey #23 RHP

Senior - 6'3 - 225  
Bats/Throws: R/R  
New Lenox, Ill.  
Providence Catholic




## Connor Higgins #11 LHP

Junior - 6'5 - 240  
Bats/Throws: R/L  
Orefield, Penn.  
Parkland

Date	Opponent	GS	IP	H	R	ER	BB	SO	2B	3B	HR	WP	BK	HBP	IBB	Score	W-L	Sv	ERA	NP
Feb 18	MIAMI (OH)-2	*	0.2	0	0	0	2	0	0	0	0	0	0	0	0	8-16	0-0	0	0.00	16
Feb 27	at Long Beach State	*	2.0	0	0	0	2	2	0	0	0	0	0	0	0	1-0	0-0	0	0.00	35
Mar 03	OKLAHOMA STATE		0.1	1	0	0	1	0	0	0	0	0	0	0	0	14-2	0-0	0	0.00	11
Totals		1	3.0	1	0	0	5	2	0	0	0	0	0	0	0	23-18	0-0	0	0.00	-

Date	Opponent	GS	IP	H	R	ER	BB	SO	2B	3B	HR	WP	BK	HBP	IBB	Score	W-L	Sv	ERA	NP	
Feb 18	MIAMI (OH)-2		2.0	5	3	3	0	1	1	0	0	0	0	1	0	0	8-16	0-0	0	13.50	28
Feb 24	SAINT MARY'S		0.1	2	1	0	0	0	0	0	0	0	0	1	0	0	5-6	0-1	0	11.57	10
Feb 27	at Long Beach State		0.1	0	0	0	0	0	0	0	0	0	0	0	0	0	1-0	0-1	0	10.12	2
Mar 03	OKLAHOMA STATE		2.0	3	1	1	1	1	1	0	0	0	0	0	0	0	14-2	0-1	0	7.71	34
Mar 04	OKLAHOMA STATE		1.2	0	0	0	0	1	0	0	0	0	0	0	0	0	2-3	0-1	0	5.68	14
Mar 06	at Pepperdine		2.1	3	2	2	1	2	0	0	1	0	0	1	0	0	10-7	1-1	0	6.23	36
Mar 10	UNC-WILMINGTON		0.0	1	2	2	1	0	0	0	0	1	0	0	0	0	0-9	1-1	0	8.31	7
Mar 13	ARIZONA		1.0	1	0	0	0	1	0	0	0	1	0	0	0	2-6	1-1	0	7.45	13	
Totals		0	9.2	15	9	8	3	6	2	0	1	4	0	1	0	42-49	1-1	0	7.45	-	






## Ryan Hingst #17 RHP

Senior - 6'4 - 191  
Bats/Throws: R/R  
El Paso, Texas  
Franklin

Date	Opponent	GS	IP	H	R	ER	BB	SO	2B	3B	HR	WP	BK	HBP	IBB	Score	W-L	Sv	ERA	NP
Feb 28	at Long Beach State	1.2	3	2	2	0	2	1	0	0	1	0	0	0	0	4-16	0-0	0	10.80	36
Mar 03	OKLAHOMA STATE	1.0	1	0	0	1	1	1	0	0	0	0	0	0	0	14-2	0-0	0	6.75	14
Mar 06	at Pepperdine	1.1	1	0	0	0	1	1	0	0	0	0	0	0	0	10-7	0-0	0	4.50	17
Mar 10	UNC-WILMINGTON	0.1	1	0	0	1	0	1	0	0	0	0	0	0	0	0-9	0-0	0	4.15	13
Totals		0	4.1	6	2	2	2	4	3	0	0	1	0	0	0	28-34	0-0	0	4.15	-




## Hunter Jump #39 OF

Freshman - 5'11 - 190  
Bats/Throws: L/R  
Aliso Viejo, Calif.  
Aliso Niguel

Date	Opponent	Pos	AB	R	H	REI	2B	3B	HR	BB	SB	CS	HBP	SAC	SF	GDP	K	PO	A	E	Avg
Feb 17	MIAMI (OH)-1	ph	1	0	0	0	0	0	0	0	0	0	0	0	0	0	0	0	0	0	.000
Feb 24	SAINT MARY'S	ph	1	0	0	0	0	0	0	0	0	0	0	0	0	0	0	0	0	0	.000
Feb 28	at Long Beach State	*dh	2	0	0	0	0	0	0	0	0	0	0	0	0	0	1	0	0	0	.000
Mar 09	UNC-WILMINGTON	ph	1	0	1	1	0	0	0	0	0	0	0	0	0	0	0	0	0	0	.200
Mar 10	UNC-WILMINGTON	ph/of	2	0	1	0	0	0	0	0	0	0	0	0	0	0	0	0	0	0	.286
Mar 11	UNC-WILMINGTON	ph	1	0	0	0	0	0	0	0	0	0	0	0	0	0	0	0	0	0	.250
Mar 13	ARIZONA	ph	1	0	1	0	1	0	0	0	0	0	0	0	0	0	0	0	0	0	.333
Totals		1gs	9	0	3	1	1	0	0	0	0	0	0	0	0	0	1	0	0	0	.333

On base pct. .333 • Slugging pct. .444



## Zach Hogueisson #16 OF

Freshman - 6'4 - 200  
Bats/Throws: L/R  
El Cajon, Calif.  
Christian

Date	Opponent	Pos	AB	R	H	REI	2B	3B	HR	BB	SB	CS	HBP	SAC	SF	GDP	K	PO	A	E	Avg
Feb 18	MIAMI (OH)-2	ph	1	0	0	0	0	0	0	0	0	0	0	0	0	0	0	0	0	0	.000
Feb 28	at Long Beach State	dh	2	0	0	0	0	0	0	0	0	0	0	0	0	0	0	0	0	0	.000
Mar 02	OKLAHOMA STATE	ph/of	1	0	0	0	0	0	0	0	0	0	0	0	0	0	0	0	0	0	.000
Mar 03	OKLAHOMA STATE	ph/of	1	0	0	0	0	0	0	0	0	0	0	0	0	0	0	0	0	0	.000
Mar 10	UNC-WILMINGTON	2b/ph	1	0	0	0	0	0	0	0	0	0	0	0	0	0	1	0	0	0	.000
Totals		0gs	6	0	0	0	0	0	0	0	0	0	0	0	0	0	1	0	0	0	.000

On base pct. .000 • Slugging pct. .000




## Taylor Lane #47 INF

Senior - 6'4 - 205  
Bats/Throws: R/R  
Chesapeake, Virg.  
IMG

Date	Opponent	Pos	AB	R	H	REI	2B	3B	HR	BB	SB	CS	HBP	SAC	SF	GDP	K	PO	A	E	Avg
Feb 17	MIAMI (OH)-1	1b	0	0	0	0	0	0	0	0	0	0	0	0	0	0	0	0	0	0	.000
Feb 23	SAINT MARY'S	pr/ph	1	0	0	0	0	0	0	0	0	0	0	0	0	0	0	0	0	0	.000
Feb 25	SAINT MARY'S	*dh	3	0	1	0	0	0	0	0	0	0	0	0	0	0	0	0	0	0	.250
Feb 28	at Long Beach State	ph/tb	2	0	0	0	0	0	0	0	0	0	0	0	0	0	0	2	1	0	.167
Mar 03	OKLAHOMA STATE	ph/tb	1	0	0	0	0	0	0	0	0	0	0	0	0	0	0	1	3	0	.143
Mar 04	OKLAHOMA STATE	pr	0	0	0	0	0	0	0	0	0	0	0	0	0	0	0	0	0	0	.143
Mar 09	UNC-WILMINGTON	pr	0	1	0	0	0	0	0	0	0	0	0	0	0	0	0	0	0	0	.143
Mar 10	UNC-WILMINGTON	*dh	4	0	1	0	0	0	0	0	0	1	1	0	0	0	0	0	0	0	.182
Mar 11	UNC-WILMINGTON	ph/of	1	0	0	0	0	0	0	0	0	0	0	0	0	0	1	0	0	0	.167
Mar 13	ARIZONA	dh	3	1	1	0	0	0	0	0	0	0	0	0	0	0	1	0	0	0	.200
Totals		3gs	15	2	3	0	0	0	0	0	1	1	0	0	0	0	1	4	4	0	.200

On base pct. .200 • Slugging pct. .200




## Luke Leisenring #40 C

Freshman - 6'3 - 195  
Bats/Throws: S/R  
Golden, Colo.  
Ralston Valley

Date	Opponent	Pos	AB	R	H	REB	2B	3B	HR	BB	SB	CS	HBP	SAC	SF	DP	K	PO	A	E	Avg
Feb 23	SAINT MARY'S	c	0	0	0	0	0	0	0	0	0	0	0	0	0	0	0	0	0	0	.000
Feb 28	at Long Beach State	c	2	0	1	0	0	0	0	0	0	0	0	0	0	0	0	2	0	0	.500
Mar 02	OKLAHOMA STATE	ph/c	1	0	0	0	0	0	0	0	0	0	0	0	0	0	1	3	0	0	.333
Mar 03	OKLAHOMA STATE	*c	2	1	1	0	0	0	1	0	0	0	0	0	1	0	0	7	2	0	.400
Mar 04	OKLAHOMA STATE	*c	3	0	0	0	0	0	0	0	0	0	0	0	0	0	2	8	0	0	.250
Mar 10	UNC-WILMINGTON	*c	1	0	0	0	0	0	1	0	0	0	0	0	0	0	0	5	1	0	.222
Mar 11	UNC-WILMINGTON	*c	3	0	1	0	0	0	0	0	0	0	0	0	0	0	2	12	2	0	.250
Totals		4gs	12	1	3	1	0	0	2	0	0	0	0	0	1	0	5	37	5	0	.250


On base pct. .333 • Slugging pct. .250



## Eli Lingos #15 LHP

Senior - 6'0 - 192  
Bats/Throws: L/L  
Temecula, Calif.  
Greak Oak

Date	Opponent	GS	IP	H	R	ER	BB	SO	2B	3B	HR	WP	BK	HBP	EBB	Score	W/L	Sv	ERA	NP
Feb 17	MIAMI (OH)-2	*	6.0	5	3	3	2	6	2	0	1	0	0	1	0	7-3	1-0	0	4.50	93
Feb 24	SAINT MARY'S	*	5.2	8	3	3	1	5	2	0	0	1	0	0	0	5-6	1-0	0	4.63	93
Mar 03	OKLAHOMA STATE	*	5.2	2	1	1	2	7	0	0	0	0	0	0	0	14-2	2-0	0	3.63	76
Mar 10	UNC-WILMINGTON	*	7.0	10	3	3	7	3	3	0	1	0	0	0	2	0-9	2-1	0	3.70	107
Totals		4	24.1	25	10	10	8	25	7	0	2	1	0	1	2	26-20	2-1	0	3.70	-



## Lyle Lin #27 C

Sophomore - 6'1 - 201  
Bats/Throws: R/R  
Taipei, Taiwan  
JSerra Catholic

Date	Opponent	Pos	AB	R	H	REB	2B	3B	HR	BB	SB	CS	HBP	SAC	SF	DP	K	PO	A	E	Avg
Feb 17	MIAMI (OH)-1	*c	4	2	2	0	1	0	0	0	0	0	0	0	0	0	1	7	3	0	.500
Feb 17	MIAMI (OH)-2	*c	4	1	2	2	0	0	1	0	0	0	0	0	0	0	0	9	0	0	.500
Feb 18	MIAMI (OH)-1	*c	4	1	1	1	0	0	0	0	0	0	0	0	0	0	0	5	1	0	.417
Feb 18	MIAMI (OH)-2	*c	4	1	2	1	0	0	0	1	0	0	0	0	0	0	0	9	0	0	.438
Feb 23	SAINT MARY'S	*c/1b	4	0	2	0	1	0	0	0	0	0	0	0	0	0	0	11	0	0	.450
Feb 24	SAINT MARY'S	*c	4	0	1	0	0	0	0	0	0	0	0	0	0	0	0	7	0	0	.417
Feb 25	SAINT MARY'S	*c	4	1	3	1	0	0	1	0	0	0	0	0	0	0	0	9	3	0	.464
Feb 27	at Long Beach State	*c	4	0	2	0	0	0	0	0	0	0	0	0	0	0	1	9	0	0	.469
Feb 28	at Long Beach State	*c	3	1	2	0	0	0	0	0	0	0	0	0	0	0	0	4	0	1	.486
Mar 02	OKLAHOMA STATE	*c/1b	4	2	2	1	0	0	0	0	0	0	0	0	0	0	1	9	0	0	.487
Mar 03	OKLAHOMA STATE	*1b	4	1	1	0	0	0	0	0	0	0	0	0	0	0	0	8	1	0	.465
Mar 04	OKLAHOMA STATE	*1b/c	4	0	1	0	0	0	0	0	0	0	0	0	0	0	1	13	0	0	.447
Mar 06	at Pepperdine	*c	5	2	2	0	1	0	0	0	0	0	0	0	0	0	0	6	2	0	.442
Mar 09	UNC-WILMINGTON	*c	5	2	2	0	1	0	0	0	1	0	0	0	0	0	0	10	1	0	.439
Mar 10	UNC-WILMINGTON	*1b/c	4	0	1	0	1	0	0	0	0	0	0	0	0	0	0	14	1	1	.426
Mar 11	UNC-WILMINGTON	*1b	4	0	0	0	0	0	0	0	0	0	0	0	0	0	1	8	0	0	.400
Mar 13	ARIZONA	*c	5	0	1	0	0	0	0	0	0	0	0	0	0	0	0	1	8	0	.386
Totals		17gs	70	14	27	6	5	0	2	1	1	0	0	0	0	0	6	144	12	3	.386


On base pct. .394 • Slugging pct. .543



## Alec Marsh #8 RHP

Sophomore - 6'2 - 220  
Bats/Throws: R/R  
Milwaukee, Wisc.  
Ronald Reagan

Date	Opponent	GS	IP	H	R	ER	BB	SO	2B	3B	HR	WP	BK	HBP	EBB	Score	W/L	Sv	ERA	NP
Feb 17	MIAMI (OH)-1		1.1	1	0	0	2	0	0	0	0	0	0	1	0	2-4	0-0	0	0.00	28
Feb 27	at Long Beach State	*	4.2	2	0	0	1	4	1	0	0	0	0	0	1	1-0	1-0	0	0.00	54
Mar 04	OKLAHOMA STATE	*	3.0	3	0	0	0	2	0	0	0	0	0	0	0	0-3	1-0	0	0.00	39
Mar 09	UNC-WILMINGTON	*	3.1	1	0	0	0	4	0	0	0	0	0	0	0	0-4	2-0	0	0.00	39
Mar 13	ARIZONA	*	4.2	4	5	3	2	5	0	0	0	0	0	1	0	2-6	2-1	0	1.59	77
Totals		2	17.0	11	5	3	5	15	1	0	0	0	0	3	0	16-17	2-1	0	1.59	-



## Jeremy McQuin

#10  
INF

Junior - 6'1 - 182  
Bats/Throws: S/R  
Gilbert, Ariz.  
Perry

Date	Opponent	Pos	AB	R	H	RBI	2B	3B	HR	BB	SB	CS	HBP	SAC	SF	GDP	K	PO	A	E	Avg
Feb 17	MIAMI (OH)-1	*1b/2b	3	0	0	1	0	0	0	0	0	0	0	0	0	0	2	7	0	0	.000
Feb 17	MIAMI (OH)-2	*1b	3	1	0	0	0	0	0	0	0	0	0	0	0	0	2	7	0	0	.000
Feb 18	MIAMI (OH)-1	*2b	2	0	1	1	0	0	0	0	0	0	0	0	0	0	2	1	0	0	.125
Feb 18	MIAMI (OH)-2	*2b	3	0	0	0	0	0	0	0	0	0	0	0	0	0	1	2	3	0	.000
Totals		4gs	11	1	1	2	0	0	0	0	0	0	0	0	0	0	4	20	4	0	.091

On base pct. .083 • Slugging pct. .091




## Chaz Montoya

#3  
LHP

Sophomore - 6'0 - 160  
Bats/Throws: L/L  
Glendale, Ariz.  
Centennial

Date	Opponent	GS	IP	H	R	ER	BB	SO	2B	3B	HR	WP	EK	HBP	IBB	Score	W-L	Sv	ERA	NP	
Feb 18	MIAMI (OH)-2		12	1	1	0	2	0	0	0	0	0	0	0	1	0	8-16	0	0.00	31	
Feb 24	SAINT MARY'S		0.2	0	0	0	0	0	0	0	0	0	0	0	0	0	5-6	0	0.00	3	
Feb 25	SAINT MARY'S		1.1	0	0	0	2	0	0	0	0	0	0	0	0	0	2-1	0	1.00	19	
Feb 27	at Long Beach State		1.0	2	0	0	2	1	0	0	0	0	0	0	0	0	1-0	0	2.00	23	
Mar 04	OKLAHOMA STATE		3.2	2	1	1	2	5	0	0	0	0	0	0	0	0	2-3	0	1.08	55	
Mar 06	at Pepperdine		1.0	0	0	0	1	0	0	0	1	0	1	0	1	0	10-7	0	0.96	17	
Mar 09	UNC-WILMINGTON		1.1	1	0	0	2	0	0	0	0	0	0	0	0	0	9-4	0	0.84	21	
Mar 11	UNC-WILMINGTON		1.2	1	0	0	3	0	0	0	0	0	0	0	0	0	1-3	0	0.73	26	
Totals		0	12.1	8	2	1	3	17	1	0	0	1	0	2	0	0	38-40	0	4	0.73	-



## Scott Mehan

#28  
OF

Freshman - 5'10 - 180  
Bats/Throws: R/R  
Scottsdale, Ariz.  
Cactus Shadows

Date	Opponent	Pos	AB	R	H	RBI	2B	3B	HR	BB	SB	CS	HBP	SAC	SF	GDP	K	PO	A	E	Avg
Feb 17	MIAMI (OH)-2	*of	3	1	1	0	0	0	0	1	0	0	0	0	0	0	0	2	0	0	.333
Feb 18	MIAMI (OH)-1	*dh	1	2	0	0	0	0	0	3	0	0	0	0	0	0	0	0	0	0	.250
Feb 18	MIAMI (OH)-2	ph	1	0	0	0	0	0	0	0	0	0	0	0	0	0	1	0	0	0	.200
Feb 24	SAINT MARY'S	ph	1	0	0	0	0	0	0	0	0	0	0	0	0	0	1	0	0	0	.167
Feb 25	SAINT MARY'S	*of	3	0	0	0	0	0	0	0	0	0	0	0	0	0	1	1	0	0	.111
Feb 27	at Long Beach State	*of	3	0	1	1	0	0	0	0	0	0	0	0	0	0	2	1	0	0	.167
Feb 28	at Long Beach State	ph/2b	1	0	0	0	0	0	0	0	0	0	0	0	0	0	1	0	0	0	.154
Mar 03	OKLAHOMA STATE	ph/of	1	0	0	0	0	0	0	0	0	0	0	0	0	0	0	0	0	0	.143
Mar 04	OKLAHOMA STATE	ph/of	0	0	0	0	0	0	1	0	0	0	0	0	0	0	0	0	0	0	.143
Mar 10	UNC-WILMINGTON	ph	1	0	0	0	0	0	0	0	0	0	0	0	0	0	0	0	0	0	.133
Mar 13	ARIZONA	of	0	0	0	0	0	0	0	0	0	0	0	0	0	0	0	0	0	0	.133
Totals		4gs	15	3	2	1	0	0	5	0	0	0	0	0	0	0	6	4	0	0	.133

On base pct. .350 • Slugging pct. .133




## Dellan Raish

#41  
LHP

Freshman - 6'2 - 180  
Bats/Throws: L/L  
Cave Creek, Ariz.  
Cactus Shadows

Date	Opponent	GS	IP	H	R	ER	BB	SO	2B	3B	HR	WP	EK	HBP	IBB	Score	W-L	Sv	ERA	NP
Feb 23	SAINT MARY'S		3.0	1	0	0	2	2	0	0	0	0	0	0	1	0-6	0-0	0	0.00	41
Feb 28	at Long Beach State		1.0	0	0	0	0	1	0	0	0	0	0	0	0	4-16	0-0	0	0.00	11
Mar 02	OKLAHOMA STATE		2.0	1	0	0	0	5	1	0	0	0	0	0	0	9-1	0-0	0	0.00	26
Mar 04	OKLAHOMA STATE		0.1	3	2	2	1	0	0	0	0	0	0	0	0	2-3	0-0	0	2.84	20
Mar 06	at Pepperdine		1.1	0	0	0	0	1	0	0	0	0	0	0	0	10-7	0-0	0	2.35	20
Mar 11	UNC-WILMINGTON		1.2	0	0	0	1	3	0	0	0	0	0	0	0	1-3	0-0	0	1.93	30
Mar 13	ARIZONA		2.0	3	1	1	2	1	0	0	0	1	0	0	1	2-6	0-0	0	2.38	35
Totals			0	11.1	8	3	3	6	13	1	0	0	1	0	1	29-42	0-0	0	2.38	-



## Sam Romero #26 RHP

Junior - 6'2 - 180  
Bats/Throws: R/R  
Phoenix, Ariz.  
Carl Hayden


Date	Opponent	GS	IP	H	R	ER	BB	SO	2B	3B	HR	WP	EK	HBP	IBB	Score	W-L	Sv	ERA	NP
Feb 17	MIAMI (OH)-2		3.0	2	0	0	2	3	0	0	0	1	0	0	0	7-3	0-0	1	0.00	51
Feb 24	SAINT MARY'S		2.1	3	2	2	0	1	0	0	1	2	0	1	0	5-6	0-0	1	3.38	33
Feb 27	at Long Beach State		1.0	0	0	0	0	0	0	0	0	0	0	0	0	1-0	0-0	1	2.84	8
Mar 02	OKLAHOMA STATE	*	6.0	5	1	2	7	2	1	0	1	0	0	0	0	9-1	1-0	1	2.19	89
Mar 09	UNC-WILMINGTON	*	4.1	8	4	4	0	5	0	0	2	1	0	1	0	9-4	1-0	1	3.78	92
Totals		2	16.2	18	7	7	4	16	2	1	3	5	0	2	0	31-14	1-0	1	3.78	-



## Fitz Stadler #22 RHP

Junior - 6'9 - 240  
Bats/Throws: R/R  
Glenview, Ill.  
Glenbrook South

Date	Opponent	GS	IP	H	R	ER	BB	SO	2B	3B	HR	WP	EK	HBP	IBB	Score	W-L	Sv	ERA	NP
Feb 18	MIAMI (OH)-2		2.0	1	0	0	1	2	0	0	0	0	0	0	0	0-1	0-0	0	0.00	28
Feb 23	SAINT MARY'S		3.2	3	2	1	1	4	0	0	0	0	0	0	0	1-6	0-0	0	1.59	63
Feb 28	at Long Beach State	*	4.0	2	2	2	1	3	0	0	0	1	0	0	0	4-16	0-0	0	2.79	54
Mar 06	at Pepperdine	*	3.0	4	5	5	3	2	1	0	0	0	0	0	0	10-7	0-0	0	5.88	72
Mar 13	ARIZONA		0.1	0	0	0	2	0	0	0	0	0	0	0	0	2-6	0-0	0	5.54	21
Totals		2	13.0	10	9	8	8	11	1	0	0	1	0	2	0	25-51	0-0	0	5.54	-



## Grant Schneider #29 RHP

Senior - 6'3 - 205  
Bats/Throws: R/R  
Austin, Tex.  
Lake Travis

Date	Opponent	GS	IP	H	R	ER	BB	SO	2B	3B	HR	WP	EK	HBP	IBB	Score	W-L	Sv	ERA	NP
Feb 17	MIAMI (OH)-1		2.2	1	1	1	1	3	1	0	0	0	0	0	1	2-4	0-0	0	3.38	31
Feb 18	MIAMI (OH)-2		1.0	4	4	4	0	1	1	0	0	0	0	1	0	8-16	0-0	0	12.27	30
Feb 26	at Long Beach State		0.0	4	6	6	1	0	1	1	0	0	0	0	1	4-16	0-0	0	27.00	12
Mar 04	OKLAHOMA STATE		1.1	2	0	0	1	1	0	0	0	0	0	0	0	2-3	0-0	0	19.80	25
Mar 10	UNC-WILMINGTON		0.1	0	0	0	0	0	0	0	0	0	0	0	0	0-9	0-0	0	18.56	5
Totals		0	5.1	11	11	11	3	5	3	1	0	0	0	3	0	16-48	0-0	0	18.56	-




## Zane Strand #25 RHP

RS Freshman - 6'5 - 220  
Bats/Throws: R/R  
Cedar Rapids, Iowa  
Jefferson

Date	Opponent	GS	IP	H	R	ER	BB	SO	2B	3B	HR	WP	EK	HBP	IBB	Score	W-L	Sv	ERA	NP
Mar 13	ARIZONA		1.0	0	0	0	0	1	0	0	0	0	0	0	1	0-2	0-0	0	0.00	13
Totals		0	1.0	0	0	0	0	1	0	0	0	0	0	0	1	0-2	0-0	0	0.00	-





## Drew Swift

#6  
INF

Freshman - 6'0 - 150  
Bats/Throws: R/R  
Chandler, Ariz.  
Hamilton

Date	Opponent	Pos	AB	R	H	RBI	2B	3B	HR	BB	SB	CS	HBP	SAC	SF	GDP	K	PO	A	E	Avg
Feb 17	MIAMI (OH)-1	*ss	3	0	2	0	0	0	0	0	0	0	0	0	0	0	1	0	2	0	.667
Feb 17	MIAMI (OH)-2	*ss	3	0	1	1	0	0	0	1	0	0	0	0	0	0	1	0	2	0	.500
Feb 18	MIAMI (OH)-1	*ss	1	3	1	1	0	0	0	1	0	0	0	0	0	0	0	0	3	0	.571
Feb 18	MIAMI (OH)-2	*ss	2	2	2	0	0	0	0	3	0	0	0	0	0	0	0	2	3	2	.667
Feb 23	SAINT MARY'S	*ss	3	0	0	0	0	0	0	1	0	0	0	0	0	0	2	0	3	0	.500
Feb 24	SAINT MARY'S	*ss	5	0	1	1	0	0	0	0	0	0	0	0	0	0	2	1	2	0	.412
Feb 25	SAINT MARY'S	*ss	4	0	0	0	0	0	0	0	0	0	0	0	0	0	2	0	5	0	.333
Feb 27	at Long Beach State	*ss	3	0	0	0	0	0	0	0	0	0	0	0	0	0	2	1	3	0	.292
Feb 28	at Long Beach State	*ss	2	0	0	0	0	0	0	1	0	0	0	0	0	0	1	0	4	0	.289
Mar 02	OKLAHOMA STATE	*ss	5	2	2	0	0	0	0	0	1	0	0	0	0	0	0	2	0	1	.290
Mar 03	OKLAHOMA STATE	*ss	3	1	2	2	0	0	0	2	1	0	0	0	0	0	0	4	6	0	.324
Mar 04	OKLAHOMA STATE	*ss	4	1	0	0	0	0	0	0	0	0	0	0	0	0	0	4	3	0	.289
Mar 06	at Pepperdine	*ss	4	0	1	1	0	0	0	1	0	0	0	0	0	0	0	1	0	0	.286
Mar 09	UNC-WILMINGTON	*ss	3	0	0	0	0	0	0	1	0	0	0	0	0	0	1	0	5	0	.267
Mar 10	UNC-WILMINGTON	*ss	3	0	0	0	0	0	0	0	0	0	0	0	0	0	1	0	2	0	.250
Mar 11	UNC-WILMINGTON	*ss	3	0	2	1	0	0	0	0	0	0	0	0	0	0	0	0	2	1	.275
Mar 13	ARIZONA	*ss	3	0	1	0	0	0	0	0	0	0	0	0	0	0	0	1	2	0	.278
Totals		17gs	54	9	15	7	0	0	0	11	2	2	2	1	0	0	16	13	48	3	.278

On base pct. .418 • Slugging pct. .278



## Boyd Vander Kooi

#19  
RHP

Freshman - 6'5 - 210  
Bats/Throws: R/R  
Mesa, Ariz.  
Skyline

Date	Opponent	GS	IP	H	R	ER	BB	SO	2B	3B	HR	WP	EK	HBP	IBB	Score	W-L	Sv	ERA	NP
Feb 18	MIAMI (OH)-1	*	7.0	5	1	0	2	5	1	0	0	0	0	0	0	11-1	1-0	0	0.00	83
Feb 25	SAINT MARY'S	*	7.2	4	1	1	3	9	1	0	0	1	0	2	0	2-1	2-0	0	0.61	106
Mar 11	UNC-WILMINGTON	*	5.2	8	3	2	2	7	0	1	1	1	0	2	0	1-3	2-1	0	1.33	87
Totals		3	20.1	17	5	3	7	21	2	1	1	2	0	4	0	14-5	2-1	0	1.33	-



## Spencer Torkelson

#20  
INF/OF

Freshman - 6'1 - 205  
Bats/Throws: R/R  
Petaluma, Calif.  
Casa Grande

Date	Opponent	Pos	AB	R	H	RBI	2B	3B	HR	BB	SB	CS	HBP	SAC	SF	GDP	K	PO	A	E	Avg
Feb 17	MIAMI (OH)-1	*dh	4	0	0	0	0	0	0	0	0	0	0	0	0	0	1	0	0	0	.000
Feb 17	MIAMI (OH)-2	*dh	4	2	3	2	0	0	0	2	0	0	0	0	0	0	0	0	0	0	.375
Feb 18	MIAMI (OH)-1	*1b	3	2	2	1	0	0	0	1	0	0	0	0	0	0	0	9	1	0	.455
Feb 18	MIAMI (OH)-2	*1b	5	0	2	2	2	0	0	0	0	0	0	0	0	0	1	1	8	0	.438
Feb 23	SAINT MARY'S	*1b/of	4	0	0	0	0	0	0	0	0	0	0	0	0	0	1	2	5	0	.350
Feb 24	SAINT MARY'S	*1b	4	1	1	1	0	0	0	0	0	0	0	0	0	0	0	2	8	0	.333
Feb 25	SAINT MARY'S	*1b	4	0	0	0	0	0	0	0	0	0	0	0	0	0	0	2	7	0	.286
Feb 27	at Long Beach State	*1b	2	0	0	0	0	0	0	2	0	0	0	0	0	0	1	9	2	0	.267
Feb 28	at Long Beach State	*1b/of	4	2	3	3	0	0	2	0	0	1	0	0	0	0	1	7	0	0	.324
Mar 02	OKLAHOMA STATE	*1b/of	3	1	1	2	1	0	0	1	0	0	0	0	0	0	1	0	1	0	.324
Mar 03	OKLAHOMA STATE	*of	3	2	2	1	1	0	0	0	0	0	0	0	0	0	1	0	0	0	.350
Mar 04	OKLAHOMA STATE	*of/1b	4	1	2	1	1	0	1	1	0	0	0	0	0	0	2	1	0	0	.364
Mar 06	at Pepperdine	*1b	5	2	2	2	0	0	1	0	0	0	0	0	0	0	1	10	0	0	.367
Mar 09	UNC-WILMINGTON	*1b	4	0	1	0	0	0	0	1	0	0	0	0	0	0	0	2	8	0	.358
Mar 10	UNC-WILMINGTON	*of/1b	3	0	0	0	0	0	0	1	0	0	0	0	0	0	1	2	0	1	.339
Mar 11	UNC-WILMINGTON	*of	4	0	0	0	0	0	0	0	0	0	0	0	0	0	1	0	0	0	.317
Mar 13	ARIZONA	*1b	4	1	1	1	0	0	1	1	0	0	0	0	0	0	0	9	2	0	.312
Totals		17gs	64	14	20	16	5	0	9	8	0	0	1	0	2	2	18	92	5	2	.312

On base pct. .387 • Slugging pct. .812




## Spencer Van Scoyoc

#44  
LHP

Sophomore - 6'4 - 200  
Bats/Throws: L/L  
Cedar Rapids, Iowa  
Jefferson

Date	Opponent	GS	IP	H	R	ER	BB	SO	2B	3B	HR	WP	EK	HBP	IBB	Score	W-L	Sv	ERA	NP
Feb 17	MIAMI (OH)-1	*	5.0	4	3	1	6	2	2	0	0	0	0	0	0	2-4	0-1	0	1.80	78
Feb 23	SAINT MARY'S	*	2.1	2	4	3	4	2	2	0	0	2	0	1	0	1-6	0-2	0	4.91	63
Feb 28	at Long Beach State	*	0.0	0	1	1	1	0	0	0	0	0	0	0	0	4-16	0-2	0	6.14	4
Mar 10	UNC-WILMINGTON	*	0.1	1	2	2	1	1	0	0	0	1	0	0	0	0-9	0-2	0	8.22	11
Totals		2	7.2	7	10	7	12	5	4	0	0	3	0	1	0	7-35	0-2	0	8.22	-



## Alika Williams

#5  
INF

Freshman - 6'2 - 165


Bats/Throws: R/R

San Diego, Calif.

Rancho Bernardo

Date	Opponent	Pos	AB	R	H	RBI	2B	3B	HR	BB	SB	CS	HBP	SAC	SF	GDP	K	PO	A	E	Avg
Feb 17	MIAMI (OH)-1	*2b	2	0	0	0	0	0	0	0	0	0	0	0	0	0	1	3	1	1	.000
Feb 17	MIAMI (OH)-2	*2b	3	0	0	0	0	0	0	1	0	1	0	0	0	0	0	2	1	0	.000
Feb 18	MIAMI (OH)-1	*2b	2	0	0	0	0	0	0	0	0	0	0	0	0	0	0	1	0	0	.000
Feb 18	MIAMI (OH)-2	*2b	0	0	0	0	0	0	0	0	0	0	0	0	0	0	0	0	1	0	.000
Feb 23	SAINT MARY'S	*2b	2	0	0	0	0	0	0	0	0	0	0	1	0	0	0	2	0	0	.000
Feb 24	SAINT MARY'S	*2b	3	1	1	1	0	0	0	0	0	0	0	0	0	0	0	1	3	0	.083
Feb 25	SAINT MARY'S	*2b	2	0	0	0	0	0	0	0	0	0	0	1	0	0	1	4	2	0	.071
Feb 27	at Long Beach State	*2b	3	0	1	0	0	0	0	0	0	0	0	0	0	0	1	1	3	0	.118
Feb 28	at Long Beach State	*2b	2	1	1	0	0	0	0	0	0	0	0	0	0	0	0	1	0	0	.158
Mar 02	OKLAHOMA STATE	*2b	3	0	3	0	0	0	0	1	0	1	0	0	0	0	0	1	3	0	.273
Mar 03	OKLAHOMA STATE	*2b	2	2	1	1	1	0	0	1	0	0	0	1	0	0	1	2	3	0	.292
Mar 04	OKLAHOMA STATE	*2b	4	0	0	0	0	0	0	0	0	0	0	0	1	0	4	3	0	0	.250
Mar 06	at Pepperdine	*2b	5	1	1	0	0	0	0	0	0	0	0	0	0	0	1	1	3	1	.242
Mar 09	UNC-WILMINGTON	*2b	4	0	0	0	0	0	0	1	0	0	0	0	0	2	0	3	3	1	.216
Mar 10	UNC-WILMINGTON	*2b	2	0	0	0	0	0	0	1	0	0	0	0	0	0	3	6	0	0	.205
Mar 11	UNC-WILMINGTON	*2b	4	0	2	0	0	0	0	0	0	0	0	0	0	0	2	2	0	0	.233
Mar 13	ARIZONA	*2b/ss	4	0	2	1	0	0	0	0	0	0	0	0	0	0	0	0	1	1	.255
Totals		16gs	47	5	12	3	1	0	0	5	0	2	0	3	0	3	5	31	35	4	.255

On base pct. .327 • Slugging pct. .277



## Gage Workman

#14  
INF

Freshman - 6'4 - 175

Bats/Throws: S/R

Queen Creek, Ariz.

Basha

Date	Opponent	Pos	AB	R	H	RBI	2B	3B	HR	BB	SB	CS	HBP	SAC	SF	GDP	K	PO	A	E	Avg
Feb 17	MIAMI (OH)-2	ph/1b	1	0	0	0	0	0	0	0	0	0	0	0	0	0	1	1	0	0	.000
Feb 18	MIAMI (OH)-2	*dh	5	2	2	0	1	1	0	0	0	0	0	0	0	0	1	0	0	0	.333
Feb 23	SAINT MARY'S	*dh	3	1	1	0	0	0	0	0	0	0	0	0	0	0	0	0	0	0	.333
Feb 24	SAINT MARY'S	*dh/3b	4	0	1	0	0	0	0	0	0	0	0	0	0	0	2	0	1	0	.308
Feb 25	SAINT MARY'S	*3b	3	1	1	0	0	0	0	0	0	0	0	0	0	0	0	0	0	0	.312
Feb 27	at Long Beach State	*3b	4	0	0	0	0	0	0	0	0	0	0	0	0	2	1	2	0	0	.250
Feb 28	at Long Beach State	*3b	5	0	0	0	0	0	0	0	0	0	0	0	0	0	3	1	1	0	.200
Mar 02	OKLAHOMA STATE	*dh	4	2	2	2	0	2	0	0	1	0	0	0	0	0	0	0	0	0	.241
Mar 03	OKLAHOMA STATE	*dh	4	2	3	3	1	0	0	1	0	0	0	0	0	0	1	0	0	0	.303
Mar 04	OKLAHOMA STATE	*3b	5	0	1	1	0	0	0	0	0	0	0	0	0	0	1	0	4	0	.289
Mar 06	at Pepperdine	*dh	4	0	0	0	0	0	0	0	0	0	1	0	0	0	2	0	0	0	.262
Mar 09	UNC-WILMINGTON	*dh	4	2	2	0	1	0	0	1	0	0	0	0	0	0	1	0	0	0	.283
Mar 11	UNC-WILMINGTON	*3b	4	0	0	0	0	0	0	0	0	0	0	0	0	0	1	1	2	1	.260
Mar 13	ARIZONA	*3b	4	0	1	0	0	0	0	0	0	0	0	0	0	0	0	3	1	0	.269
Totals		13gs	54	10	14	6	3	3	0	1	2	0	1	0	0	0	15	4	13	2	.259

On base pct. .286 • Slugging pct. .426