

2019 Sun Devil Baseball

GAME NOTES - UCLA

#16 ARIZONA STATE

32-10 (13-8 Pac-12)

@ASU_Baseball
@TheSunDevils

GAMES 43-45

May 3-5

7 p.m./3 p.m./2 p.m. AZT

Phoenix Municipal Stadium

Phoenix, Ariz.

Watch: Pac-12 Network

Radio: NBC Sports 1060 AM

#1 UCLA

34-7 (14-4 Pac-12)

@UCLABaseball
@UCLAathletics

Five-Time NCAA Champions (1965, 1967, 1969, 1977, 1981) | 22 College World Series Appearances | 21 Conference Championships | 125 All-Americans | 14 National Players of the Year | 11 College Baseball Hall of Famers



ASU_BASEBALL



SUN DEVIL BASEBALL



ASU_BASEBALL

MEDIA RELATIONS CONTACT

Jeremy Hawkes

jdhawkes@asu.edu | C: 520-403-0121 | O: 480-965-9544

#10THINGS (Twitter-Friendly Notes)

1. The Sun Devils have logged 69 home runs this season, a total good for 4th in the country and already 19 more than last year's SEASON tally.
2. Of @Alike_Williams' 56 hits this season, 34 have come when falling behind on the count. He has 17 RBIs when trailing in counts.
3. The Sun Devils have turned 47 double plays this season, a total good for fifth nationally and first in the Pac-12.
4. When @ErikTolman gets ahead in the count, he holds opponents to 2-of-28 (.071) on 1-2 counts and 3-of-26 (.115) on 2-2 counts.
5. @ErikTolman has stranded 39 baserunners and held opponents to 3-of-41 (.073) with two outs on the season.
6. @gagework9's .468 on-base percentage is sixth in Pac-12-only games and the best among all Sun Devils in the category.
7. @spennynt has recorded at least one hit in 79 of his 97 career games as a Sun Devil (81.4 percent).
8. At 1.64 home runs per game this year, ASU has the fourth-best tally among NCAA teams since the BBCOR standards began in 2011.
9. In innings 7-9, @Trevor_Hauver is batting .439 on 18-of-41 hitting with 13 RBIs and 13 runs. Five of his 11 HRs have come late in games.
10. @BradyCorrigan has inherited a team-high 29 baserunners so far this season and allowed just four of them to score.

#BYTHENUMBERS

The Sun Devils have already logged 69 home runs this season, for fourth in the country. The Devils have three players with over 10 home runs in Hunter Bishop (18), Spencer Torkelson (16) and Trevor Hauver (11). It is the first time a Sun Devil roster has laid that claim since 2009 (Carlos Ramirez/19, Jason Kipnis/16, Kole Calhoun/12). ASU's 69 home runs have already set the Pac-12 record during the BBCOR era of bats (since 2011), surpassing Oregon State's 2018 mark of 67. At 1.64 home runs per game, ASU has the fourth-best total in the 9 years since the BBCOR standards began.

The Sun Devils lead the conference and are fifth nationally in turning **47 double plays this season.** Spencer Torkelson has been a part of 44 of those, easily the highest total in the conference and 11 more than any other player in the league - a credit to some of the impressive picks and lunges he has performed on the season. Alike Williams is fourth in the league in turning 27 of those while Drew Swift is right behind him with 26. All-told, ASU is fielding at a .975 clip this season, good for 57th nationally - a notable tally after back-to-back seasons ranked 184th or worse in the nation.

Of Alike Williams' 56 hits on the year, **34 have come when falling behind in the count.** The sophomore been incredible when falling behind in counts this season, posting a .432 average (16-of-37) when facing 1-2 counts. His last six RBIs have come in 0-2 or 1-2 counts and 17 of his 42 RBIs (.405) have come when falling behind in counts. With all that said, he only has 20 strikeouts this season (compared to 23 walks) - making him the only Sun Devil will more walks than strikeouts. Williams 42 RBIs are sixth in the Pac-12 and he leads the team with 7 games with 3+ RBIs.

Gage Workman has come on strong in recent weeks, a tear that see him with the **team's longest hitting streak at seven games** entering the weekend and hits in nine of his last 11. In Pac-12 only games, Workman has a .355 average - the best total on the squad and the 10th-best average among all Pac-12 players in league-only games. His .468 on-base percentage is sixth in Pac-12 games while his .605 slugging percentage in Pac-12 games is 10th in the league and second on the team.

2019 @ASU BASEBALL Schedule

Date	Opponent	Time/Score
15-Feb	Notre Dame^	W, 10-1
16-Feb	Notre Dame^	W, 20-7
17-Feb	Notre Dame^	W, 16-5
20-Feb	San Diego^	W, 12-2
23-Feb	UC Davis^	W, 3-2
23-Feb	UC Davis^	W, 13-3
24-Feb	UC Davis^	W, 17-2
26-Feb	Pepperdine^	W, 4-3
1-Mar	Michigan State^	W, 8-0
2-Mar	Michigan State^	W, 8-5 (11)
3-Mar	Michigan State^	W, 13-2
5-Mar	at Fullerton	W, 6-4
6-Mar	at Fullerton	CANCELLED
8-Mar	Xavier^	W, 12-0
9-Mar	Xavier^	W, 8-3
10-Mar	Xavier^	W, 11-6
13-Mar	New Mexico State^	W, 7-3
15-Mar	Washington State^	W, 6-0
16-Mar	Washington State^#	W, 8-7
17-Mar	Washington State^#	W, 6-5
20-Mar	Cal Baptist^	W, 15-9
22-Mar	at Oregon*	W, 12-2
23-Mar	at Oregon*	L, 4-5 (12)
24-Mar	at Oregon*	W, 7-2
29-Mar	Arizona^#	W, 8-2
30-Mar	Arizona^#	W, 8-3
31-Mar	Arizona^#	W, 17-16
2-Apr	Long Beach State^	L, 9-14
5-Apr	at USC*	L, 10-6
6-Apr	at USC*	L, 3-7
7-Apr	at USC*	W, 11-8
9-Apr	at UNLV	L, 9-10
12-Apr	Oregon State^	W, 4-1
13-Apr	Oregon State^	L, 4-6
14-Apr	Oregon State^	L, 3-4
16-Apr	Seattle^	W, 12-5
18-Apr	at Utah*	W, 11-6 (12)
19-Apr	at Utah*	W, 8-5
20-Apr	at Utah*	L, 3-6
23-Apr	UNLV^	W, 9-2
26-Apr	at Washington*	L, 6-10
27-Apr	at Washington*	L, 9-10 (12)
28-Apr	at Washington*	W, 11-6
3-May	UCLA^#	7:00 PM
4-May	UCLA^#	3:00 PM
5-May	UCLA^#	2:00 PM
7-May	at Arizona#	6:00 PM
10-May	at Nebraska	6:35 PM
11-May	at Nebraska	2:05 PM
12-May	at Nebraska	1:05 PM
17-May	at Cal^#	6:00 PM
18-May	at Cal^#	6:00 PM
19-May	at Cal^#	1:00 PM
23-May	Stanford^#	6:00 PM
24-May	Stanford^#	6:00 PM
25-May	Stanford^#	12:00 PM

All times local

* - Indicates a Pac-12 Conference game

- Indicates a Pac-12 Network Game

^ - Indicates a Pac-12 Live Stream Game

PROJECTED STARTERS

ASU	ERA	W-L	IP	SO	BB	Opp. Avg.
RHP Alec Marsh	3.03	8-2	71.1	62	26	.236
RHP Boyd Vander Kooi	5.43	4-1	63.0	54	30	.293
TBD						

UCLA	ERA	W-L	IP	SO	BB	Opp. Avg.
RHP Ryan Garcia	1.10	5-0	49.0	69	15	.146
RHP Jack Ralston	2.86	7-0	63.0	59	25	.223
RHP Jesse Bergin	3.02	5-0	56.2	65	20	.202

Five-Time NCAA Champions (1965, 1967, 1969, 1977, 1981) | 22 College World Series Appearances | 21 Conference Championships

125 All-Americans | 14 National Players of the Year | 11 College Baseball Hall of Fame Members

437 Major League Baseball Draft Picks | 110 Major Leaguers | 49 Major League Baseball First-Round Draft Picks

TWITTER: @ASU_BASEBALL

INSTAGRAM: @ASU_BASEBALL

FACEBOOK: SUNDEVILBASEBALL

GENERAL INFORMATION

Location	Tempe, Ariz.
Founded	1885
Enrollment	103,410
Nickname	Sun Devils
School Colors	Maroon and Gold
Home Field	Phoenix Municipal Stadium
Capacity	6,522
Packard Dimensions	Lines: 333 (LF) 334 (RF) CF: 395
Surface	Grass
Affiliation	NCAA Div. I
Conference	Pac-12
President	Dr. Michael Crow
VP of Athletics	Ray Anderson
Athletic Dept. Phone	(480) 965-3482
Ticket Office Phone	(480) 727-0000
Athletics Department Address	Carson Student-Athlete Center
.....	500 East Veteran's Way
.....	P.O. Box 872505
.....	Tempe, AZ 85287-2505

PROGRAM HISTORY

First Year of Baseball	1907 (7-2)
Start of NCAA Baseball	1959 (28-18-1)
All-Time Record	2890-1455-8 (.664)*
National Championships	5 ('65, '67, '69, '77, '81)
Years in CWS/Last	22 (2010)*
All-Time CWS Record	61-38 (.616)*
NCAA Appearances/Last	39 (2016)*
NCAA Tournament Record	169-78 (.687)*
Best Record All-time	64-6 (.914) - 1972
Last All-Americans	2018 (2)
.....	Spencer Torkelson (Consensus)
.....	Gage Canning (CBN, Baseball America)

*- ASU vacated 44 wins, the Pac-10 title and the College World Series appearance from 2007. Records do not reflect the vacations.

COACHING STAFF

Head Coach	Tracy Smith (5th/23rd overall)
Alma Mater	Miami (Ohio) (1989)
Record at ASU (Years)	151-120 (5)
Career Division I (Years)	752-577-1 (22)
Assistant Coach	Ben Greenspan (5th year)
Assistant Coach	Mike Cather (2nd Year)
Volunteer Assistant Coach	Michael Earley (3rd year)
Video Coordinator	Abe Ruiz (4th year)
Dir. of Operations	Daniel Stolper (2nd year)
Strength & Conditioning	Jason Robbins (5th year)
Dir. of Community Relations	Armando Flores (12th year)

SPORTS INFORMATION

Baseball Contact	Jeremy Hawkes
Office	480-965-9544
Cell	520-403-0121
E-Mail	jdhawkes@asu.edu
Director of Sports Information	Doug Tammaro
Email	tammaro@asu.edu

MEDIA INFORMATION

Credentials

All credential requests should be sent via email to Jeremy Hawkes (jdhawkes@asu.edu).

Interview Policy

Arizona State will typically host weekly media availability every Tuesday at Phoenix Municipal Stadium prior to practice at approximately 1 p.m. On weeks of a Tuesday midweek game at home, the Tuesday postgame press conference will serve as the week's availability. Media planning to attend must contact Jeremy Hawkes (520-403-0121/jdhawkes@asu.edu) ahead of time and inform him of their plans. Throughout the season's schedule, ASU will host postgame interviews in the Omaha Room located in the home locker room following coach's postgame talk with the team. Media members should request players at the beginning of the ninth inning. Please contact Jeremy Hawkes or a member of the media relations staff in the press box to coordinate those interviews. Media members who wish to schedule an interview outside of practice must contact Jeremy Hawkes.

Photography/Videography

Accommodations for B-Roll purposes at practice can be made through Jeremy Hawkes (jdhawkes@asu.edu). During games, credentials must be worn in plain view throughout the game while on the field and all photographers must adhere to painted lines and instructions given by security personnel and/or Arizona State staff members at all times. Shooting areas are designated camera wells on the far side of both the visitor's and home team's dugouts. At no point during game action should a member of the media be on the field of play. Contact Jeremy Hawkes for any details regarding shooting game action.

Media Highlights Policy

Highlights include Pac-12 Networks/ESPN/FOX broadcasts and all home hosted non-televised competitions, including those that are live streamed. ESPN networks (i.e., ESPN, ESPN2, ESPNU) will also televise all NCAA College World Series games from Saturday, June 17, through Wednesday, June 28. No other broadcast network or Internet entity, other than ESPN, may air these games, nor show highlights of these games until the ESPN broadcast is off the air. Broadcast networks / television stations may use up to three (3) minutes (per newscast) of video footage from any one game or five (5) minutes total of video footage from all games played on that particular day of competition for up to 72 hours following the game / broadcast. No media entity (commercial or noncommercial) is allowed to display any game video on its website. If a commercial broadcast entity wishes to license video footage beyond the previously described time period (72 hours), all requests to obtain clips or copies of NCAA championships / events (e.g., game / program records, melt / highlight tapes) need to go through the NCAA / T3 Media online footage request system, which can be found at the following website: <http://www.t3licensing.com/video/home/ncaa.do>.

2019 Media Coverage

The vast majority the Sun Devils' 34 home games will be available to fans via the Pac-12 Network or the Pac-12 Live Stream online and a total of 15 games overall are scheduled to be televised live through the Pac-12 Networks.

The Sun Devil Sports Radio Network is scheduled to broadcast 32 Sun Devil Baseball games this season between NBC Sports Radio AM 1060. Fans can listen to the broadcasts on the radio or via the TuneIn app on thesundevils.com. Links to the streaming audio can be found on the online baseball schedule.

Tim Healey is set to serve his 21st season as the "Voice of the Sun Devils" on baseball broadcasts and will be joined for the third-straight season by color analyst Max Rossiter, who was an all-conference catcher for the Devils from 2012-13.

Head Coach Tracy Smith's weekly radio show, "Dugout Chatter," will debut in March on NBC Sports Radio AM 1060. The 30-minute show will run mainly on Wednesday's at 7 p.m. for nine weeks and is hosted by the Tim Healey.

2019 Sun Devil Baseball

GAME NOTES/ROSTERS

PHOENIX -- The No. 16 Sun Devil Baseball team returns home for a key Pac-12 series against the nation's top-ranked team in UCLA, beginning Friday at Phoenix Municipal Stadium. Friday's contest will get underway at 7 p.m. AZT followed by a pair of afternoon tilts on Saturday at 3 p.m. and Sunday at 2 p.m. Each game this weekend will be carried on the Pac-12 Network.

Since 1995, the Sun Devils have played the No. 1 team in the country 21 times, going 6-15 in those contests. It will mark the first that ASU has played a three-game series against a Pac-12 opponent ranked No. 1 in the nation since 2001, when ASU dropped two out of three against Stanford. It's the first time a opponent has come to Phoenix ranked No. 1 in the country since TCU in 2015.

Follow the Action

- The three-game series will be broadcast live by the Pac-12 Network this weekend. Roxy Bernstein will be on the call alongside analyst Ben Francisco
- Each game will also be available over the airwaves this weekend on NBC Sports Radio 1060 AM KDUS on with the Voice of the Sun Devils, Tim Healey, alongside analyst Max Rossiter.
- Fans are encouraged to follow along in-game content throughout the weekend on the Sun Devil Baseball account (@ASU_Baseball).

A Hot Start

- The Sun Devils were the last undefeated team in the country, starting out the season 21-0 and matching the second best start in program history (1961). Only the 2010 team that started 24-0 had a better start to the year.
- ASU's .532 team slugging percentage is second in the NCAA. The Sun Devils are fourth nationally in runs (377), second in scoring (9.0), fifth in batting average (.318) and 12th in the nation in on-base percentage (.409).
- ASU has hit 69 home runs this season, good for fourth in the nation and far surpassing its 2018 TOTAL of 50 home runs.
- The Sun Devils have scored double digit runs in 16 of the team's 42 games this season. For perspective, ASU scored double digit runs just 8 times in 55 games last season.
- After consecutive seasons ranked 184th or worse in fielding percentage and consistently in the bottom of the Pac-12, ASU has posted a respectable .975 fielding percentage this season that is 57th in the country and fifth in the league.
- The Sun Devil defense has turned 47 double plays this season, good for fifth in the country this season and eight more than any other team in the Pac-12.

Fear the Tork

- All-American and 2019 Midseason Golden Spikes Award candidate Spencer Torkelson has multiple hits in 40 of his 97 career starts (.412).
- The sophomore had a career-long 22-game hitting streak ended against Utah. It was the longest hitting streak by any Sun Devil since Riccio Torrez had a 26-game streak back in 2010 and is tied for the second longest streak by a player this year.
- In only four games this season has Torkelson not registered a hit and in only 18 of his 97 career games has that happened as he has registered at least one hit in 81.4 percent of his appearances as a Sun Devil.
- Torkelson is 15th nationally and second in the Pac-12 with 15 home runs this season. Those 15 give him 40 for his career and tied for seventh in school history. The school record is 56 home runs by Bob Horner from 1976-78.
- Torkelson is batting .354 on the season on 63-of-178 hitting with 15 home runs, 11 doubles and 50 RBIs.
- His 63 hits this season lead the Pac-12 and are 50th in the country while also third in the league with 50 RBIs - the 36th-best total in the country.
- Torkelson has multiple hits in a team-best 21 of ASU's games this season and at least one RBI in 27 of those (multiple RBIs in 14).
- In Pac-12 ONLY games, Torkelson is currently the league leader with 11 home runs. He has driven in 23 RBIs in league games, tied for third in the Pac-12, and record 30 hits - tied for fourth in league-only games
- Torkelson is tied for 9th in the Pac-12 with 11 doubles - one shy of his career high. He is 37th nationally and fifth in the Pac-12 in slugging percentage (.669) while proving to be a capable baserunner as his 50 runs are third in the Pac-12 and 37th nationally.

#TorksUp

- Torkelson is second on the team with runners in scoring positions, recording 23 hits on 56 chances (.411)
- He has been an extremely tough out to end the inning, extending the inning 21-of-52 times with two outs (.404) with a team-best 28 two-out RBI - 10 more than any other player on the roster.
- Hit or not, Torkelson consistently finds a way to successfully advance baserunners, doing so 58 times on 110 opportunities (.527).
- Defensively, Torkelson has also made impressive strides. He has posted just two errors this season (one coming while playing out of position in right field) on 357 chances (5th in the Pac-12). He leads the league in helping to turn 44 double plays this season - 11 more than any other player in the Pac-12 and a stat that shouldn't be overlooked given the amount of incredible picks and stretch-grabs he has made to help facilitate those double plays at first base.
- Torkelson led the country in 2018 with 25 home runs - two more than any other player and just one shy of the NCAA freshman record while becoming first freshman in NCAA history to lead the nation in home runs.

NUMERICAL QUICK ROSTER

No.	Name	Pos.	Cl.	B/T
3	Montoya, Chaz	LHP	L/L	Jr.
4	Bishop, Hunter	OF	L/R	Jr.
5	Williams, Alike	INF	R/R	So.
6	Swift, Drew	INF	R/R	So.
8	Marsh, Alec	RHP	R/R	Jr.
9	Ferri, Sam	C	R/R	R-So.
10	Garcia, Dusty	OF	L/R	Fr.
11	Dabovich, RJ	RHP	R/R	So.
12	Levine, Will	RHP	R/R	Fr.
14	Workman, Gage	INF	S/R	So.
15	Tolman, Erik	LHP	L/L	Fr.
17	Denson, Myles	OF	R/R	Jr.
18	Hauver, Trevor	OF	L/R	So.
19	Vander Kooi, Boyd	RHP	R/R	So.
20	Torkelson, Spencer	INF	R/R	So.
21	Aldrete, Carter	INF	R/R	Jr.
22	Davis, Colby	RHP	R/R	So.
24	Burzell, Blake	RHP	R/R	Fr.
26	Romero, Sam	RHP	R/R	Sr.
27	Lin, Lyle	C	R/R	Jr.
28	Austin, Cole	INF	R/R	R-Jr.
29	La Flam, Luke	RHP	R/R	Fr.
30	Corrigan, Brady	RHP	R/R	So.
31	Lidd, Marc	INF/RHP	R/R	Fr.
35	Cacchione, Dom	RHP	R/R	Fr.
38	Ramos, Keolu	C	R/R	Jr.
40	Cheema, Nick	C	R/R	Jr.

ALPHABETICAL QUICK ROSTER

No.	Name	Pos.	B/T	Cl.
21	Aldrete, Carter	INF	R/R	Jr.
28	Austin, Cole	INF	R/R	R-Jr.
4	Bishop, Hunter	OF	L/R	Jr.
24	Burzell, Blake	RHP	R/R	Fr.
35	Cacchione, Dom	RHP	R/R	Fr.
40	Cheema, Nick	C	R/R	Jr.
30	Corrigan, Brady	RHP	R/R	So.
11	Dabovich, RJ	RHP	R/R	So.
22	Davis, Colby	RHP	R/R	So.
17	Denson, Myles	OF	R/R	Jr.
9	Ferri, Sam	C	R/R	R-So.
10	Garcia, Dusty	OF	L/R	Fr.
18	Hauver, Trevor	OF	L/R	So.
29	La Flam, Luke	RHP	R/R	Fr.
12	Levine, Will	RHP	R/R	Fr.
31	Lidd, Marc	INF/RHP	R/R	Fr.
27	Lin, Lyle	C	R/R	Jr.
8	Marsh, Alec	RHP	R/R	Jr.
3	Montoya, Chaz	LHP	L/L	Jr.
38	Ramos, Keolu	C	R/R	Jr.
26	Romero, Sam	RHP	R/R	Sr.
6	Swift, Drew	INF	R/R	So.
15	Tolman, Erik	LHP	L/L	Fr.
20	Torkelson, Spencer	INF	R/R	So.
19	Vander Kooi, Boyd	RHP	R/R	So.
5	Williams, Alike	INF	R/R	So.
14	Workman, Gage	INF	S/R	So.

2018 Sun Devil Baseball

GAME NOTES

- Torkelson was a unanimous All-American, as every major baseball media outlet in the nation rewarded the freshman with at least one All-America accolade (Collegiate Baseball Newspaper, Baseball America, NCBWA, and Perfect Game)....Honored with Perfect Game's National Freshman of the Year award.
- Named a Golden Spikes Award Semifinalist, an award honoring the best player in college baseball.
- National Collegiate Baseball Writers of America named him as a third-team All-America selection; Earned third-team recognition from Perfect Game; Placed on the Perfect Game Freshman All-America First Team; Named by Collegiate Baseball Newspaper as the National Co-Freshman of the Year and the NCBWA as the National Freshman Hitter of the Year.

Hunting Party

- Hunter Bishop was named Perfect Game and D1Baseball's Midseason Player of the Year during the first week of April and was also tabbed as the NCBWA National Player of the Month for the Month of March.
- Bishop has also been named the 2019 Midseason Golden Spikes Award Watch List
- Bishop is fifth in the nation with 18 home runs this season - two more than any other player in the Pac-12. For perspective, Bishop had just 10 career home runs before entering his junior season.
- He is the third in the nation in slugging percentage (.815) while leading the Pac-12 and 10th nationally in runs scored (55). Those 55 runs are four more than any player in the Pac-12 (teammate Trevor Hauver is second with 51).
- His 137 total bases are 18 more than any other player in the Pac-12 (teammate Spencer Torkelson has 119) and good for third in the nation.
- Bishop's 51 RBIs this season are second in the Pac-12 and are 31st nationally, while his .369 average is sixth in the league.
- His 13 doubles are fourth in the Pac-12 while his four triples are tied for second.
- Bishop's .498 on-base percentage is fourth in the league and 26th in the country. He has drawn a team-best 37 walks - fourth in the Pac-12.
- He had an active 44-game reached base streak dating back to last season ended during the Washington series, which was the fourth-longest active reached base streak in the NCAA this season.
- Bishop leads the team in advancing teammates 61 times on 107 chances (.570).
- He leads the team with 14 multi-RBI games and is second on the squad with 19 multi-hit games.
- His 51 RBIs already eclipse his previous career best of 26 while his 55 runs scored are 25 more than his previous career best of 27.
- The junior was named the Pac-12 Player of the Week three times in the month of March.

Marshing to the Beat

- Alec Marsh was named a Midseason First Team All-American by Perfect Game on April 4 and was also named to USA Baseball's Golden Spikes Award Midseason Watch List.
- Marsh was added to the Collegiate Baseball Hall of Fame's Watch List for the National Pitcher of the Year on April 17.
- Marsh has allowed three earned runs or fewer in 27 of his last 30 appearances dating back to his freshman season.
- Dating back to last season, Marsh has a posted a quality start in 13 of his 19 starts since assuming the mantle of Mr. Friday Night midway through the 2018 campaign.
- Marsh is tied for fifth in the nation with eight victories this season, currently posting an 8-2 record.
- His 3.03 ERA is currently 12th in the Pac-12 while his 62 strikeouts sit 7th in the league.
- Marsh leads Pac-12 pitchers and is 23rd nationally with 71.1 innings pitched this season.
- The junior is not hesitant about pounding the strike zone, throwing a strike on 62.5 percent of his pitches while falling into 2-0 counts just 37 times on 292 batters faced on the year (.127).
- Marsh dominates when getting ahead of the count, holding batters to 2-23 hitting (.087) on 0-2 counts and 8-of-46 hitting (.174) on 1-2 counts with 31 combined strikeouts between the two. 2-2 counts have also been deadly when facing Marsh this season, with opponents going 4-for-37 (.108) with 21 strikeouts.
- Marsh is responsible for one ASU's two complete game this season, a masterful three-hit effort as he shut down third-ranked Oregon State to the tune of a 4-1 victory.
- Marsh struck out 10 batters on Opening Night, the first time an ASU player had

reached double digits in a game since Seth Martinez in March of 2016. Marsh also became the first Sun Devil in at least 20 years to throw 10 strikeouts on Opening Night. Since at least 1998 (as far back as readily accessible records go), no Sun Devil had struck out more than eight batters on Opening Night until Marsh's performance.

#LINSANITY

- Lyle Lin has embraced his new role as the team's designated hitter this season, currently 8th in the Pac-12 with 41 RBIs this year.
- Lin's 41 RBIs are an incredible tally considering the junior had just 18 RBIs total during the 2018 season, despite starting every game. He has multiple RBIs in 9 games.
- Lin is 13-for-18 this season in bringing runners from third home with less than two outs, a notable area of struggle for the junior was just 2-for-12 in the category last season despite starting every game in the middle of the lineup. The 13 RBIs in that spot this year are three more than any other Sun Devil.
- Lin has advanced baserunners 55 times on 95 chances (.579) - the second-highest total on the team by average.
- His knack for getting the ball into play has paid its due, as he's reached base a team-best eight times on opponent errors this season - three more than any other Sun Devil. He has advanced a runner with an out 21 times - also good for the team lead.
- Lin recorded the game-winning RBI (the RBI that put ASU ahead for the remainder of the game) in all three of ASU's games against UC Davis.
- Lin became the first Sun Devil since 2014 to hit a grand slam with his round-tripper in the second game of the UC Davis series.

Put Me In, Coach

- The consummate team player, fans have seen Carter Aldrete all over the diamond this season. Aldrete has seen time in right field, second base, third base and on the mound.
- Aldrete is currently just outside the Top-10 in the Pac-12 with 37 RBIs this season. Of those 37 RBIs, 18 have come with two outs - second on the team
- Has five home runs on the season, good for a career-high.
- Has been much more efficient with runners on the basepath this season, batting .344 (31-of-90) with runners in front of him compared to just .219 (16-of-73) with the bases empty. He has 21 hits with runners in scoring position, the second-highest total on the team - batting .344 in the scenario.
- In Pac-12-only games, Aldrete is tied for the league lead in doubles with eight. He has a career-best 12 on the season - tied for sixth in the league.

Just Like He Drew It Up

- Despite missing three weeks to injury, Drew Swift returned to the lineup and continued to show he is one of ASU's most improved hitters.
- He has nine doubles this season - already a career-best - and a triple for 10 extra-base hits on the season despite missing several weeks to injury. He had just two extra-base hits on the season.
- Swift has been a part of 26 double plays this season, despite the time missed, and tied for fifth in the Pac-12 in the category.
- Became the first Sun Devil since Jake Peevyhouse in 2014 to have three doubles in a game, doing so against San Diego.
- He has been highly productive out of the nine-hole this season, turning things back to the top of the order at a high clip with his .400 on-base percentage despite batting .286 and has hits in 10 of his last 13 games (multiple in four of those) as he has brought his batting average up closer the .300 mark after dipping into the .260 range in mid-April.

Alika Like That

- Alika Williams has quietly continued to put up impressive numbers as a sophomore, embracing his role as a cleanup hitter with a .354 batting average with 42 RBIs - already a career high in the category. He had just 20 total RBIs last season.
- The 42 RBIs are good for sixth in the Pac-12. When he does get RBIs, he tends to get a lot of them. He has 12 multi-RBI games this season and is tied for the team lead with seven games with three or more RBIs.
- Williams has homered three times this year and recorded 10 doubles and three triples. He is slugging .513 on the season - over 100 points higher than his freshman total of .333. With 16 extra-base hits on the year, he has far surpassed his freshman total of nine.
- The sophomore's 10 doubles are already a career high and currently tied for just outside the Top-10 in the Pac-12
- Williams is currently 10th in the Pac-12 with a .450 on-base percentage.
- The sophomore been incredible when falling behind in counts this season,

posting a .432 average (16-of-37) when facing 1-2 counts. Of his 56 hits on the year, 34 have come when falling behind in the count.

- He is 29-of-75 (.386) on two-strike hitting on the year - striking out a team-low 20 times while walking 23 times, making him the only player on the team with more walks than strikeouts.
- His last six RBIs have come in 0-2 or 1-2 counts and 17 of his 42 RBIs (.405) have come when falling behind in counts.
- The sophomore has been incredible at advancing baserunners this season, easily leading the team with a .630 average with 58 advancements on 92 opportunities - 50 points higher than the next closest Sun Devil.
- Defensively Williams is currently third in the Pac-12 with 111 defensive assists this season.
- He has helped turn 27 double plays this season, which is good for 4th in the Pac-12 and a key part of ASU's 47 total double plays this year - a total that leads the Pac-12 and fifth nationally.
- Williams is 8th in the league in runs scored as well with 42 this season.

Putting in the Work

- Gage Workman has been one of the hottest players in the Sun Devil lineup of late, batting .338 with 32 runs scored, 30 RBIs and five home runs. He has hits in 9 of his last 11 games and multiple hits in six of those.
- After not having a home run in the first four weeks of the year, Workman erupted for three in the Washington State series.
- The sophomore has helped turn 15 double plays on the season and a key part of ASU's 47 total double plays this year - a total that leads the Pac-12 and 5th nationally.
- In Pac-12 only games, Workman has a .355 average - the best total on the squad and the 10th-best average among all Pac-12 players in league-only games. He has committed just one error in Pac-12 games - the lowest total among the team's infielders.
- In Pac-12 only games, Workman is tied for fifth in the league with 17 walks.
- His .468 on-base percentage is sixth in Pac-12 games and the best among all Sun Devils in the category. His .605 slugging percentage in Pac-12 games is 10th in the league and second on the team.
- Workman is tied for the team lead in games with three or more hits with six.

Trev Lightly and Carry a Big Stick

- Perhaps no player on the Sun Devil roster has shown as much improvement this season as sophomore Trevor Hauver.
- The leadoff man has a .350 batting average with a .450 on-base percentage this season - a total good for 10th in the Pac-12.
- Hauver has drawn 32 walks on the season - currently 8th in the Pac-12.
- Hauver has also showed plenty of pop in the bat, third on the team with 11 home runs this season - good for 5th in the Pac-12.
- Hauver's .350 average is just outside the Top-10 in the Pac-12 and he has been the top Sun Devil on the team with six games with three or more hits while third on the squad with 18 multi-hit games.
- He has been the top ASU player in games in several categories, posting a seven-RBI game, a five-hit game, a four-walk game and a two-home run game.
- He is the only player to record a five-hit game this season, doing so against Long Beach State.
- Hauver has scored 51 runs this season, second in the league and 27th nationally.
- As a leadoff batter in an inning, Hauver has reached base 30 times this season on 84 chances (.357).
- Hauver has been very productive for his teammates as well, successfully advancing runners 53 times on 92 chances (.576). Of ASU's day-to-day starters, Hauver's 22 runners left stranded this season are the fewest on the team.
- Hauver has a case for being ASU's most clutch batter late in games this season. In innings 7-9, Hauver is batting .439 on 18-of-41 hitting with 13 RBIs and 13 runs, easily leading ASU in each of those categories in the late stages of games. Five of his 11 home runs have come in these latter stages of games.

Pay the Tolman

- Erik Tolman has been thrust into several crucial spots as a true freshman this season and responded best when the lights were on.
- Tolman is 3-0 with two saves this season and a team-best 2.03 ERA - which would be third in the Pac-12 with two more innings pitched to his credit.
- Tolman has struck out 37 batters and in 40.0 innings pitched.
- Opponent's .169 batting average against Tolman this season would be the second-lowest in the Pac-12 with two more innings.
- Tolman has allowed just seven extra-base hits this season - all doubles. With two more innings pitched, Tolman would qualify as the only pitcher in the Pac-12 this season to not allow a home run.

- Tolman is dominant when he has two strikes to his credit, holding opponents to 2-28 (.071) in 1-2 counts and 3-of-26 (.115) in 2-2 counts with 28 of his 37 strikeouts.
- With runners on the basepath, opponents are batting just 11-of-65 (.169) against Tolman on the season and he has been shutdown with two outs, limiting the opposition to 3-of-41 (.073) while stranding 39 baserunners.
- With runners in scoring position, opponents are just 6-of-39 (.154) with just eight RBIs.

All That Chaz

- Chaz Montoya has quickly developed a role as the team's stopper in several crucial scenarios this season.
- Montoya leads the squad with 23 appearances in 42 games, posting a 2.25 ERA in 20.0 innings pitched with 18 strikeouts.
- Montoya has inherited 27 runners this season, allowing just five of them to score.
- In his 23 appearances, Montoya has retired the first batter he has seen on 17 occasions.
- Montoya had a streak of 11 straight games not allowing a run ended in the series finale against Arizona.
- Montoya is 2-0 on the season with a team-high two saves as well.

The Brady Bunch

- Brady Corrigan has quickly asserted himself as one of ASU's go-to players out of the pen, appearing in 20 of ASU's 42 games this season.
- Corrigan has inherited a team-high 29 runners this season, allowing just four of them to score (.138).
- Corrigan has 48 strikeouts in 37.2 innings pitched - easily the best strikeout-to-inning ratio on the team.

Chicks Dig The Long Ball

- ASU's power numbers this season have been at another level with ASU posting 69 home runs through 35 games - a total that is currently fourth nationally.
- The Devils have three players with over 10 home runs in Hunter Bishop (18), Spencer Torkelson (16) and Trevor Hauver (11). It is the first time a Sun Devil roster has laid that claim since 2009 (Carlos Ramirez/19, Jason Kipnis/16, Kole Calhoun/12).
- That 2009 team knocked 75 home runs for the season, making this year's tally the most since then with at least three weeks left to play.
- ASU's 69 home runs have already set the Pac-12 record during the BBCOR era of bats (since 2011), surpassing Oregon State's 2018 mark of 67.
- ASU is hitting 1.64 home runs per game this season, a mark that would be the fourth-best of any team in the past nine years since the BBCOR batting standards were introduced.
- Ten different Sun Devils have gone yard this season, with eight of those doing so 3 or more times.
- ASU's 69 home runs are 12 more than any other team in the Pac-12 (Cal is second with 57).
- The Devils' .532 slugging percentage is nearly 50 points higher than any other program in the conference.
- ASU had 50 home runs last season in 55 games last season, a mark that the current roster surpassed by the midway point of 2019.

Pitching For Contact

- The Sun Devil pitching staff has done its part to put trust in the defense behind it, a trait of pitching to contact that has led to 47 double plays being turned on the season - a total that leads the Pac-12 and is fifth nationally.
- ASU's defense as done its part with a solid .975 fielding percentage that is fifth in the league.
- That trusting relationship has played a huge role in ASU escaping numerous jams this season. In total, ASU has stranded 376 opponents on the basepath this year - just a tick under nine stranded runners per game.

2018 Sun Devil Baseball

RANKINGS

COLLEGIATE BASEBALL MAGAZINE TOP 25

Rank	Team	Prev.
1.	UCLA (34-7)	1
2.	Vanderbilt (34-9)	5
3.	Stanford (31-7)	2
4.	Louisville (35-9)	7
5.	Oregon St. (31-10-1)	3
6.	Arkansas (34-11)	8
7.	Mississippi St. (36-9)	9
8.	U.C. Santa Barbara (32-7)	6
9.	Georgia (33-12)	4
10.	East Carolina (33-11)	11
11.	North Carolina (33-12)	12
12.	Arizona St. (32-10)	10
13.	Louisiana St. (29-16)	15
14.	Georgia Tech. (30-14)	17
15.	Baylor (30-12)	23
16.	Texas Tech. (29-13)	21
17.	Mississippi (30-15)	22
18.	U.C. Irvine (28-10)	19
19.	Texas A&M (30-15-1)	13
20.	N.C. State (33-12)	14
21.	Oklahoma St. (25-16)	16
22.	Michigan (31-11)	—
23.	Indiana (30-14)	24
24.	Miami, Fla. (31-14)	26
25.	Florida St. (28-15)	27

D1 BASEBALL TOP 25

Rank	Team	Prev.
1	UCLA	1
2	Stanford	3
3	Oregon State	2
4	Vanderbilt	5
5	Arkansas	8
6	Mississippi State	9
7	Louisville	7
8	Georgia Tech	11
9	Georgia	4
10	East Carolina	12
11	Texas Tech	18
12	LSU	13
13	Ole Miss	19
14	Texas A&M	6
15	North Carolina	16
16	Baylor	21
17	West Virginia	17
18	UC Santa Barbara	10
19	Indiana	23
20	NC State	14
21	Miami	24
22	Arizona State	15
23	Florida State	NR
24	Missouri	NR
25	UC Irvine	NR

USA TODAY COACHES TOP 25

Rank	Team	Prev.
1	UCLA	1
2	Vanderbilt	4
3	Stanford	3
4	Oregon State	2
5	Louisville	6
6	Arkansas	7
7	Mississippi State	8
8	Georgia	5
9	Georgia Tech	13
10	East Carolina	12
11	North Carolina	15
12	Texas Tech	17
13	UC Santa Barbara	9
14	Louisiana State	16
15	Mississippi	19
16	Arizona State	11
17	Texas A&M	10
18	Baylor	22
19	North Carolina State	14
20	West Virginia	20
21	Miami	24
22	Indiana	25
23	Tennessee	18
24	UC Irvine	NR
25	Florida State	NR
25	Missouri	NR

BASEBALL AMERICA TOP 25

Rank	Team	Prev.
1	UCLA	1
2	Stanford	2
3	Vanderbilt	5
4	Oregon State	4
5	Arkansas	6
6	Mississippi State	9
7	Louisville	7
8	Georgia	3
9	East Carolina	11
10	Georgia Tech	12
11	Texas Tech	15
12	Louisiana State	14
13	UC Santa Barbara	8
14	North Carolina	17
15	Texas A&M	10
16	Baylor	24
17	West Virginia	18
18	Mississippi	23
19	UC Irvine	19
20	Arizona State	13
21	North Carolina State	16
22	Indiana	25
23	Miami	NR
24	Missouri	NR
25	Brigham Young	NR

NCBWA TOP 25

Rank	Team	Prev.
1	UCLA	1
2	Stanford	2
2	Vanderbilt	4
4	Oregon State	3
5	Louisville	6
6	Arkansas	7
7	Mississippi State	10
8	East Carolina	11
9	Georgia	5
10	Texas Tech	17
11	North Carolina	12
12	Georgia Tech	16
13	UC Santa Barbara	8
14	LSU	14
15	Baylor	18
16	Ole Miss	19
17	Texas A&M	9
18	Arizona State	13
19	West Virginia	20
20	Miami	22
21	N.C. State	15
22	UC Irvine	24
23	Indiana	26
24	Tennessee	21
25	BYU	29

PERFECT GAME TOP 25

Rank	Team	Prev.
1	UCLA	1
2	Oregon State	2
3	Stanford	3
4	Vanderbilt	5
5	Arkansas	6
6	Mississippi State	11
7	Louisville	10
8	East Carolina	12
9	Louisiana State	9
10	UC Santa Barbara	7
11	Georgia Tech	16
12	Georgia	4
13	Texas Tech	15
14	North Carolina	14
15	Mississippi	17
16	Texas A&M	8
17	UC Irvine	21
18	West Virginia	22
19	Indiana	24
20	Baylor	NR
21	Arizona State	18
22	NC State	13
23	Miami	NR
24	Michigan	NR
25	Tennessee	20

2019 Sun Devil Baseball
Overall Statistics for Arizona State (as of May 02, 2019)
(All games Sorted by Batting avg)

Record: 12-10 Home: 25-3 Away: 7-7 Pac-12: 10-8

Player	avg	gms	ab	r	b	2b	3b	hr	rbi	bb	slg%	bb	lp	so	slg	slg%	2b	3b	hr	rbi	gms	a	r	b	2b	3b	hr	rbi
Bishop,Hunter	.389	42-42	168	55	62	13	4	18	51	147	.815	37	8	41	4	.498	0	0	11-17	111	1	1	1	1	1	1	1	1
Williams,Aika	.354	42-42	158	47	56	10	3	3	42	81	.513	23	7	20	2	.450	3	2	7-10	60	111	5	1	1	1	1	1	
Torkelson,Spencer	.354	42-42	170	50	60	11	0	15	50	119	.659	35	3	32	2	.483	2	0	0-1	417	48	2	1	1	1	1	1	
Hauver,Trevor	.350	42-42	180	51	60	14	0	11	42	118	.611	32	3	41	0	.450	3	0	0-2	68	8	2	1	1	1	1	1	
Workman,Gage	.318	42-42	160	32	54	8	2	5	30	81	.508	26	1	45	1	.429	2	0	6-7	68	29	6	1	1	1	1	1	
Lin,Kyle	.292	41-41	161	31	47	5	0	5	41	71	.441	9	0	20	0	.322	4	1	0-0	110	5	8	8	1	1	1	1	
Aldrete,Carter	.288	41-41	160	29	47	12	0	5	37	74	.454	19	1	42	4	.358	4	0	0-0	77	47	8	1	1	1	1	1	
Swift,Drew	.286	42-42	112	35	32	9	1	0	17	43	.384	22	0	27	1	.400	1	4	1-1	161	98	7	1	1	1	1	1	
Ferni,Sam	.252	42-42	107	21	27	7	1	2	21	42	.393	5	2	20	1	.298	0	2	0-0	220	28	9	1	1	1	1	1	

Denson,Myles	.201	41-47	71	11	22	4	3	0	8	32	.408	9	0	14	1	.328	0	1	0-0	18	1	0	0	0	0	0	0	
Cheema,Nick	.206	4-6	7	0	2	0	0	0	0	2	.286	0	1	3	0	.325	0	0	0-0	8	1	0	0	0	0	0	0	
Tolman,Nick	.250	15-4	40	9	10	1	0	3	7	20	.500	4	1	0	1	.333	0	0	0-0	7	9	0	0	0	0	0	0	
Garcia,Dusty	.192	26-4	26	9	5	1	0	0	6	20	.231	6	0	13	0	.344	0	1	4-6	14	0	1	1	1	1	1	1	
Lidd,Marc	.182	16-6	11	1	2	0	0	1	1	5	.455	0	0	3	0	.182	0	0	0-0	7	2	1	1	1	1	1	1	
Dabovich,RJ	.000	1-1	1	0	0	0	0	0	0	0	.000	0	0	1	0	.000	0	0	0-0	0	5	0	0	0	0	0	0	
La Flam,Luke	.000	1-6	0	1	0	0	0	0	0	0	.000	0	0	0	0	.000	0	0	0-0	4	0	0	0	0	0	0	0	
Montoya,Chaz	.000	2-6	0	0	0	0	0	0	0	0	.000	1	0	0	0	.000	0	0	0-0	1	8	0	0	0	0	0	0	
Team	.418	42	1643	477	499	96	14	84	407	1054	.644	228	26	140	17	.418	24	11	29-41	1130	402	41	1	1	1	1	1	
Opponents	.254	42	1460	210	276	24	6	29	100	340	.377	196	46	196	29	.261	17	15	40-49	1096	504	60	1	1	1	1	1	

LOB Team (336), Opp (376). DPs turned Team (17), Opp (26). CI Team (0), Opp (1). IBB Team (14), Bishop,H 2, Torkelson,S 1, Workman,G 3, Opp (6). Picked off Bishop,H 1, Williams,A 1, Workman,G 1, Aldrete,C 1, Hauver,T 1.

(All games Sorted by Earned run avg)

Player	era	w	l	app	gs	cp	sho	sv	lp	b	r	ar	bb	so	2b	3b	hr	b/avg	wp	hp	bk	etc	etc	
Tolman,Nik	3.03	3	0	18	4	0	0/0	2	40.0	23	11	9	29	37	7	0	0	.169	0	8	0	1	1	
Romero,Sam	3.79	3	2	20	5	0	0/2	2	38.2	46	12	12	13	33	5	0	3	.293	5	4	1	2	0	
Marsh,Alec	3.03	8	2	12	11	1	0/2	0	71.1	61	28	24	26	62	16	1	7	.236	2	6	0	1	2	
Dabovich,RJ	4.15	5	0	9	8	0	0/0	1	59.0	38	23	18	18	34	8	1	4	.250	3	4	1	1	1	
Vander Kooi,Boyd	5.43	4	1	11	11	1	0/1	0	63.0	70	43	38	30	54	11	2	6	.293	8	6	0	3	8	
Corrigan,Brady	5.73	3	3	20	1	0	0/0	1	57.2	42	25	24	22	48	12	1	2	.276	1	6	0	2	1	

Montoya,Chaz	3.35	2	0	23	0	0	0/0	2	20.0	15	6	5	10	18	0	0	2	.211	1	1	0	1	0	
Levine,Will	5.11	0	0	8	0	0	0/1	0	12.1	14	8	7	10	10	0	1	0	.280	3	1	1	1	0	
Burzell,Blake	5.70	3	0	21	0	0	0/0	1	23.2	26	18	15	11	21	5	0	2	.271	3	6	1	1	1	
Cacchione,Dan	6.30	0	1	8	1	0	0/1	0	10.0	10	9	7	6	9	3	0	0	.256	1	3	0	2	0	
Lidd,Marc	6.57	1	0	6	0	0	0/0	0	12.1	9	9	9	8	7	0	0	1	.203	2	0	0	1	0	
La Flam,Luke	6.94	0	1	8	1	0	0/0	0	11.2	14	9	9	8	10	3	0	2	.304	1	1	1	0	1	
Aldrete,Carter	9.00	0	0	1	0	0	0/0	0	1.0	1	1	1	2	1	0	0	0	.250	0	0	0	0	0	
Davis,Coby	16.88	0	0	3	0	0	0/0	0	2.2	9	8	5	3	2	3	0	0	.529	0	0	0	1	0	
Team	4.38	32	10	42	42	2	3/3	5	383.1	378	210	183	156	346	73	6	25	.288	36	46	5	17	13	
Opponents	7.88	10	32	42	42	0	0/0	4	363.1	432	377	320	236	306	56	14	65	.316	51	25	6	15	11	

PB Team (10), Fern,S 7, Lin,L 2, Cheema,N 1, Opp (9). Pickoffs Team (3), Marsh,A 2, Fern,S 1, Opp (5). SBA/ATT Fern,S (27/33), Lin,L (13/14), Marsh,A (9/11), Corrigan,B (7/8), Vander Kooi (1/6), Dabovich,RJ (6/6), Burzell,B (4/5), Tolman,E (3/4), Romero,S (2/4), Montoya,C (2/2), La Flam,L (1/1), Davis,C (1/1), Levine,W (1/1).

2019 Sun Devil Baseball

HOME RUNS/DOUBLE PLAYS/PITCHING/TROPHY CASE

HOME RUN TRACKER (69)

Player (Season, No.)	Gm #	Date	Opponent	On Base	Inning	Outs	Count	Score	Final
Carter Aldrete (1)	2	Feb. 16	Notre Dame	5	5	2	2-1	9-5	W 20-7
Carter Aldrete (2)	3	Feb. 19	Notre Dame	2	6	2	2-2	14-5	W 20-7
Hunter Bishop (1)	4	Feb. 20	Notre Dame	2	6	2	2-2	0-0	W 16-9
Spencer Torkelson (1)	4	Feb. 20	San Diego	2	5	2	2-2	2-0	W 12-3
Hunter Bishop (2)	6	Feb. 23	UC Davis	2	4	2	2-1	8-2	W 13-3
Lyle Lin (1)	7	Feb. 24	UC Davis	2	4	2	2-1	13-0	W 17-3
Trevor Hauver (1)	8	Feb. 24	UC Davis	2	4	0	1-2	3-0	W 4-3
Lyle Lin (2)	8	Feb. 28	Pepperdine	2	2	1	2-0	0-0	W 4-3
Trevor Hauver (2)	9	Feb. 28	Pepperdine	2	2	1	2-0	0-0	W 4-3
Hunter Bishop (3)	9	March 1	Michigan State	2	3	1	3-0	0-0	W 8-0
Hunter Bishop (4)	10	March 1	Michigan State	2	0	1	2-2	2-0	W 8-0
Spencer Torkelson (2)	10	March 2	Michigan State	2	11	2	2-2	2-0	W 8-0
Trevor Hauver (3)	11	March 3	Michigan State	0	1	1	1-1	0-0	W 8-0
Hunter Bishop (5)	11	March 3	Michigan State	0	1	1	1-1	0-0	W 8-0
Carter Aldrete (3)	11	March 3	Michigan State	0	1	1	3-2	1-0	W 8-0
Trevor Hauver (4)	11	March 3	Michigan State	0	2	0	3-1	0-0	W 8-0
Aika Williams (1)	12	March 5	Cal State Fullerton	2	3	1	0-1	0-0	W 12-0
Hunter Bishop (5)	12	March 5	Cal State Fullerton	2	3	1	0-1	0-0	W 12-0
Lyle Lin (3)	13	March 8	Xavier	2	3	1	0-1	0-0	W 12-0
Carter Aldrete (4)	13	March 8	Xavier	0	5	0	1-1	10-0	W 33-0
Hunter Bishop (6)	13	March 8	Xavier	0	5	0	1-1	10-0	W 33-0
Marc Lidd (1)	14	March 9	Xavier	0	1	2	1-1	0-0	W 8-0
Hunter Bishop (7)	14	March 9	Xavier	0	1	2	1-1	0-0	W 8-0
Trevor Hauver (5)	14	March 9	Xavier	0	5	1	2-1	0-1	W 11-8
Hunter Bishop (8)	15	March 10	Xavier	0	5	1	2-1	0-1	W 11-8
Hunter Hauver (6)	16	March 13	New Mexico State	0	2	2	2-2	0-1	W 7-3
Hunter Bishop (9)	16	March 13	New Mexico State	0	2	2	2-2	0-1	W 7-3
Hunter Bishop (10)	16	March 13	New Mexico State	0	2	2	2-2	0-1	W 7-3
Gage Workman (1)	17	March 15	Washington State	0	2	1	2-1	0-0	W 7-0
Gage Workman (2)	17	March 15	Washington State	0	2	1	2-1	0-0	W 7-0
Spencer Torkelson (3)	18	March 16	Washington State	0	2	1	1-1	0-0	W 7-0
Gage Workman (3)	18	March 16	Washington State	1	2	1	2-0	1-0	W 8-7
Sam Fern (1)	18	March 16	Washington State	0	9	0	2-1	0-0	W 8-7
Hunter Bishop (11)	20	March 20	Cal Baptist	1	3	1	2-2	2-0	W 5-6
Hunter Bishop (12)	20	March 20	Cal Baptist	1	3	1	2-2	2-0	W 5-6
Hunter Bishop (13)	21	March 22	at Oregon	1	0	3	3-1	1-0	W 12-3
Spencer Torkelson (4)	21	March 22	at Oregon	1	0	3	3-1	1-0	W 12-3
Hunter Bishop (14)	21	March 22	at Oregon	1	0	3	3-1	1-0	W 12-3
Trevor Hauver (7)	23	March 24	at Oregon	0	8	0	1-0	0-0	W 8-3
Hunter Bishop (15)	23	March 24	at Oregon	0	8	0	1-0	0-0	W 8-3
Spencer Torkelson (5)	24	March 29	Arizona	0	7	2	3-1	4-2	W 8-3
Hunter Bishop (16)	24	March 30	Arizona	1	2	1	0-1	0-0	W 17-16
Spencer Torkelson (6)	25	March 31	Arizona	1	2	1	0-1	0-0	W 17-16
Aika Williams (2)	26	March 31	Arizona	1	2	1	0-1	0-0	W 17-16
Lyle Lin (4)	27	April 2	Arizona	2	2	0	2-0	11-11	W 19-6
Sam Fern (2)	27	April 2	Arizona	2	2	0	2-0	11-11	W 19-6
Trevor Hauver (8)	28	April 5	at USC	0	9	1	1-0	3-10	L 6-10
Spencer Torkelson (7)	28	April 5	at USC	0	9	1	1-0	3-10	L 6-10
Aika Williams (3)	29	April 6	at USC	0	9	1	1-0	3-10	L 6-10
Spencer Torkelson (8)	30	April 7	at USC	0	9	1	1-0	3-10	L 6-10
Spencer Torkelson (9)	31	April 9	at UNLV	0	5	0	3-2	4-2	W 11-8
Gage Workman (4)	31	April 9	at UNLV	0	5	0	3-2	4-2	W 11-8
Trevor Hauver (9)	33	April 9	#3 Oregon State	0	6	0	0-0	1-4	L 4-6
Spencer Torkelson (10)	33	April 9	#3 Oregon State	0	6	0	0-0	1-4	L 4-6
Hunter Bishop (17)	33	April 13	#3 Oregon State	0	6	0	2-1	3-4	L 4-6
Spencer Torkelson (11)	34	April 14	#3 Oregon State	0	6	1	1-2	0-4	L 3-4
Erik Tolman (1)	35	April 16	Seattle	0	4	2	0-1	0-2	W 12-3
Erik Tolman (2)	35	April 16	Seattle	0	4	2	0-1	0-2	W 12-3
Spencer Torkelson (12)	36	April 18	at Utah	1	12	2	1-2	9-4	W 11-6
Erik Tolman (3)	36	April 18	at Utah	1	12	2	1-2	9-4	W 11-6
Gage Workman (5)	39	April 23	UNLV	0	2	0	2-0	1-0	W 8-3
Spencer Torkelson (13)	39	April 23	UNLV	0	2	0	2-0	1-0	W 8-3
Spencer Torkelson (14)	40	April 25	at Washington	0	4	2	0-0	0-9	L 9-10
Spencer Torkelson (15)	41	April 27	at Washington	0	4	2	0-0	0-9	L 9-10
Lyle Lin (5)	41	April 27	at Washington	1	8	1	1-1	3-7	L 9-10
Trevor Hauver (10)	41	April 27	at Washington	0	4	2	0-0	0-9	L 9-10
Lyle Lin (6)	41	April 27	at Washington	0	4	2	0-0	0-9	L 9-10
Carter Aldrete (5)	42	April 28	at Washington	0	2	0	1-2	0-8	W 11-6
Hunter Bishop (18)	42	April 28	at Washington	0	2	0	1-2	0-8	W 11-6
Hunter Hauver (11)	42	April 28	at Washington	1	8	0	0-0	5-4	W 11-6

*Walk-Off

GO-AHEAD RBI/SCORE (RBI/Score responsible for the run to take a lead not relinquished)

Player	Gm #	Date	Opponent	Season #	Inning	Outs	Count	Result	Final
Sam Fern	1	Feb. 16	Notre Dame	1	5	2	3-2	RBI 2B	10-7
Gage Workman	3	Feb. 17	Notre Dame	1	1	1	1-1	2 RBI HR	16-5
Hunter Bishop	4	Feb. 20	San Diego	1	8	2	2-0	RBI 2B	12-3
Drew Swift	4	Feb. 20	San Diego	1	8	2	2-0	RBI 2B	12-3
Lyle Lin	6	Feb. 23	UC Davis	2	1	1	2-1	2 RBI 2B	13-3
Lyle Lin	7	Feb. 24	UC Davis	2	1	1	2-1	2 RBI 2B	13-3
Trevor Hauver	8	Feb. 24	UC Davis	2	1	1	2-1	2 RBI 2B	13-3
Hunter Bishop	9	March 1	Michigan State	2	3	1	3-0	RBI HR	8-0
Spencer Torkelson	10	March 2	Michigan State	2	11	2	2-2	RBI HR	8-0
Trevor Hauver	11	March 3	Michigan State	2	0	1	1-1	RBI HR	8-0
Sam Fern	12	March 5	at Cal State Fullerton	2	1	1	1-1	RBI 43	6-0
Hunter Bishop	13	March 8	Xavier	3	3	1	0-1	RBI HR	8-3
Spencer Torkelson	14	March 8	Xavier	3	3	1	0-1	RBI HR	8-3
Hunter Bishop	15	March 10	Xavier	3	3	1	0-1	RBI HR	8-3
Aika Williams	16	March 13	New Mexico State	1	2	2	2-2	RBI 1B	7-0
Gage Workman	17	March 15	Washington State	3	9	0	2-1	HR	8-7
Sam Fern	18	March 16	Washington State	3	9	0	2-1	HR	8-7
Aika Williams	19	March 17	Washington State	3	9	0	2-1	HR	8-7
Hunter Bishop	20	March 20	Cal Baptist	2	3	1	2-2	1 RBI 1B	9-0
Drew Swift	21	March 22	at Oregon	2	2	2	0-1	RBI 1B	12-2
Carter Aldrete	23	March 24	at Oregon	4	4	0	1-0	RBI HR	8-3
Spencer Torkelson	24	March 29	Arizona	5	5	1	1-0	2 RBI HR	8-3
Hunter Bishop	25	March 30	Arizona	5	5	1	1-0	2 RBI HR	8-3
Drew Swift	26	March 31	Arizona	5	5	1	1-0	2 RBI HR	8-3
Trevor Hauver	27	April 2	Arizona	5	5	1	1-0	2 RBI HR	8-3
Spencer Torkelson	30	April 7	#3 Oregon State	3	12	2	1-1	at RBI 1B	11-8
Aika Williams	31	April 9	Seattle	3	4	2	0-1	RBI 1B	12-3
Carter Aldrete	35	April 16	at Utah	4	6	2	2-2	2 RBI 2B	8-5
Spencer Torkelson	37	April 18	at Utah	4	6	2	2-2	2 RBI 2B	8-5
Aika Williams	39	April 23	UNLV	2	2	0	1-2	RBI 3B	11-6
Gage Workman	42	April 28	at Washington	2	2	0	1-2	RBI 3B	11-6

DOUBLE PLAYS (44)

Gm #	Date	Opponent	Pitcher	Scoring	Players	Inning	Outs	Score	Final
2	Feb. 16	Notre Dame	Vander Kooi	643 GDP	Williams-Swift-Torkelson	2	2	3-1	20-7
3	Feb. 19	Notre Dame	La Flam	643 GDP	Swift-Aldrete-Torkelson	9	0	20-7	20-7
4	Feb. 20	Notre Dame	Dabovich	643 GDP	Workman-Swift-Torkelson	8	1	0-0	16-9
5	Feb. 23	UC Davis	Marsh	463 GDP	Swift-Williams-Torkelson	6	1	12-2	12-2
6	Feb. 24	UC Davis	Marsh	463 GDP	Williams-Swift-Torkelson	6	1	0-0	12-2
7	Feb. 24	UC Davis	Dabovich	543 GDP	Williams-Swift-Torkelson	6	1	0-0	12-2
8	Feb. 24	UC Davis	Dabovich	543 GDP	Workman-Aldrete-Torkelson	6	1	16-1	17-2
9	March 1	Michigan State	Tolman	163 GDP	Dabovich-Workman-Torkelson	7	10	17-1	8-3
12	March 5	@ Fullerton	Romero	643 GDP	Williams-Aldrete-Torkelson	1	1	0-0	8-4
12	March 5	@ Fullerton	Romero	643 GDP	Williams-Aldrete-Torkelson	1	1	0-0	8-4
12	March 5	@ Fullerton	Corrigan	643 GDP	Williams-Aldrete-Torkelson	1	1	0-0	8-4
14	March 9	Xavier	Marsh	643 GDP	Williams-Aldrete-Torkelson	0	0	3-3	8-3
17	March 15	Washington St.	Marsh	433 GDP	Aldrete-Torkelson	0	0	9-0	9-0
17	March 15	Washington St.	Marsh	433 GDP	Workman-Torkelson	0	0	9-0	9-0
18	March 16	Washington St.	Romero	53 GDP	Workman-Torkelson	8	1	6-0	6-0
18	March 16	Washington St.	Vander Kooi	543 GDP	Workman-Aldrete-Torkelson	9	1	1-0	8-7
18	March 16	Washington St.	Vander Kooi	543 GDP	Aldrete-Williams	9	1	1-0	8-7
19	March 17	Washington St.	Montoya	433 GDP	Aldrete-Torkelson	9	1	7-2	8-7
21	March 22	@ Oregon	Dabovich	164 GDP	Williams-Swift	9	0	10-0	10-0
21	March 22	@ Oregon	Marsh	463 GDP	Swift-Williams-Torkelson	9	0	1-0	12-2
21	March 22	@ Oregon	Marsh	463 GDP	Workman-Swift-Torkelson	9	0	1-0	12-2
22	March 23	@ Oregon	Montoya	543 GDP	Workman-Swift-Torkelson	9	0	4-0	4-0
28	April 5	@ USC	Marsh	43 GDP	Swift-Torkelson	1	1	0-1	6-10
29	April 6	@ USC	Vander Kooi	536 GDP	Workman-Torkelson-Williams	1	0	0-0	3-7
31	April 9	@ UNLV	Tolman	123 GDP	Swift-Torkelson	1	0	0-0	9-10
31	April 9	@ UNLV	Lidd	653 GDP	Workman-Torkelson	0	0	9-4	9-10
33	April 13	#3 Oregon St.	Vander Kooi	463 GDP	Williams-Swift-Torkelson	0	0	1-4	4-6
33	April 13	#3 Oregon St.	Vander Kooi	463 GDP	Swift-Williams-Torkelson	0	0	1-4	4-6
33	April 13	#3 Oregon St.	Vander Kooi	463 GDP	Workman-Swift-Torkelson	0	0	1-4	4-6
35	April 16	Seattle	Montoya	463 GDP	Swift-Williams-Torkelson	6	1	9-5	12-5
35	April 16	Seattle	La Flam	543 GDP	Workman-Swift-Torkelson	6	1	12-5	12-5
36	April 18	at Utah	Marsh	53 GDP	Swift-Williams-Torkelson	3	1	0-0	11-6
37	April 19	at Utah	Vander Kooi	463 GDP	Williams-Torkelson	1	0	0-1	8-5
37	April 19	at Utah	Vander Kooi	463 GDP	Swift-Williams-Torkelson	1	0	0-1	8-5
37	April 19	at Utah	Vander Kooi	463 GDP	Swift-Williams-Torkelson	1	0	0-1	8-5
38	April 20	at Utah	Vander Kooi	463 GDP	Williams-Swift-Torkelson	0	0	0-0	8-5
38	April 20	at Utah	Levine	643 GDP	Williams-Swift-Torkelson	0	0	0-0	8-5
39	April 23	UNLV	Burzell	653 GDP	Workman-Torkelson	0	0	4-3	11-6
42	April 28	at Washington	Tolman	463 GDP	Williams-Swift-Torkelson	0	0	5-2	11-6
42	April 28	at Washington	Tolman	463 GDP	Swift-Williams-Torkelson	0	0	5-2	11-6
42	April 28	at Washington	Romero	63 GDP	Williams-Torkelson	0	0	9-5	11-6

2019 TROPHY CASE

Golden Spikes Award - Midseason Watch List

Hunter Bishop
Alec Marsh
Spencer Torkelson

College Baseball Foundation - National Pitcher of the Year

Alec Marsh - Midseason Watch List

D1Baseball

Hunter Bishop - Midseason Player of the Year; First Team All-American

Tracy Smith - Midseason Co-Coach of the

2019 Sun Devil Baseball

SERIES STATS AND INDIVIDUAL STREAKS

SERIES STATS

HITTING	W-L	AVG.	R	H	2B	3B	HR	RBI	BB	SO
NOTRE DAME	3-0	.387	46	43	8	0	3	41	22	20
UC DAVIS	3-0	.407	33	44	7	2	3	33	14	16
MICHIGAN STATE	3-0	.339	20	41	8	1	7	28	15	20
XAVIER	3-0	.340	31	35	5	0	7	28	19	18
WASHINGTON STATE	3-0	.327	20	34	4	1	5	18	7	22
OREGON	2-1	.314	23	38	11	0	4	21	14	32
ARIZONA	3-0	.282	33	29	8	0	6	26	29	23
USC	1-2	.292	20	31	6	0	4	20	16	18
OREGON STATE	1-2	.265	11	27	4	0	5	11	16	27
UTAH	2-1	.315	22	39	8	2	1	21	12	20
WASHINGTON	1-2	.270	26	34	8	2	8	23	15	41
MIDWEKS	7-2	.304	83	96	19	6	16	77	49	73

PITCHING	W-L	ERA	H	R	ER	BB	SO	SV	SCORE
NOTRE DAME	3-0	4.33	25	13	13	18	30	0	46-13
UC DAVIS	3-0	1.67	20	7	5	6	23	1	33-7
MICHIGAN STATE	3-0	1.55	20	7	5	8	30	1	29-7
XAVIER	3-0	1.67	20	9	5	13	27	0	31-9
WASHINGTON STATE	3-0	3.33	30	12	10	10	21	1	20-12
OREGON	2-1	3.07	20	10	10	21	27	1	23-10
ARIZONA	3-0	6.00	30	21	18	16	27	2	33-21
USC	1-2	8.28	41	25	23	11	12	1	20-25
OREGON STATE	1-2	3.67	24	11	11	15	28	0	11-11
UTAH	2-1	4.97	33	17	16	14	20	0	22-17
WASHINGTON	1-2	7.53	37	26	24	14	23	1	26-26
MIDWEKS	7-2	4.82	78	52	43	52	78	2	83-52

Multiple Hit Games	2	3	4	5+	Total	Multiple RBI Games	2	3	4	5+	Total
Torkelson, Spencer	18	2	1	-	21	Hishop, Hunter	6	5	2	1	14
Hishop, Hunter	15	2	2	-	19	Torkelson, Spencer	8	3	3	-	14
Hauver, Trevor	12	4	1	1	18	Williams, Aika	5	6	1	-	12
Workman, Gage	10	5	1		16	Hauver, Trevor	7	3		1	11
Williams, Aika	11	1	2		14	Lin, Lyle	6	1	2	1	10
Lin, Lyle	7	6			13	Aldrete, Carter	6	2		1	9
Aldrete, Carter	5	4	1		10	Workman, Gage	5		1		6
Swill, Drew	5	3			8	Fern, Sam	5	1			6
Fern, Sam	7				7	Swill, Drew	5	1			6
Denson, Myles	2	3			5	Tolman, Erik			1		1
Tolman, Erik		2			2	Denson, Myles		1			1
TEAM	82	32	0	1	133	TEAM	53	23	10	4	90

Hitting Streaks	Longest	Current	Reached Base Streaks	Longest	Current
Torkelson, Spencer	22	4	Hishop, Hunter	38	2
Williams, Aika	16	1	Torkelson, Spencer	29	4
Hishop, Hunter	13	2	Williams, Aika	28	1
Hauver, Trevor	11	7	Workman, Gage	18	11
Workman, Gage	8	7	Hauver, Trevor	15	13
Denson, Myles	7		Aldrete, Carter	11	3
Swill, Drew	6		Swill, Drew	10	7
Aldrete, Carter	6	2	Denson, Myles	8	
Lin, Lyle	5	3	Fern, Sam	6	1
Tolman, Erik	4		Lin, Lyle	6	3
Fern, Sam	3	1	Tolman, Erik	4	
Cheema, Nick	1	1	Garcia, Dusty	3	
Lidd, Marc	1		Cheema, Nick	2	2
Garcia, Dusty	1		Lidd, Marc	1	
			Montoya, Chaz	1	1

2019 Sun Devil Baseball

#SUNDEVILPRIDE

Regular Season Success (entering 2019 season)

- ASU has the highest winning percentage among all Pac-12 schools and the fifth-highest winning percentage among all NCAA schools at .663 (2859-1445-8) behind Texas, Florida State, Miami (FL) and Oklahoma State.
- ASU's 2,859 wins are seventh among all NCAA schools.
- ASU has finished the season nationally ranked in 45 seasons, including 27 times in the top 10, 22 in the top 5 and five No. 1
- ASU has 30 40-win seasons, 18 50-win seasons and four 60-win seasons

Postseason Success

- 39 NCAA postseason appearances, sixth most in NCAA history, 32 NCAA Regional appearances and 19 Regional titles
- 22 CWS appearances are fourth in NCAA history (Miami (FL))
- 61 CWS wins are both the third-most in NCAA history (Texas, USC)
- 10 CWS final appearances, third most in NCAA history behind USC and Texas (five National Championships, five runner-ups)

Pacing The Pac-12 In All-Conference Selections

ASU leads the Pac-12 with 37 First Team All-Conference selections since 2010

A Tradition Of USA Collegiate Baseball

ASU has had 34 players on the USA Baseball Collegiate National Team with Spencer Torkelson (2018) being the most recent member, which is the third-most among all NCAA schools behind USC (53) and Stanford (40). A Sun Devil has been represented on the Collegiate National Team in 26 different seasons, which is third-most behind Stanford and Cal State Fullerton (27). Sun Devils Ryan Burr, Casey Myers and Dustin Pedroia are the only three Devils to make the team in two separate seasons.

Alone At The Top

ASU's 11 College Baseball Hall of Famers are the most from any single school in college baseball.

ASU's National College Baseball Hall of Famers

Joe Arnold (ASU: 1968; HOF: 2015)
Sal Bando (ASU: 194-65 HOF: 2013)
Eddie Bane (ASU: 1971-73; HOF: 2008)
Floyd Bannister (ASU: 1974-76; HOF: 2008)
Alan Bannister (ASU: 1970-72; HOF: 2010)
Jim Brock (ASU: 1972-94; HOF: 2007)
Bob Horner (ASU: 1976-78; HOF: 2006)
Mike Kelly (ASU: 1989-91; HOF 2015)
Oddibe McDowell (ASU: 1983-84; HOF: 2011)
Rick Monday (ASU: 1965; HOF: 2016)
Bobby Winkles (ASU: 1959-71; HOF: 2006)

National College Baseball Hall of Famers by School

Arizona State - 11
Texas - 10
Wichita State - 5
Louisiana State - 4
Miami - 4
Michigan - 4
Oklahoma State - 4
USC - 4

Success Against The Pac-12 Since 2000

- ASU is 17-2 in series' against Washington State with 7 sweeps
- ASU is 12-7 in series' against UCLA with 3 sweeps
- ASU is 11-9 in series' against USC with 3 sweeps
- ASU is 12-7 in series' against Cal with 5 sweeps
- ASU is 11-9 in series' against Washington with 5 sweeps
- ASU is 13-6 in series' against UA with 3 sweeps
- ASU is 10-10 in series' against Oregon State with 4 sweeps
- ASU is 9-2 in series' against Oregon with 3 sweeps
- ASU is 6-1 in series' against Utah with 4 sweeps

The only school in the league with an advantage over ASU since 2000 is Stanford. The Devils are 8-11 in series vs. the Cardinal in that span (ASU: 5 sweeps / Stanford: 2)

ASU has played 174 Pac-10/12 conference series since 2000 and has won or swept 109 of those series (including 42 sweeps), which equates to 62.6 percent. Conversely, ASU has only been swept 9 times in that span.

All-Time Records*

All-time record: 2890-1455-8
All-time conference: 864-528
Ranked opponents (Since 2010): 76-76
25 wins over top-10 teams, including two road series wins over top-5 teams
Season openers: 47-13-1
Doubleheaders: 492-145
Conference openers: 31-26 all-time
(3-5 in Pac-12, 17-14 in Pac-10, 10-7 in WAC)
Postseason: 169-78
Regionals/Supers: 84-30/11-7
College World Series: 61-38

**44 victories, Pac-10 championship, postseason appearance and College World Series berth in 2007 later vacated due to NCAA sanctions. Records do not reflect vacations.*

Feeling the Draft

10 members of the 2018 squad have had their name called during the MLB draft but have chosen to continue their academic and athletic pursuits at ASU.

Player	Round	Team	Year
Lyle Lin	16th	Mariners	2016
	29th	Astros	2018
Hunter Bishop	24th	Padres	2016
Carter Aldrete	37th	Red Sox	2016
Sam Ferri	38th	Yankees	2016
Gage Workman	14th	Brewers	2017
Colby Davis	23rd	Yankees	2017
Alika Williams	32nd	Yankees	2017
Boyd Vander Kooi	36th	Diamondbacks	2017
Trevor Hauver	37th	Royals	2017
RJ Dabovich	18th	Royals	2018

MLB Devils

There are currently 11 former Sun Devils on Opening Day rosters this season.

Kole Calhoun	Angels
Ian Kinsler	Padres
Dustin Pedroia	Red Sox*
Trevor Williams	Pirates
Austin Barnes	Dodgers
Mike Leake	Mariners
Eric Sogard	Blue Jays
Tony Barnette	Cubs^
Jason Kipnis	Indians*
Merrill Kelly	Diamondbacks
Ryan Burr	White Sox

*- IL

^-IR

Today's Devils Are Tomorrow's Major Leaguers

- Most players taken in the MLB Draft since 2010 (57)
- ASU's 110 Major Leaguers since 1959 are the most in the nation
- The first-ever player drafted by the MLB was Sun Devil alum Rick Monday
- ASU is the only school at any level to have multiple No. 1 overall picks in June MLB Draft history
- Most unique first round players taken in the June MLB Draft with 20 - (excludes compensation picks and re-draftees)
- Most players drafted in a single year (15 in 2008)
- 437 MLB Draft Picks, more than any other school in the country.

Movin' On Up

- As has become commonplace at Arizona State, five Sun Devils heard their names called in the MLB Draft following the 2018 season. The Sun Devils have had five or more players drafted in 47 of MLB Drafts held since 1956 and five or more players have gotten the call in 14 of the last 16 seasons.

Keeping the Tradition Alive

- Two Sun Devils made their debuts in the MLB during the 2018 season, bringing ASU's total to 110 all-time - the most among all NCAA schools since 1959. Ryan Burr (White Sox) and Adam McCreery (Braves) each saw their first Big League action when the rosters exploded this past season.
- The Sun Devils have now had at least one major league player on their varsity roster each year from 1961 through 2015, which is the longest current streak in the nation.
- Thirty-five ASU baseball players have made their MLB debuts since 2002.

Making an Impact

- Since 1999, Sun Devils in the major league have the second-highest WAR among all colleges in the country with a Sun Devil WAR of 152 coming in behind only Long Beach State (214), according to Baseball America.
- The 2008 Sun Devils boasted a trio of eventual first-round picks in 1B Ike Davis (2008, 1st round), 3B Brett Wallace (2008, 1st round) and RHP Mike Leake (2009, 8th overall), plus also OF Jason Kipnis (2009, 2nd round). Davis, Leake and Kipnis all had moments in the sun in the big leagues.
- The program's brightest light is 2B Dustin Pedroia (2004, 2nd round). He and OF Andre Ethier (2003, 2nd round) teamed up in 2002 and 2003.
- Pirates RHP Trevor Williams (2013, 2nd round) is the most prominent ASU alum in his peak years.

#MLBU

2019 Sun Devil Baseball

ROSTER

PITCHERS (12)

No.	Name	Yr	B/T	HT	WT	Hometown (High School)
24	Blake Burzell	Fr.	R/R	6'6"	225	Laguna Beach, Calif. (Laguna Beach)
35	Dom Cacchione	Fr.	R/R	6'2"	175	Menlo Park, Calif. (Sacred Heart Prep)
30	Brady Corrigan	So.	R/R	6'2"	210	Plainfield, Ill. (Plainfield North)
11	RJ Dabovich	So.	R/R	6'3"	215	Pueblo, Colo. (Pueblo West/Central Arizona)
22	Colby Davis	So.	R/R	6'8"	235	Scottsdale, Ariz. (Chaparral)
29	Luke La Flam	Fr.	R/R	6'2"	200	Aurora, Colo. (Grandview)
12	Will Levine	Fr.	R/R	6'2"	200	Mission Viejo, Calif. (Mission Viejo)
8	Alec Marsh	Jr.	R/R	6'2"	220	Milwaukee, Wis. (Ronald Reagan)
3	Chaz Montoya	Jr.	L/L	6'0"	160	Glendale, Ariz. (Centennial)
26	Sam Romero	Sr.	R/R	6'2"	195	Phoenix, Ariz. (Alhambra/Phoenix College)
15	Erik Tolman	Fr.	L/L	6'2"	190	Lake Forest, Calif. (El Toro)
19	Boyd Vander Kooi	So.	R/R	6'5"	220	Mesa, Ariz. (Skyline)

CATCHERS (4)

40	Nick Cheema	Jr.	R/R	5'11"	195	Weatherford, Texas (Aledo/Central Arizona)
9	Sam Ferri	RS So.	R/R	5'11"	185	Norridge, Ill. (Notre Dame College Prep)
27	Lyle Lin	Jr.	R/R	6'1"	200	Taipei, Taiwan (JSerra Catholic)
38	Keolu Ramos	Jr.	R/R	5'10"	185	Mililani, Hawa. (Mililani/San Mateo College)

INFIELDERS (7)

21	Carter Aldrete	Jr.	R/R	6'2"	205	Monterey, Calif. (Monterey)
28	Cole Austin	RS Jr.	R/R	6'2"	190	Kennesaw, GA (Harrison/West Virginia)
31	Marc Lidd	Fr.	R/R	6'4"	210	Irvine, Calif. (Crean Lutheran)
6	Drew Swift	So.	R/R	6'0"	155	Chandler, Ariz. (Hamilton)
20	Spencer Torkelson	So.	R/R	6'1"	220	Petaluma, Calif. (Casa Grande)
5	Alika Williams	So.	R/R	6'2"	180	San Diego, Calif. (Rancho Bernardo)
14	Gage Workman	So.	S/R	6'4"	200	Queen Creek, Ariz. (Basha)

OUTFIELDERS (4)

4	Hunter Bishop	Jr.	L/R	6'5"	210	Palo Alto, Calif. (Serra)
17	Myles Denson	Jr.	R/R	6'2"	185	Las Vegas, Nev. (Bishop Gorman)
10	Dusty Garcia	Fr.	L/R	6'0"	175	Port Orchard, Wash. (South Kitsap)
18	Trevor Hauver	So.	L/R	6'0"	205	Chandler, Ariz. (Perry)

13 **Head Coach:** Tracy Smith

2 **Associate Head Coach/Recruiting Coordinator:** Ben Greenspan

47 **Assistant Coach/Pitching Coach:** Mike Cather

7 **Assistant Coach/Hitting Coach:** Michael Earley

23 **Undergraduate Student Assistant Coach:** David Greer

Director of Operations: Daniel Stolper

Sports Medicine/Rehabilitation: Jesse Lowman

Strength and Conditioning: Jason Robbins

Quality Control: Sean Cashman

NUMERICAL

NUMERICAL

3	Chaz Montoya	6-1	160	LHP	L/L	Jr.	Glendale, Ariz./Centennial
4	Hunter Bishop	6-5	210	OF	L/R	Jr.	Palo Alto, Calif./Serra
5	Alika Williams	6-2	165	INF	R/R	So.	San Diego, Calif./Rancho Bernardo
6	Drew Swift	6-0	150	INF	R/R	So.	Chandler, Ariz./Hamilton
8	Alec Marsh	6-2	220	RHP	R/R	Jr.	Milwaukee, Wis./Ronald Reagan
9	Sam Ferri	5-11	185	C	R/R	R-So.	Norridge, Ill./Notre Dame College Prep
10	Dusty Garcia	6-0	170	OF	L/R	Fr.	Port Orchard, Wash./South Kitsap
11	RJ Dabovich	6-3	190	RHP	R/R	So.	Pueblo, Colo./Central Ariz./Pueblo West
12	Will Levine	6-2	189	RHP	R/R	Fr.	Mission Viejo, Calif./Mission Viejo
14	Gage Workman	6-4	175	INF	S/R	So.	Queen Creek, Ariz./Basha
15	Erik Tolman	6-2	180	LHP	L/L	Fr.	Lake Forest, Calif./El Toro
17	Myles Denson	6-2	180	OF	R/R	Jr.	Las Vegas, Nev./Bishop Gorman
18	Trevor Hauver	6-0	190	OF	L/R	So.	Chandler, Ariz./Perry
19	Boyd Vander Kooi	6-5	210	RHP	R/R	So.	Mesa, Ariz./Skyline
20	Spencer Torkelson	6-1	205	INF	R/R	So.	Petaluma, Calif./Casa Grande
21	Carter Aldrete	6-2	205	INF	R/R	Jr.	Monterey, Calif./Monterey
22	Colby Davis	6-8	225	RHP	R/R	So.	Scottsdale, Ariz./Chaparral
24	Blake Burzell	6-6	210	RHP	R/R	Fr.	Laguna Beach, Calif./Laguna Beach
26	Sam Romero	6-2	180	RHP	R/R	Sr.	Phoenix, Ariz./Alhambra
27	Lyle Lin	6-1	201	C	R/R	Jr.	Taipei, Taiwan/JSerra Catholic
28	Cole Austin	6-2	185	INF	R/R	R-Jr.	Kennesaw, Ga./Harrison
29	Luke La Flam	6-2	195	RHP	R/R	Fr.	Aurora, Colo./Grandview
30	Brady Corrigan	6-2	200	RHP	R/R	So.	Plainfield, Ill./Plainfield North
31	Marc Lidd	6-4	200	INF/RHP	R/R	Fr.	Irvine, Calif./Crean Lutheran
35	Dom Cacchione	6-2	170	RHP	R/R	Fr.	Menlo Park, Calif./Sacred Heart Prep
38	Keolu Ramos	5-11	180	C	R/R	Jr.	Mililani, Hawaii/Mililani
40	Nick Cheema	5-11	205	C	R/R	Jr.	Weatherford, Texas/Aledo/Central Arizona

PRO-NUN-SEE-AY-SHUNS

Carter Aldrete - AL-dreh-tee
 Dom Cacchione - kuh-SHONE
 Nick Cheema - CHEE-muh
 RJ Dabovich - DAB-oh-vich
 Sam Ferri - FAIR-ee
 Trevor Hauver - HAW-ver
 Will Levine - leh-VEEN
 Boyd Vander Kooi - VAN-der KOY

ALPHABETICAL

No.	Name	Pos.
21	Aldrete, Carter	INF
28	Austin, Cole	INF
4	Bishop, Hunter	OF
24	Burzell, Blake	RHP
35	Cacchione, Dom	RHP
40	Cheema, Nick	C
30	Corrigan, Brady	RHP
11	Dabovich, RJ	RHP
22	Davis, Colby	RHP
17	Denson, Myles	OF
9	Ferri, Sam	C
10	Garcia, Dusty	OF
18	Hauver, Trevor	OF
29	LaFlam, Luke	RHP
12	Levine, Will	RHP
31	Lidd, Marc	INF/RHP
27	Lin, Lyle	C
8	Marsh, Alec	RHP
3	Montoya, Chaz	LHP
38	Ramos, Keolu	C
26	Romero, Sam	RHP
6	Swift, Drew	INF
15	Tolman, Erik	LHP
20	Torkelson, Spencer	INF
19	Vander Kooi, Boyd	RHP
5	Williams, Alika	INF
14	Workman, Gage	INF

BY POSITION

Catchers	4
Pitchers	12
Infielders	7
Outfielders	4

BY CLASS

Seniors	1
Juniors	9
Sophomores	10
Freshmen	7

BATTING

Lefties	3
Righties	11
Switch	1

PITCHING

Righties	11
Lefties	2

2019 Sun Devil Baseball

LAST TIME

Hitting Categories

Hit a grand slam.....	Lyle Lin, Feb. 23, 2019 vs. UC Davis (W, 13-3)
Hit a walkoff HR.....	Sam Ferri, March 16, 2019 vs. Washington State (solo shot in 9th inning)
Led off the game with a HR.....	Trevor Hauver, March 3, 2019 vs. Michigan State (W, 13-2)
Hit for the cycle.....	Travis Buck, March 7, 2003 vs. Southern Utah (W, 19-0)
Team hit for the cycle to open the game.....	April 27, 2003 vs. Washington State (HR/2B/1B/3B)
Team hit for the cycle on four consecutive batters.....	April 18, 2019 at Utah (2B, 3B, 1B, HR in 12th inning)
Hit back-to-back HRs.....	Lyle Lin (2-run shot) and Trevor Hauver, April 27, 2019 at Washington (L, 9-10/12 innings)
Hit back-to-back-to-back HRs.....	Trevor Hauver, Spencer Torkelson. Hunter Bishop, April 12, 2-19 vs. #3 Oregon State (L, 4-6)
Hit two HRs in one game.....	Lyle Lin, April 27, 2019 at Washington (L, 9-10, 12 innings)
A freshman hit two HR in one game.....	Erik Tolman, April 16, 2019, vs. Seattle (W, 12-5)
Hit three HRs in one game.....	Joey DeMichele, May 1, 2011 vs Stanford (TIES ASU RECORD)
Had five hits in one game.....	Trevor Hauver, April 2, 2019, vs. Long Beach State (5-for-6)
Had six hits in one game.....	Travis Buck, March 13, 2005 vs Western Illinois (went 6-for-8, 3 RBI)
Had seven hits in one game.....	Jerry Mantlo, February 6, 1972 vs. Michigan
Had three doubles in one game.....	Alika Williams, March 3, 2019 vs. Michigan State (W, 13-2)
Had four doubles in one game.....	Travis Buck, February 28, 2004 vs. Connecticut (W, 16-5)
Hit two triples in one game.....	Gage Canning, March 3, 2018 vs. Oklahoma State
Had seven RBI in one game.....	Trevor Hauver, Feb. 24, 2019 vs. UC Davis (W, 17-2)
Had eight RBI in one game.....	Kiel Roling, March 17, 2007 vs. Maine
Had nine RBI in one game.....	Jeremy West, April 27, 2003 vs. Washington State
Stole four bases in one game.....	Drew Maggi, April 10, 2010 at Washington St. (TIES ASU RECORD)
Stole home.....	Colby Woodmansee, March 6, 2016 vs. Eastern Michigan (W, 8-1)
Struck out four or more times in one game.....	4, Trevor Hauver, April 27, 2019 at Washington (L, 9-10/12 innings)
Hitler stranded six runners on base.....	Spencer Torkelson (6), Feb. 20, 2019 vs. San Diego (W, 12-2)
Recorded 13 total bases.....	Gage Canning (13), April 27, Gage Canning, March 18, 2018 vs. Oregon (2 HR, 1 3B, 2 1B)
Had an inside-the-park home run.....	Gage Canning, March 18, 2018 vs. Oregon (W, 18-4)
Had an inside-the-park home run AND a traditional home run.....	Gage Canning, March 18, 2018 vs. Oregon (W, 18-4)
Scored five runs in one game.....	Hunter Bishop (5), March 8, 2019 vs. Xavier (W, 12-0)
Was hit by a pitch two or more times.....	Spencer Torkelson, 2 vs. Utah, April 21, 2018
Walked 4+ times.....	4, Hunter Bishop, vs. Arizona, March 31, 2019 (W, 17-16)
Opponent hit two HRs in one game.....	Eric Migueles (at Utah), April 20, 2019 (L, 3-6)
Opponent hit a walkoff HR.....	Evan Williams, at Oregon, March 23, 2019 (off Brady Corrigan)
Opponent hit a leadoff HR.....	Andy Lentz (Washington), May 17, 2008 at Packard Stadium (off Josh Satow)

Pitching Categories

Threw a no-hitter.....	Ryan Hingst, March 25, 2016 vs. Utah, (W, 5-0)
Threw a perfect game.....	Eddie Bane, March 2, 1973, vs. Cal State Northridge (W, 9-0)
Threw a one-hitter.....	Brian Flores, May 20, 2007 at Oregon State (W, 8-1)
Threw a two-hitter.....	Will Waldrup, Jan. 23, 1999 vs. Hawaii-Hilo (W, 3-0)
Were no-hit.....	Phil Keller, March 23, 1970 vs. Stanford (L, 1-0)
Were one-hit.....	Noah Bremer, at Washington, May 12, 2017 (L, 0-4)
Threw a complete game.....	Boyd Vander Kooi, April 19, 2019 vs. at Utah (W, 8-5)
Threw a complete game shutout.....	Eli Lingos, March 30, 2018 at Washington St. (W, 7-0)
Threw back-to-back complete games.....	Trevor Williams, 3/1/13 vs. Pacific (W, 8-1) and 3/9 vs. Long Beach State (W, 4-0)
Threw back-to-back complete game shutouts.....	Brady Rodgers/Kramer Champlin, May 20 and 21, 2011 at Washington
Had an opposing pitcher throw a complete game.....	Noah Bremer, at Washington, May 12, 2017 (L, 0-4)
Shut out an opponent (one or more pitchers).....	March 15, 2019 vs. Washington State (6-0, 3 pitchers)
Were shutout.....	vs. UNCW, March 10, 2018 (0-9)
Struck out 10 or more batters in a game.....	Alec Marsh (10), Feb. 15, 2019 vs. Notre Dame (6.2 IP)
Struck out 15 or more batters in a game.....	Mike Leake (15), May 30, 2009 vs. Oral Roberts (CG, 4-1 Win in Tempe Regional)
Had an opposing pitcher strike out 10 or more Sun Devils.....	Ryne Nelson (10), at Oregon, March 23 2019 (L, 4-5 (12))
Did not walk a batter (complete game).....	Ryan Kellogg, May 14, 2015 vs Washington State (W, 5-0)
Recorded 10 wins in a season.....	Ryan Kellogg, 11-1 (2013)
Hit three batters in a game.....	Brett Lilek (3), April 4, 2015 at Utah (W, 6-5)
Starting pitcher hit a home run in a game.....	Erik Tolman, April 23, 2019 vs. UNLV (W, 9-2)

Fielding Categories

Had no errors in three straight games.....	April 20, 23, 26-27 at Utah, vs. UNLV, at Washington
Committed three or more errors in one game.....	Andrew Snow (3), Feb. 17, 2017 vs. Northwestern
Had 16 or more putouts in one game.....	Zach Wilson(20), First Base, April 21, 2011 at Cal
Had 20 or more put outs in one game.....	Zach Wilson (20), First Base, April 21, 2011 at Cal
Had eight or more assists in one game.....	Alika Williams (8), April 19, 2019 at Utah (W, 8-5)
Caught and pitched in the same game.....	Jordan Swagerty, March 17, 2010 vs. USC (2x in 2010)
Turned four double plays in one game.....	April 19, 2019 at Utah (W, 8-5)
Turned five+ double plays in one game.....	5, April 25, 2010, vs. Washington (TIES ASU RECORD)
Turned a triple play.....	Eric Sogard (2B), Brett Wallace (1B) and Andrew Romine SS, February 27, 2007 at Arizona

Scoring and Misc. Categories

Recorded 20+ hits.....	20, Feb. 16, 2019 vs. Notre Dame (W, 20-7)
Recorded 20+ hits in back-to-back games.....	22 and 22, February 3-4, 2007 vs. Southern Utah
Scored 20+ runs.....	20, Feb. 16, 2019 vs. Notre Dame (W, 20-7)
Scored 30+ runs.....	30, March 13, 2005 vs. Western Illinois (W, 30-13 in Baton Rouge, La.)
Scored 10+ runs in one inning.....	11, April 26, 2015 vs. Tennessee Tech (W, 16-4)
Left 15+ runners on base in one game.....	15, March 5, 2016 vs. Eastern Michigan (W, 5-4 (11))
Walked 15+ times in a game.....	15, March 31, 2019 vs Arizona (W, 17-16)
Stranded 15+ opponent runners on base in one game.....	15, March 23, 2019, vs at Oregon (L, 4-5 (12))
Surrendered a ninth inning lead.....	April 18, 2019, at Utah (Led 4-2, Won 11-6 in 12 innings)
Swept a three-game Pac-12 series.....	March 29-31, 2019 vs. Arizona (8-2, 8-3, 17-16)
Swept a three-game Non-Conference series.....	March 8-10, 2019 vs. Xavier (12-0, 8-3, 11-6)
Were swept in a Pac-12 series.....	April 13-15, 2018 at #2 Stanford (1-3, 6-11, 3-10)
Were swept in a Pac-12 series at home.....	May 18-20 vs. #15 Arizona (5-6, 1-3, 5-9)
Played in extra innings.....	12, April 27, 2019 at Washington (L, 9-10)
Played in 14+ innings.....	14, March 9, 2016 at Cal State Fullerton (W, 2-1 W)
Played back-to-back extra inning games.....	March 29-30, 2018, at Washington State (L, 8-7 (10)), (L, 4-3 (11))
Played a game lasting 5+ hours.....	5 hours, 10 minutes, March 31, 2019 vs. Arizona (W, 17-16)

2019 Sun Devil Baseball

RECORD WHEN/PITCHING BREAKDOWN

Record When...

Overall	32-10	Scoring 0-2 runs	0-0	After 8 leading	30-1
Conference	13-8 3-5 runs	3-5 trailing	0-7
Non-Conference.....	19-2 6-9 runs	13-5 tied	2-2
Home games	25-3 10+ runs	16-0	Hit 0 home runs.....	5-2
Away games	7-7	Opponent 0-2 runs	12-0	... 1 home run	10-5
Neutral site	0-0 3-5 runs.....	12-2	... 2+ home runs	17-3
Day games	10-5 6-9 runs.....	7-3	Opponent 0 home runs	15-4
Night games	22-5 10+ runs	1-5 1 home run	14-4
vs Left starter	12-3	Scored in 1st inning	16-1 2+ HRs	3-2
vs Right starter	20-7	Opp. scored in 1st	8-4	Made 0 errors	11-6
1-Run games.....	5-4	Scores first	22-2	... 1 error	12-1
2-Run games.....	1-1	Opp. scores first	10-8	... 2+ errors	9-3
5+Run games	20-1	After 6 leading	30-1	Opp. made 0 errors	6-2
Extra innings	2-2 trailing	2-7 1 error	13-6
Shutouts	3-0 tied	0-2 2+ errors	13-2
		After 7 leading	31-1	Out-hit opponent	26-2
	 trailing	1-8	Out-hit by opponent	4-8
	 tied	0-1	Hits are tied	2-0

A Look At the Pitching Staff

Arizona State Starters

Pitcher	Starts/QS	Pct.	PC/Start	IP/Start	ER Against/Start	Runs For/Start	PCK	DP	Team Record
Alec Marsh	11/8	72.7	1083/98.5	69.1/6.1	24/2.2	50/4.5	3	11	8-2
Boyd Vander Kooi	11/2	18.1	976/88.7	63.0/5.2	39/3.5	60/5.5	0	11	6-4
RJ Dabovich	8/3	37.5	612/76.5	37.2/4.2	18/2.3	58/7.3	0	3	8-0
Sam Romero	5/0	0.0	276/55.2	16.0/3.2	5/1.0	18/3.6	0	2	4-1
Erik Tolman	4/0	0.0	276/69.0	15.1/3.2	5/1.3	15/3.8	0	3	3-1
Brady Corrigan	1/0	0.0	71/71.0	3.0/3.0	3/3.0	4/4.0	0	0	1-0
Luke La Flam	1/0	0.0	51/51.0	3.0/3.0	4/4.0	0/0.0	0	1	0-1
Dom Cacchione	1/0	0.0	15/15.0	0.1/0.1	4/4.0	0/0.0	0	0	0-1

Arizona State Bullpen (Relief Appearance Stats Only)

Reliever	APP	IP	H	R	ER	BB	SO	SV	ERA	IR/Scored	1st Bat. Faced/Ret.
Alec Marsh	1	2.0	2	1	0	1	3	0	0.00	3/3	1/0
RJ Dabovich	1	1.1	0	0	0	0	3	1	0.00	2/0	1/1
Erik Tolman	14	24.2	10	4	4	20	28	2	1.46	14/3	15/14
Chaz Montoya	23	20.0	15	6	5	10	18	2	2.25	27/5	23/17
Dom Cacchione	7	9.2	8	5	3	4	9	0	2.79	4/0	7/7
Sam Romero	15	22.2	26	8	8	9	19	2	3.18	17/10	15/11
Will Levine	8	12.1	14	8	7	10	10	0	5.11	0/0	8/4
Luke La Flam	7	8.2	6	5	5	7	8	0	5.19	0/0	7/3
Brady Corrigan	19	34.2	38	22	21	19	43	1	5.45	29/4	19/11
Blake Burzell	21	23.2	26	18	15	11	21	1	5.70	24/7	21/16
Marc Lidd	6	12.1	9	9	9	8	7	0	6.57	3/3	5/4
Carter Aldrete	1	1.0	1	1	1	2	1	0	9.00	0/0	1/0
Colby Davis	3	2.2	9	8	5	3	2	0	16.88	3/2	3/2

2019 Sun Devil Baseball

TEAM AND INDIVIDUAL RANKINGS/RECORD WATCH

NATIONAL RANKINGS

Category	Team	Nat'l	Pac-12	Value
Base on Balls (296 ranked)		37	3	.228
Batting Average (297 ranked)		5	1	0.318
Double Plays (297 ranked)		5	1	.47
Double Plays Per Game (297 ranked)		4	1	1.12
Doubles (297 ranked)		18	2	.96
Doubles Per Game (297 ranked)		12	2	2.29
Earned Run Average (297 ranked)		85	6	.43
Fielding Percentage (297 ranked)		57	5	0.975
Hit Batters (297 ranked)		119	3	.46
Hit by Pitch (295 ranked)		277	10	.25
Hits (297 ranked)		8	1	.491
Hits Allowed Per Nine Innings (297 ranked)		115	7	8.87
Home Runs (297 ranked)		4	1	.69
Home Runs Per Game (297 ranked)		2	1	1.64
On Base Percentage (297 ranked)		12	2	0.409
Runs (297 ranked)		4	2	.377
Sacrifice Bunts (296 ranked)		259	10	.11
Sacrifice Flies (297 ranked)		107	6	.19
Scoring (297 ranked)		2	1	.9
Shutouts (178 ranked)		51	4	.3
Slugging Percentage (297 ranked)		2	1	0.532
Stolen Bases (297 ranked)		241	8	.29
Stolen Bases Per Game (297 ranked)		247	8	0.69
Strikeout-to-Walk Ratio (297 ranked)		188	8	1.75
Strikeouts Per Nine Innings (297 ranked)		139	8	.81
Triple Plays (1 ranked)				
Triples (297 ranked)		42	3	.14
Triples Per Game (297 ranked)		42	3	0.33
WHIP (297 ranked)		144	7	.15
WL Pct (297 ranked)		7	3	0.762
Walks Allowed Per Nine Innings (297 ranked)		195	8	4.65

Individual

Category	Name	Nat'l	Pac-12	Value
Base on Balls (135 ranked)	Hunter Bishop	34	4	.37
	Spencer Torkelson	54	6	.35
	Trevor Hauver	111	8	.32
Base on Balls Per Game (150 ranked)	Hunter Bishop	42	5	0.88
	Spencer Torkelson	68	7	0.83
	Trevor Hauver	113	9	0.76
Batting Average (250 ranked)	Hunter Bishop	73	6	0.369
	Alika Williams	129	8	0.354
	Spencer Torkelson	132	9	0.354
	Trevor Hauver	156	12	0.35
Complete Games (66 ranked)	Alec Marsh	66	1	.1
	Boyd Vander Kooi	66	1	.1
Doubles (137 ranked)	Trevor Hauver	93	3	.14
	Hunter Bishop	137	4	.13
Doubles Per Game (145 ranked)	Trevor Hauver	109	3	0.33
Earned Run Average (200 ranked)	Alec Marsh	175	12	3.03
Games Started (35 ranked)	Alec Marsh	35	2	.11
	Boyd Vander Kooi	35	2	.11
Hits (137 ranked)	Trevor Hauver	50	1	.63
	Spencer Torkelson	50	1	.63
	Hunter Bishop	66	4	.62
Hits Per Game (146 ranked)	Trevor Hauver	43	2	.15
	Spencer Torkelson	43	2	.15
	Hunter Bishop	58	4	1.48
Home Runs (118 ranked)	Hunter Bishop	5	1	.18
	Spencer Torkelson	15	3	.15
	Trevor Hauver	53	5	.11
Home Runs Per Game (149 ranked)	Hunter Bishop	6	1	0.43
	Spencer Torkelson	18	3	0.36
	Trevor Hauver	70	7	0.26
On Base Percentage (150 ranked)	Hunter Bishop	26	4	0.498
	Spencer Torkelson	96	6	0.463
Pitching Appearances (112 ranked)	Chaz Montoya	42	6	.23
	Blake Burzell	112	8	.21
Runs (132 ranked)	Hunter Bishop	10	1	.55
	Trevor Hauver	27	2	.51
	Spencer Torkelson	37	3	.50
	Alika Williams	111	8	.42
Runs Batted In (141 ranked)	Hunter Bishop	31	2	.51
	Spencer Torkelson	36	3	.50
	Trevor Hauver	106	6	.42
	Alika Williams	106	6	.42
	Lyle Lin	120	8	.41
Runs Batted In Per Game (149 ranked)	Hunter Bishop	21	1	1.21
	Spencer Torkelson	26	3	1.19
	Trevor Hauver	104	6	.1
	Lyle Lin	104	6	.1
	Alika Williams	104	6	.1
Runs Per Game (150 ranked)	Hunter Bishop	9	1	1.31
	Trevor Hauver	19	2	1.21
	Spencer Torkelson	27	3	1.19
	Drew Swift	60	6	1.09
	Alika Williams	105	10	.1
Sacrifice Flies (120 ranked)	Carter Aldrete	120	6	.4
	Lyle Lin	120	6	.4
Slugging Percentage (250 ranked)	Hunter Bishop	3	1	0.815
	Spencer Torkelson	37	5	0.669
	Trevor Hauver	86	7	0.611
Total Bases (145 ranked)	Hunter Bishop	3	1	.137
	Spencer Torkelson	13	2	.119
	Trevor Hauver	34	4	.110
Triples (114 ranked)	Hunter Bishop	35	2	.4
	Myles Denson	114	7	.3
	Alika Williams	114	7	.3
Triples Per Game (139 ranked)	Hunter Bishop	66	4	0.1
Victories (61 ranked)	Alec Marsh	5	1	.8

RECORD WATCH

ASU HOME RUNS (CAREER)

7.) Andrew Beinbrink (1996-99).....40

Spencer Torkelson (2018-p)

--.) Hunter Bishop (2016-p).....28

SUN DEVIL PROSPECTS

D1BASEBALL.COM

2019 Draft - National Top 150 College Prospects

Hunter Bishop (5)

Alec Marsh (85)

2019 Draft - Preseason Top 350 College Prospects

Carter Aldrete (251)

Sam Ferri (284)

2020 Draft - Preseason National Top 150 College

Prospects

Spencer Torkelson (2)

Gage Workman (47)

Boyd Vander Kooi (75)

RJ Dabovich (127)

Alika Williams (133)

Erik Tolman (145)

2019 Draft - Preseason Pac-12 Only

Hunter Bishop (10)

Alec Marsh (24)

Carter Aldrete (32)

Sam Ferri (34)

Lyle Lin (40)

2020 Draft - Preseason Pac-12 Only

Spencer Torkelson (1)

Gage Workman (5)

Boyd Vander Kooi (11)

RJ Dabovich (16)

Alika Williams (17)

Erik Tolman (19)

Drew Swift (25)

Colby Davis (33)

Trevor Hauver (39)

BASEBALL AMERICA

2019 Draft - National Top 200 Overall Prospects

Hunter Bishop (13)

2020 Draft - National Top 50 Sophomore Prospects

Spencer Torkelson (1)

LF

Trevor Hauver, 32-10

CF

Hunter Bishop, 32-10

RF

Carter Aldrete, 22-9

Myles Denson, 9-0

Dusty Garcia, 1-1

SS

Alika Williams, 32-10

2B

Drew Swift, 22-10

Carter Aldrete, 10-0

3B

Gage Workman, 32-10

SP

Alec Marsh, 9-2

Boyd Vander Kooi, 7-4

RJ Dabovich, 8-0

Sam Romero, 4-1

Erik Tolman, 3-2

Brady Corrigan, 1-0

Dom Cacchione, 0-1

Luke La Flam, 0-1

1B

Spencer Torkelson, 32-10

DH

Lyle Lin, 20-5

Myles Denson, 6-2

Erik Tolman, 5-3

Dusty Garcia, 1-0

C

Sam Ferri, 23-9

Lyle Lin, 9-1

2019 Sun Devil Baseball

HEAD COACH



TRACY SMITH - HEAD COACH - FIFTH SEASON (23rd OVERALL)

Tracy Smith, the 2013 National Coach of the Year, was hired as the fifth head baseball coach in program history on June 24, 2014, and enters his fifth season at the helm of the Sun Devil baseball program.

Smith has established a reputation of evaluating and developing talent as more than 50 student-athletes since 2000 improved their stock in the Major League Baseball Draft under Smith's tutelage, including four who became first-round draft picks after going undrafted out of high school.

In 22 total years as a head coach, Smith has seen 80 of his players selected in the MLB Draft, including 73 draftees since 2000 and 33 in the first 10 rounds. He has mentored 48 Major League Baseball draft picks over the past eight seasons, including the fourth overall pick in the 2014 Major League Baseball June Amateur Draft (Kyle Schwarber) and three first-round selections in the 2009 MLB June Draft (Eric Arnett, Josh Phegley, Matt Bashore).

In 2018, Smith eclipsed 700 career wins as an NCAA head coach while also overseeing one of the most prolific freshman campaigns in collegiate baseball history as Spencer Torkelson became the first freshman to ever lead the nation in home runs, finishing with 25 on the season.

Torkelson knocked two more home runs than any other player and just one shy of the NCAA freshman record. Torkelson was just the sixth player to reach 25 home runs since the BBCOR batting technology changes took effect in 2011 and the only freshman in the NCAA to reach the milestone in that time.

Against Washington State, he surpassed the previous Sun Devil freshman record of 11 home runs set by Barry Bonds in 1983. Torkelson finished tied with Bob Horner (1978) for second in ASU single-season history, just two shy of Mitch Jones' school record 27 in 2000.

Torkelson slugged .743 on the season (25 homers, 12 doubles), the third-highest total for any freshman in the NCAA in the past two decades and the highest for a freshman in the BBCOR era (since 2011). Only Rickie Weeks (.849 in 2001) and Jeremy Baltz (.771, 2010) have posted higher freshman slugging percentages in the past 20 years.

Smith saw five of his student-athletes taken in the 2018 MLB Draft, including fifth-round selection Gage Canning to the Washington Nationals. Canning wrapped the season as one of the elite five-tool players in the country, finishing with a .369 average and a Pac-12 leading 87 hits on the season. Canning was the national leader in triples with 11, and now has 25 in his career at ASU – good for third in school history and the most since Ed Irvine tied the school record of 26 between 1977-79.

Canning reached base in 54 of 55 games for the Sun Devils this season and logged a hit in 47 of those. He led the team with multiple hits in 26 games and had 11 games with three or more hits, becoming the first Sun Devil player to have at least 10 games with 3+ hits since Brett Wallace did so from 2007-08.

With one more home run, Canning would have become the first player in the BBCOR batting era (since 2011) to record double digit numbers in doubles, triples AND home runs. He finished the season with nine homers, 17 doubles and 11 triples, slugging .648 for the season – good for third in the Pac-12 and 38th nationally.

Defensively, Canning was flawless after shifting to center field and logged just one error on the season on 144 chances for a .993 fielding percentage.

The 2017 campaign saw Canning emerge as one of the elite players in the Pac-12. The California-native led the team in virtually every hitting category, including batting average (.332), runs (37), doubles (12), triples (8), home runs (6) and slugging percentage (.538). He was the only player in the Pac-12 to finish with a double-digit number of doubles while also posting at least six home runs and six triples.

Season	Team	Overall	Conference (Standing)	Postseason
1997	Miami (OH)	27-28	17-13 (4th)	MAC Tournament
1998	Miami (OH)	33-26	17-13 (3rd - East)	MAC Tournament
1999	Miami (OH)	34-27	20-12 (2nd - East)	MAC Tournament
2000	Miami (OH)	40-23	16-12 (3rd - East)	NCAA Regional
2001	Miami (OH)	35-25	16-12 (4th - East)	MAC Tournament
2002	Miami (OH)	31-28	16-12 (3rd - East)	MAC Tournament
2003	Miami (OH)	36-24-1	19-9 (2nd - East)	MAC Tournament
2004	Miami (OH)	36-21	14-8 (1st - East)	MAC Tournament
2005	Miami (OH)	45-18	17-4 (1st - East)	NCAA Regional
	Miami (OH)	317-220-1	152-95	
2006	Indiana	22-34	11-21 (10th)	
2007	Indiana	19-35	8-23 (10th)	
2008	Indiana	31-30	15-17 (6th)	Big Ten Tournament
2009	Indiana	32-27	16-7 (3rd)	NCAA Regional
2010	Indiana	28-27	12-12 (t-5th)	Big Ten Tournament
2011	Indiana	30-25	11-13 (7th)	
2012	Indiana	32-28	16-8 (2nd)	Big Ten Tournament
2013	Indiana	49-16	17-7 (1st)	College World Series
2014	Indiana	44-15	21-3 (1st)	First-ever Big 10 National Seed
	Indiana	287-237	127-111	
2015	Arizona State	35-23	18-12 (t-3rd)	NCAA Regional
2016	Arizona State	36-23	16-14 (t-3rd)	NCAA Regional
2017	Arizona State	23-32	8-22 (t-10th)	
2018	Arizona State	23-32	13-17 (7th)	
2019	Arizona State	32-10	13-8	
	Arizona State	149-119	68-73	
	Total	753-576-1	347-279	

On top of dominating the leader boards at ASU, Canning's eight triples were the most by a player in the conference and second-most in the NCAA. Canning also recorded 120 total bases on the season, good for third in the conference. The outfielder really hit his stride in the middle of the season, as he went on a 12-game tear in which he hit at a .538 clip, including five three-hit nights and a four-hit performance.

Smith also helped oversee the emergence of Hunter Bishop as one of the exciting young freshmen in the country on the year. The freshman finished his 2017 campaign with an impressive .301 batting average, five doubles, four triples and five home runs. He ranked second on the team – behind only Canning – in batting average, runs scored (27), triples, home runs and slugging percentage (.484). Bishop started 31 games in the outfield season to become just the sixth ASU freshman in the past 15 years to start over 50 percent of the season in the outfield, most recently done by Canning last season. His 10 multi-RBI games were also a team-best.

In 2016, Smith piloted the Sun Devils to a regional final for the first time since 2013. The Sun Devils' 36 wins were the most in the previous three years and they finished tied for third in the Pac-12. Five players were selected in the 2016 Major League Baseball Draft, marking 14 total players who have been taken in the draft during Smith's tenure.

Eight Devils earned All-Pac-12 honors on the season, including first team selections David Greer, Seth Martinez, Brian Serven and Colby Woodmansee. All four players would go on to be selected in the MLB draft with Greer (third team), Martinez (second team) and Woodmansee (third team) earning Louisville Slugger All-America accolades.

2019 Sun Devil Baseball

HEAD COACH

In his first season at ASU, Smith led the Sun Devils to a postseason berth, a third-place finish in the Pac-12 and 30-plus wins.

He became one of five active coaches, and one of eight all-time, to bring three different Div. I schools to NCAA Regional play as he guided the Sun Devils to a No. 2 seed in the Fullerton Regional in 2015.

A exceptional recruiter, Smith was instrumental in Sun Devil Baseball's signing of the nation's top recruiting class in 2016, which included eight players who had been drafted by the Major League out of high school. His 2017 class was also rated in the Top-5 nationally and was the No. 1 class in the West.

He has amassed a 698-535-1 career record in 21 seasons as a head coach at three different schools, including nine seasons at both Miami (Ohio) and Indiana, and one year at Arizona State. His 698 victories rank in the top 50 among active coaches in the NCAA, and his 21 seasons represent the sixth-fewest number of years on that list.

Smith instituted a change in culture at Arizona State and his demand for excellence both on and off the field was represented as the Devils led the Pac-12 in both all-conference and all-academic honorees in 2014.

Nineteen players have earned Pac-12 All-Academic honors in Smith's first two seasons, tied for the most in Sun Devil history for a two-year span. ASU's 10 selections in Smith's first season led the Pac-12.

His emphasis on defense became evident right away as ASU vastly improved its fielding percentage and lowered its number of errors committed in Smith's first season. The Devils finished fourth in the Pac-12 in both categories in 2015 after ranking near the bottom of the conference from 2010-14.

An accomplished fundraiser, Smith played a huge role in helping transition the Sun Devil Baseball program into Phoenix Municipal Stadium. His vision saw a renovated clubhouse, complete with an alumni locker room and an academics center, as well as an increased prominence on the program's historical accomplishments. Capital improvements included a state-of-the art video board, batting tunnel, a weight room and training room, creation of a grass berm and patio installations, and premium seating options. Smith also played a huge role in facility upgrades at both Indiana University and Miami (Ohio) and was instrumental in the approval and design of both Miami's Stanley G. McKie Field at Joseph P. Hayden Jr. Park and Indiana's Bart Kaufman Field.

Smith earned National Coach of the Year honors and was a unanimous choice for Big Ten Coach of the Year after he led IU to the school's only College World Series appearance in 2013. The following season in 2014, Smith led the Hoosiers to the No. 4 national seed in the NCAA Tournament, the first national seed in Big Ten baseball history.

Smith came to Tempe with 18 years of experience as a collegiate head coach, including nine at Miami University (Ohio) and nine at IU, where he was two-time Big Ten Coach of the Year. He led both programs to a pair of NCAA Regional appearances and more than 600 combined career victories.

He tallied more than 40 wins in his final two seasons at IU and led the Hoosiers to consecutive Big Ten Conference Championships for the first time in school history. IU won the Big Ten regular season and B1G Tournament title in 2013, marking the school's first regular season conference championship since 1949 and the first outright crown since 1932, and advanced to the 2013 College World Series, which ended the Big Ten's 29-year CWS absence.

Smith took an IU program that had finished 10th in the Big Ten six times in an eight-year stretch between 2000 and 2007, and led the Hoosiers to an NCAA Regional in 2009 and to the College World Series in 2013. IU notched a program-best 21 conference wins in 2014 and secured eight first team All-Big Ten selections to tie a conference mark for most first team honorees from one school.

Smith's Academic Progress Rate as a head coach increased each season until it reached a perfect 1000 in two-year stretch between 2008-10.

IU saw eight players on 12 occasions be named All-Americans under Smith, including four in 2014, which was the highest total in program history and the second straight season that IU produced three or more All-Americans.

Smith mentored two Big Ten Players of the Year, three Big Ten Pitchers of the Year and a pair of Big Ten Freshman of the Year in nine seasons at IU, and at least one Hoosier earned Freshman All-America honors in six of the past seven seasons in Bloomington.

He has landed three players on the USA Baseball Collegiate National Team and mentored numerous players at all positions, including outfielder Alex Dickerson, who was named Big Ten Player of the Year and won the Big Ten Triple Crown in 2010, right-handed pitcher Aaron Slegers, who was named 2013 Big Ten Pitcher of the Year, and catcher Kyle Schwarber, who was named an All-American by five major college baseball groups in 2014.

In nine years at the helm of the RedHawks baseball program, Smith compiled eight straight 30-win seasons, two NCAA Regional appearances and advanced to the Mid-American Conference Tournament finals six times.


He began his coaching career as head coach at Miami University-Middletown in 1990, served as an assistant coach at Miami (Ohio) from 1993-94 and was the pitching coach at IU from 1995-96.

A four-year letterwinner at Miami (Ohio), Smith was a pitcher and an infielder for the RedHawks, and played three minor league seasons in the Chicago Cubs organization. He also participated in 1992 Major League Scouting Bureau's Professional Scout School as a representative of the Cubs.

Born Feb. 14, 1966, Smith graduated with a bachelor's degree in Education from Miami (Ohio) in 1989 and completed a master's degree in Sport Organization from Miami (Ohio) in 1992.

2019 Sun Devil Baseball


TV/RADIO ROSTER



Carter Aldrete
OF/INF | R/R | Jr.



Cole Austin
INF | R/R | R-Jr.




Hunter Bishop
OF | L/R | Jr.



Blaze Buzzell
RHP | R/R | Fr.



Dom Cacchione
RHP | R/R | Fr.



Nick Cheema
C | R/R | Jr.




Brady Corrigan
RHP | R/R | So.



RJ Dabovich
RHP | R/R | So.




Colby Davis
RHP | R/R | So.




Myles Denson
INF | R/R | Jr.



Sam Ferri
C | R/R | R-So.



Dusty Garcia
OF | L/R | Fr.



Trevor Hauver
OF | L/R | So.



Luke La Flam
RHP | R/R | Fr.




Will Levine
RHP | R/R | Fr.

2019 Sun Devil Baseball

TV/RADIO ROSTER



Marc Lidd
INF | R/R | Fr.



Lyle Lin
C | R/R | Jr.




Alec Marsh
RHP | R/R | Jr.



Chaz Montoya
LHP | L/L | Jr.



Keolu Ramos
C | R/R | Jr.



Sam Romero
RHP | R/R | Sr.



Drew Swift
INF | R/R | So.



Eric Tolman
LHP | L/L | Fr.



Spencer Torkelson
INF | R/R | So.



Boyd Vander Kooi
RHP | R/R | So.



Alika Williams
INF | R/R | So.



Gage Workman
INF | S/R | So.

2018 Sun Devil Baseball

CAREER GAME HIGHS

Aldrete,C

Hits: 4 (J-Hth), at Utah, Apr 18, 2019
Doubles: 2 (J-Hth), USC, Apr 08, 2018
Triples: 1 (J-Sth), Utah, Apr 20, 2018; Miami (OH), Feb 17, 2018; at Washington, May 13, 2017
Home runs: 2 (J-Hth), Notre Dame, Feb 16, 2019
Total bases: 9 (J-Hth), Notre Dame, Feb 16, 2019
RBI: 6 (J-2nd), Notre Dame, Feb 16, 2019
Runs scored: 4 (J-Hth), Notre Dame, Feb 16, 2019; Michigan State, Mar 03, 2019; Long Beach State, Mar 11, 2017
Walks: 3 (J-Hth), at Washington, Apr 27, 2019
Hit by pitch: 1, 4 times
Struck out: 3 (J-10th), 9 times
Sac bunts: 2 (J-Hth), CSUB, Apr 23, 2017
Sac bunts: 1 (J-Hth), 4 times
At bats: 6 (J-Hth), at Utah, Apr 10, 2019; at San Diego, May 09, 2010
Stolen bases: 1, Northwest, Feb 17, 2017; at Pepperdine, Mar 05, 2018; at USC, Mar 24, 2017
Caught stealing: 1 (J-3rd), 4 times
Innings pitched: 1.0, Cal Baptist, Mar 20, 2019
Walks allowed: 2, Cal Baptist, Mar 20, 2019
Strikeouts: 1, Cal Baptist, Mar 20, 2019
Batters faced: 1, at Oregon State, Mar 20, 2019
Field chances: 11, at Oregon State, Apr 27, 2019
Putouts: 10, at Oregon State, Apr 27, 2019
Assists: 6, Miami (OH), Feb 17, 2018

Bishop,H

Hits: 4 (J-Hth), Notre Dame, Feb 17, 2019; New Mexico State, Mar 13, 2019
Doubles: 2 (J-Hth), at Oregon, Mar 24, 2019
Triples: 1 (J-Sth), 9 times
Home runs: 2 (J-1st), 5 times
Total bases: 10 (J-3rd), New Mexico State, Mar 13, 2019; at Arizona, May 19, 2018
RBI: 4 (J-Hth), Xavier, Mar 10, 2019; at Arizona, May 18, 2018
Runs scored: 5 (J-1st), Xavier, Mar 05, 2019
Walks: 1 (J-1st), Arizona, Mar 31, 2019
Hit by pitch: 1, 1 times
Struck out: 3 (J-10th), 6 times
Sac flies: 1 (J-Hth), Long Beach State, Mar 11, 2017; UCLA, Mar 31, 2017
Sac bunts: 1 (J-Hth), USC, Apr 06, 2018; at Stanford, Apr 15, 2018; at Washington State, Mar 29, 2018
At bats: 6 (J-Hth), at Utah, Apr 18, 2019; at Washington, Apr 27, 2019
Stolen bases: 1, 19 times
Caught stealing: 1 (J-3rd), 10 times
Hold chances: 8, Long Beach State, Apr 02, 2019; at USC, Apr 07, 2019
Putouts: 5, at USC, Apr 07, 2019
Assists: 1, at Utah, Apr 19, 2019; at Washington, May 12, 2017; at Arizona, May 19, 2018

Burzell,B

Innings pitched: 2.1, at Utah, Apr 10, 2019
Walks allowed: 2, Long Beach State, Apr 02, 2019; at Utah, Apr 18, 2019
Strikeouts: 4, Michigan State, Mar 02, 2019
Batters faced: 10, Long Beach State, Apr 02, 2019; at Utah, Apr 18, 2019; at Washington, Apr 20, 2019
Field chances: 2, Notre Dame, Feb 16, 2019
Putouts: 1, at Washington, Apr 20, 2019; Notre Dame, Feb 16, 2019
Assists: 1, Long Beach State, Apr 02, 2019; Notre Dame, Feb 16, 2019; Washington State, Mar 17, 2019
Runners CS: 1, Oregon State, Apr 13, 2019

Caschione,D

Innings pitched: 2.2, San Diego, Feb 20, 2019
Walks allowed: 2, Long Beach State, Apr 02, 2018; Xavier, Mar 06, 2019
Strikeouts: 3, at Oregon, 3/22/19
Batters faced: 12, San Diego, Feb 20, 2019
Hold chances: 1, San Diego, Feb 20, 2019; Cal Baptist, Mar 20, 2019
Putouts: 1, Cal Baptist, Mar 20, 2019

Cheney,N

HRs: 2, at Utah, May 28, 2017
Doubles: 1, Arizona, May 20, 2017
Home runs: 1, at Utah, May 28, 2017
Total bases: 5, at Utah, May 28, 2017
RBI: 1, Arizona, May 20, 2017; at Utah, May 28, 2017
Runs scored: 2, at Utah, May 28, 2017
Hit by pitch: 1, Seattle U, Apr 18, 2019
Struck out: 1, 4 times
At bats: 4, at Utah, May 27, 2017; at Utah, May 28, 2017
Hold chances: 5, Cal Baptist, Mar 20, 2019
Putouts: 4, Cal Baptist, Mar 20, 2019
Assists: 1, Cal Baptist, Mar 20, 2019

Corrigan,B

Innings pitched: 6.0, Fullerton, Apr 04, 2018
Walks allowed: 3, at USC, Apr 07, 2018; Seattle U, Apr 16, 2019
Strikeouts: 6, at Washington, Apr 27, 2019; at Fullerton, Mar 05, 2019
Batters faced: 23, at USC, Apr 07, 2018; at Washington, Apr 27, 2019
Field chances: 2, Fullerton, Apr 04, 2018; Seattle U, Apr 16, 2019
Putouts: 2, Seattle U, Apr 16, 2019
Assists: 1, 4 times
Runners CS: 1, Fullerton, Apr 04, 2018; at Stanford, Apr 13, 2016; Washington State, Mar 16, 2019

DeBorja,RJ

Struck out: 1, UC Davis, Feb 24, 2019
At bats: 1, UC Davis, Feb 24, 2019
Innings pitched: 7.0, UC Davis, Feb 24, 2019
Walks allowed: 5 (J-Hth), Notre Dame, Feb 17, 2019
Strikeouts: 6, Xavier, Mar 10, 2019
Batters faced: 28, Xavier, Mar 10, 2019
Field chances: 3, UC Davis, Feb 24, 2019
Putouts: 1, UC Davis, Feb 24, 2019; Xavier, Mar 10, 2019
Assists: 2, UC Davis, Feb 24, 2019

Davis,C

Innings pitched: 1.2, Long Beach State, Apr 02, 2019
Walks allowed: 2, Long Beach State, Apr 02, 2019
Strikeouts: 2, UNC Wilmington, Mar 10, 2010
Batters faced: 13, Long Beach State, Apr 02, 2019
Field chances: 1, Long Beach State, Apr 02, 2019
Putouts: 1, Long Beach State, Apr 02, 2019

Deneen,M

Hits: 3, 4 times
Doubles: 1, 6 times
Triples: 1 (J-Sth), at UNLV, 04 09 19; UC Davis, Feb 24, 2019; Michigan State, Mar 01, 2019
Total bases: 5, at UNLV, 04 09 19; Michigan State, Mar 01, 2019
RBI: 4, UC Davis, Feb 24, 2019
Runs scored: 2, at UNLV, 04 09 19; Arizona, Mar 31, 2019
Walks: 3 (J-Hth), Arizona, Mar 31, 2019
Struck out: 4 (J-2nd), at Utah, May 27, 2017
Sac bunts: 1 (J-Sth), Oklahoma State, Mar 04, 2018; at Fullerton, Mar 05, 2018; at Washington, May 13, 2017
At bats: 5, 4 times
Caught stealing: 1 (J-3rd), Loyola Marymount, Mar 04, 2017
Hold chances: 3, 8 times
Putouts: 3, 7 times
Assists: 1, Michigan State, Mar 02, 2019

Fern,S

Hits: 2, 4 times
Doubles: 1, 9 times
Triples: 1 (J-Sth), New Mexico State, Mar 13, 2019
Home runs: 1, Long Beach State, Apr 02, 2019; Washington State, Mar 16, 2019
Total bases: 5, Washington State, Mar 16, 2019
RBI: 3, Notre Dame, Feb 15, 2019
Runs scored: 3 (J-Sth), Michigan State, Mar 02, 2019
Walks: 2, at USC, Mar 26, 2017; Arizona, Mar 31, 2019
Hit by pitch: 1, San Diego, Feb 20, 2019; UC Davis, Feb 24, 2019
Struck out: 3 (J-10th), at Oregon, 3/23/19; Notre Dame, Feb 16, 2019; at UC, Feb 24, 2017
Sac bunts: 1 (J-Sth), at Washington, Apr 27, 2019; Notre Dame, Feb 17, 2019
At bats: 6 (J-Hth), at Utah, Apr 10, 2019
Innings pitched: 0.2, Cal, Apr 27, 2017
Walks allowed: 1, at Oregon, Apr 29, 2017
Batters faced: 4, CSUB, Apr 23, 2017
Field chances: 15 (J-Hth), Michigan State, Mar 02, 2019
Putouts: 13, Notre Dame, Feb 16, 2019; at UCLA, Feb 24, 2017
Assists: 3, 1 times
Runners CS: 2 (J-1st), Oklahoma State, Feb 21, 2017

Garcia,D

HRs: 1, 5 times
Doubles: 1, San Diego, Feb 20, 2019
Total bases: 2, San Diego, Feb 20, 2019
Runs scored: 1, 9 times
Walks: 2, Michigan State, Mar 03, 2019
Struck out: 3 (J-10th), Long Beach State, Apr 02, 2019
Sac bunts: 1 (J-Sth), Arizona, Mar 31, 2019
At bats: 4, Long Beach State, Apr 02, 2019
Stolen bases: 1, 4 times
Caught stealing: 1 (J-3rd), at Oregon, 3/23/19; at USC, Apr 07, 2019
Field chances: 3, San Diego, Feb 20, 2019; Xavier, Mar 10, 2019
Putouts: 3, Xavier, Mar 10, 2019

Hauser,T

Hits: 5 (J-Hth), Long Beach State, Apr 02, 2019
Doubles: 2 (J-Hth), Long Beach State, Apr 02, 2019; at Pepperdine, Mar 06, 2018; Arizona, Mar 31, 2019
Home runs: 2 (J-1st), Michigan State, Mar 03, 2019
Total bases: 8, Michigan State, Mar 03, 2019
RBI: 4, Utah, UC Davis, Feb 24, 2019
Runs scored: 4 (J-3rd), UC Davis, Feb 24, 2019
Walks: 4 (J-Hth), Notre Dame, Feb 16, 2019
Hit by pitch: 1, 5 times
Struck out: 4 (J-2nd), at Washington, Apr 27, 2019
Sac flies: 1 (J-Hth), 4 times
At bats: 7 (J-Hth), Utah, Apr 18, 2019; at Washington, Apr 27, 2019
Caught stealing: 1 (J-3rd), at Oregon, 3/23/19; Michigan State, Mar 01, 2019
Field chances: 5, Pepperdine, Feb 26, 2019; Xavier, Mar 06, 2019
Putouts: 4, at USC, Apr 06, 2019; Pepperdine, Feb 26, 2019; Xavier, Mar 06, 2019
Assists: 1, Seattle U, Apr 16, 2019; UC Davis, Feb 24, 2019; Pepperdine, Feb 26, 2019

Vander Kooi

Innings pitched: 4.0 (J-1st), at Utah, Apr 19, 2019
Walks allowed: 5 (J-Hth), at Oregon, 3/23/19; Oregon State, Apr 13, 2019
Strikeouts: 15 (J-Hth), Saint Mary's, Feb 28, 2019
Batters faced: 38 (J-1st), at Utah, Apr 19, 2019
Field chances: 3, at USC, Apr 06, 2019; at Utah, Apr 19, 2019; Washington State, Mar 16, 2019
Putouts: 2, at Oregon State, Apr 20, 2019; Xavier, Mar 06, 2019; Pacific, May 14, 2010
Assists: 2, Oregon State, Apr 13, 2019; Washington State, Mar 16, 2019
Runners CS: 1, 4 times

La Plante,L

Runs scored: 1, Xavier, Mar 10, 2019
Innings pitched: 4.0, at Utah, Apr 20, 2019
Walks allowed: 5 (J-Hth), Long Beach State, Apr 02, 2019
Strikeouts: 3, UC Davis, Feb 24, 2019
Batters faced: 17, at Utah, Apr 20, 2019
Field chances: 1, Long Beach State, Apr 02, 2019; Seattle U, Apr 16, 2019; at Washington, Apr 26, 2019
Putouts: 1, Long Beach State, Apr 02, 2019; Seattle U, Apr 16, 2019; at Washington, Apr 26, 2019

Levine,W

Innings pitched: 4.0, at Utah, Apr 20, 2019
Walks allowed: 3, Notre Dame, Feb 16, 2019
Strikeouts: 3, Seattle U, Apr 16, 2019
Batters faced: 16, at Utah, Apr 20, 2019
Field chances: 1, at Utah, Apr 20, 2019; at Washington, Apr 26, 2019
Putouts: 1, at Utah, Apr 20, 2019; at Washington, Apr 26, 2019

Lesum

HRs: 1, UC Davis, Feb 24, 2019; Xavier, Mar 06, 2019
Home runs: 1, Xavier, Mar 06, 2019
Total bases: 4, Xavier, Mar 06, 2019
RBI: 1, Xavier, Mar 06, 2019
Runs scored: 1, Xavier, Mar 06, 2019
Struck out: 1, Long Beach State, Apr 02, 2019; UC Davis, Feb 23, 2018; Cal Baptist, Mar 20, 2019
Innings pitched: 4.0, at UNLV, 04 09 19
Walks allowed: 4, at UNLV, 04 09 19
Strikeouts: 3, at UNLV, 04 09 19
Batters faced: 18, at UNLV, 04 09 19

Chen, L

HRs: 4 (0.5th) at Arizona, May 09, 2017
Doubles: 7 (0.4th) at UNLV, 04-10-18
Triples: 1 (0.5th) Oregon State, Mar 18, 2017
Home runs: 2 (0.1st) at Washington, Apr 27, 2019
Total bases: 10 (0.3rd) at Washington, Apr 27, 2019
HRF: 6 (0.2nd) UC Davis, Feb 23, 2019
Runs scored: 9 (0.8th) at Washington, Apr 27, 2019
Walks: 2, at UNLV, 04-10-18, 17, Washington SL, Apr 14, 2017, UCLA, Mar 31, 2017
Hit by pitch: 1, 10 times
Struck out: 4 (0.2nd) at Oregon, Apr 28, 2017
Sacrifices: 1 (0.4th), 0 times
Sacr bunts: 1 (0.5th) at UNLV, 04-09-18, at Oregon, Apr 29, 2017, at USC, Mar 24, 2017
Stolen bases: 2 (0.2nd) New Mexico State, Feb 28, 2017
Caught stealing: 1 (0.2nd), Washington SL, Apr 14, 2017
Hold chances: 16 (0.4th), UNC-Wilmington, May 10, 2018
Mileage: 1th (0.3rd), Washington, May 04, 2018
Assists: 1, USC, Apr 20, 2010
Runners CS: 2 (0.1st), Oregon, Mar 18, 2010

Marshall, A

Innings pitched: 11.0 (0.1st), Oregon State, Apr 12, 2019
Walks allowed: 6 (0.4th) at Oregon, 202019
Strikeouts: 10 (0.7th), Notre Dame, Feb 15, 2019
Batters faced: 32, USC, Apr 06, 2018
Field chances: 4, Washington, May 01, 2010
Putouts: 3, Washington State, Mar 15, 2019
Assists: 3, Washington, May 04, 2018
Runners CS: 1, at Washington, Apr 26, 2019, UC Davis, Feb 23, 2019, UNLV, Mar 29, 2017

Montoya, C

Walks: 1, Cal Baptist, Mar 20, 2019
Innings pitched: 6.1, UCLA, Apr 01, 2017
Walks allowed: 1, (0.4th) at Cal, Apr 04, 2017
Strikeouts: 6, at USC, Mar 24, 2017
Batters faced: 30, CSUB, Apr 21, 2017
Hold chances: 4, UC A, Apr 01, 2017
Mileage: 1, 4 times
Assists: 4, UCLA, Apr 01, 2017
Runners CS: 2 (0.1st), UCLA, Apr 01, 2017

Romero, S

Innings pitched: 7.1, at Stanford, Apr 14, 2018
Walks allowed: 6 (0.4th) at Oregon State, Apr 28, 2018
Strikeouts: 9, at Stanford, Apr 18, 2019
Batters faced: 29, at San Diego, May 09, 2010
Hold chances: 7, Oregon State, Apr 14, 2019, at Oregon, Mar 24, 2019
Putouts: 1, Oregon State, Apr 14, 2019, Cal Baptist, Mar 20, 2019
Assists: 2, at Oregon, Mar 24, 2019
Runners CS: 2 (0.1st), Oregon, Mar 16, 2018

Swift, D

HRs: 3, 4 times
Doubles: 3 (0.1st), San Diego, Feb 20, 2019
Triples: 1 (0.5th) at Utah, Apr 10, 2019
Total bases: 6, at Utah, Apr 18, 2019; San Diego, Feb 20, 2019
HRF: 3, San Diego, Feb 20, 2019
Runs scored: 3 (0.5th), 0 times
Walks: 3 (0.4th) Long Beach State, Apr 02, 2019; Miami (OH), Feb 18, 2018
Hit by pitch: 2 (0.1st), Miami (OH), Feb 18, 2018
Struck out: 5 (0.1st) at Oregon, 3/20/19
Sacrifices: 1 (0.4th), San Diego, Feb 20, 2019, Oregon, Mar 17, 2010, at UCLA, Mar 25, 2010
Sacr bunts: 2 (0.2nd) at Arizona, May 18, 2018
At bats: 6 (0.4th) at Utah, Apr 18, 2019; at Washington, Apr 27, 2019
Stolen bases: 1, 1 times
Caught stealing: 2 (0.1st), Miami (OH), Feb 17, 2018
Hold chances: 10, Oklahoma State, Mar 03, 2018
Putouts: 5, at Oregon State, Apr 20, 2010
Assists: 9 (0.3rd), Pacific, May 14, 2019

Tolman, E

HRs: 3, Seattle U, Apr 16, 2019; Xavier, Mar 10, 2019
Doubles: 1, Seattle U, Apr 16, 2019
Home runs: 2 (0.1st), Seattle U, Apr 16, 2019
Total bases: 10 (0.3rd), Seattle U, Apr 16, 2019
HRF: 4, Seattle U, Apr 16, 2019
Runs scored: 3 (0.8th), Seattle U, Apr 16, 2019
Walks: 1, 4 times
Hit by pitch: 1, Xavier, Mar 10, 2019
Struck out: 3 (0.10th), at Washington, Apr 23, 2019
At bats: 5, at Utah, Apr 18, 2019; at Washington, Apr 27, 2019
Innings pitched: 0.0, Pepperdine, Feb 26, 2019
Walks allowed: 4, at UNLV, 04-09-19
Strikeouts: 5, UNLV, Apr 23, 2019
Batters faced: 15, UNLV, Apr 23, 2019; Pepperdine, Feb 26, 2019
Field chances: 4, at Oregon, 3/20/19
Putouts: 3, at Oregon, 3/20/19
Assists: 2, Pepperdine, Feb 26, 2019; Michigan State, Mar 02, 2019
Runners CS: 1, Pepperdine, Feb 26, 2019

Yorkleason, S

HRs: 4 (0.5th), Notre Dame, Feb 17, 2019
Doubles: 2 (0.4th), Miami (OH), Feb 10, 2010, at UCLA, Mar 25, 2010
Home runs: 2 (0.1st) at Stanford, Apr 14, 2018; Miami (OH), Feb 17, 2018; at Long Beach State, Feb 28, 2018
Total bases: 9 (0.7th), Miami (OH), Feb 17, 2018; at Long Beach State, Feb 28, 2018
REB: 4, 4 times
Runs scored: 4 (0.3rd), Washington, May 01, 2018
Walks: 3 (0.4th) at Washington, Apr 27, 2019; at Oregon State, Apr 28, 2019; Michigan State, Mar 03, 2019
Hit by pitch: 2 (0.1st), Utah, Apr 27, 2010
Struck out: 3 (0.10th), at San Diego, May 09, 2019
Sacrifices: 1 (0.4th), 6 times
At bats: 6 (0.8th) at Oregon, 3/20/19; at Utah, Apr 18, 2019; Oregon, Mar 17, 2019
Stolen bases: 1, 1 times
Caught stealing: 1 (0.3rd), at Washington, Apr 27, 2019, at Arizona, May 18, 2018
Hold chances: 14, 4 times
Putouts: 14 (0.7th), Oregon, Mar 10, 2010
Assists: 4, Seattle U, Apr 16, 2019, at Washington, Apr 28, 2019


Williams, A

HRs: 4 (0.4th), Michigan State, Mar 03, 2019; Washington State, Mar 17, 2019
Doubles: 3 (0.1st), Michigan State, Mar 03, 2019
Triples: 1 (0.5th), 4 times
Home runs: 1, at USC, Apr 06, 2019; at Haverdell, Mar 04, 2019; Arizona, Mar 31, 2019
Total bases: 7, Michigan State, Mar 03, 2019
HRF: 4, Seattle U, Apr 16, 2019
Runs scored: 3 (0.8th) at Washington, Apr 28, 2019
Walks: 2, 4 times
Hit by pitch: 1, 12 times
Struck out: 2, 8 times
Sacrifices: 1 (0.4th), 5 times
Sacr bunts: 1 (0.5th), 7 times
Errors: 6 (0.8th), at Utah, Apr 10, 2019, at Washington, Apr 27, 2019, Arizona, Mar 31, 2019
Stolen bases: 1, 9 times
Caught stealing: 1 (0.5th), 8 times
Hold chances: 12, at Utah, Apr 19, 2019
Putouts: 4, 5 times
Assists: 8 (0.3rd) at Utah, Apr 19, 2019

Workman, D

HRs: 4 (0.5th), Notre Dame, Feb 16, 2019
Doubles: 7 (0.4th), Oregon, Mar 18, 2018; at Oregon, Mar 24, 2019
Triples: 2 (0.1st), Oklahoma State, Mar 02, 2019
Home runs: 2 (0.1st), Washington State, Mar 15, 2019
Total bases: 6, Washington State, Mar 15, 2019
HRF: 4, Washington State, Mar 15, 2019
Runs scored: 3 (0.6th), Notre Dame, Feb 16, 2019
Walks: 3 (0.6th), at USC, Apr 07, 2019
Hit by pitch: 1, 4 times
Struck out: 4 (0.2nd), at Washington State, Mar 31, 2018; Arizona, Mar 31, 2019
Sacrifices: 1 (0.4th), at USC, Apr 06, 2019; Michigan State, Mar 03, 2019, at Washington State, Mar 31, 2018
Sacr bunts: 2 (0.2nd), at Oregon State, Apr 29, 2018
At bats: 6 (0.4th), Notre Dame, Feb 16, 2019; Arizona, Mar 31, 2019; at Arizona, May 19, 2018
Stolen bases: 1, 9 times
Caught stealing: 1 (0.3rd), USC, Apr 07, 2010, Arizona, Mar 31, 2019
Hold chances: 7, at Oregon, 3/20/19
Mileage: 3, at Utah, Apr 18, 2019; Washington State, Mar 15, 2019
Assists: 5, at Oregon, 3/20/19, UC Davis, Feb 23, 2019, Pepperdine, Feb 26, 2019

GAME BY GAME



Carter	#21
ALDRETE	INF/OF

Junior - 6'2 - 205
Bats/Throws: R/R
Monterey, Calif.
Monterey

[illegible]

On base col. 358 • Slipping col. 454


#21 Aldrete-Carter - 1 appearance (All games)																				
Date	Opponent	GS	IP	H	R	HR	HB	SO	2B	3B	HR	WP	HC	HP	HB	Score	W	L	ERA	NP
Mar 20	Cal HAPHS		1.0	1	1	1	2	1	0	0	0	0	0	0	0	15-9	0	0	9.00	22
Totals		0	1.0	1	1	1	2	1	0	0	0	0	0	0	0	15-9	0	0	9.00	



Blake	#24
BURZELL	OF

Freshman - 6'6 - 225
Bats/Throws: R/R
Laguna Beach, Calif.
Laguna Beach

Date	Opponent	GS	PG	MP	FG	3FG	FT	ORB	DRB	REB	AST	BLK	STL	PTS	W	L	PTS	TRB	AST	BLK	STL
Feb 18	NOTRE DAME	2.0	1	0	0	1	2	0	0	0	0	0	0	20	1	0	0	0	0	0	0
Feb 17	NOTRE DAME	0.2	0	1	0	0	0	0	0	0	0	0	0	18.5	1	0	0	0	0	0	0
Mar 24	UC DAVIS	1.0	0	0	0	0	0	0	0	0	0	0	1	13.5	1	0	0	0	0	0	0
Mar 26	UC DAVIS	1.0	0	0	0	0	0	0	0	0	0	0	0	18.5	1	0	0	0	0	0	0
Mar 02	MICHIGAN STATE	2.0	0	0	0	0	0	0	0	0	0	0	0	8.5	1	0	0	0	0	0	0
Mar 05	UT Fullerton	1.0	0	0	3	2	1	1	0	0	0	0	1	8.1	1	0	1	2.35	16	1	0
Mar 10	SAVIER	1.0	3	3	3	3	1	0	1	0	0	0	0	11.5	1	0	1.5	19	19	1	0
Mar 12	NEW MEXICO STATE	1.0	0	0	0	0	0	0	0	0	0	0	0	8.5	1	0	8.5	17	17	1	0
Mar 17	WINSTON STATE	0.2	1	1	2	2	0	0	0	0	0	1	0	2	6.5	1	0	2.5	17	1	0
Mar 20	CALIFORNIA STATE	1.0	1	1	1	0	3	0	0	0	1	0	0	15	1	0	8.5	13	13	1	0
3/29/09	at Oregon	1.0	1	1	0	0	1	1	0	0	0	0	1	4.5	1	0	1.5	14	1	1	0
Apr 3/1	FREDDA	1.2	2	2	2	0	2	1	0	0	0	0	0	17.18	1	0	5.18	13	13	1	0
Apr 10	UTAH VALLEY STATE	1.0	1	1	1	1	0	0	0	0	0	0	0	8.0	1	0	2.0	14	14	1	0
Apr 17	at USC	0.2	0	1	1	0	0	0	0	0	0	0	0	11.8	1	0	7.31	13	13	1	0
Apr 13	OREGON STATE	0.2	0	0	0	0	0	0	0	0	0	0	0	4.8	1	0	7.31	13	13	1	0
Apr 14	OREGON STATE	0.2	0	0	0	0	0	0	0	0	0	0	0	4.8	1	0	7.31	13	13	1	0
Apr 18	at Utah	2.1	1	1	0	0	2	2	0	0	0	1	0	11.5	1	0	6.83	41	41	1	0
Apr 23	UNLV	1.2	2	2	0	0	0	0	0	0	0	0	0	9.2	3	0	11.0	23	23	1	0
Apr 26	at Washington	1.0	2	2	0	0	1	1	0	0	0	0	0	8.0	3	0	5.82	20	20	1	0
Apr 28	at Washington	1.0	2	2	0	0	1	1	0	0	0	0	0	11.5	3	0	5.82	20	20	1	0
totale		11	79.3	26	18	15	11	21	5	2	3	1	6	119.13	34	0	1	1	1	1	0



Hunter	#4
BISHOP	OF

Junior - 6'5 - 210
Bats/Throws: L/R
Ramona, Calif.
Ramona

Date	Opponent	Site	Att	R	W	L	OT	W	L	OT	HS	HS	CS	HS	SAC	S	OT	W	L	OT	A	1	Ang
Feb 16	at UNIV. OF ILL.	N	4	2	2	0	1	1	1	1	1	1	1	1	1	0	0	0	0	0	0	500	
Feb 16	NOTRE DAME	N	4	2	2	0	1	1	1	1	1	1	1	1	1	0	0	0	0	0	0	454	
Feb 17	NOTRE DAME	N	4	2	2	0	1	1	1	1	1	1	1	1	1	0	0	0	0	0	0	575	
Feb 20	at SAN JOSE STATE	N	4	2	2	0	1	1	1	1	1	1	1	1	1	0	0	0	0	0	0	400	
Feb 23	at UC DAVIS	N	3	3	0	0	0	0	0	0	0	0	0	0	0	0	0	0	0	0	0	475	
Feb 23	UC DAVIS	N	3	3	0	0	0	0	0	0	0	0	0	0	0	0	0	0	0	0	0	475	
Feb 23	at UC DAVIS	N	3	3	0	0	0	0	0	0	0	0	0	0	0	0	0	0	0	0	0	475	
Feb 24	at UC DAVIS	N	3	3	0	0	0	0	0	0	0	0	0	0	0	0	0	0	0	0	0	475	
Feb 24	at UC DAVIS	N	3	3	0	0	0	0	0	0	0	0	0	0	0	0	0	0	0	0	0	475	
Mar 01	MICHIGAN STATE	N	4	2	2	0	1	1	1	1	1	1	1	1	1	0	0	0	0	0	0	384	
Mar 02	MICHIGAN STATE	N	4	2	2	0	1	1	1	1	1	1	1	1	1	0	0	0	0	0	0	388	
Mar 03	MICHIGAN STATE	N	4	2	2	0	1	1	1	1	1	1	1	1	1	0	0	0	0	0	0	388	
Mar 05	at Fullerton	N	4	1	3	0	0	0	0	0	0	0	0	0	0	0	0	0	0	0	0	369	
Mar 06	KANSAS	N	4	2	2	0	1	1	1	1	1	1	1	1	1	0	0	0	0	0	0	398	
Mar 06	KANSAS	N	4	2	2	0	1	1	1	1	1	1	1	1	1	0	0	0	0	0	0	398	
Mar 06	KANSAS	N	4	2	2	0	1	1	1	1	1	1	1	1	1	0	0	0	0	0	0	398	
Mar 06	KANSAS	N	4	2	2	0	1	1	1	1	1	1	1	1	1	0	0	0	0	0	0	398	
Mar 06	KANSAS	N	4	2	2	0	1	1	1	1	1	1	1	1	1	0	0	0	0	0	0	398	
Mar 06	KANSAS	N	4	2	2	0	1	1	1	1	1	1	1	1	1	0	0	0	0	0	0	398	
Mar 06	KANSAS	N	4	2	2	0	1	1	1	1	1	1	1	1	1	0	0	0	0	0	0	398	
Mar 06	KANSAS	N	4	2	2	0	1	1	1	1	1	1	1	1	1	0	0	0	0	0	0	398	
Mar 06	KANSAS	N	4	2	2	0	1	1	1	1	1	1	1	1	1	0	0	0	0	0	0	398	
Mar 06	KANSAS	N	4	2	2	0	1	1	1	1	1	1	1	1	1	0	0	0	0	0	0	398	
Mar 06	KANSAS	N	4	2	2	0	1	1	1	1	1	1	1	1	1	0	0	0	0	0	0	398	
Mar 06	KANSAS	N	4	2	2	0	1	1	1	1	1	1	1	1	1	0	0	0	0	0	0	398	
Mar 06	KANSAS	N	4	2	2	0	1	1	1	1	1	1	1	1	1	0	0	0	0	0	0	398	
Mar 06	KANSAS	N	4	2	2	0	1	1	1	1	1	1	1	1	1	0	0	0	0	0	0	398	
Mar 06	KANSAS	N	4	2	2	0	1	1	1	1	1	1	1	1	1	0	0	0	0	0	0	398	
Mar 06	KANSAS	N	4	2	2	0	1	1	1	1	1	1	1	1	1	0	0	0	0	0	0	398	
Mar 06	KANSAS	N	4	2	2	0	1	1	1	1	1	1	1	1	1	0	0	0	0	0	0	398	
Mar 06	KANSAS	N	4	2	2	0	1	1	1	1	1	1	1	1	1	0	0	0	0	0	0	398	
Mar 06	KANSAS	N	4	2	2	0	1	1	1	1	1	1	1	1	1	0	0	0	0	0	0	398	
Mar 06	KANSAS	N	4	2	2	0	1	1	1	1	1	1	1	1	1	0	0	0	0	0	0	398	
Mar 06	KANSAS	N	4	2	2	0	1	1	1	1	1	1	1	1	1	0	0	0	0	0	0	398	
Mar 06	KANSAS	N	4	2	2	0	1	1	1	1	1	1	1	1	1	0	0	0	0	0	0	398	
Mar 06	KANSAS	N	4	2	2	0	1	1	1	1	1	1	1	1	1	0	0	0	0	0	0	398	
Mar 06	KANSAS	N	4	2	2	0	1	1	1	1	1	1	1	1	1	0	0	0	0	0	0	398	
Mar 06	KANSAS	N	4	2	2	0	1	1	1	1	1	1	1	1	1	0	0	0	0	0	0	398	
Mar 06	KANSAS	N	4	2	2	0	1	1	1	1	1	1	1	1	1	0	0	0	0	0	0	398	
Mar 06	KANSAS	N	4	2	2	0	1	1	1	1	1	1	1	1	1	0	0	0	0	0	0	398	
Mar 06	KANSAS	N	4	2	2	0	1	1	1	1	1	1	1	1	1	0	0	0	0	0	0	398	
Mar 06	KANSAS	N	4	2	2	0	1	1	1	1	1	1	1	1	1	0	0	0	0	0	0	398	
Mar 06	KANSAS	N	4	2	2	0	1	1	1	1	1	1	1	1	1	0	0	0	0	0	0	398	
Mar 06	KANSAS	N	4	2	2	0	1	1	1	1	1	1	1	1	1	0	0	0	0	0	0	398	
Mar 06	KANSAS	N	4	2	2	0	1	1	1	1	1	1	1	1	1	0	0	0	0	0	0	398	
Mar 06	KANSAS	N	4	2	2	0	1	1	1	1	1	1	1	1	1	0	0	0	0	0	0	398	
Mar 06	KANSAS	N	4	2	2	0	1	1	1	1	1	1	1	1	1	0	0	0	0	0	0	398	
Mar 06	KANSAS	N	4	2	2	0	1	1	1	1	1	1	1	1	1	0	0	0	0	0	0	398	
Mar 06	KANSAS	N	4	2	2	0	1	1	1	1	1	1	1	1	1	0	0	0	0	0	0	398	
Mar 06	KANSAS	N	4	2	2	0	1	1	1	1	1	1	1	1	1	0	0	0	0	0	0	398	
Mar 06	KANSAS	N	4	2	2	0	1	1	1	1	1	1	1	1	1	0	0	0	0	0	0	398	
Mar 06	KANSAS	N	4	2	2	0	1	1	1	1	1	1	1	1	1	0	0	0	0	0	0	398	
Mar 06	KANSAS	N	4	2	2	0	1	1	1	1	1	1	1	1	1	0	0	0	0	0	0	398	
Mar 06	KANSAS	N	4	2	2	0	1	1	1	1	1	1	1	1	1	0	0	0	0	0	0	398	
Mar 06	KANSAS	N	4	2	2	0	1	1	1	1	1	1	1	1	1	0	0	0	0	0	0	398	
Mar 06	KANSAS	N	4	2	2	0	1	1	1	1	1	1	1	1	1	0	0	0	0	0	0	398	
Mar 06	KANSAS	N	4	2	2	0	1	1	1	1	1	1	1	1	1	0	0	0	0	0	0	398	
Mar 06	KANSAS	N	4	2	2	0	1	1	1	1	1	1	1	1	1	0	0	0	0	0	0	398	
Mar 06	KANSAS	N	4	2	2	0	1	1	1	1	1	1	1	1	1	0	0	0	0	0	0	398	
Mar 06	KANSAS	N	4	2	2	0	1	1	1	1	1	1	1	1	1	0	0	0	0	0	0	398	
Mar 06	KANSAS	N	4	2	2	0	1	1	1	1	1	1	1	1	1	0	0	0	0	0	0	398	
Mar 06	KANSAS	N	4	2	2	0	1	1	1	1	1	1	1	1	1	0	0	0	0	0	0	398	
Mar 06	KANSAS	N	4	2	2	0	1	1	1	1	1	1	1	1	1	0	0	0	0	0	0	398	
Mar 06	KANSAS	N	4	2	2	0	1	1	1	1	1	1	1	1	1	0	0	0	0	0	0	398	
Mar 06	KANSAS	N	4	2	2	0	1	1	1	1	1	1	1	1	1	0	0	0	0	0	0	398	
Mar 06	KANSAS	N	4	2	2	0	1	1	1	1	1	1	1	1	1	0	0	0	0	0	0	398	
Mar 06	KANSAS	N	4	2	2	0	1	1	1	1	1	1	1	1	1	0	0	0	0	0	0	398	
Mar 06	KANSAS	N	4	2	2	0	1	1	1	1	1	1	1	1	1	0	0	0	0	0	0	398	
Mar 06	KANSAS	N	4	2	2	0	1	1	1	1	1	1	1	1	1	0	0	0	0	0	0	398	
Mar 06	KANSAS	N	4	2	2	0	1	1	1	1	1	1	1	1	1	0	0	0	0	0	0	398	
Mar 06	KANSAS	N	4	2	2	0	1	1	1	1	1	1	1	1	1	0	0	0	0	0	0	398	
Mar 06	KANSAS	N	4	2	2	0	1	1	1	1	1	1	1	1	1	0	0	0	0	0	0	398	
Mar 06	KANSAS	N	4	2	2	0	1	1	1	1	1	1	1	1	1	0	0	0	0	0	0	398	
Mar 06	KANSAS	N	4	2	2	0	1	1	1	1	1	1	1	1	1	0	0	0	0	0	0	398	
Mar 06	KANSAS	N	4	2	2	0	1	1	1	1	1	1	1	1	1	0	0	0	0	0	0	398	
Mar 06	KANSAS	N	4	2	2	0	1	1	1	1	1	1	1	1	1	0	0	0	0	0	0	398	
Mar 06	KANSAS	N	4	2	2	0	1	1	1	1	1	1	1	1	1	0	0	0	0	0	0	398	
Mar 06	KANSAS	N	4	2	2	0	1	1	1	1	1	1	1	1	1	0	0	0	0	0	0	398	
Mar 06	KANSAS	N	4	2	2	0	1	1	1	1	1	1	1	1	1	0	0	0	0	0	0	398	
Mar 06	KANSAS	N	4	2	2	0	1	1	1	1	1	1	1	1	1	0	0	0	0	0	0	398	
Mar 06	KANSAS	N	4	2	2	0	1	1	1	1	1	1	1	1	1	0	0	0	0	0	0	398	
Mar 06	KANSAS	N	4	2	2	0	1	1	1	1	1	1	1	1	1	0	0	0	0	0	0	398	
Mar 06	KANSAS	N	4	2	2	0	1	1	1	1	1	1	1	1	1	0	0	0	0	0	0	398	
Mar 06																							

On base red 498 • Slumping red 015




Dom	#35
CACCHIONE	RHP

Freshman - 6'2 - 175
Bats/Throws: R/R
Menlo Park, Calif.
Sacred Heart Prep

Date	Opponent	08	IP	H	R	ER	BB	SO	2B	3B	HR	WP	BK	HBP	0	BB	Score	W-L	Sv	ERA	N
Feb 16	NOTRE DAME		0.2	0	0	0	0	0	0	0	0	0	0	0	0	0	20:7	0-0		0.00	
Feb 20	SAN DIEGO		2.2	3	2	1	1	2	1	0	0	0	0	0	0	0	12-2	0-0		2.70	3
Feb 24	UC DAVIS		2.0	2	1	0	0	2	0	0	0	0	0	1	0	0	17-2	0-0		1.89	3
Mar 03	MICHIGAN STATE		1.0	0	0	0	0	1	0	0	0	0	0	0	0	0	15-2	0-0		1.42	
Mar 08	XAVIER		1.0	0	0	0	2	1	0	0	0	0	0	1	0	0	12-0	0-0		1.23	2
Mar 20	CALIFORNIA		0.1	0	0	0	0	0	0	0	0	0	0	0	0	0	15-9	0-0		1.17	
3/22/19	at Oregon		2.0	3	2	2	1	3	1	0	0	1	0	1	0	0	12-2	0-0		2.79	3
Apr 02	LONG BEACH STATE		0.1	2	4	4	2	0	1	0	0	0	0	0	0	0	9-14	0-1		5.30	1
Totals		1	10.0	10	9	7	6	9	3	0	0	1	0	3	0	0	110:38	0-1		6.30	

2018 Sun Devil Baseball

GAME BY GAME



Nick CHEEMA **#40**
C

Junior - 5'11 - 195
Bats/Throws: R/R
Weatherford, Calif.
Aleda/Central Arizona



Brady CORRIGAN **#30**
RHP

Sophomore - 6'2 - 210
Bats/Throws: R/R
Plainfield, Ill.
Plainfield North

Date	Opponent	Pos	AB	R	H	RBI	2B	3B	HR	BB	SB	CS	HBP	SAC	SF	GDP	K	PO	A	E	Avg
Feb 17	NOTRE DAME	ph/c	1	0	0	0	0	0	0	0	0	0	0	0	0	0	1	3	0	0	.000
Feb 23	UC DAVIS-2	ph	1	0	1	0	0	0	0	0	0	0	0	0	0	0	0	0	0	0	.333
Feb 24	UC DAVIS	ph/c	1	0	0	0	0	0	0	0	0	0	0	0	0	0	1	1	0	0	.250
Mar 03	MICHIGAN STATE	ph/c	1	0	0	0	0	0	0	0	0	0	0	0	0	0	0	0	0	0	.286
Mar 08	XAVIER	ph	1	0	0	0	0	0	0	0	0	0	0	0	0	0	0	0	0	0	.200
Mar 20	CAL BAPTIST	c	2	0	1	0	0	0	0	0	0	0	0	0	0	0	0	4	1	0	.286
Apr 16	SEATTLEU	ph	0	0	0	0	0	0	0	0	0	0	0	0	0	0	0	0	0	0	.286
Totals		Ogs	7	0	2	0	0	0	0	0	0	0	0	1	0	0	3	8	1	0	.286

On base pct. .375 • Slugging pct. .286

Date	Opponent	GS	IP	H	R	ER	BB	SO	2B	3B	HR	WP	BK	HBP	IBB	Score	W-L	Sv	ERA	NP
Feb 15	NOTRE DAME	0	0.2	0	0	0	1	1	0	0	0	0	0	0	0	0-1	0	0	0.00	16
Feb 17	NOTRE DAME	1	1.0	1	0	0	0	1	0	0	0	0	0	0	0	18-5	0	0	0.00	15
Feb 20	SAN DIEGO	2	2.0	1	0	0	0	3	0	0	0	1	0	0	0	12-7	0	0	0.00	33
Feb 26	SAFARI STADIUM	2	2.0	3	1	1	0	2	1	0	0	1	0	0	0	4-3	1	0	1.42	30
Mar 02	MICHIGAN STATE	1	1.0	1	1	1	1	2	0	0	0	0	0	0	0	0-5	1	0	2.45	17
Mar 05	at Tulane	2	2.2	1	0	0	0	2	0	0	0	0	0	0	0	0-1	2	0	1.00	46
Mar 10	XAVIER	1	1.1	1	0	0	0	2	0	0	0	0	0	0	0	11-5	0	0	1.00	34
Mar 11	NEW MEXICO STATE	1	1.2	2	2	2	2	2	0	0	0	0	0	0	0	1-3	2	0	3.64	34
Mar 12	WASHINGTON STATE	1	1.2	3	2	1	0	0	2	0	0	0	0	0	0	0-7	2	0	3.14	31
Mar 17	WASHINGTON STATE	2	2.0	3	0	0	0	3	1	0	0	0	0	0	0	0-5	2	0	2.78	32
Mar 20	CAL BAPTIST	0	0.2	1	0	0	0	0	0	0	0	0	0	0	0	15-9	0	0	2.26	12
Apr 06	at Oregon	2	2.2	1	1	2	1	0	0	1	0	0	0	0	0	0-5	2	0	4.75	61
Mar 28	ARIZONA	2	2.1	1	0	0	1	3	0	1	0	0	0	0	0	0-7	2	0	7.46	46
Mar 31	ARIZONA	0	0.1	1	2	2	1	0	0	0	0	0	0	0	0	17-16	2	1	3.22	13
Apr 07	at USC	1	1.0	5	3	3	1	2	0	1	0	0	0	0	0	11-5	3	1	4.38	01
Apr 13	OREGON STATE	1	1.2	4	2	2	1	4	1	0	0	0	0	0	0	0-8	3	2	4.78	03
Apr 16	SCOTTSDALE	1	3.0	4	3	3	3	5	2	0	0	0	0	0	0	12-5	3	1	5.17	11
Apr 18	at Utah	0	0.1	1	2	2	0	1	0	0	0	0	0	0	0	15-5	3	1	5.98	13
Apr 20	UNLV	1	1.1	0	0	0	2	0	0	0	0	0	0	0	0	0-2	2	1	5.15	16
Apr 27	at Washington	1	1.2	7	4	4	1	1	0	2	0	0	0	0	0	0-10	3	1	8.79	01
Totals		1	31.7	47	26	24	22	48	17	1	2	1	0	6	0	108-110	33	1	5.73	-



RJ DABOVICH **#11**
RHP

Sophomore - 6'3 - 215
Bats/Throws: R/R
Pueblo, Colo.
Pueblo West/Central Arizona




Colby DAVIS **#22**
RHP

Sophomore - 6'8 - 235
Bats/Throws: R/R
Scottsdale, Ariz.
Chaparral

Date	Opponent	GS	IP	H	R	ER	BB	SO	2B	3B	HR	WP	BK	HBP	IBB	Score	W-L	Sv	ERA	NP
Feb 17	NOTRE DAME	*	5.0	4	3	3	5	4	1	0	0	0	0	0	0	16-5	1-0	0	5.40	88
Feb 24	UC DAVIS	*	7.0	4	1	1	1	3	1	0	1	0	0	0	1	17-2	2-0	0	3.00	78
Mar 03	MICHIGAN STATE	*	6.0	4	1	1	2	5	0	0	0	1	0	0	0	13-2	3-0	0	2.50	74
Mar 10	XAVIER	*	6.1	5	3	2	3	6	2	0	1	0	0	0	0	11-8	4-0	0	2.22	90
Mar 17	WASHINGTON STATE	*	3.2	6	3	2	1	3	1	0	0	1	0	0	1	0-6	4-0	0	2.57	86
Mar 24	at Oregon	*	5.1	4	3	3	4	4	1	0	0	0	0	0	1	7-3	5-0	0	2.97	104
Mar 31	ARIZONA	*	2.0	7	7	6	2	5	2	0	1	1	0	0	0	17-16	5-0	0	4.33	57
Apr 07	at USC	*	2.1	4	2	1	0	1	0	1	1	0	0	0	1	11-8	5-0	0	4.30	35
Apr 28	at Washington	*	1.1	0	0	0	0	3	0	0	0	0	0	0	0	11-8	5-0	1	4.15	15
Totals		8	39.0	38	23	18	18	34	8	1	4	3	1	4	0	109-53	5-0	1	4.15	-

Date	Opponent	GS	IP	H	R	ER	BB	SO	2B	3B	HR	WP	BK	HBP	IBB	Score	W-L	Sv	ERA	NP
Mar 20	CAL BAPTIST	0	0.2	4	3	3	1	1	1	0	0	0	0	0	0	0-15	0-0	0	40.50	25
Mar 31	ARIZONA	0	0.1	0	0	0	0	1	0	0	0	0	0	0	0	0-17	16-0	0	27.00	8
Apr 02	LONG BEACH STATE	0	1.2	5	5	2	2	0	2	0	0	0	0	0	0	0-4	14-0	0	16.88	43
Totals		0	2.2	9	8	5	3	2	3	0	0	0	0	0	0	0-41	39-0	0	16.88	-



Myles **#17**
DENSON **OF**

Junior - 6'2 - 185
Bats/Throws: R/R
Las Vegas, Nev.
Bishop Gorman

[illegible]

Sam	#9
FERRI	C

RS Sophomore - 5'11 - 185
Bats/Throws: R/R
Norridge, Ill.
Notre Dame College

[illegible]

Dusty	#10
GARCIA	OF

Freshman - 6'0 - 175
Bats/Throws: L/R
Port Orchard, Wash.
South Kitsap


Date	Opponent	Place	Abs.	R	H	BH	SH	JH	BB	SB	CS	IBB*	SAC	S	LOB*	W	L	T	Pct.
-Feb-06	NORTH DAKOTA	phr	7	0	0	0	0	0	0	0	0	0	0	0	0	0	0	0	.000
-Feb-17	NOTRE DAME	phr	1	0	0	0	0	0	0	0	0	0	0	0	0	0	1	0	.000
-Feb-20	ST. CIGEO	phr	1	0	0	0	0	0	0	0	0	0	0	0	0	0	0	0	.250
-Feb-23	UC-DAVIS	C	0	0	0	0	0	0	0	0	0	0	0	0	0	0	0	0	.000
-Feb-23	UC-DAVIS*	phr	7	0	0	0	0	0	0	0	0	0	0	0	0	0	0	0	.000
-Feb-28	UC-DAVIS	phr	1	0	0	0	0	0	0	0	0	0	0	0	0	0	0	0	.000
-Mar-01	MICHIGAN STATE	phr	1	0	0	0	0	0	0	0	0	0	0	0	0	0	0	0	.000
-Mar-03	MICHIGAN STATE	phr	3	1	0	0	0	0	0	0	0	0	0	0	0	0	2	0	.000
-Mar-08	KANSAS	phr	1	0	0	0	0	0	0	0	0	0	0	0	0	0	1	0	.000
-Mar-09	KANSAS	phr	0	0	0	0	0	0	0	0	0	0	0	0	0	0	0	0	.000
-Mar-13	NEW MEXICO STATE	phr	0	0	0	0	0	0	0	0	0	0	0	0	0	0	0	0	.000
-Mar-15	WASHINGTON STATE	C	0	0	0	0	0	0	0	0	0	0	0	0	0	0	0	0	.000
-Mar-16	WASHINGTON STATE	phr	0	0	0	0	0	0	0	0	0	0	0	0	0	0	0	0	.000
-Mar-20	CALIFORNIA	phr	2	1	0	0	0	0	0	0	0	0	0	0	0	0	1	0	.222
-3/22/05	@ Oregon	phr	0	0	0	0	0	0	0	0	0	0	0	0	0	0	0	0	.000
-3/23/05	@ Oregon	phr	0	0	0	0	0	0	0	0	0	0	0	0	0	0	0	0	.000
-Mar-27	OREGON	phr	0	0	0	0	0	0	0	0	0	0	0	0	0	0	0	0	.000
-Apr-07	UNIVERSITY OF CALIFORNIA	phr	4	1	0	0	0	0	0	0	0	0	0	0	0	0	3	2	.000
-Apr-10	OF U.S.	pr	0	0	0	0	0	0	0	0	0	0	0	0	0	0	0	0	.000
-Apr-10	UNIVERSITY OF CALIFORNIA	phr	0	0	0	0	0	0	0	0	0	0	0	0	0	0	0	0	.000
-Apr-12	OREGON STATE	pr	0	0	0	0	0	0	0	0	0	0	0	0	0	0	0	0	.000
-Apr-14	OREGON STATE	pr	0	0	0	0	0	0	0	0	0	0	0	0	0	0	0	0	.000
-Apr-15	OREGON STATE	phr	0	0	0	0	0	0	0	0	0	0	0	0	0	0	0	0	.000
-Apr-20	UNLV	phr	0	0	0	0	0	0	0	0	0	0	0	0	0	0	0	0	.000
-Apr-28	@ Washington	phr	1	0	0	0	0	0	0	0	0	0	0	0	0	0	0	0	.000
-Apr-27	@ Washington	phr	0	0	0	0	0	0	0	0	0	0	0	0	0	0	0	0	.000
Total:		phr	26	9	5	0	1	0	0	0	0	0	0	0	0	0	13	8	.100



Trevor	#18
HAUVER	OF

Sophomore - 6'0 - 205
Bats/Throws: L/R
Chandler, Ariz.
Perry

[illegible]



Luke LaFlam #29 RHP

Freshman - 6'2 - 200
Bats/Throws: R/R
Aurora, Colo.
Grandview

Date	Opponent	GS	IP	H	R	ER	BB	SO	2B	3B	HR	WP	BK	HBP	IBB	Score	W-L	Sv	ERA	NP
Feb 16	NOTRE DAME	1.0	2.0	0	0	0	1	0	0	0	0	0	0	0	0	20-7	0-0	0	0.00	15
Feb 23	UC DAVIS-2	1.0	0	0	0	0	3	0	0	0	0	0	0	0	0	13-3	0-0	0	0.00	12
Apr 02	LONG BEACH STATE	2.0	0	2	2	5	2	0	0	0	1	1	0	0	0	9-14	0-0	0	3.86	56
Apr 05	at USC	1.0	2	1	1	0	1	0	0	0	1	0	0	0	0	6-10	0-0	0	4.76	18
Apr 09-19	at UNLV	1.0	2	1	1	0	1	2	0	0	0	0	0	0	0	8-10	0-0	0	5.40	20
Apr 16	SEATTLE U	1.0	0	0	0	1	0	0	0	0	0	0	0	0	0	12-5	0-0	0	4.70	12
Apr 20	at Utah	3.0	8	4	4	1	2	1	0	1	0	0	0	0	0	3-6	0-1	0	6.75	51
Apr 26	at Washington	1.0	0	1	1	1	0	0	0	0	0	0	0	0	0	6-10	0-1	0	6.94	15
Totals		1	11.2	14	9	9	8	10	3	0	2	1	1	1	0	76-65	0-1	0	6.94	-



Will Levine #12 RHP

Sophomore - 6'2 - 200
Bats/Throws: R/R
Mission Viejo, Calif.
Mission Viejo

Date	Opponent	GS	IP	H	R	ER	BB	SO	2B	3B	HR	WP	BK	HBP	IBB	Score	W-L	Sv	ERA	NP
Feb 16	NOTRE DAME	0.1	1	2	2	3	1	0	0	0	0	0	0	0	0	20-7	0-0	0	54.00	19
Mar 03	MICHIGAN STATE	1.0	2	1	1	0	1	0	0	0	0	0	0	0	0	13-2	0-0	0	20.25	10
Mar 08	XAVIER	1.0	0	0	0	0	0	1	0	0	0	0	0	0	0	12-0	0-0	0	11.57	19
Mar 20	CAL BAPTIST	0.1	3	4	3	2	0	1	0	0	0	0	0	0	0	15-9	0-0	0	20.25	23
Apr 05	at USC	1.0	0	0	0	0	1	1	0	0	0	0	0	0	0	6-10	0-0	0	14.73	8
Apr 16	SEATTLE U	1.0	0	0	0	1	3	0	0	0	0	0	0	0	0	12-5	0-0	0	11.57	22
Apr 20	at Utah	4.0	6	1	1	2	2	0	0	0	0	0	0	0	0	3-6	0-0	0	7.27	74
Apr 26	at Washington	3.2	2	0	0	2	1	0	1	0	0	0	0	0	0	6-10	0-0	0	5.11	32
Totals		0	12.1	14	8	7	10	10	0	1	0	0	0	0	0	87-49	0-0	0	6.11	-



Marc Lidd #31 INF

Freshman - 6'4 - 210
Bats/Throws: R/R
Irvine, Calif.
Crean Lutheran

Date	Opponent	Pos	AB	R	H	RB	SO	2B	3B	HR	SB	CS	HBP	SAC	SF	GDP	K	PO	A	E	Avg
Feb 17	NOTRE DAME	ph/1b	1	0	0	0	0	0	0	0	0	0	0	0	0	0	1	2	0	0	0.000
Feb 23	UC DAVIS-2	ph/1b	1	0	0	0	0	0	0	0	0	0	0	0	0	0	1	0	0	0	0.000
Feb 24	UC DAVIS	1b	1	0	1	0	0	0	0	0	0	0	0	0	0	0	1	0	0	0	0.333
Mar 03	MICHIGAN STATE	ph/2b	1	0	0	0	0	0	0	0	0	0	0	0	0	0	0	0	0	0	0.000
Mar 08	XAVIER	ph/1b	2	1	1	1	0	0	1	0	0	0	0	0	0	0	0	0	0	0	0.333
Mar 10	XAVIER	ph	1	0	0	0	0	0	0	0	0	0	0	0	0	0	0	0	0	0	0.000
Mar 15	WASHINGTON STATE	ph	1	0	0	0	0	0	0	0	0	0	0	0	0	0	0	0	0	0	0.000
Mar 20	CAL BAPTIST	ph/1b	1	0	0	0	0	0	0	0	0	0	0	0	0	0	0	0	0	0	0.000
3/22/19	at Oregon	ph/1b	1	0	0	0	0	0	0	0	0	0	0	0	0	0	0	0	0	0	0.000
Apr 02	LONG BEACH STATE	p	1	0	0	0	0	0	0	0	0	0	0	0	0	0	1	1	1	0	0.182
Apr 14	OREGON STATE	p	0	0	0	0	0	0	0	0	0	0	0	0	0	0	0	0	0	0	0.000
Totals		ogs	11	1	2	1	0	0	1	0	0	0	0	0	0	0	3	7	2	1	0.182

On base pct. .182 • Slugging pct. .455

#31 Lidd, Marc - 6 appearances (All games)


Date	Opponent	GS	IP	H	R	ER	BB	SO	2B	3B	HR	WP	BK	HBP	IBB	Score	W-L	Sv	ERA	NP
Feb 20	SAN DIEGO	1.0	0	0	0	1	1	0	0	0	0	0	0	0	0	12-2	0-0	0	0.00	17
Apr 02	LONG BEACH STATE	3.0	0	0	0	1	0	0	0	0	0	0	0	0	0	9-14	0-0	0	0.00	32
04-09-19	at UNLV	4.0	3	5	5	4	3	0	0	0	1	0	0	0	0	9-10	0-0	0	5.62	70
Apr 14	OREGON STATE	1.1	2	0	0	0	1	0	0	0	0	0	0	0	0	3-4	0-0	0	4.82	23
Apr 16	SEATTLE U	2.0	2	2	2	2	1	0	0	0	1	0	0	0	0	12-5	1-0	0	5.56	29
Apr 18	at Utah	1.0	2	2	2	0	1	0	0	1	0	0	0	0	0	11-6	1-0	0	6.57	23
Totals		0	12.1	9	9	9	8	7	0	0	1	2	0	0	0	56-41	1-0	0	6.57	-



Lyle Lin #22 RHP

Sophomore - 6'8 - 235
Bats/Throws: R/R
Scottsdale, Ariz.
Chaparral

Date	Opponent	Pos	AB	R	H	2B	3B	HR	SB	CS	HBP	SAC	SF	GDP	K	PO	A	E	Avg
Feb 16	NOTRE DAME	ph	1	1	2	0	0	0	0	0	0	0	0	0	0	0	0	0	0.333
Feb 17	NOTRE DAME	ph	1	0	1	0	0	0	0	0	0	0	0	0	0	0	0	0	0.143
Feb 20	SAN DIEGO	ph	4	1	0	0	0	0	0	0	0	0	0	0	0	0	0	0	0.117
Feb 24	UC DAVIS-1	ph	3	0	0	0	1	0	0	0	0	0	0	0	0	0	0	0	0.000
Feb 24	UC DAVIS-2	ph	3	0	0	0	1	0	0	0	0	0	0	0	0	0	0	0	0.000
Feb 24	UC DAVIS	ph	2	1	2	0	1	0	0	0	0	0	0	0	0	0	0	0	0.333
Feb 26	UC DAVIS	ph	4	1	2	2	0	0	0	0	0	0	0	0	0	0	0	0	0.250
Feb 26	UC DAVIS	ph	4	1	2	2	0	0	0	0	0	0	0	0	0	0	0	0	0.250
Mar 01	MICHIGAN STATE	ph	4	0	3	1	0	0	0	0	0	0	0	0	0	0	0	0	0.375
Mar 02	MICHIGAN STATE	ph	4	0	0	0	0	0	0	0	0	0	0	0	0	0	0	0	0.000
Mar 03	MICHIGAN STATE	ph	4	0	0	0	0	0	0	0	0	0	0	0	0	0	0	0	0.000
Mar 06	at HAWAII	ph	3	0	0	0	0	0	0	0	0	0	0	0	0	0	0	0	0.000
Mar 08	XAVIER	ph	4	1	2	1	0	0	0	0	0	0	0	0	0	0	0	0	0.250
Mar 10	XAVIER	ph	4	1	2	0	0	0	0	0	0	0	0	0	0	0	0	0	0.250
Mar 13	at WASH STATE	ph	3	0	0	0	0	0	0	0	0	0	0	0	0	0	0	0	0.000
Mar 16	WASHINGTON STATE	ph	4	0	0	0	0	0	0	0	0	0	0	0	0	0	0	0	0.000
Mar 17	WASHINGTON STATE	ph	5	1	1	0	0	0	0	0	0	0	0	0	0	0	0	0	0.200
Mar 20	CAL BAPTIST	ph	1	2	1	0	0	0	0	0	0	0	0	0	0	0	0	0	0.500
3/22/19	at Oregon	ph	3	1	2	2	0	0	0	0	0	0	0	0	0	0	0	0	0.333
3/22/19	at Oregon	ph	1	3	0	0	0	0	0	0	0	0	0	0	0	0	0	0	0.000
Mar 24	at Oregon	ph	4	1	1	0	0	0	0	0	0	0	0	0	0	0	0	0	0.143
Mar 26	ARIZONA	ph	4	0	0	0	0	0	0	0	0	0	0	0	0	0	0	0	0.000
Mar 30	ARIZONA	ph	1	0	0	0	0	0	0	0	0	0	0	0	0	0	0	0	0.000
Mar 31	ARIZONA	ph	4	2	1	2	0	0	0	0	0	0	0	0	0	0	0	0	0.250
Apr 02	LONG BEACH STATE	ph	3	0	1	0	0	0	0	0	0	0	0	0	0	0	0	0	0.333
Apr 06	at USC	ph	4	0	1	0	0	0	0	0	0	0	0	0	0	0	0	0	0.250
Apr 07	at USC	ph	3	0	1	0	0	0	0	0	0	0	0	0	0	0	0	0	0.333
Apr 09-19	at UNLV	ph	3	0	0	0	0	0	0	0	0	0	0	0	0	0	0	0	0.000
Apr 12	OREGON STATE	ph	4	0	2	0	1	0	0	0	0	0	0	0	0	0	0	0	0.200
Apr 13	OREGON STATE	ph	1	0	0	0	0	0	0	0	0	0	0	0	0	0	0	0	0.000
Apr 14	OREGON STATE	ph	3	1	1	0	0	0	0	0	0	0	0	0	0	0	0	0	0.333
Apr 16	at UTAH	ph	4	1	0	0	0	0	0	0	0	0	0	0	0	0	0	0	0.250
Apr 18	at UTAH	ph	5	2	1	0	0	0	0	0	0	0	0	0	0	0	0	0	0.200
Apr 20	at UTAH	ph	3	0	0	0	0	0	0	0	0	0	0	0	0	0	0	0	0.000
Apr 27	at Washington	ph	3	1	2	1	1	0	0	0	0	0	0	0	0	0	0	0	0.333
Apr 27	at Washington	ph	3	0	0	0	0	0	0	0	0	0	0	0	0	0	0	0	0.000
Apr 27	at Washington	ph	3	0	0	0	0	0	0	0	0	0	0	0	0	0	0	0	0.000
Apr 27	at Washington	ph	3	0	0	0	0	0	0	0	0	0	0	0	0	0	0	0	0.000
Apr 27	at Washington	ph	3	0	0	0	0	0	0	0	0	0	0	0	0	0	0	0	0.000
Apr 27	at Washington	ph	3	0	0	0	0	0	0	0	0	0	0	0	0	0	0	0	0.000
Apr 27	at Washington	ph	3	0	0	0	0	0	0	0	0	0	0	0	0	0	0	0	0.000
Apr 27	at Washington	ph	3	0	0	0	0	0	0	0	0	0	0	0	0	0	0	0	0.000
Apr 27	at Washington	ph	3	0	0	0	0	0	0	0	0	0	0	0	0	0	0	0	0.000
Apr 27	at Washington	ph	3	0	0	0	0	0	0	0	0	0	0	0	0	0	0	0	0.000
Apr 27	at Washington	ph	3	0	0	0	0	0	0	0	0	0	0	0	0	0	0	0	0.000
Apr 27	at Washington	ph	3	0	0	0	0	0	0	0	0	0	0	0	0	0	0	0	0.000
Apr 27	at Washington	ph	3	0	0	0	0	0	0	0	0	0	0	0	0	0	0	0	0.000
Apr 27	at Washington	ph	3	0	0	0	0	0	0	0	0	0	0	0	0	0	0	0	0.000
Apr 27	at Washington	ph	3	0	0	0	0	0	0	0	0	0	0	0	0	0	0	0	0.000
Apr 27	at Washington	ph	3	0	0	0	0	0	0	0	0	0	0	0	0	0	0	0	0.000
Apr 27	at Washington	ph	3	0	0	0	0	0	0	0	0	0	0	0	0	0	0	0	0.000
Apr 27	at Washington	ph	3	0	0	0	0	0	0	0	0	0	0	0	0	0	0	0	0.000
Apr 27	at Washington	ph	3	0	0	0	0	0	0	0	0	0	0	0	0	0	0	0	0.000
Apr 27	at Washington	ph	3	0	0	0	0	0	0	0	0	0	0	0	0	0	0	0	0.000
Apr 27	at Washington	ph	3	0	0	0	0	0	0	0	0	0	0	0	0	0	0	0	0.000
Apr 27	at Washington	ph	3	0	0	0	0	0	0	0	0	0	0	0	0	0	0	0	0.000
Apr 27	at Washington	ph	3	0	0	0	0	0	0	0	0	0	0	0	0	0	0	0	0.000
Apr 27	at Washington	ph	3	0	0	0	0	0	0	0	0	0	0	0	0	0	0	0	0.000
Apr 27	at Washington	ph	3	0	0	0	0	0	0	0	0	0	0	0	0	0	0	0	0.000
Apr 27	at Washington	ph	3	0	0	0	0	0	0	0	0	0	0	0	0	0	0	0	0.000
Apr 27	at Washington	ph	3	0	0	0	0	0	0	0	0	0	0	0	0	0	0	0	0.000
Apr 27	at Washington	ph	3	0	0	0	0	0	0</										



Alec	#8
MARSH	RHP

Junior - 6'2 - 220
Bats/Throws: R/R
Milwaukee, Wis.
Ronald Reagan



Chaz **#3**
MONTROYA **LHP**

Junior - 6'0 - 160
Bats/Throws: L/L
Glendale, Ariz.
Centennial


Date	Opponent		IP	H	R	ER	BB	SO	2B	3B	HR	WP	OK	BK	BB	Score	W-L	Sv	ERA	N
Feb 16	NOTRE DAME	*	6.2	4	2	1	1	10	5	0	0	0	0	0	1	10-1	4	0	1.35	88
Feb 23	OK DAVIS-1	*	8.0	7	2	1	1	1	2	0	0	0	0	0	1	3-2	2-0	0	1.23	101
Mar 05	MICHIGAN STATE	*	7.0	2	1	0	1	1	0	0	0	0	0	0	1	6-4	3-0	0	1.03	96
Mar 05	at Fullerton		2.0	2	1	0	1	3	1	0	0	0	0	0	0	3-2	4-0	0	0.76	41
Mar 09	XAVIER	*	5.0	6	3	1	1	3	6	0	1	1	1	0	0	8-3	4-0	0	0.94	88
Mar 15	WASHINGTON STATE	*	6.0	5	2	1	1	1	2	0	0	0	0	0	2	5-0	1-0	0	0.53	103
3/22/19	at Oregon	*	6.2	3	2	0	0	4	2	0	0	0	0	2	2	12-2	6-0	0	0.65	102
Mar 29	ARIZONA	*	6.1	3	2	2	2	4	4	1	0	2	0	0	0	8-7	7-0	0	0.94	103
Apr 05	at USC	*	6.0	8	3	2	2	2	2	0	0	0	0	0	0	6-7	1-1	0	1.04	97
Apr 12	OREGON STATE	*	3.0	3	1	1	1	9	0	0	1	0	0	0	0	4-1	8-1	0	2.02	121
Apr 18	at Utah	*	7.0	3	1	1	1	2	5	0	0	0	0	1	0	11-6	8-1	0	1.95	88
Apr 26	at Washington	*	7.0	2	0	0	0	8	0	0	0	0	0	0	0	11-0	8-2	0	0.33	65
			11	7	6	2	2	24	6	2	16	0	0	0	0	14-2	14-2	0		

Date	Opponent	GS	IP	H	R	ER	BB	SO	2B	3B	HR	WP	EK	IBB	Score	W-L	Sv	ERA	NP
Feb 16	NOTRE DAME		1.0	0	0	0	0	0	0	0	0	0	0	0	16-5	0	0	4.50	29
Feb 17	NOTRE DAME		1.0	2	1	1	2	2	0	0	1	0	0	0	16-5	0	0	4.50	29
Feb 20	SAN DIEGO		1.0	0	0	0	0	0	0	0	0	0	0	0	16-5	0	0	2.70	10
Feb 21	UC DAVIS-2		1.0	0	0	0	0	2	0	0	0	0	0	0	13-3	1	0	2.08	13
Feb 26	PEPPERDINE		0.1	1	0	0	0	0	0	0	0	0	0	0	4-3	1	0	1.93	7
Mar 02	MICHIGAN STATE		0.1	0	0	0	0	0	0	0	0	0	0	0	13-2	1	0	1.58	18
Mar 03	at Fullerton		2.0	0	0	0	0	0	0	0	0	0	0	0	13-2	0	0	2.33	15
Mar 10	XAVIER		0.1	0	0	0	0	0	0	0	0	0	0	0	11-6	1	0	1.17	6
Mar 13	NEW MEXICO STATE		1.2	0	0	0	0	3	0	0	0	0	0	0	7-3	1	0	0.96	16
Mar 14	WASHINGTON STATE		0.2	0	0	0	0	0	0	0	0	0	0	0	8-7	0	0	1.79	15
Mar 17	WASHINGTON STATE		0.1	0	0	0	0	1	0	0	0	0	0	0	6-5	2	0	0.87	6
3/22/18	at Oregon		0.1	0	0	0	0	0	0	0	0	0	0	0	12-2	2	0	0.84	3
3/23/18	at Oregon		0.2	0	0	0	0	0	0	0	0	0	0	0	12-2	0	0	0.79	3
Mar 31	ARIZONA		2.0	2	2	2	2	2	0	0	0	0	0	0	17-16	2	0	2.03	36
Apr 06	at USC		1.0	0	0	0	0	0	0	0	0	0	0	0	3-7	2	0	1.88	15
Apr 07	at USC		0.1	0	0	0	1	1	0	0	0	0	0	0	11-9	2	0	1.76	17
Apr 08	at UNLV		0.0	0	0	0	0	0	0	0	0	0	0	0	10-0	2	0	2.35	5
Apr 16	SEATTLE U		2.0	3	0	0	1	3	0	0	1	1	0	0	12-5	2	0	2.08	29
Apr 18	at Utah		1.0	1	0	0	1	2	0	0	0	0	0	0	11-8	2	0	2.00	52
Apr 19	at Utah		0.2	0	0	0	0	0	0	0	0	0	0	0	11-8	2	0	2.37	10
Apr 23	UNLV		0.2	0	0	0	0	0	0	0	0	0	0	0	9-2	2	0	2.29	5
Apr 26	at Washington		0.1	0	0	0	0	0	0	0	0	0	0	0	6-10	2	0	2.25	3
Apr 27	at Washington		0.1	0	0	0	0	0	0	0	0	1	0	0	6-10	2	0	2.25	3
GP%		0	20.0	15.6	5	10	18	0	0	0	2	0	0	0	122-134	2.3	0	2.25	225



Sam	#26
ROMERO	RHP

Freshman - 6'2 - 195
Bats/Throws: R/R
Phoenix, Ariz.
Alhambra/Phoenix College



Drew	#6
SWIFT	INF

Sophomore - 6'0 - 155
Bats/Throws: R/R
Chandler, Ariz.
Hamilton

Date	Opponent	GS	JP	H	R	ER	BB	SO	ZB	3B	HR	WP	EK	IBB	Score	W-L	Sv	ERA	NP
Feb 16	NOTRE DAME		0.1	0	1	0	0	0	0	0	0	0	0	0	16-5	0-0	0	0.00	18
Feb 20	NOTRE DAME		0.2	0	0	0	2	1	0	0	0	0	0	0	16-5	0-0	0	0.00	31
Feb 23	UNIVERSITY OF		0.1	0	0	0	0	0	0	0	0	0	0	0	13-3	0-0	0	0.00	9
Feb 27	UC DAVIS 2		1.1	2	1	0	1	0	0	0	0	0	0	0	13-3	0-0	0	2.70	15
Mar 01	MICHIGAN STATE		2.0	4	0	0	0	2	0	0	0	0	0	0	8-0	0-0	0	1.69	25
Mar 05	at Fullerton		2.0	4	0	0	0	0	0	0	0	0	0	0	8-0	0-0	0	1.37	38
Mar 06	at Xavier		1.0	0	0	0	0	0	0	0	0	0	0	0	8-3	0-0	0	1.00	10
Mar 13	NEW MEXICO STATE		2.2	3	1	1	0	3	0	0	0	0	0	0	7-3	0-0	0	1.59	49
Mar 15	NEW MEXICO STATE		2.2	2	0	0	0	2	0	0	0	0	0	0	6-0	0-0	0	1.29	33
Mar 20	CALIFORNIA		3.0	4	0	0	0	0	0	0	0	0	0	0	9-9	0-0	0	1.59	41
Mar 24	at Oregon		3.0	4	0	0	0	4	0	0	0	0	0	0	7-3	1-0	1	0.79	52
Mar 30	at Oregon		3.2	4	0	0	1	4	0	0	0	0	0	0	8-3	2-0	2	0.70	52
Mar 31	ARIZONA		3.0	4	1	1	0	0	0	0	0	0	0	0	7-6	2-0	2	0.89	41
Apr 05	at USC		2.0	3	1	1	0	1	0	0	0	0	0	0	3-7	2-0	2	0.73	32
04-09-19	at UNLV		0.1	3	3	3	3	1	0	0	0	1	1	0	9-10	2-1	2	2.12	31
Apr 14	OREGON STATE		4.2	6	3	3	4	4	2	0	0	0	2	3	4-4	2-2	2	2.62	83
Apr 16	at Utah		0.1	0	0	0	0	0	0	0	0	0	0	0	2-3	2-2	2	2.86	13
Apr 23	UNLV		1.0	0	0	0	0	1	1	0	0	0	0	0	9-2	2-2	2	2.78	11
Apr 27	at Washington		2.0	1	0	0	0	0	0	0	0	0	0	0	9-10	2-2	2	2.75	2
Apr 28	at Washington		2.2	4	1	0	0	0	0	0	0	0	0	0	9-10	2-2	2	2.75	2
			5	38.2	46	12	12	15	33	5	0	5	0	0	118-103	32-22	32	2.43	57

Date	Opponent	Pos	AB	R	H	RB	2B	3B	HR	BB	SB	CS	MBP	SAC	SF	GDP	K	PO	A	E	Av	
Feb 15	NOTRE DAME	2b	3	1	0	0	0	0	0	0	0	0	0	0	0	0	0	2	5	0	00	
Feb 16	NOTRE DAME	2b/ss	3	3	2	1	1	0	0	0	0	0	0	0	0	0	0	2	5	0	25	
Feb 17	NOTRE DAME	2b	3	0	0	0	0	0	0	0	0	0	0	0	0	0	0	0	0	0	41	
Feb 18	SAN DIEGO	2b	5	3	3	3	0	0	0	0	0	0	0	0	0	0	0	3	3	0	40	
Feb 23	UC DAVIS-1	2b	2	1	1	0	0	0	0	0	0	0	0	0	0	1	0	4	4	0	35	
Feb 23	UC DAVIS-2	2b/ss	3	0	0	0	0	0	0	2	0	0	0	0	0	0	0	1	5	0	40	
Feb 24	UC DAVIS-3	2b	4	1	3	0	0	0	0	0	0	0	0	0	0	0	0	3	3	0	36	
Feb 26	PEPPERDINE	2b	3	3	0	0	0	0	0	0	0	0	0	0	0	0	0	3	1	1	36	
Mar 17	WASHINGTON STATE	2b	4	0	3	2	1	0	0	0	0	0	0	0	0	0	0	1	2	0	41	
Mar 20	CAL BAST	2b	3	0	0	0	0	0	0	0	0	0	0	0	0	0	0	0	0	0	39	
3/22/19	at Oregon	2b	5	0	1	1	0	0	0	0	0	0	0	0	0	0	0	4	1	0	37	
3/23/19	at Oregon	2b	5	0	0	0	0	0	0	0	0	0	0	0	0	0	0	5	4	1	33	
Mar 24	at Oregon	2b	4	0	0	0	0	0	0	0	0	0	0	0	0	0	0	3	1	0	33	
Mar 29	ARIZONA	2b	4	0	0	0	0	0	0	0	0	0	0	0	0	0	2	1	4	0	30	
Mar 30	ARIZONA	2b	3	0	0	0	0	0	0	1	0	0	0	0	0	0	0	1	4	0	28	
Mar 31	ARIZONA	2b	4	0	0	0	0	0	0	1	0	0	0	0	0	0	0	0	0	0	28	
Apr 02	LONG BEACH STATE	2b	2	1	0	0	0	0	0	3	0	0	0	0	0	0	2	1	2	0	27	
Apr 05	at USC	2b	2	1	1	0	0	0	0	2	0	0	0	0	0	0	0	3	3	0	27	
Apr 06	at USC	2b	4	0	0	0	0	0	0	1	0	0	0	0	0	0	0	0	0	0	27	
Apr 07	at USC	2b	4	2	2	0	0	0	0	1	0	0	0	0	0	0	0	0	4	0	26	
04-09-19	at UNLV	2b	3	1	1	1	2	0	0	0	0	0	0	0	1	0	0	1	2	2	28	
Apr 12	OREGON STATE	2b	3	1	1	0	0	0	0	1	0	0	0	0	0	0	0	0	0	0	28	
Apr 13	OREGON STATE	2b	3	0	0	0	0	0	0	1	0	0	0	0	0	0	0	3	3	0	28	
Apr 14	OREGON STATE	2b	3	0	0	0	0	0	0	1	0	0	0	0	0	0	0	1	2	4	0	27
Apr 16	SEATTLE U	2b	3	1	0	0	0	0	0	0	0	0	0	0	0	0	0	2	1	3	1	26
Apr 18	at Utah	2b	3	0	0	0	0	0	0	0	0	0	0	0	0	0	0	2	0	0	26	
Apr 19	at Utah	2b	4	2	2	2	0	0	0	0	0	0	0	0	0	0	0	3	4	0	28	
Apr 20	at Utah	2b	4	0	1	1	0	0	0	0	0	0	0	0	0	0	0	1	3	0	28	
Apr 23	UNLV	2b	4	0	0	0	0	0	0	0	0	0	0	0	0	0	0	0	0	0	28	
Apr 26	at Washington	2b	4	0	1	0	0	0	0	0	0	0	0	0	0	0	0	1	3	3	0	29
Apr 27	at Washington	2b	6	3	3	2	0	1	0	0	0	0	0	0	0	0	0	1	2	4	0	28
Apr 28	at Washington	2b	3	0	0	0	0	0	0	0	0	0	0	0	0	0	0	0	0	0	28	
Total		32cs	112	36	32	17	9	1	0	22	0	0	0	0	4	0	27	58	94	2	28	

On base pct. .400 • Slugging pct. .384



Erik TOLMAN #15 LHP


Freshman - 6'2 - 190
Bats/Throws: L/L
Lake Forest, Calif.
El Toro

Date	Opponent	Pos	AB	R	H	RBI	2B	3B	HR	BB	SO	CS	HBP	SAC	SF	GDP	K	PO	A	E	Avg
Feb 17	NOTRE DAME	p	0	0	0	0	0	0	0	0	0	0	0	0	0	0	0	1	0	0	0.000
Feb 23	UC DAVIS-1	p	0	0	0	0	0	0	0	0	0	0	0	0	0	0	0	1	0	0	0.000
Feb 23	UC DAVIS-2	cl	0	0	0	0	0	0	0	0	0	0	0	0	0	0	0	0	0	0	0.000
Feb 24	UC DAVIS	cl	0	0	0	0	0	0	0	0	0	0	0	0	0	0	0	0	0	0	0.000
Feb 26	PEPPERDINE	p	0	0	0	0	0	0	0	0	0	0	0	0	0	0	1	2	0	0	0.000
Mar 02	MICHIGAN STATE	p	0	0	0	0	0	0	0	0	0	0	0	0	0	0	0	1	2	0	0.000
Mar 10	XAVIER	cl	2	3	1	0	0	0	0	0	0	0	0	0	0	0	0	0	0	0	0.600
Mar 20	CAL BAPTIST	cl	1	0	0	0	0	0	0	0	0	0	0	0	0	0	1	0	0	0	0.500
3/22/19	at Oregon	ph	1	0	0	0	0	0	0	0	0	0	0	0	0	0	0	1	0	0	0.429
3/23/19	at Oregon	p	0	0	0	0	0	0	0	0	0	0	0	0	0	0	0	3	1	0	0.429
Apr 06	at USC	ph	1	0	0	0	0	0	0	0	0	0	0	0	0	0	1	0	0	0	0.375
04-09-19	at UNLV	p	0	0	0	0	0	0	0	0	0	0	0	0	0	0	0	1	0	0	0.375
Apr 14	OREGON STATE	cl	4	3	1	4	1	0	0	0	0	0	0	0	0	0	0	0	0	0	0.438
Apr 16	SEATTLE U	cl	3	3	3	4	1	0	2	0	0	0	0	0	0	0	0	0	0	0	0.438
Apr 18	at Utah	cl	5	0	1	1	0	0	0	1	0	0	0	0	0	0	1	1	0	0	0.381
Apr 19	at Utah	cl	4	2	1	0	0	0	0	1	0	0	0	0	0	0	0	0	0	0	0.360
Apr 20	at Utah	ph	1	0	0	0	0	0	0	0	0	0	0	0	0	0	0	0	0	0	0.346
Apr 23	UNLV	cl	4	1	1	1	0	0	1	0	0	0	0	0	0	0	0	0	1	0	0.333
Apr 26	at Washington	cl	2	1	0	0	0	0	0	1	0	0	0	0	0	0	1	0	0	0	0.312
Apr 27	at Washington	cl	3	0	0	0	0	0	0	1	0	0	0	0	0	0	0	1	0	0	0.270
Apr 28	at Washington	cl	3	0	0	0	0	0	0	0	0	0	0	0	0	0	0	1	0	0	0.250
Totals		11gs	40	9	10	7	1	0	3	4	0	0	0	0	0	1	3	7	9	0	0.250

On base pct. .333 • Slugging pct. .500

#15 Tolman, Erik - 18 appearances (All games)

Date	Opponent	GS	P	H	R	ER	BB	SO	2B	3B	HR	WP	BK	HBP	IBB	Score	W/L	Sv	ERA	NP
Feb 15	NOTRE DAME		12	1	1	1	1	0	3	0	0	0	0	0	0	10-1	0-0	0	0.00	30
Feb 17	NOTRE DAME		02	1	1	1	1	0	0	0	0	0	0	0	0	0-16.5	0-0	0	3.86	24
Feb 23	UC DAVIS-1		10	0	0	0	0	0	0	0	0	0	0	0	0	3-2	0-0	1	2.70	8
Feb 26	PEPPERDINE		50	3	1	0	1	2	0	0	0	2	1	0	0	4-3	0-0	1	1.06	75
Mar 02	MICHIGAN STATE		30	1	0	0	1	1	0	0	0	1	0	1	0	8-3	0-0	1	0.79	38
Mar 09	XAVIER		30	0	0	0	0	4	0	0	0	0	0	0	0	8-3	1-0	1	0.63	45
Mar 13	NEW MEXICO STATE		22	1	0	0	2	4	0	0	0	1	0	0	0	7-3	2-0	1	0.53	52
Mar 16	WASHINGTON STATE		01	0	0	0	3	1	0	0	0	0	0	0	0	8-7	2-0	1	1.04	17
Mar 17	WASHINGTON STATE		21	1	0	0	2	4	0	0	0	0	0	0	0	6-5	3-0	1	0.92	52
3/23/19	at Oregon		42	1	0	0	3	4	1	0	0	0	0	0	0	4-5	3-0	1	0.74	69
Mar 26	ARIZONA		01	0	0	0	3	1	0	0	0	0	0	0	0	8-7	3-0	1	0.73	23
Mar 31	ARIZONA		10	2	2	2	1	1	2	0	0	1	0	0	0	17-16	3-0	1	1.40	23
Apr 07	at USC		02	0	0	0	0	1	1	0	0	0	0	0	0	11-8	3-0	2	1.37	18
04-09-19	at UNLV		30	3	0	0	4	2	0	0	0	0	0	0	0	9-10	3-0	2	1.23	65
Apr 14	OREGON STATE		30	1	0	0	3	3	0	0	0	0	0	0	0	3-4	3-0	2	1.11	46
Apr 18	at Utah		01	0	0	0	1	1	0	0	0	0	0	0	0	11-6	3-0	2	1.10	14
Apr 23	UNLV		47	0	0	0	4	2	0	0	0	0	0	0	0	2-9	3-0	2	1.46	76
Apr 27	at Washington		02	0	0	0	1	1	0	0	0	0	0	0	0	11-6	3-0	2	2.03	60
Totals		4	400	23	11	9	29	37	7	0	0	6	0	8	0	153-93	3-0	2	2.03	-



Spencer TORKELSON #20 INF

Sophomore - 6'1 - 220
Bats/Throws: R/R
Petaluma, Calif.
Casa Grande

Date	Opponent	Pos	AB	R	H	RBI	2B	3B	HR	BB	SO	CS	HBP	SAC	SF	GDP	K	PO	A	E	Avg	
Feb 15	NOTRE DAME	*1b	4	1	2	3	1	0	0	0	0	0	0	0	0	0	0	7	0	0	0	0.500
Feb 16	NOTRE DAME	*1b	5	2	3	2	2	0	0	0	0	0	0	0	0	0	0	1	8	2	0	0.556
Feb 17	NOTRE DAME	*1b	5	2	4	4	1	0	0	0	0	0	0	0	0	0	0	1	6	0	0	0.643
Feb 20	SAN DIEGO	*1b	5	1	2	4	3	0	1	1	0	0	0	0	0	0	0	1	7	1	0	0.578
Feb 23	UC DAVIS-1	*1b	4	0	2	1	0	0	0	0	0	0	0	0	0	0	0	0	9	1	0	0.565
Feb 23	UC DAVIS-2	*1b	5	1	2	2	1	0	0	0	0	0	0	0	0	0	0	0	10	0	0	0.536
Feb 24	UC DAVIS	*1b	3	2	2	1	1	0	0	0	0	0	0	0	0	0	0	1	0	9	1	0.548
Feb 26	PEPPERDINE	*1b	4	0	0	0	0	0	0	0	0	0	0	0	0	0	0	0	2	7	2	0.486
Mar 01	MICHIGAN STATE	*1b	5	1	2	0	0	0	0	0	0	0	0	0	0	0	0	1	13	1	0	0.475
Mar 02	MICHIGAN STATE	*1b	5	2	2	4	1	0	1	1	0	0	0	0	0	0	0	0	10	1	0	0.467
Mar 03	MICHIGAN STATE	*1b	3	1	1	0	1	0	0	3	0	0	0	0	0	0	0	0	6	0	0	0.458
Mar 05	at Fullerton	*1b	3	0	0	0	0	0	0	2	0	0	0	0	0	0	0	0	2	7	0	0.431
Mar 08	XAVIER	*1b	4	3	3	1	0	0	0	2	0	0	0	0	0	0	0	0	5	1	0	0.426
Mar 09	XAVIER	*1b	4	3	3	1	0	0	0	2	0	0	0	0	0	0	0	0	2	7	1	0.414
Mar 10	XAVIER	*1b	4	0	0	0	0	0	0	1	0	0	0	0	0	0	0	0	6	2	0	0.387
Mar 13	NEW MEXICO STATE	*1b	4	1	1	0	0	0	0	1	0	0	0	0	0	0	0	0	5	0	0	0.379
Mar 15	WASHINGTON STATE	*1b	3	1	1	0	0	0	0	1	0	0	0	0	0	0	0	0	11	3	0	0.377
Mar 16	WASHINGTON STATE	*1b	4	1	2	1	0	0	0	0	0	0	0	0	0	0	0	0	10	2	0	0.384
Mar 17	WASHINGTON STATE	*1b	5	1	2	0	0	0	0	0	0	0	0	0	0	0	0	1	4	0	0	0.385
Mar 20	CAL BAPTIST	*1b	4	3	2	1	0	0	0	1	0	0	0	0	0	0	0	0	1	4	0	0.390
3/22/19	at Oregon	*1b	3	2	1	2	0	0	1	2	0	0	0	0	0	0	0	0	0	7	0	0.388
3/23/19	at Oregon	*1b	6	0	2	2	0	0	0	0	0	0	0	0	0	0	0	1	2	9	2	0.385
Mar 24	at Oregon	*1b	4	1	2	0	1	0	0	1	0	0	0	0	0	0	0	0	1	9	0	0.389
Mar 29	ARIZONA	*1b	5	1	3	1	0	1	0	0	0	0	0	0	0	0	0	0	8	0	0	0.400
Mar 30	ARIZONA	*1b	3	2	1	0	0	0	0	1	0	0	0	0	0	0	0	1	10	0	0	0.398
Mar 31	ARIZONA	*1b	5	2	1	2	0	0	0	2	0	0	0	0	0	0	0	0	1	3	0	0.389
Apr 02	LONG BEACH STATE	*1b	5	2	1	2	0	0	0	0	0	0	0	0	0	0	0	0	0	9	1	0.376
Apr 05	at USC	*1b	5	1	1	0	1	0	0	0	0	0	0	0	0	0	0	0	2	6	0	0.377
Apr 06	at USC	*1b	5	1	2	1	1	0	1	0	0	0	0	0	0	0	0	0	0	9	2	0.377
Apr 07	at USC	*1b	4	3	3	4	0	0	1	1	0	0	0	0	0	0	0	0	7	0	0	0.381
04-09-19	at UNLV	*1b	5	1	2	2	0	0	1	0	0	0	0	0	0	0	0	0	1	8	0	0.382
Apr 12	OREGON STATE	*1b	4	0	1	0	0	0	0	1	0	0	0	0	0	0	0	0	9	1	0	0.378
Apr 13	OREGON STATE	*1b	4	1	1	1	0	0	0	1	0	0	0	0	0	0	0	0	8	0	0	0.374
Apr 14	OREGON STATE	*1b	4	1	2	1	0	0	1	1	0	0	0	0	0	0	0	0	2	5	1	0.377
Apr 16	SEATTLE U	*1b	3	3	1	2	0	0	0	2	1	0	0	0	0	0	0	0	0	10	2	0.377
Apr 18	at Utah	*1b	6	1	1	0	0	0	0	0	0	0	0	0	0	0	0	0	0	4	2	0.388
Apr 19	at Utah	*1b	3	0	1	2	0	0	0	2	0	0	0	0	0	0	0	0	1	9	0	0.388
Apr 20	at Utah	*1b	5	0	0	0	0	0	0	0	0	0	0	0	0	0	0	0	6	1	0.356	
Apr 22	UNLV	*1b	4	1	1	0	0	0	0	0	0	0	0	0	0	0	0	0	9	0	0.358	
Apr 26	at Washington	*1b	5	1	1	2	2	0	1	0	0	0	0	0	0	0	0	2	5	4	0.359	
Apr 27	at Washington	*1b	4	1	1	1	0	0	0	3	0	0	0	0	0	0	0	0	9	1	0.356	
Apr 28	at Washington	*1b	4	1	1	0	0	0	0	0	0	0	0	0	0	0	0	0	9	1	0.356	
		42m	176	50	83	50	16	3	15	95	3	3	3	2	2	2	32	317	38	38		



Gage WORKMAN

#14
INF

Sophomore - 6'4 - 200

Bats/Throws: R/R

Queen Creek, Ariz.

Basha

Date	Opponent	Pos	AB	R	H	RBI	2B	3B	HR	BB	SB	CS	HBP	SAC	SF	GDP	K	PO	A	E	Avg
Feb 15	NOTRE DAME	*3b	4	0	0	0	0	0	0	0	0	0	0	0	0	0	2	1	1	0	.000
Feb 16	NOTRE DAME	*3b	6	3	2	1	0	0	0	0	0	0	0	0	0	0	1	1	4	0	.400
Feb 17	NOTRE DAME	*3b	5	1	2	1	0	0	0	0	0	0	0	0	0	0	1	1	4	0	.400
Feb 20	SAN DIEGO	*3b	4	2	2	2	0	0	0	1	1	0	0	0	0	0	0	2	1	0	.421
Feb 23	UC DAVIS-1	*3b	3	0	1	0	0	0	0	0	0	0	0	0	0	0	1	0	5	1	.409
Feb 23	UC DAVIS-2	*3b	3	2	3	1	0	1	0	2	0	0	0	0	0	0	0	1	2	0	.480
Feb 24	UC DAVIS	*3b/ss	5	1	3	2	0	0	0	0	0	0	0	0	0	0	1	1	4	1	.500
Feb 26	PEPPERDINE	*3b	4	0	1	0	0	0	0	0	0	0	0	0	0	0	1	1	5	1	.471
Mar 01	MICHIGAN STATE	*3b	4	1	1	0	0	0	0	0	0	0	0	0	0	0	0	0	2	0	.447
Mar 02	MICHIGAN STATE	*3b	5	0	0	0	0	0	0	0	0	0	0	0	0	0	2	0	2	0	.395
Mar 03	MICHIGAN STATE	*3b	4	0	0	1	0	0	0	0	0	0	0	0	1	0	2	2	3	0	.362
Mar 05	at Fullerton	*3b	3	2	1	0	0	0	0	1	0	0	0	0	0	0	0	0	1	0	.380
Mar 08	XAVIER	*3b	3	0	1	0	0	0	0	1	1	0	0	0	0	0	0	0	1	0	.358
Mar 09	XAVIER	*3b	3	0	1	1	1	0	0	1	0	0	0	0	0	0	1	0	0	0	.357
Mar 10	XAVIER	*3b	4	1	2	0	0	0	0	1	0	0	0	0	0	1	0	2	1	0	.367
Mar 13	NEW MEXICO STATE	*3b	4	0	0	0	0	0	0	1	0	0	0	0	0	0	3	1	0	0	.344
Mar 15	WASHINGTON STATE	*3b	4	2	2	4	0	0	2	0	0	0	0	0	0	0	2	3	4	0	.353
Mar 16	WASHINGTON STATE	*3b	3	1	1	2	0	0	1	1	1	0	0	0	0	0	0	0	1	0	.352
Mar 17	WASHINGTON STATE	*3b	3	1	0	2	0	0	0	1	0	0	0	0	0	0	1	1	0	0	.338
Mar 20	CAL BAPTIST	*3b	5	0	2	1	1	0	0	0	0	0	0	0	0	0	3	0	1	1	.342
3/22/19	at Oregon	*3b	3	2	1	1	0	0	2	1	0	0	0	0	0	0	0	2	2	0	.341
3/23/19	at Oregon	*3b	5	0	1	0	0	0	0	0	0	0	0	0	0	0	3	2	5	1	.333
Mar 24	at Oregon	*3b	4	1	2	0	2	0	0	0	0	0	0	0	0	0	0	0	3	0	.341
Mar 29	ARIZONA	*3b	4	0	3	2	0	0	0	0	0	0	0	0	0	0	0	1	1	0	.358
Mar 30	ARIZONA	*3b	2	1	0	0	0	0	2	0	0	0	0	0	0	0	1	0	0	0	.351
Mar 31	ARIZONA	*3b	6	0	1	0	0	0	0	0	1	0	0	0	0	0	4	0	3	0	.340
Apr 02	LONG BEACH STATE	*3b	5	0	1	1	0	0	0	0	0	0	0	0	0	0	2	0	2	0	.333
Apr 05	at USC	*3b	3	0	0	0	0	0	1	0	0	0	0	0	0	0	1	1	1	0	.324
Apr 06	at USC	*3b	2	0	0	1	0	0	1	0	0	0	0	0	1	0	1	0	2	0	.319
Apr 07	at USC	*3b	2	2	1	0	0	0	0	3	0	0	0	0	0	0	0	0	0	0	.322
04-08-19	at UNLV	*3b	4	1	0	0	0	0	0	0	0	0	0	0	0	0	0	2	0	0	.311
Apr 12	OREGON STATE	*3b	3	0	2	1	0	0	1	0	0	0	0	0	0	0	0	1	0	0	.320
Apr 13	OREGON STATE	*3b	4	1	3	0	0	0	1	0	0	0	0	0	0	0	1	0	2	0	.333
Apr 14	OREGON STATE	*3b	3	1	0	0	0	0	1	0	0	0	0	0	0	0	2	2	1	0	.326
Apr 16	SEATTLE U	*3b	3	0	0	0	0	0	0	0	0	0	1	0	0	0	0	2	1	0	.318
Apr 18	at Utah	*3b	5	1	1	0	0	0	1	1	0	0	0	0	0	0	1	3	3	0	.314
Apr 19	at Utah	*3b	4	1	3	1	0	0	0	0	0	0	0	0	0	0	0	0	2	0	.326
Apr 20	at Utah	*3b	2	1	1	1	0	0	2	0	0	0	0	0	0	0	0	0	2	0	.329
Apr 23	UNLV	*3b	3	1	2	1	0	0	1	1	1	0	0	0	0	0	0	2	3	0	.336
Apr 26	at Washington	*3b	4	1	1	0	1	0	0	0	0	0	0	0	0	0	0	0	2	0	.333
Apr 27	at Washington	*3b	5	0	2	1	1	0	0	1	0	0	0	0	0	0	2	2	1	0	.335
Apr 28	at Washington	*3b	5	1	2	1	0	1	0	0	0	0	0	0	0	0	3	1	1	0	.338
Totals		42gs	160	32	54	30	8	2	5	26	6	1	1	0	2	1	45	36	79	6	.338

On base pct. .429 • Slugging pct. .506