



UTAH FOOTBALL

#GoUtes

@Utah_Football

@UtahFootball

/UtahFootball

2021 UTAH FOOTBALL GAME NOTES | GAME 6 vs. ARIZONA STATE | SATURDAY, OCT. 16

UTAH UTES | 3-2, 2-0 Pac-12

Head Coach: Kyle Whittingham (17th Year)
Career Record: 137-68 | at Utah: 137-68



vs.



#18 ARIZONA STATE | 5-1, 3-0 Pac-12

Head Coach: Herm Edwards (4th Year)
Career Record: 22-14 | at ASU: 22-14

vs. #18 Arizona State

8 p.m. MT | Oct. 16, 2021 | Salt Lake City, Utah

TV: ESPN (Dave Flemming, Rod Gilmore, Stormy Buonanony)

Radio: ESPN 700 (Bill Riley, Scott Mitchell, Stevenson Sylvester)

Sirius XM: 108 (Sirius), 197 (XM), 959 (Internet)

Live Stats: UtahUtes.com

UTAH SCHEDULE (3-2, 2-0 Pac-12)

9/2	Weber State	W	40-17
9/11	at BYU	L	26-17
9/18	at San Diego State	L	33-31 (30T)
9/25	Washington State*	W	24-13
10/9	at USC*	W	42-26
10/16	#18 Arizona State*	8 p.m.	ESPN
10/23	at Oregon State*	TBD	TBD
10/30	UCLA*	TBD	TBD
11/5	at Stanford*	8:30 p.m.	FS1
11/13	at Arizona*	TBD	TBD
11/20	Oregon*	TBD	TBD
11/26	Colorado*	TBD	TBD
12/3	Pac-12 Championship	6 p.m.	ABC

All Times MT

ARIZONA STATE SCHEDULE (5-1, 3-0 Pac-12)

9/2	Southern Utah	W	41-14
9/11	UNLV	W	37-10
9/18	at BYU	L	27-17
9/25	Colorado*	W	35-13
10/2	at UCLA*	W	42-23
10/8	Stanford*	W	28-10
10/16	at Utah*	8 p.m.	ESPN
10/30	Washington State*	TBD	TBD
11/6	USC*	TBD	TBD
11/13	at Washington*	TBD	TBD
11/20	at Oregon State*	TBD	TBD
11/27	Arizona*	TBD	TBD

All Times MT

SERIES CAPSULE

Series History.....	ASU leads 22-9
In Salt Lake City.....	ASU leads 7-5
In Tempe.....	ASU leads 15-4
Neutral.....	0-0
First Meeting (1961).....	Utah 28, ASU 26
Last Meeting (2019).....	Utah 21, ASU 3
Last Utah Win (2019).....	Utah 21, ASU 3
Last ASU Win (2018).....	ASU 38, Utah 20

FOOTBALL COMMUNICATIONS STAFF

Jordie Lindley | Asst. AD (Primary)

C: 801-647-8174 | jlindley@huntsman.utah.edu

Ryan Gallant | Associate Director

C: 801-554-8545 | rgallant@huntsman.utah.edu

THE GAME

The University of Utah Football team (3-2, 2-0) will look to keep the momentum going in Rice-Eccles Stadium on Saturday, Oct. 16 when it takes on the No. 18 Arizona State Sun Devils (5-1, 3-0). The Utes and the Sun Devils, who are the only two undefeated teams left in conference play, will battle it out at 8 p.m. MT on ESPN for Utah's annual Ute Proud game.

HOME SWEET HOME

Utah is currently 102-36 (.739) in Rice-Eccles Stadium (1998-present), recording its 100th win in the historic stadium in 2020. Utah is 74-25 in RES during the Kyle Whittingham era, including three undefeated home seasons in 2008 (6-0, 2009 (6-0) and 2019 (7-0). Utah has won 15 of its last 16 home games, which includes a streak of 11 in a row from Oct. 6, 2018 – Nov. 30, 2019. The Utes have beaten the Sun Devils in two of the last three games played in RES, including 2019's 21-3 victory.

FOLLOW US!

Fans can get behind the scenes views and live updates during games on social media by following the Utes on Twitter (@Utah_Football | @UtahAthletics) and Instagram (@UtahFootball | @UtahAthletics). Fans can also search #GOUTES and #UBOYZ on social media for conversations about Utah Football throughout the season.

NUMBERS TALK

- With a win, Utah would take the lead in the Pac-12 South race.
- With a win, Utah would be 3-0 to start conference play for the first time since 2015.
- Utah has had a 100-yard rusher in four of its five games, coming from three different players.
- Utah ranks first in the Pac-12 and in the top 20 in the FBS in team tackles for loss (7.6 per game).
- With a win, Utah head coach Kyle Whittingham would be four wins away from becoming the all-time wins leader at Utah.

QUICK HITS

- Utah is 47-41 in Pac-12 Conference play and 123-163-6 all-time against Pac-12 opponents. Utah has won 13 of its last 15 conference games.
- Utah's defense has forced a Pac-12-leading 42 negative plays.
- Utah currently leads the Pac-12 and ranks fourth in the FBS in fewest penalties (22).
- Utah has out-scored its opponents 64-30 while playing in RES this season, scoring 20 of its 64 points off turnovers.
- Utah has seven consecutive years of winning seasons, dating back to 2014. The Utes have finished with a winning season in 14 of Kyle Whittingham's 16 years as head coach.
- Utah has sold out Rice-Eccles Stadium in 66 consecutive games, dating back to the 2010 season opener. Utah increased its stadium capacity from 45,807 to 51,444 with the expansion of the Ken Garff Red Zone. Official attendance for Utah's season-opener against Weber State on Sept. 2 was 51,511, a stadium record.
- Utah was picked to finish second in the Pac-12 South Division with the Utes leading all teams with five first-team preseason All-Pac-12 picks (Nick Ford, OL; Devin Lloyd, LB; Mika Tafua, DE; Jadon Redding, PK; Britain Covey, RS).
- Utah ranked No. 24 in the preseason AP Poll. The Utes have either been ranked or received votes in the last seven AP preseason polls, finishing the year ranked or receiving votes in four of those years.

PAC-12 STANDINGS

NORTH

Team	Pac-12	Overall
Oregon State	2-1	4-2
Stanford	2-2	3-3
Washington State	2-2	3-3
Oregon	1-1	4-1
Washington	1-1	2-3
California	0-2	1-4

SOUTH

Team	Pac-12	Overall
Arizona State	3-0	5-1
Utah	2-0	3-2
UCLA	2-1	4-2
USC	2-3	3-3
Colorado	0-2	1-4
Arizona	0-2	0-5



ALL-TIME SERIES vs. ASU

Last 20 games, see Utah Football media guide for full series history

1973	W, 36-31	H
1974	L, 32-0	A
1975	L, 40-14	H
1976	W, 31-28	A
1977	L, 47-19	H
1981	L, 52-10	A
1982	L, 23-10	A
1985	L, 34-27	A
1986	L, 52-7	A
1991	L, 21-15	A
1993	L, 38-0	A
2011	L, 35-14	H
2012	L, 37-7	A
2013	L, 20-19	H
2014	L, 19-16 (OT)	A
2015	W, 34-18	H
2016	W, 49-26	A
2017	L, 30-10	H
2018	L, 38-20	A
2019	W, 21-3	H

MEDIA AVAILABILITY (OCT. 11-16)					
MONDAY	TUESDAY	WEDNESDAY	THURSDAY	FRIDAY	SATURDAY
No Availability	11 a.m.: Kyle Whittingham Press Conference Post-Practice: Offense, Defense Available	No Availability	No Availability	No Availability	GAME DAY! vs. ARIZONA STATE 8 p.m. MT ESPN

QUICK FACTS	
Location.....	Salt Lake City, Utah
Founded.....	1850
Enrollment.....	33,047
President.....	Taylor R. Randall
Director of Athletics.....	Mark Harlan
Conference.....	Pac-12
Nickname.....	Utes
Mascot.....	Swoop
Colors.....	Red & White
Stadium.....	Rice-Eccles Stadium (51,144)
Website.....	UtahUtes.com
TEAM INFORMATION	
2021 Record.....	3-2
2021 Pac-12 Record.....	2-0
Offense.....	Spread
Defense.....	4-2
Lettermen Returning.....	55
Lettermen Lost.....	31
2020 Signing Class.....	29
Total Starters returning.....	12 (7 O, 2 D, 3 Spec.)
Total Starters lost.....	13 (4 O, 9 D, 0 Spec.)
HISTORY	
First Year of Football.....	1892
All-Time Record.....	694-471-31 (.588)
Home.....	420-193-16 (.676)
Rice-Eccles Stadium (1998-present).....	102-36 (.739)
Road.....	251-257-12 (.488)
Neutral.....	23-21-3 (.521)
Conference.....	427-253-19 (.622)
Pac-12 Conference.....	47-41 (.534)
Bowl Games.....	17-6 (.739)
Homecoming.....	62-34 (.646)
Conference Championships.....	26
Pac-12 South Titles.....	3 (2019, 2018, 2015)
COACHING STAFF	
Kyle Whittingham.....	Head Coach (17th season)
Morgan Scalley.....	Defensive Coordinator/Safeties
Andy Ludwig.....	Offensive Coordinator/Quarterbacks
Jim Harding.....	Assistant Head Coach/Offensive Line
Sharrieff Shah.....	Cornerbacks/ST Coordinator
Chad Bumphis.....	Wide Receivers
Freddie Whittingham.....	Tight Ends/Recruiting Coordinator
Kiel McDonald.....	Running Backs
Lewis Powell.....	Defensive Ends
Sione Po'uha.....	Defensive Tackles
Colton Swan.....	Linebackers

NCAA/CONFERENCE STATISTICAL RANKINGS								
Category	FBS Rank	UTAH		Value	FBS Rank	ASU		Value
		Pac-12				Pac-12		
3rd Down Conversion %	109th	10th		0.328	7th	1st		0.521
3rd Down Conversion % Defense	60th	5th		0.367	56th	4th		0.365
4th Down Conversion %	118th	10th		0.286	33rd	3rd		0.667
4th Down Conversion % Defense	53rd	7th		0.500	47th	5th		0.444
Fewest Penalties	4th	1st		22	127th	12th		54
Fewest Penalty Yards Per Game	18th	2nd		41.20	125th	12th		85.50
First Downs Defense	29th	3rd		96	57th	5th		111
First Downs Offense	92nd	9th		106	36th	4th		133
Kickoff Return Defense	113th	11th		25.33	15th	1st		16.14
Kickoff Returns	124th	12th		14.50	104th	10th		17.00
Net Punting	80th	9th		38.55	115th	12th		35.89
Passing Offense	77th	8th		221.8	72nd	7th		228.7
Passing Yards Allowed	47th	5th		211.0	21st	3rd		181.3
Punt Return Defense	33rd	4th		4.25	26th	3rd		3.50
Punt Returns	5th	1st		18.93	19th	4th		13.80
Red Zone Defense	48th	6th		0.789	88th	10th		0.875
Red Zone Offense	118th	11th		0.708	92nd	8th		0.808
Rushing Defense	51st	5th		129.4	35th	4th		116.7
Rushing Offense	58th	5th		168.6	25th	3rd		213.0
Scoring Defense	54th	4th		23.0	13th	1st		16.2
Scoring Offense	54th	6th		30.8	41st	4th		33.3
Team Passing Efficiency	72nd	7th		136.68	25th	1st		157.07
Team Passing Efficiency Defense	43rd	5th		122.55	16th	2nd		109.82
Team Sacks	34th	2nd		2.80	10th	1st		3.50
Team Tackles For Loss	17th	1st		7.6	26th	2nd		7.0
Time of Possession	114th	12th		27:17	47th	3rd		30:41
Total Defense	41st	3rd		340.4	14th	1st		298.0
Total Offense	72nd	7th		390.4	40th	2nd		441.7
Turnover Margin	88th	8th		-0.20	50th	5th		0.33
Turnovers Gained	79th	8th		7	30th	4th		10

- MEDIA NOTES
- Practices are closed to media and public.
 - Kyle Whittingham will hold his weekly press conference on Monday at 11 a.m. in the press room located in the Spence and Cleone Eccles Football Center.
 - Interviews will be conducted after practices on Mondays (offensive coach, offensive players) and Tuesdays (defensive coach, head coach, defensive players) for regular weeks with Saturday games.
 - For weeks with Thursday games, the only media availability is the Monday press conference.
 - Media may not directly contact student-athletes, their families, coaches, staff, administration or other associated Athletics personnel, including team physicians, directly. Please work with the Athletics Communications staff for all Utah Athletics-related media inquiries.

COLLEGEPRESSBOX.COM

CollegePressBox.com is the official media website for Division I football. Access and download weekly game notes, quotes, statistics, media guides, headshots, logos and more for each conference and its member schools. Register for access at collegepressbox.com/register.

GAME NOTES TABLE OF CONTENTS			
Quick Facts.....	2	Roster.....	5
Kyle Whittingham.....	3	Awards.....	7
Depth Chart.....	4	Offense Quick Hits.....	12
		Defense Quick Hits.....	16
		Individual GBB.....	23
		The Last Time.....	25
		Rankings/History.....	27
		Participation.....	31
		Season Stats.....	33

**HEAD COACH KYLE WHITTINGHAM****Record at Utah:** 137-68 (17th year)**Career Record:** Same**Bowl Win %:** 78% (11-3)

2008 National Coach of the Year, 2019 AFCA Region Coach of the Year

2019 Pac-12 Coach of the Year, 2019 Dodd Trophy Award Winner

Overall Year at Utah: 28th (1994-2004, Asst; 2005-present HC)**Total Wins at Utah (Asst. & HC):** 222 (most in school history)**Alma Mater:** BYU (1984, bachelor's; 1987 master's)

- Kyle Whittingham, the longest-tenured coach in the Pac-12 Conference and the third-longest tenured head coach at the same school in the NCAA FBS, is in his 17th season at the helm at Utah, where he boasts a 137-68 record. Including 11 seasons as a Ute assistant coach, he has contributed to more victories (222) than any coach in program history.
- His many accomplishments include National Coach of the Year recognition in 2008 by the AFCA—when Utah was declared the national champion by an NCAA major selector while finishing No. 2 in the Associated Press poll—and the 2018 Pac-12 South Division title. He also earned 2019 Pac-12 Coach of the Year, 2019 AFCA Regional Coach of the Year, 2019 Dodd Trophy Award winner and was a finalist for the AFCA National Coach of the Year and Bear Bryant Award.
- Legendary for his postseason success, his 11 bowl wins (11-3) ties him for second among active coaches and ranks in the top-10 all-time (including ties). His glossy bowl record includes a 2-0 mark in College Football Playoff New Year's Six bowls, with wins over Pittsburgh in the 2005 Fiesta Bowl as co-head coach and Alabama in the 2009 Sugar Bowl.
- The Utes appeared in every weekly CFP ranking for the first three years of the system (2014-16) and have made the sixth-most appearances of any school with 30 total. Utah has finished in the CFP top-25 in five seasons: No. 22 in 2014 and 2015, No. 19 in 2016, No. 17 in 2018 and No. 11 in 2019. The Utes have made the final AP top-25 six times and the final Coaches' poll seven times under Whittingham. Their AP top-25 finishes were No. 2 (2008), No. 18 (2009), No. 21 (2014), No. 17 (2015), No. 23 (2016) and No. 16 (2019).
- Individually, Whittingham has had 25 players make All-America teams, including 15 that have made major All-America first teams (those determining the NCAA's consensus team). They are Luther Elliss (1994, consensus defensive lineman), Eric Weddle (2006, consensus defensive back), Louie Sakoda (2007, punter; 2008, unanimous consensus place kicker), Zane Beadles (2009, offensive line), Shaky Smithson (2010, punt returner), Star Lotulelei (2012, defensive tackle), Reggie Dunn (2012, kick returner), Nate Orchard (2014, defensive end), Kaelin Clay (2014, returner), Tom Hackett (2014, consensus punter; 2015, unanimous consensus punter), Mitch Wishnowsky (2016, unanimous consensus punter), Matt Gay (2017, consensus kicker), Bradlee Anae (2019, consensus defensive end), Julian Blackmon (2019, safety), Leki Fotu (2019, defensive tackle), Jaylon Johnson (2019, cornerback) and Zack Moss (2019, running back).
- Whittingham's players have won a total of 93 first-team all-conference awards, including 42 in Utah's 10 seasons of Pac-12 membership. Utah led the Pac-12 in first-team all-conference players in 2018 with nine selected, and added eight more in 2019. Two of his players have been three-time first-team All-Pac-12 honorees—Hackett from 2013-15 and Wishnowsky from 2016-18).

WHITTINGHAM'S YEAR-BY-YEAR RECORD

Year	School	Overall	P12	Bowl	Year	School	Overall	P12	Bowl
2004*	Utah	1-0	--	Fiesta/W	2014	Utah	9-4	5-4	Las Vegas/W
2005	Utah	7-5	--	Emerald/W	2015	Utah	10-3	6-3	Las Vegas/W
2006	Utah	8-5	--	Armed Forces/W	2016	Utah	9-4	5-4	Foster Farms/W
2007	Utah	9-4	--	Poinsettia/W	2017	Utah	7-6	3-6	Heart of Dallas/W
2008	Utah	13-0	--	Sugar/W	2018	Utah	9-5	6-3	Holiday/L
2009	Utah	10-3	--	Poinsettia/W	2019	Utah	11-3	8-1	Alamo/L
2010	Utah	10-3	--	Las Vegas/L	2020	Utah	3-2	3-2	--
2011	Utah	8-5	4-5	Sun/W	2021	Utah	3-2	2-0	--
2012	Utah	5-7	3-6	--	*Co-Head Coach in the 2005 Fiesta Bowl				
2013	Utah	5-7	2-7	--					

WHITTINGHAM'S RECORD vs. OPPONENTS

Air Force.....5-1	Indiana.....1-0	Northwestern.....0-1	UCLA.....7-4
Alabama.....1-0	Iowa State.....1-0	Notre Dame.....0-1	UNLV.....5-1
Arizona.....6-4	Louisville.....2-0	Oregon.....2-6	USC.....4-7
Arizona State.....3-6	Michigan.....3-0	Oregon State.....7-3	Utah State.....7-1
Boise State.....0-2	Montana State.....1-0	Pittsburgh.....3-0	Washington.....2-7
BYU.....11-4	Navy.....1-0	San Diego State.....5-2	Washington State.....5-4
California.....4-2	New Mexico.....4-2	San Jose State.....4-0	Weber State.....4-0
Colorado.....8-2	North Carolina.....0-1	Southern Utah.....1-0	West Virginia.....1-0
Colorado State.....6-1	North Dakota.....1-0	Stanford.....3-1	Wyoming.....5-1
Fresno State.....2-0	Northern Arizona.....1-0	Texas.....0-1	Totals.....137-68
Georgia Tech.....2-0	Northern Colorado.....1-0	TCU.....3-3	
Idaho State.....2-0	Northern Illinois.....2-0	Tulsa.....1-0	

DEPTH CHART												
OFFENSE				Z - WIDE RECEIVER				NICKEL BACK				
LEFT TACKLE	GP	GS	CS	21 Solomon Enis (6-3, 207, Jr.)	GP	GS	CS	15 Malone Mataele (5-11, 181, So.)	GP	GS	CS	
68 Jaren Kump (6-5, 306, Fr.)	9	9	4	10 Money Parks (5-10, 166, Fr.)	37	12	0	8 Clark Phillips III (5-10, 185, Fr.)	20	5	3	
59 Falcon Kaumatule (6-7, 295, R-Fr.)	4	0	0									
LEFT GUARD				R - WIDE RECEIVER				FREE SAFETY				
51 Keaton Bills (6-4, 313, R-Fr.)	11	5	2	18 Britain Covey (5-8, 170, Jr.)	38	18	1	9 Vonte Davis (6-0, 195, Sr.)	38	10	10	
72 Luke Felix-Fualalo (6-7, 310, R-Fr.)	6	0	0	25 Jaylen Dixon (5-9, 170, Jr.)	31	9	0	13 Kamo'i Latu (6-0, 195, Fr.)	10	1	1	
CENTER				DEFENSE				STRONG SAFETY				
55 Nick Ford (6-5, 317, Jr.)	35	31	24	LEFT END	GP	GS	CS	28 Brandon McKinney (6-0, 200, Sr.)*	49	4	4	
54 Paul Maile (6-2, 303, So.)	14	1	1	42 Mika Tafua (6-3, 250, Jr.)	35	29	17	6 Cole Bishop (6-2, 205, Fr.)	2	0	0	
				47 Miki Suguturaga (6-4, 264, R-Fr.)	8	0	0	SPECIAL TEAMS				
RIGHT GUARD				LEFT TACKLE				KICKER				
78 Sataoa Laumea (6-4, 304, RS-Fr.)	10	9	4	58 Junior Tafuna (6-3, 290, Fr.)	4	2	2	97 Jadon Redding (5-11, 191, So.)	23	0	0	
53 Johnny Maea (6-4, 314, So.)	13	1	0	41 Hauati Pututau (6-3, 309, Sr.)	47	6	2	67 Jordan Noyes (5-10, 207, Fr.)	9	0	0	
RIGHT TACKLE				RIGHT TACKLE				PUNTER				
71 Braeden Daniels (6-4, 300, So.)	26	20	6	90 Devin Kaufusi (6-7, 300, Jr.)*	35	4	2	33 Cameron Peasley (6-3, 190, Fr.)	5	0	0	
77 Bamidele Olaseni (6-8, 330, Sr.)	12	3	1	99 Tennessee Pututau (6-1, 295, Fr.)	7	2	2	61 Mike Williams (6-1, 185, So.)	5	0	0	
Y - TIGHT END				RIGHT END				KICKOFFS				
89 Cole Fotheringham (6-4, 243, Jr.) <u>OR</u>	38	31	3	7 Van Fillinger (6-4, 260, Fr.)	10	4	4	67 Jordan Noyes (5-10, 207, Fr.)	9	0	0	
86 Dalton Kincaid (6-4, 242, Jr.)*	34	8	1	44 Xavier Carlton (6-6, 272, Fr.)	9	1	1	97 Jadon Redding (5-11, 191, So.)	23	0	0	
U - TIGHT END				ROVER LINEBACKER				HOLDER				
80 Brant Kuithe (6-2, 230, Jr.)	38	17	3	1 Nephi Sewell (6-0, 228, Jr.)*	35	29	10	61 Mike Williams (6-1, 185, So.)	5	0	0	
87 Thomas Yassmin (6-5, 252, So.)	21	0	0	32 Karene Reid (6-0, 228, Fr.)	4	2	2	18 Britain Covey (5-8, 170, Jr.)	38	0	0	
QUARTERBACK				MAC LINEBACKER				SNAPPER				
7 Cameron Rising (6-2, 220, So.)	5	3	2	0 Devin Lloyd (6-3, 235, Jr.)	38	24	24	93 Keegan Markgraf (6-3, 232, Sr.)	38	0	0	
3 Ja'Quinden Jackson (6-2, 229, Fr.)	1	0	0	34 Josh Calvert (6-2, 235, Fr.)	0	0	0	57 JT Greep (6-0, 214, Fr.)	0	0	0	
RUNNING BACK				STUD LINEBACKER				KICKOFF RETURNER				
2 Micah Bernard (6-0, 202, R-Fr.)	14	4	4	54 Hayden Furey (6-2, 225, So.)	13	2	2	18 Britain Covey (5-8, 170, Jr.)	38	0	0	
5 T.J Pledger (5-9, 196, Jr.)*	35	6	1	37 Trey Reynolds (6-1, 233, Fr.)	5	0	0	8 Clark Phillips III (5-10, 185, Fr.)	10	0	0	
FULL BACK				LEFT CORNERBACK				PUNT RETURNER				
40 Ali'i Niumatalolo (6-2, 220, Sr.)	38	0	0	23 Faybian Marks (5-10, 180, Fr.)	10	3	3	18 Britain Covey (5-8, 170, Jr.)	38	0	0	
39 Joe Ludwig (6-1, 236, Jr.)*	15	0	0	16 Zemaiah Vaughn (6-2, 175, Fr.)	9	0	0	25 Jaylen Dixon (5-9, 170, Jr.)	31	0	0	
X - WIDE RECEIVER				RIGHT CORNERBACK								
1 Theo Howard (6-0, 190, Sr.)*	49	28	4	8 Clark Phillips III (5-10, 185, Fr.)	10	10	10	Note: GP = Career Games Played, GS = Career Games Started, CS = Consecutive Starts *Includes GP/Starts at previous DI school				
17 Devaughn Vele (6-4, 205, R-Fr.)	14	2	1	29 Elisha Lloyd (5-10, 170, Fr.)	0	0	0					

Note: GP = Career Games Played, GS = Career Games Started, CS = Consecutive Starts

*Includes GP/Starts at previous DI school

DEPTH CHART PRONUNCIATION		
Micah Bernard..... muh-KY	Sataoa Laumea..... sah-TAU-uh lau-MAY-uh	Jadon Redding..... JAY-den
Keaton Bills..... KEY-ten	Paul Maile..... MY-lay	Karene Reid..... KUH-ren-ay reed
JaTravis Broughton..... BRAW-tun	Keegan Markgraf..... MAR-graph	Nephi Sewell..... KNEE-fy soo-ul
Britain Covey..... rhymes with love	Malone Mataele..... mah-tah-elly	Miki Suguturaga..... MY-KEY SOO-ga-too-RAHG-uh
Braeden Daniels..... BRAY-den	Viane Moala..... vee-AH-nay MO-ah-lah	Mika Tafua..... ME-kuh tah-FOO-uh
Vonte Davis..... VON-tay	Ali'i Niumatalolo..... uh-LEE-EE nee-UH-mah-tuh-lo-lo	Tavion Thomas..... TAY-vee-on
Solomon Enis..... EE-niss	Jordan Noyes..... Noise	Zemaiah Vaughn..... ZUH-my-uh
Van Fillinger..... FILL-in-ger	Bamidele Olaseni..... bam-uh-deli oh-lah-senny	Devaughn Vele..... duh-VAWN veh-leh
Falcon Kaumatule..... COW-muh-tool-ay	Hauati Pututau..... how-OTT-ee POO-TOO-tao	
Brant Kuithe..... KEETH-ee	Tennessee Pututau..... POO-TOO-tao	
Kamo'i Latu..... kuh-MOY lah-too		

2021 UTAH ROSTER

NUMERICAL			No.	Name	Yr.	Pos.	Ht.	Wt.	Hometown/Previous School
0	Chris Curry	RB	37	Faysal Aden	R-Fr.	RB	5-7	206	Salt Lake City, Utah/West HS
0	Devin Lloyd	LB	38	Stone Azarcon	Jr.	S	6-0	197	Denver, Colo./Juan Diego HS (Utah)
1	Theo Howard	WR	16	Bryson Barnes	Fr.	QB	6-1	202	Milford, Utah/Milford HS
1	Nephi Sewell	LB	2	Micah Bernard	Fr.	RB	6-0	202	Long Beach, Calif./Gahr HS
2	Micah Bernard	RB	51	Keaton Bills	R-Fr.	OL	6-4	313	Draper, Utah/Corner Canyon HS
2	Kenzel Lawler	CB	6	Cole Bishop	Fr.	S	6-2	205	Peachtree City, Ga./Starr's Mill HS
3	Ja'Quinden Jackson	QB	56	Rob Bonar	Fr.	LB	6-1	206	Houston, Texas/Deer Park HS
3	Drew Rawls	CB	4	JaTravis Broughton	So.	CB	5-11	188	Tulsa, Okla./Union HS
4	JaTravis Broughton	CB	10	Ethan Calvert	Fr.	LB	6-1	220	Westlake Village, Calif./Oaks Christian HS
5	TJ Pledger	RB	34	Josh Calvert	Fr.	LB	6-2	235	Westlake Village, Calif./Washington
5	Caine Savage	CB	44	Xavier Carlton	Fr.	DE	6-6	272	Herriman, Utah/Juan Diego Catholic HS
6	Cole Bishop	S	11	Makai Cope	Fr.	WR	6-3	205	Culver City, Calif./Culver City HS
6	Ricky Parks	RB	8	Peter Costelli	Fr.	QB	6-3	216	Redondo Beach, Calif./Mission Viejo HS
7	Van Fillinger	DE	18	Britain Covey	Jr.	WR	5-8	170	Provo, Utah/Timpview HS
7	Cameron Rising	QB	0	Chris Curry	So.	RB	5-11	215	Fort Myers, Fla./LSU
8	Peter Costelli	QB	71	Braeden Daniels	So.	OL	6-4	300	Carrollton, Texas/Hebron HS
8	Clark Phillips III	CB	48	Carson Danner	Fr.	LB	6-2	209	Cypress, Texas/Cypress Woods HS
9	Vonte Davis	S	9	Vonte Davis	Sr.	S	6-0	195	Rosenberg, Texas/Blinn College
9	Tavion Thomas	RB	25	Jaylen Dixon	Jr.	WR	5-9	170	Frisco, Texas/Lone Star HS
10	Ethan Calvert	LB	83	Jonah Elliss	Fr.	LB	6-2	232	Moscow, Idaho/Moscow Senior HS
10	R.J. Hubert	S	21	Solomon Enis	Jr.	WR	6-3	207	Phoenix, Ariz./North Canyon HS
10	Money Parks	WR	46	Hayden Erickson	Fr.	TE	6-2	252	Lehi, Utah/Lehi HS
11	Makai Cope	WR	61	Kolinu'u Faaiu	Fr.	OL	6-3	321	Edmonds, Wash./North Creek HS
11	Jonny Fanaika	DE	11	Jonny Fanaika	Fr.	DE	6-3	224	Pleasant Grove, Utah/Pleasant Grove HS
12	Tyler Wegis	DE	72	Luke Felix-Fualalo	R-Fr.	OL	6-7	310	Brisbane, Australia/Mater Dei HS
13	Kamo'i Latu	S	7	Van Fillinger	Fr.	DE	6-4	260	Draper, Utah/Corner Canyon HS
13	Munir McClain	WR	55	Nick Ford	Jr.	OL	6-5	317	San Pedro, Calif./San Pedro HS
14	Ben Renfro	WR	89	Cole Fotheringham	Jr.	TE	6-4	243	San Clemente, Calif./San Clemente HS
15	Malone Mataele	CB	94	David Fotu	Fr.	DT	6-5	301	Oakland, Calif./Herriman HS
16	Bryson Barnes	QB	54	Hayden Furey	So.	LB	6-2	225	Saratoga Springs, Utah/Westlake HS
16	Zemaiah Vaughn	S	74	Jaxon Garcia	Fr.	OL	6-2	329	West Valley City, Utah/Cyprus HS
17	Devaughn Vele	WR	57	JT Greep	Fr.	SN	6-0	214	Glendora, Calif./Glendora HS
18	Britain Covey	WR	79	Alex Harrison	Fr.	OL	6-4	322	Bountiful, Utah/Viewmont HS
19	Bryson Reeves	WR	1	Theo Howard	Sr.	WR	6-0	190	Westlake Village, Calif./Oklahoma
20	Jeremy Mercier	LB	29	Nick Howe	Fr.	CB	5-11	155	Salt Lake City, Utah/Woods Cross HS
20	Dominique Thompson	WR	10	R.J. Hubert	Jr.	S	6-0	195	Logandale, Nev./Moapa Valley HS
21	Solomon Enis	WR	3	Ja'Quinden Jackson	Fr.	QB	6-2	229	Dallas, Texas/Texas
22	Aaron Lowe	CB	82	Deven Johnson	Fr.	TE	6-4	230	Salem, Utah/Salem Hills HS
23	Faybian Marks	CB	90	Devin Kaufusi	Jr.	DT	6-7	300	Provo, Utah/BYU
24	Darrien "Bleu" Stewart	S	59	Falcon Kaumatule	R-Fr.	OL	6-7	295	Las Vegas, Nev./Bishop Gorman HS
24	Charlie Vincent	RB	86	Dalton Kincaid	Jr.	TE	6-4	242	Las Vegas, Nev./San Diego
25	Jaylen Dixon	WR	80	Brant Kuithe	Jr.	TE	6-2	230	Katy, Texas/Cinco Ranch HS
26	Kyrese Rowan	WR	68	Jaren Kump	Fr.	OL	6-5	306	Riverton, Utah/Herriman HS
27	Pierre Moudourou	WR	46	Lolani Langi	Fr.	LB	6-2	228	South Jordan, Utah/Washington State
27	Elvis Vakapuna	RB	13	Kamo'i Latu	Fr.	S	6-0	195	Honolulu, Hawaii/Saint Louis School
28	Brandon McKinney	S	78	Sataoa Laumea	R-Fr.	OL	6-4	304	Rialto, Calif./Eisenhower HS
29	Elisha Lloyd	CB	63	Taka Lautaha	Fr.	DT	6-2	284	Ewa Beach, Hawaii/St. Francis HS
29	Nick Howe	CB	2	Kenzel Lawler	Fr.	CB	5-11	193	Corona, Calif./Eleanor Roosevelt HS
29	Dawson Tanner	WR	0	Devin Lloyd	Jr.	LB	6-3	235	Chula Vista, Calif./Otay Ranch HS
31	LaCarea Pleasant-Johnson	CB	29	Elisha Lloyd	Fr.	CB	5-10	170	San Marcos, Calif./Mission Hills HS
32	Karene Reid	LB	70	Hunter Lotulelei	Fr.	OL	6-2	325	West Valley City, Utah/Highland HS
33	Cameron Peasley	P	22	Aaron Lowe	So.	CB	6-0	181	Mesquite, Texas/West Mesquite HS
33	Tyrone Young-Smith	S	39	Joe Ludwig	Jr.	FB	6-1	236	Poway, Calif./Middleton HS
34	Josh Calvert	LB	53	Johnny Maea	So.	OL	6-4	314	Salt Lake City, Utah/East HS
34	Braedon Wissler	RB	54	Paul Maile	So.	OL	6-2	303	Salt Lake City, Utah/East HS
35	Isaac Vaha	TE	93	Keegan Markgraf	Sr.	SN	6-3	232	Hamilton, Ontario/Central Michigan
37	Faysal Aden	RB	23	Faybian Marks	Fr.	CB	5-10	180	Richmond, Texas/George Ranch HS
37	Trey Reynolds	LB	55	Andrew Mata'afa	So.	LB	6-3	224	San Diego, Calif./Mt. Carmel HS
38	Stone Azarcon	S	15	Malone Mataele	So.	CB	5-11	181	Placentia, Calif./Santa Margarita Catholic HS
39	Joe Ludwig	FB	13	Munir McClain	So.	WR	6-4	210	Atlanta, Ga./USC
40	Ali'i Niumatalolo	TE	28	Brandon McKinney	Sr.	S	6-0	200	Orange, Calif./Washington
41	Hauati Pututau	DT	20	Jeremy Mercier	Jr.	LB	6-3	235	Chandler, Ariz./Gila River JC
42	Mika Tafua	DE	57	Shuhei Mitsumoto	Fr.	DE	5-9	218	Osaka, Japan/Waseda University
43	Gavin Nawahine	DE	98	Viane Moala	Sr.	DT	6-6	304	Ili'i, American Samoa/Hawaii
44	Xavier Carlton	DE	62	Michael Mokofisi	Fr.	OL	6-3	308	Woods Cross, Utah/Woods Cross HS
45	Sione Tuha	LB	27	Pierre Moudourou	Jr.	WR	6-1	209	Danbury, Conn./Monroe College
46	Hayden Erickson	TE	43	Gavin Nawahine	Fr.	DE	6-2	244	Meridian, Idaho/Rocky Mountain HS
46	Lolani Langi	LB	40	Ali'i Niumatalolo	Sr.	TE	6-2	220	Annapolis, Md./Broadneck HS
47	Miki Suguturaga	DE	67	Jordan Noyes	Fr.	K	5-10	207	Higham, Kent/Gad's Hill School

2021 UTAH ROSTER

48	Carson Danner	LB	77	Bamidele Olaseni	Sr.	OL	6-8	330	London, England/Garden City CC
NUMERICAL			No.	Name	Yr.	Pos.	Ht.	Wt.	Hometown/Previous School
49	Elijah Shelton	DE	81	Connor O'Toole	Fr.	WR	6-4	210	Albuquerque, N.M./La Cueva HS
50	Fua Pututau	DT	91	Tevita Pahulu	Fr.	DT	6-0	307	Salt Lake City, Utah/West HS
51	Keaton Bills	OL	10	Money Parks	Fr.	WR	5-10	166	Aledo, Texas/Aledo HS
52	Mason Tufaga	LB	6	Ricky Parks	Fr.	RB	5-10	211	Tampa, Fla./Gaither HS
53	Johnny Maea	OL	33	Cameron Peasley	Fr.	P	6-3	190	Melbourne, Australia/Deakin University
54	Hayden Furey	LB	75	Simote Pepa	Fr.	DT	6-3	355	South Jordan, Utah/Bingham HS
54	Paul Maile	OL	8	Clark Phillips III	Fr.	CB	5-10	185	Lakewood, Calif./La Habra HS
55	Nick Ford	OL	31	LaCarea Pleasant-Johnson	R-Fr.	CB	6-0	168	Yakima, Wash./Mountain Pointe HS
55	Andrew Mata'afa	LB	5	TJ Pledger	Jr.	RB	5-9	196	Pacoima, Calif./Oklahoma
56	Rob Bonar	LB	50	Fua Pututau	So.	DT	6-1	295	Salt Lake City, Utah/Cottonwood HS
57	JT Greep	SN	41	Hauati Pututau	Sr.	DT	6-3	309	Salt Lake City/Cottonwood HS
57	Shuhei Mitsumoto	DE	84	Taniela Pututau	Fr.	TE	6-3	241	Salt Lake City, Utah/Cottonwood HS
58	Junior Tafuna	DT	99	Tennessee Pututau	Fr.	DT	6-1	295	West Valley City, Utah/East HS
59	Falcon Kaumatule	OL	3	Drew Rawls	R-Fr.	CB	6-0	184	Beaumont, Texas/West Brook Senior HS
61	Kolinu'u Faaiu	OL	97	Jadon Redding	So.	K	5-11	191	Fredericksburg, Va./Colonial Forge HS
61	Michael Williams	P	19	Bryson Reeves	Fr.	WR	6-1	196	Montrose, Calif./St. Francis HS
62	Michael Mokofisi	OL	32	Karene Reid	Fr.	LB	6-0	228	American Fork, Utah/Timpview HS
63	Taka Lautaha	DT	14	Ben Renfro	Fr.	WR	6-1	199	Magnolia, Texas/Magnolia HS
64	Marist Talavou	OL	37	Trey Reynolds	Fr.	LB	6-1	233	Queen Creek, Ariz./Queen Creek HS
67	Jordan Noyes	K	7	Cameron Rising	So.	QB	6-2	220	Ventura, Calif./Texas
68	Jaren Kump	OL	26	Kyrese Rowan	R-Fr.	WR	5-10	175	Ogden, Utah/Roy HS
70	Hunter Lotulelei	OL	5	Caine Savage	Fr.	CB	5-11	184	Buena Park, Calif./Western HS
71	Braeden Daniels	OL	1	Nephi Sewell	Jr.	LB	6-0	228	St. George, Utah/Nevada
72	Luke Felix-Fualalo	OL	49	Elijah Shelton	So.	DE	6-2	237	Salt Lake City, Utah/Utah State
73	Tanoa Togiai	DT	24	Darrien "Bleu" Stewart	Fr.	S	6-0	188	Las Vegas, Nev./Desert Pines HS
74	Jaxon Garcia	OL	47	Miki Suguturaga	R-Fr.	DE	6-4	264	Kaneohe, Hawaii/Punahou School
75	Simote Pepa	DT	42	Mika Tafua	Jr.	DE	6-3	250	Laie, Hawaii/Kamehameha HS
76	Zereoue Williams	OL	58	Junior Tafuna	Fr.	DT	6-3	290	Taylorsville, Utah/Bingham HS
77	Bamidele Olaseni	OL	64	Marist Talavou	R-Fr.	OL	6-2	320	Norwalk, Calif./St. John Bosco HS
78	Sataoa Laumea	OL	29	Dawson Tanner	Fr.	WR	5-10	159	Gilbert, Ariz./Gilbert HS
79	Alex Harrison	OL	9	Tavion Thomas	So.	RB	6-2	221	Dayton, Ohio/Independence CC
80	Brant Kuithe	TE	20	Dominique Thompson	So.	WR	5-11	193	Bueno Park, Calif./Cypress HS
81	Connor O'Toole	WR	73	Tanoa Togiai	Fr.	DT	6-6	312	Rigby, Idaho/Rigby HS
82	Deven Johnson	TE	52	Mason Tufaga	Fr.	LB	6-1	226	Honolulu, Hawaii/St. Louis HS
82	Sire Woods	TE	45	Sione Tuha	Fr.	LB	6-2	226	Provo, Utah/Provo HS
83	Jonah Elliss	LB	35	Isaac Vaha	Fr.	TE	6-6	272	Pleasant Grove, Utah/Pleasant Grove HS
84	Taniela Pututau	TE	27	Elvis Vakapuna	Fr.	RB	5-7	211	Kahuku, Hawaii/Kahuku HS
86	Dalton Kincaid	TE	16	Zemaiah Vaughn	Fr.	S	6-2	175	Beaumont, Texas/Beaumont United HS
87	Thomas Yassmin	TE	17	Devaughn Vele	R-Fr.	WR	6-4	205	San Diego, Calif./Rancho Bernardo HS
89	Cole Fotheringham	TE	95	Aliki Vimahi	Fr.	DT	6-4	286	Kahuku, Hawaii/Kahuku HS
90	Devin Kaufusi	DT	24	Charlie Vincent	R-Fr.	RB	5-10	194	Salt Lake City, Utah/East HS
91	Tevita Pahulu	DT	12	Tyler Wegis	Fr.	DE	6-6	230	Ladera Ranch, Calif./San Juan Hills HS
93	Keegan Markgraf	SN	61	Michael Williams	So.	P	6-1	185	Phoenix, Ariz./Arizona State
94	Tevita Fotu	DT	76	Zereoue Williams	Fr.	OL	6-7	275	Phoenix, Ariz./Mountain Pointe HS
95	Aliki Vimahi	DT	34	Braedon Wissler	Fr.	RB	5-6	185	South Jordan, Utah/Bingham HS
97	Jadon Redding	K	82	Sire Woods	Sr.	LB	6-2	235	Long Beach, Calif./Penn Univ.
98	Viane Moala	DT	87	Thomas Yassmin	So.	TE	6-5	252	Sydney, Australia/The Scots College
99	Tennessee Pututau	DT	33	Tyrone Young-Smith	Sr.	S	6-4	218	Fresno, Calif./Edison HS

PRONUNCIATIONS

Faysal Aden.....	FACE-all	Falcon Kaumatule.....	COW-muh-tool-ay	Michael Mokofisi.....	mo-KO-fee-see	Miki Suguturaga.....	MY-KEY SOD-ga-too-RAHG-uh
Stone Azarcon.....	uh-ZAR-con	Brant Kuithe.....	KEETH-ee	Ali'i Niumatalalo.....	uh-LEE-EE nee-UH-mah-tuh-lo-lo	Marist Talavou.....	MARE-ist tal-UH-vo
Micah Bernard.....	muH-KY	Kamo'i Latu.....	kuh-MOY lah-too	Jordan Noyes.....	noise	Tavion Thomas.....	TAY-vee-on
Keaton Bills.....	KEY-ten	Sataoa Laumea.....	sah-TAO-uh lau-MAY-uh	Bamidele Olaseni.....	bam-uh-deli oh-lah-senny	Tanoa Togiai.....	tuh-NO-uh tone-GEE-eye
Rob Bonar.....	bone-ARE	Taka Lautaha.....	TAH-kuh lah-OO-taha	Tevita Pahulu.....	tuh-VEE-tah pah-HOO-loo	Mason Tufaga.....	too-FAN-guh
JaTravis Broughton.....	BRAW-tun	Elisha Lloyd.....	ee-LIE-sha	LaCarea Pleasant-Johnson.....	luh-CAR-ee-ay	Isaac Vaha.....	vah-ha
Makai Cope.....	MUH-ky	Johnny Maea.....	MY-uh	Fua Pututau.....	foo-UH POU-TOO-tao	Zemaiah Vaughn.....	ZUH-mey-uh
Peter Costelli.....	cuh-STELLY	Paul Maile.....	MY-lay	Hauati Pututau.....	how-OTT-ee POU-TOO-tao	Devaughn Vele.....	duh-VAWN vay-lay
Britain Covey.....	rhymes with "love"	Shintaro Mann.....	shin-TAR-oh	Taniela Pututau.....	tuh-KNEE-ell-uh POU-TOO-tao	Aliki Vimahi.....	UH-lee-key vee-MAH-hee
Braeden Daniels.....	BRAY-den	Keegan Markgraf.....	MAR-graph	Tennessee Pututau.....	POU-TOO-tao	Tyler Wegis.....	WEE-gus
Vonte Davis.....	VON-tay	Andrew Mata'afa.....	mah-tah-AH-fah	Jadon Redding.....	JAY-den	Zereoue Williams.....	ZARE-oh-way
Solomon Enis.....	EE-niss	Malone Mataele.....	mah-tah-elly	Karene Reid.....	KUH-ren-ay reed	Thomas Yassmin.....	YAZ-men
Kolinu'u Faaiu.....	koo-LEE-new-ew fay-EE-ew	Jeremy Mercier.....	MUHR-sir	Soa Rosales.....	so-UH ro-SAH-les		
Jonny Fanaika.....	fuh-NYE-kuh	Shuhei Mitsumoto.....	shoe-HEY meat-SUE-mo-toe	Nephi Sewell.....	KNEE-fy soo-ul		
Van Fillingier.....	FILL-in-ier	Viane Moala.....	vee-AH-nay MO-ah-lah				
Luke Felix-Fualalo.....	foo-a-LAH-loo						
Devin Kaufusi.....	kuh-FOO-see						

NATIONAL WATCH LISTS

Bednarik Award (Defense)

Devin Lloyd, Jr., LB

Butkus Award (Linebacker)

Devin Lloyd, Jr.

Bronko Nagurski Trophy (Defense)

Devin Lloyd, Jr., LB

Earl Campbell Tyler Rose Award (Texas)

Brant Kuithe, Jr., TE

Lou Groza Award (Kicker)

Jadon Redding, So.

Lott IMPACT Trophy (Defense)

Devin Lloyd, Jr., LB

Mackey Award (Tight End)

Cole Fotheringham, Jr.

Patrick Mannelly Award (Snapper)

Keegan Markgraf, Sr.

Paul Hornung Award (Dynamic Player)

Britain Covey, Jr., WR/RS

Davey O'Brien Award

Cameron Rising, So., QB

Polynesian Player of the Year

Sataoa Laumea, R-Fr., OL

Simi Moala, So., OL

Viane Moala, Sr., DT

Tennessee Pututau, Fr., DT

Nephi Sewell, Jr., LB

Mika Tafua, Jr., DE

Reese's Senior Bowl

Nick Ford, Jr., OL

Devin Lloyd, Jr., LB

Brant Kuithe, Jr., TE

Bamidele Olaseni, Sr., OL

TJ Pledger, Jr., RB

Rotary Lombardi Award

Brant Kuithe, Jr., TE

Wuerffel Trophy (Community Service)

Mika Tafua, Jr., DE

William V. Campbell Trophy (Academics)

Keegan Markgraf, Sr., LS (Semifinalist)

HEADING THE OFFENSE

Offensive coordinator and quarterbacks coach Andy Ludwig is in his third year of his second full-time stint on the Utah coaching staff.

- Through five weeks, Utah ranks in the top-half of the Pac-12 in rushing offense (5th, 168.6) and scoring offense (6th, 30.8).
- Utah's offense is averaging 32.0 points and 399.5 offensive yards per game when playing in Rice-Eccles Stadium this year.
- Utah put together four touchdown drives of 75+ yards (8-75, 5-75, 7-77, 5-75) against USC in the Coliseum this year. The last time the Utes accomplished this feat was in 2019 vs. UCLA, when the squad drove 75 or more yards for a TD five times in a 49-3 win at RES.
- Utah's 42 points against USC was the most the Utes have scored against the Trojans in the Coliseum.
- Utah had six different players score against USC with either a rushing or receiving touchdown. The last time Utah accomplished that stat was in 2019 vs. UCLA.
- In 2019 the Utes led the Pac-12 in rushing yards per game (201.4), passing efficiency (174.05), completion percentage (72.6%) and third-down conversion rate (46.3%).
- The Utes broke the league record for completion percentage in 2019.
- Utah scored 30 or more points 10 times in 2019, the most by a Utah team since Ludwig coached the offense in 2008.

QUARTERBACK ROOM

This year's quarterback room is comprised of three four-star recruits, including starter Cameron Rising.

- Sophomore Cameron Rising, the No. 8 pro-style QB in the nation out of high school, transferred to Utah from Texas in 2019, earning the starting job in 2020 before suffering a season-ending injury in the first game of the season. He has played in five career games at Utah with three starts, including his first start of the 2021 season against Washington State.
- The Texas connection continued for the Utes in the offseason with Longhorns transfer Ja'Quinden Jackson joining Utah this spring as well. The 6-2, 229-pound freshman QB was a high school All-American and was rated the No. 2 overall recruit in the state of Texas. He played in his first collegiate game against Washington State, scoring a two-yard rushing touchdown in the second quarter.
- Freshman Peter Costelli is a four-star recruit out of Mission Viejo HS and was rated the No. 10 dual quarterback in the nation by 247Sports.

#THICCBOI7

After earning the starting spot in 2020 to only fall with a season-ending injury against USC in the season-opener, sophomore Cameron Rising has made his return to the starting lineup, earning the starting nod in the last two games.

- Rising is 56-of-85 passing (0 INT, 7 TDs) for 625 yards this season, also ranking fourth in the team in rushing yards (105) on 16 carries (6.6 ypc) with one rushing touchdown.
- Rising recorded a career-high 306 passing yards in Utah's historic win over USC on the road, the first time a Utah quarterback surpassed the 300-yard passing mark since 2019 (Tyler Huntley vs. UCLA). His 37-yard flea flicker touchdown pass to Devaughn Vele in the second quarter against USC was a career-long TD pass.
- Rising finished the game against USC completing 78.6% of his passes, a career-high. He is currently completing 65.8% of his passes this season.
- Rising has two games this season where he has thrown for three touchdowns (3 vs. San Diego State). His three passing TDs against both San Diego State and USC ties for the second-most by a Pac-12 QB this season.

PRESEASON ALL-AMERICA

Walter Camp

Devin Lloyd, LB (Second-Team)

Phil Steele

Devin Lloyd, LB (First-Team)

Britain Covey, RS (Third-Team)

Athlon Sports

Devin Lloyd, LB (Second-Team)

Britain Covey, RS (Second-Team)

The Athletic

Devin Lloyd, LB (First-Team)

ESPN

Devin Lloyd, LB (First-Team)

PRESEASON ALL-CONFERENCE

Pac-12 (Media)

Nick Ford, OL (First-Team)

Devin Lloyd, LB (First-Team)

Mika Tafua, DE (First-Team)

Jadon Redding, PK (First-Team)

Britain Covey, RS (First-Team)

Sataoa Laumea, OL (Second-Team)

Britain Covey, WR (Second-Team)

Brant Kuithe, TE (HM)

Viane Moala, DT (HM)

JaTravis Broughton, CB (HM)

Clark Phillips III, CB (HM)

Keegan Markgraf, SN (HM)

2021 IN-SEASON WEEKLY AWARDS

Pac-12 Player of the Week

9/7Devin Lloyd, LBDefensive

9/20Britain Covey, RSSpecial Teams

9/27Van Fillinger, DEDefensive Line

Karene Reid, LBFreshman

10/11Cameron Rising, QBOffensive

Kamo'i Latu, SFreshman

National Weekly Awards

9/20Britain CoveyPaul Hornung

9/27Devin LloydReese's Senior Bowl

10/11Cameron RisingDavey O'Brien

10/12Devin LloydLott IMPACT Trophy

- Rising scored his first career rushing touchdown against USC on a 17-yard rush, the longest rushing touchdown by a quarterback since 2018 (Jason Shelley vs. BYU, 33 yards).
- Rising's four touchdowns that he was responsible for against USC is tied for the most by a Pac-12 player this season.
- The Utes averaged 10.9 yards per pass attempt and 13.9 yards per completion against USC, a season-high and the most yards per pass attempt by the Utes since Oct. 26, 2019 when the Utes averaged 11.00 against Cal.
- Rising came into the game against San Diego State with under six minutes to play in the third quarter, more than doubling Utah's total offensive yards from the first half during his time in regulation.
- Utah had 89 yards of total offense in the first half against the Aztecs with Rising finishing the game with a career-high 19-of-32 passing for 153 yards and three passing touchdowns, adding five rushes for 46 yards.

THOMAS THE TANK

Transfer Tavion Thomas leads the Utes this season in 100-yard rushing games, recording two (107 yds vs. Weber State; 113 yds at USC). He has four career 100-yard rushing games, notching two during his time at Cincinnati.

- Thomas is second on the team this season in carries (36) and rushing yards (247), averaging 6.9 yards per carry with a team-high three rushing touchdowns.
- Thomas has 936 career rushing yards through 19 games (5 games at Utah, 14 games at Cincinnati). He needs 64 yards to break the 1,000 career rushing yards mark.
- In both of his 100-yard rushing games this season, he has averaged over 7.0 yards per carry (12 rush, 107 yds vs. Weber State; 16 rush, 113 yds at USC).
- Thomas's 43-yard rushing touchdown against USC was a career-long rush.

BERNARD BREAKS TACKLES

Micah Bernard has a team-high 47 carries for 265 yards (5.6 ypc) and one rushing touchdown.

- Bernard had 76 career rushing yards entering the 2021 season and now has 265 through five games.
- Bernard recorded a career-high 146 rushing yards and a touchdown against BYU (12 carries).
- Bernard's 12.2 yards per carry at BYU ranks fourth all-time at Utah for a single game.
- Bernard was the only player in the Pac-12 and one of five in the Power Five to average 10 yards or more (minimum 10 carries) in week two.
- Five of Bernard's carries were for double-digit yards (10, 32, 50, 19, 22), with the 22-yard run the first touchdown of Bernard's collegiate career.
- His 50-yard carry against BYU was a career-long.

PLEDGER PLUGS AWAY

Junior TJ Pledger rushed for a season-high 117 yards against Washington State on 10 carries, adding one rushing touchdown.

- The Oklahoma transfer has three career 100-yard rushing games (2 at OU, 1 at Utah).
- Pledger had zero yards in the first half against Washington State, finishing with 117 in the second half, the most by a Pac-12 player with no yards in the first half since 2015 (Jerrard Randall, Arizona, 149 yds).
- His 59-yard rush against Washington State is the longest rush by a Ute this season and a career-long.

THROUGH THE AIR

Tight end Brant Kuithe has led the Utes in receptions in back-to-back seasons (2019, 2020) while wide receiver Britain Covey has led Utah in receiving yards three separate times (2015, 2018, 2020). Kuithe and Covey are tied for the team lead in receptions this season (20) with Kuithe holding an edge in receiving yards (192).

- Between Utah's wide receivers and tight ends, the Utes have four different players who have broken the 1,000 career yards mark in Theo Howard (1,608), Covey (1,638), Dalton Kincaid (1,411) and Kuithe (1,251), with junior Jaylen Dixon needing 21 yards to get to 1,000 (979).
- Junior Solomon Enis has been a constant threat for the Utes at wide receiver, having not missed a game prior to Utah's road contest at USC in 2021 (37 career games, 12 starts). He tied his career-high in receiving yards with 62 against Weber State, scoring one touchdown.
- Wide receiver Devaughn Vele started against USC, recording a career-high four receptions for 84 yards with a career-long 37-yard touchdown catch. Three of his receptions against USC went for first downs and 15+ yards.
- Howard caught at least one pass in 28 straight games while at UCLA (2017-19), playing in 34 career games at UCLA and 10 at OU in 2020.

TIGHT END U

Utah is currently the only Pac-12 team with two active TEs with over 1,000 receiving yards in their careers in Division I football (Brant Kuithe, Dalton Kincaid).

- Kuithe currently leads the Pac-12 tight ends in targets (29).
- Kuithe is one reception away from breaking the 100 career receptions mark. His 99 career receptions ranks first among Pac-12 tight ends.
- Kuithe has four-career rushing touchdowns as a tight end, including one in 2021. He is the only Pac-12 tight end (one of eight in the FBS) that has rushed for a score this season.
- Kuithe is currently leading all Pac-12 tight ends in receptions per game (4.0).
- In the past three seasons, Kuithe has ranked among the top tight ends in the Pac-12 and the country, ranking in the top-10 in the FBS among tight ends in yards per reception and receptions per game.

In Memory

Twice in less than a year, the Utah Football family has suffered the tragic loss of a student-athlete, teammate, brother and valued member of the football community.

Ty Jordan, a freshman running back from Mesquite, Texas, lost his life on Dec. 25, 2020. Just nine months later, Jordan's high school and college teammate Aaron Lowe passed away on Sept. 26, 2021.

Lowe, who attended West Mesquite HS with Jordan, changed his number to 22 prior to the 2021 season to honor the life and legacy of Jordan, also becoming the first recipient of the Ty Jordan Memorial Scholarship.

The Utes will wear a decal on their helmets honoring Ty and Aaron for the remainder of the 2021 season with the Pac-12 rallying with support by honoring the duo during road games for Utah. Utah will also continue to honor Ty and Aaron in Rice-Eccles Stadium throughout the season.

In a shortened five-game 2020 debut season, Jordan earned the Pac-12's Offensive Freshman of the Year award by vote of the league's coaches and was named Pac-12 Newcomer of the Year by the Associated Press. He also was named a Freshman All-American by The Athletic and 247Sports.

Lowe joined the Utes in 2019 as a three-star recruit out of Mesquite, Texas, immediately making an impact by playing in 11 games as a true freshman. Lowe played in 20 career games as a Ute, landing on the two-deep during the 2021 season as a back-up nickel.



2021 RECORD WHEN...

Utah scores first1-1
Opponent scores first2-1

Utah has more rushing yards3-0
Opponent has more rushing yards0-2

Utah has more passing yards1-1
Opponent has more passing yards2-1

Utah plays at home2-0
Utah plays on the road1-2
Game is at a neutral site0-0

Utah plays on grass0-2
Utah plays on artificial turf3-0

Utah plays a day game1-1
Utah plays a night game2-1

Utah leads at halftime3-0
Utah trails at halftime0-1
Utah is tied at halftime0-1

Utah leads after three quarters2-0
Utah trails after three quarters1-2
Utah is tied after three quarters0-0

Outcome is 10 or more points3-0
Outcome is 7 or less points0-2

Game goes into overtime0-1

RICE-ECCLES STADIUM BIGGEST CROWDS

1.	51,511	2021	Weber State
2.	51,483	2021	Washington St.
3.	47,825	2015	Michigan
4.	47,801	2016	Washington
5.	47,798	2015	California
6.	47,619	2014	USC
7.	47,528	2014	Oregon
8.	47,445	2018	Washington
9.	47,307	2019	UCLA
10.	46,915	2016	BYU

RICE-ECCLES SEASON ATTENDANCE AVERAGE

1.	46,533	2015
2.	46,506	2016
3.	46,462	2019
4.	46,436	2014
5.	46,332	2018
6.	45,913	2017
7.	45,585	2008
8.	45,459	2010
9.	45,347	2012
10.	45,194	2013

Capacity 45,017 from 1998-2013; 45-807 2014-2019; 51,444 2021-Present

- Kincaid recorded a career high as a Ute with 75 receiving yards on four catches against Weber State, scoring two touchdowns. He is the first Ute to catch two touchdown passes in a game since 2019 when tight end teammate Kuithe caught two against Colorado.
- Kincaid's 15.7 yards per reception ranks third among Pac-12 tight ends this season.
- Tight end Cole Fotheringham has started in 31 games for the Utes, tied for the most by any offensive player on the roster this season.

ON THE LINE

- Junior Nick Ford has started at every position on the offensive line during his career at Utah and is one of just two active FBS linemen that has achieved the feat (Brandon Council, Auburn).
- The Utes are the only Pac-12 team that has seven current offensive linemen on the team that have started at least one game.
- Sophomore Braeden Daniels have been consistent on the line, adding versatility similar to Ford. He has played in 25 games with 19 starts (17 at LG, 2 at RT).
- Utah ranks fourth in the Pac-12 in sacks allowed this season (1.80).

HEADING THE DEFENSE

Morgan Scalley is in his 14th year at Utah and sixth as defensive coordinator in 2021. He also continues to coach the safeties, a role he has held since 2008.

- As a unit, Scalley's defense ranks No. 3 in the Pac-12 this season (340.4 opponent yards per game) and ranks No. 41 in the country. The Utes are also among the best in the league when it comes to tackles for loss (7.6 per game; 1st) and sacks per game (2.8 per game; 2nd).
- This trend continues to embody the R.S.N.B. identity and culture of the Utah defense—an abbreviation standing for relentless, smart, nasty ballhawks.
- On paper, it'll present one of the most-anticipated Pac-12 matchups of the season as the league's third-best defense will go up against the No. 2 offense of Arizona State (441.7 yards per game).
- Utah led the Pac-12 in rushing defense in four of Scalley's prior five seasons as defensive coordinator, including three straight (2016, '18, '19, '20). Across all of FBS football, the Utes finished in the top-15 in 2018, '19 and '20.
- In the season opener vs. Weber State, Scalley's defense allowed just 57 yards on the ground, the fewest by a Utah opponent since UCLA had a 50-yard showing in 2019.
- Along with an established reputation for defending the ground game, Scalley's group has positioned itself this season in the Pac-12's upper half against the pass. Through five games, Utah opponents are averaging 211 passing yards per game, ranking fifth in the league.
- In Week 3 at San Diego State, the Utes allowed just 44 passing yards, the lowest since holding Arizona State to 25 yards in the air in 2019.
- The 2020 Utah defense ranked second in the Pac-12 in total defense (365.0), and return nine of its 11 starters from that season.
- Since Scalley took over coordinator duties in 2016, eight Utes

have earned postseason All-American honors on the defensive side of the ball.

THE GENERALS

Whether it is by being vocal leaders, or leading by example, Utah's linebacker group this season will be looked upon as the generals of the Utes' defense. The group is led by the general himself – junior Devin Lloyd – who leads the Pac-12 in tackles per game this season (10.6). Lloyd's total tackles were also atop the team in both 2019 and '20.

- Lloyd is a two-time All-Pac-12 selection, earning first-team in 2020 along with Sporting News All-America second-team honors.
- Lloyd's tackles per game is tied for No. 5 in FBS football. He also sits second in the league for total stops (53), a category he led handily heading into Utah's Week 5 bye.
- His 9 TFL on the season ranks best in the conference as well, and shares seventh across all of the FBS. It includes lockdown performances with 6.5 total TFL in Utah's last three games against San Diego State, Washington State and USC.
- Lloyd's 2.0 TFL/game in 2020 was tied for second among all FBS players. His 6.6 solo tackles per game ranked eighth in the FBS and his 9.6 total tackles per game ranked fifth in the Pac-12.

LLOYD LIVIN' THE DREAM

Lloyd came out of Utah's bye week looking to continue a trend of stalwart efforts from the team's first four games. The 2020 All-American and 2021 preseason All-American was tabbed Reese's Senior Bowl Defensive Player of the Week on Sept. 27.

- The Chula Vista, Calif., native, is the No. 3 rated linebacker in the country according to Pro Football Focus with an overall grade of 86.6. He has produced no fewer than eight tackles each game this season, and averaged 12.3 stops in Utah's first three games.
- Lloyd was instrumental all over the field during the Sept. 25 win vs. Washington State, logging eight tackles, a season-high 3.0 tackles for loss, one sack and an interception.
- A week earlier at San Diego State (Sept. 18), Lloyd turned in a career-high-tying 13 tackles, to go with 2.5 TFLs and Lloyd's first fumble recovery. His 13 tackles were tied for the most in the Pac-12 that weekend. It was his seventh career game with double-digit tackles and fourth straight, becoming the first Ute in a decade with such a run.
- The last Utes player to notch 10-plus tackles in four straight games was Chaz Walker, who closed out 2010 with standout performances vs. BYU (14) and Boise State (10) in the Macon Bowl, before picking up '11 where he left off vs. Montana State (10) and at USC (11).
- He is one of only two Pac-12 players with multiple interceptions and sacks this season.
- Lloyd is also the first Ute to produce 13 tackles in consecutive games (at BYU, at SDSU) since Chase Hansen late in 2018.

WELCOME TO THE SHOW

Freshman linebacker Karene Reid burst onto the scene in the Washington State win (Sept. 25), going off for 15 tackles, one sack and an interception. Although the game was not Reid's Utah debut—he played in two prior contests—it was his first start at the rover linebacker position.

- Against Washington State, Reid produced the most stops by a Pac-12 freshman for a game this season. It's also the most by a true freshman at Utah since at least 2005.
- Among all Pac-12 freshmen, Reid's 15 tackles were tied for the third-most in a game since 2012. In that same time, Reid is one of only four freshmen nationally to produce 15-plus stops in their first career game with a tackle.

SECONDARY SUCCESS

Utah returns a wealth of experience to the secondary in 2021, highlighted by Clark Phillips III (CB), Malone Mataele (NB) and Vonte Davis (FS) back in starting roles. The Utes also boast depth among newcomers to the unit, as freshman Kamo'i Latu (S) and senior Brandon McKinney (S) have stepped into key roles.

- Latu made his first career start in the win over USC (Oct. 9), producing a career- and team-best 10 tackles plus a pass breakup. It speaks to a steady growth for Latu, who saw action solely on special teams during Utah's five games in 2020.
- McKinney, who arrived from Washington (44 games) during the offseason, made the start at strong safety in Utah's first four games. He and Phillips each own 32 tackles on the season, leading the secondary. McKinney had a career-high nine stops at San Diego State, marking his second straight week resetting his single-game best.
- Phillips tied his career-high with nine tackles in the USC win, a mark he first set in the 2020 matchup with the Trojans. Against Washington State (Sept. 25), he had six tackles and sealed the victory with a 54-yard pick-six late in the fourth quarter.
- The Utes finished the 2020 season with seven interceptions, second-most per game in the Pac-12 (1.4).
- Five of Utah's interceptions last season came from the secondary, including a team-high tying two from Davis.
- Utah led the Pac-12 in pass efficiency defense in 2020 (120.64).
- Davis made his mark as a first-time starter in 2020, tying for the team-high in interceptions with two, also finishing with 16 total tackles. He has played in 36 career games at Utah.

SACK LAKE CITY

Utah's defensive line is highlighted by the returning experience of Mika Tufua (DE) and Hauati Pututau (DT), whom own a combined 32 starts. It's proven to be a collective group with talented and frankly, needed, depth, as the Utes lost veteran defensive tackle Viane Moala to a season-ending injury at San Diego State (Sept. 18).

- On the season, the defensive line owns 11 sacks, with eight of those coming in Utah's Pac-12 victories over USC and Washington State.
- Tufua was crucial in the win over USC (Oct. 9), providing four tackles up front including two second-quarter sacks for 13 yards. His second sack, an eight-yard takedown of Trojans QB Kedon Slovis, put USC into a third-and-long that ultimately led to a punt and set up a Utah touchdown just before halftime.
- Against Washington State (Sept. 25), the Utes amassed eight sacks for 59 yards, the most by a Pac-12 team this season. Six of those eight came from the defensive line and three from

defensive end Van Fillinger. Fillinger in the first freshman in program history with three sacks in a single game.

- For Utah, the eight team sacks were the most for the squad since recording 11 at Arizona State in November 2016.
- Fillinger has stepped up in his first full season with the Utes, after playing in all five games during a pandemic-shortened 2020 campaign. He earned Pac-12 Defensive Line Player of the Week laurels on Sept. 27, following a five-tackle game against WSU. He owns 14 tackles this season (3.5 TFL), after moving into a starting role for the first time. The four-star recruit was rated the No. 11 strong side defensive end in the country out of high school.
- In 2020, Tufua led the Ute defensive line in total tackles (14) and sacks (3.0), earning second-team All-Pac-12.
- Tufua has two career forced fumbles and five fumble recoveries. Four recoveries came in 2019, tied for the FBS lead that season.

PICK-SIX STREAK

Against Washington State, the Utah defense extended a remarkable run to 18 straight seasons with an interception returned for a touchdown.

- Clark Phillips III cemented the WSU victory late in the fourth quarter with a 54-yard pick-six. Phillips has accounted for Utah's last two pick-sixes, the last of which also came against Washington State, in Utah's 2020 season finale.
- This run of annual interceptions returned for a touchdown is the longest active streak in FBS football, and is the second-longest since such streaks were tracked beginning in 1996. Only Arizona State (2000-19) has had a longer run in that time.
- The streak began in 2004, the senior year of current defensive coordinator Morgan Scalley's career as a safety. Jonathan Fanene and Steve Fifta scored Utah's pick-sixes in 2004.

COVEY RECORDS

Britain Covey, the living video game, ranks among the best in Utah history in career punt returns and punt return yards.

- The in-state product (Provo) reset the program record for career punt return yards during his performance vs. Washington State, now owning 903 yards in his career and passing LaVon Edwards (892 yards from 1988-91).
- He ranks second in career punt returns (76), trailing only Edwards (112) in the program record book.
- Individually, Covey boasts 18.3 yards per return, a Pac-12 best and narrowly short of top in the country. His 80-yard runback at SDSU is the longest this season in the Pac-12.
- Keyed by Covey's 13 punt returns this season, Utah is averaging 18.9 yards as a unit—king in the Pac-12 and No. 5 in FBS football.

UTES IN THE NFL (27)

Updated 10.3.21

Offensive Line

Jackson Barton.....LA Raiders
Garrett Bolles.....Denver
Darrin Paulo.....Detroit (PS)
Jeremiah Poutasi.....LA Raiders (PS)
Sam Tevi.....Indianapolis (IR)

Quarterbacks

Tyler Huntley.....Baltimore

Running Backs

Devontae Booker.....NY Giants
Zack Moss.....Buffalo

Wide Receivers

Tim Patrick.....Denver

Defensive Line

Bradlee Anae.....Dallas
Leki Fotu.....Arizona
Star Lotulelei.....Buffalo
John Penisini.....Detroit

Linebackers

Cody Barton.....Seattle
Francis Bernard.....Dallas (IR)
Kylie Fitts.....Arizona
Chase Hansen.....New Orleans (IR)
Jared Norris.....Washington

Defensive Backs

Julian Blackmon.....Indianapolis
Marquise Blair.....Seattle
Terrell Burgess.....LA Rams
Javelin Guidry.....NY Jets
Jaylon Johnson.....Chicago
Eric Rowe.....Miami
Marcus Williams.....New Orleans

Special Teams

Matt Gay.....LA Rams
Mitch Wishnowsky.....San Francisco

IR = Injured/Reserve

PS = Practice Squad

THE KICKING GAME

Just as a theme of depth emanates across the rest of the Utah squad, the Utes' specialists are no different, aided by the kicking duo of freshman Jordan Noyes and sophomore Jadon Redding. Both walked on to the team in 2020 and '19, respectively.

- The pair shared kickoff duties in Utah's season opener vs. Weber State, before Noyes moved into the primary spot two weeks later at San Diego State. Noyes also was the go-to Ute on PATs in last week's win at USC, going 6-of-6 in that contest after making both of his attempts vs. Washington State (Sept. 25).
- Redding, a returning All-Pac-12 first-team selection, has seen action in four games. The former walk-on turned Lou Groza Award Watch List honoree connected on a career-long 47-yard field goal at BYU amidst an absolute pouring rain.
- His strike at BYU is the longest by a Utah kicker since Matt Gay hit a 53-yarder against Washington in the 2018 Pac-12 Championship Game. In his career, Redding is 6-of-8 on attempts of 40-plus yards.
- He is currently 82-of-84 on PATs in his career, placing Redding ninth in the Utah record book in career PAT percentage (.976).

A GENTLEMAN AND A SCHOLAR

Senior long snapper Keegan Markgraf was named a semifinalist for the William V. Campbell Trophy on Sept. 29. Now in its 32nd season, the award is presented annually to the top scholar-athlete across all of college football. Markgraf is one of 176 semifinalists nationally, and one of 17 specialists.

- He has appeared in 38 games as a Ute since 2018 and was named Pac-12 All-Conference honorable mention last season. In his Utah career, Markgraf has provided 208 snaps (86 punt, 31 FG, 91 PAT). Markgraf was awarded a scholarship in Fall 2019.
- Off the field, Markgraf is incredibly active in the community. On campus, he participates in the Ute Academy, a program designed to help student-athletes become well-rounded as they transition from the U into the next chapter of their lives. Markgraf additionally contributes to Utah Athletics' "Trunk or Treat" event each year, providing local families and children a safe environment to trick-or-treat.


- Across Salt Lake City and beyond, Markgraf is a leading ambassador for Utah football and the greater university. He has partnered with Backman Elementary School in the Fairpark neighborhood of SLC, making appearances to read to students. He has volunteered annually with the Spina Bifida Walk, and during the 2020-21 academic year, Markgraf also led a Zoom Q&A session with youth football teams across his native Canada.

WELCOME TO THE STATES, MATE

True freshman Cameron Peasley has settled in well to the primary punter role, holding the spot in all five games on the season. It's been a smooth adjustment for Peasley, a Melbourne, Australia, native, who saw his first in-person American football game when the Utes opened the season vs. Weber State on Sept. 2.

- Peasley is averaging 41.8 yards per punt and pinned two of his five attempts inside USC's 20-yard line during that historic victory. Five times this season, Peasley and the Utes' punt coverage team has left opponents backed up to their own 20 or beyond.
- Five of Peasley's punts have been downed and three have gone 50-plus yards.
- Peasley's native Melbourne sits just 102 feet above sea level, compared to an elevation of 4,657 feet in Salt Lake City.
- He and two other Utes make up the Australian contingent on the team, joined by redshirt freshman OL Luke Felix-Fualolo (Brisbane) and sophomore TE Thomas Yassmin (Sydney).

DEPTH CHART QUICK HITS (OFFENSE)



68 JAREN KUMP
LT | 6-5 | 306 | FR | RIVERTON, UTAH

- 9 career games played, all starts (6 at RT, 3 at LT).
- Has played in the last four games, all starts (3 at LT, 1 at RT).
- Rated the No. 9 recruit in the state of Utah out of high school.
- State champion in the shot put and discus throw.
- Fluent in Portuguese.
- Wants to be a football coach.



59 FALCON KAUMATULE (cow-MUH-tool-ay)
LT | 6-7 | 295 | R-FR | LAS VEGAS, NEV.

- Has played in four games at Utah, all in 2021.
- Played defensive end at Bishop Gorman.
- Brother, Luke, played football at Stanford; brother, Canton, played football at Oregon and Central Florida.
- Parents named him Falcon after the "Millennium Falcon" because they are big fans of Star Wars.



51 KEATON BILLS (KEY-ten)
LG | 6-4 | 313 | R-FR | DRAPER, UTAH

- 10 career games, six starts (all at left guard).
- Has played in all five games this season, starting the last two.
- Was rated the No. 2 defensive end in the state of Utah out of high school, making the switch to offense in 2019.
- Has nine siblings (4 brothers, 5 sisters).



72 LUKE FELIX-FUALALO (foo-a-LAH-lo)
LG | 6-7 | 310 | R-FR | BRISBANE, AUSTRALIA

- 5 career games as a Ute.
- Native of Australia moved to the U.S. to play football in California.
- Played his senior season at Mater Dei HS.
- Didn't play American football until 2017, playing rugby in Australia.
- Named after "Luke Skywalker" from Star Wars.



55 NICK FORD
C | 6-5 | 317 | JR | SAN PEDRO, CALIF.

- Two-time All-Pac-12, earning first-team in 2020.
- 35 career games, 31 starts.
- Has started at left tackle (1), left guard (6), center (9), right guard (13) and right tackle (2) at Utah.
- Has started at center in all five games this season.
- One of two active FBS offensive lineman that has started at every position on the offensive line in their career.
- Can play the guitar and piano.
- Cooked meals for over 100 foster families prior to fall camp in 2021.
- Father played wide receiver at Cal from 1986-89.



54 PAUL MAILE (MY-lay)
C | 6-2 | 303 | SO | SALT LAKE CITY, UTAH

- 14 career games at Utah, one start.
- Started at right guard against Weber State, also seeing action at center against USC.
- Played in two games at center in 2020.
- Has four brothers and six sisters.
- Step-father is Henry Kaufusi, who played at Utah from 1994-95.
- Loves cold showers, even in the winter.



78 SATADA LAUMEA (sah-TAU-uh lau-MAY-uh)
RG | 6-4 | 304 | R-FR | RIALTO, CALIF.

- 10 career games, nine starts (all starts at RG).
- Has started the last four games at right guard.
- Earned second-team All-Pac-12 as a redshirt freshman in 2020.
- Four-star recruit out of high school.
- One of 10 kids (six sisters, three brothers).




53 JOHNNY MAEE (MY-uh)
RG | 6-4 | 314 | SO | SALT LAKE CITY, UTAH

- 13 career games with one start against BYU in 2019.
- Rated the No. 7 overall recruit in the state of Utah out of high school.



71 BRAEDEN DANIELS (BRAY-den)
RT | 6-4 | 300 | SO | CARROLLTON, TEXAS

- 26 career games played, 20 starts (18 at LG, 2 at RT).
- Has started all five games this season (3 at LG, 2 at RT).
- Started all 14 games as a redshirt freshman in 2019.
- Mother, Yronica, played basketball at McNeese University.



77 BAMIDELE OLASENI (bam-uh-deli oh-lah-senny)
RT | 6-8 | 330 | SR | LONDON, ENGLAND

- Has played in 12 career games with three starts (2 LT, 1 RT).
- Has played in all five games this season starting at LT in two.
- Rated the No. 9 JUCO offensive tackle in the nation out of Garden City CC, earning first-team NJCAA All-American in 2018.
- Brother, Gabriel played basketball at Iowa.
- Has a degree in fashion design.
- Interested in a career in teaching, or to get into social work to give back to the community.



89 COLE FOTHERINGHAM
TE | 6-4 | 243 | JR | SAN CLEMENTE, CALIF.


Career High Receptions.....5 vs. Oregon (2018)
Season High Receptions.....3 vs. Washington State
Career High Receiving Yards.....76 vs. Oregon (2018)
Season High Receiving Yards.....33 vs. Washington State
Last Game.....1 rec., 10 yds at USC

CAREER RECEIVING

Year	GP	Rec	Yds	TD	Long	Avg/C	Avg/G
2018	14	17	190	2	40	11.2	13.6
2019	14	16	156	1	16	9.8	11.1
2020	5	4	52	0	16	13.0	10.4
2021	5	5	48	0	13	9.6	9.6
TOTAL	38	42	446	3	40	10.6	11.7

- Has played in 38 career games with 31 starts.
- Career-long 40-yard reception against Oregon in 2018.
- Oldest of seven children.
- Enjoys surfing.
- Hasn't gotten a haircut in four years.

DEPTH CHART QUICK HITS (OFFENSE)



86 DALTON KINCAID
TE | 6-4 | 242 | JR | LAS VEGAS, NEV.


Career High Receptions..... 6 at UNI (2019)*
Season High Receptions..... 4 vs. Weber State
Career High Receiving Yards..... 152 at Cal Poly (2019)*
Season High Receiving Yards..... 75 vs. Weber State
Last Game..... 3 rec, 40 yds, 1 TD at USC

CAREER RECEIVING

Year	GP	Rec	Yds	TD	Long	Avg/C	Avg/G
2018*	12	24	374	11	42	15.6	31.2
2019*	12	44	835	8	70	19.0	69.6
2020	5	1	14	0	14	14.0	2.8
2021	5	12	188	3	37	15.7	37.6
TOTAL	34	81	1411	22	70	17.4	41.5

*at San Diego

- 34 career games played in Div. I football (10 at Utah, 24 at San Diego).
- Has played in all five games this season, starting in four.
- Leads Utah with three receiving touchdowns, which leads all Pac-12 tight ends (6th overall in the league).
- Scored two touchdowns against Weber State, his sixth-career multi-touchdown game. His career-high is four (vs. Nicholls in 2018).
- His 15.7 yards per reception ranks third among tight ends in the Pac-12.
- Out of his 12 receptions this season, eight have been for first downs.
- AP and Hero Sports All-America as a sophomore at San Diego in 2019.
- Led all FCS tight ends in yards per catch (18.98) in 2019.
- Partners with the Autism Tree Project Foundation.



80 BRANT KUITHE (KEETH-ee)
TE | 6-2 | 230 | JR | KATY, TEXAS

Career High Receptions..... 8 vs. Oregon State (2020)
Season High Receptions..... 7 at SDSU
Career High Receiving Yards..... 132 vs. UCLA (2019)
Season High Receiving Yards..... 58 vs. SDSU
Last Game..... 3 rec., 29 yds; 1 rush, 11 yds, 1 TD at USC

CAREER RECEIVING

Year	GP	Rec	Yds	TD	Long	Avg/C	Avg/G
2018	14	20	227	1	30	11.4	16.2
2019	14	34	602	6	69	17.7	43.0
2020	5	25	236	0	26	9.4	47.2
2021	5	20	192	1	20	9.6	38.4
TOTAL	38	99	1251	8	69	12.6	33.0

- Two-time All-Pac-12 second-team, third-team All-America.
- 38 career games, 17 starts.
- Has played in all five games this season, starting three.
- His 99 career receptions is the most by all active tight ends in the Pac-12.
- Ranks first among Pac-12 tight ends in receptions per game (4.0) this season.
- First rush of the season against USC resulted in an 11-yard touchdown, giving him four career rushing TDs.
- 19 straight games with at least one reception.
- 21 career games with at least three receptions, including all five this season.
- Led Utah in receptions in back-to-back seasons (2019, 2020).
- Had six rushes for 102 yards (17.0 ypc) and three rushing TDs in 2019.



40 ALI'I NIOMATALOLO (UH-lee-ee nee-UH-mah-tuh-lo-lo)
TE | 6-2 | 220 | SR | ANNAPOLIS, MD.

Career High Receptions..... 1 vs. Cal (2019)
Season High Receptions..... --
Career High Receiving Yards..... 10 vs. Cal (2019)
Season High Receiving Yards..... --
Last Game..... No stats vs. USC

CAREER RECEIVING

Year	GP	Rec	Yds	TD	Long	Avg/C	Avg/G
2017	12	0	0	0	0	0.0	0.0
2018	9	0	0	0	0	0.0	0.0
2019	11	1	10	0	10	10.0	0.9
2020	1	0	0	0	0	0.0	0.0
2021	5	0	0	0	0	0.0	0.0
TOTAL	38	1	10	0	10	10.0	0.3

- 38 career games played at Utah.
- Former walk-on was awarded a scholarship in 2019.
- Father, Ken, is the head football coach at Navy.
- Plays the piano and the cello.



7 CAMERON RISING
QB | 6-2 | 220 | SO | VENTURA, CALIF.


Career High Pass Yards..... 306 at USC (2021)
Season High Pass Yards..... 306 at USC (2021)
Career High Completions..... 22 at USC (2021)
Season High Completions..... 22 at USC
Career High Pass TDs..... 3 (2x), Last at USC (2021)
Season High Pass TDs..... 3 (2x), Last at USC
Last Game..... 22-28-0 pass, 306 yds (3 TDs); 6 rush, 27 yds (1 TD) at USC

CAREER PASSING

Year	GP	Cmp	Att	Int	Yds	TD	Long	Avg/G
2020	1	3	6	1	45	0	21	45.0
2021	4	56	85	0	625	7	42	156.3
TOTAL	5	59	91	1	670	7	42	134.0

- Has played in five career games with three starts.
- Has played in four games, starting the last two.
- His career-high 306 passing yards against USC was the most by a Utah quarterback since Tyler Huntley threw for 335 against UCLA in 2019.
- Ranks sixth in the Pac-12 in passing TDs (7) with six coming in two of the last three games.
- His 17-yard rushing touchdown against USC was the longest rushing TD by a QB since Jason Shelley scored a 33-yard rushing TD against BYU in 2018.
- Entered the game against SDSU with 5:25 to go in the third quarter, throwing for 153 yards and three touchdowns to take the Utes to overtime.
- His 46 rushing yards against SDSU was the most by a Utah quarterback since Sept. 20, 2019 when Tyler Huntley rushed for 60 yards vs. USC.
- 11-yard TD pass to Dalton Kincaid against Weber State was his first-collegiate TD pass.
- Transferred to Utah from Texas in 2019.
- Was the No. 8 pro-style QB in the nation out of high school.

DEPTH CHART QUICK HITS (OFFENSE)



3 JA'QUINDEN JACKSON

QB | 6-2 | 229 | FR | DALLAS, TEXAS

Career High Pass Yards	---
Season High Pass Yards	---
Career High Completions	---
Season High Completions	---
Career High Pass TDs	---
Season High Pass TDs	---
Last Game	---

CAREER PASSING

Year	GP	Cmp	Att	Int	Yds	TD	Long	Avg/G
2021	1	0	0	0	0	0	0	0.0
TOTAL	1	0	0	0	0	0	0	0.0

- Has played in one career game (2021 vs. Washington State).
- Scored his first collegiate touchdown against Washington State with a two-yard rushing score in the second quarter.
- Transferred to Utah from Texas in 2021.
- Was rated the No. 2 overall recruit in Texas as a four-star.



2 MICAH BERNARD (muh-KY)

RB | 6-0 | 202 | R-FR | LONG BEACH, CALIF.

Career High Carries	17 at SDSU (2021)
Season High Carries	17 at SDSU
Career High Rushing Yards	146 at BYU (2021)
Season High Rushing Yards	146 at BYU
Last Game	5 rush, 18 yds; 3 rec., 12 yds at USC

CAREER RUSHING

Year	GP	Att	Yds	TD	Long	Avg/A	Avg/G
2019	4	0	0	0	0	0.0	0.0
2020	5	15	76	0	25	5.1	15.2
2021	5	47	265	1	50	5.6	53.0
TOTAL	14	62	347	1	50	5.6	24.8

- 14 career games as a Ute with four starts.
- Has played in all five games with four starts this season.
- Career-highs in rushing yards (146) and all-purpose yards (164) against BYU.
- His 12.2 yards per carry against BYU ranks fourth all-time at Utah for a single game. He was the only Pac-12 player and one of five in the FBS in week two to average 10 yards or more (minimum 10 carries).
- Had 2,411 rushing yards (27 TD) as a junior in high school.
- Over 1,000 all-purpose yards as a senior in high school.
- Majoring in communications.



5 TJ PLEDGER

RB | 5-9 | 196 | JR | PACOIMA, CALIF.

Career High Carries	22 (2x), Last at TCU (2020)*
Season High Carries	10 vs. Washington St.
Career High Rushing Yards	131 vs. Texas (2020)*
Season High Rushing Yards	117 vs. Washington St.
Last Game	5 rush, 14 yds; 1 rec., 10 yds at USC

CAREER RUSHING

Year	GP	Att	Yds	TD	Long	Avg/A	Avg/G
2018*	11	30	179	0	21	6.0	16.3
2019*	10	10	65	1	16	6.5	6.5
2020*	9	95	451	5	28	4.7	50.1
2021	5	21	142	1	59	6.8	28.4
TOTAL	35	156	837	7	59	5.4	23.9

*at Oklahoma

- 35 career games in FBS football with six starts (30 GP, 5 starts at OU).
- Has played in all five games this season, starting at USC.
- 3 career 100-yard rushing games (2 at OU, 1 at Utah).
- Season-high 117 rushing yards on 10 carries (11.7 ypc) and a touchdown against Washington State.
- His 59-yard rushing against Washington State was a career-long.
- His 20-yard touchdown run against Washington State was a career-long touchdown rush.
- 163 yards away from 1,000 career rushing yards.
- Had 964 all-purpose yards at OU (695 rush, 89 rcv, 180 KR).
- Chipped his tooth trying to baptize himself in his cousin's pool when he was younger.



1 THEO HOWARD

WR | 6-0 | 190 | SR | WESTLAKE VILLAGE, CALIF.

Career High Receptions	11 at USC (2017)**
Season High Receptions	2 at BYU
Career High Receiving Yards	119 vs. Kansas State (2017)**
Season High Receiving Yards	21 at BYU
Last Game	1 rec., 42 yds at USC

CAREER RECEIVING

Year	GP	Rec	Yds	TD	Long	Avg/C	Avg/G
2016**	8	12	88	1	19	7.3	11.0
2017**	13	56	594	4	70	10.6	45.7
2018**	12	51	677	4	58	13.3	56.4
2019**	1	0	0	0	0	0.0	0.0
2020*	10	13	163	0	25	12.5	16.3
2021	5	5	86	1	42	17.2	17.2
TOTAL	49	137	1608	10	70	11.7	32.8

**at UCLA | *at Oklahoma

- 49 career games in FBS football with 28 starts.
- Has played in all five games with four starts this season.
- Ranks fourth among active WRs in the Pac-12 in career receptions (137).
- Scored first-career TD as a Ute against SDSU to send the game into overtime.
- Caught at least one pass in 28 straight games at UCLA from 2017-19.
- All-Pac-12 honorable mention in 2018.
- Career-long 70-yard catch against Kansas State in 2017 in the Cactus Bowl.
- Graduated from UCLA in 2019 in political science.
- Was a child actor and model.

DEPTH CHART QUICK HITS (OFFENSE)



17 DEVAUGHN VELE (duh-VAWN veh-lay)
WR | 6-4 | 205 | R-FR | SAN DIEGO, CALIF.

Career High Receptions.....4 at USC (2021)
Season High Receptions.....4 at USC
Career High Receiving Yards.....84 at USC (2021)
Season High Receiving Yards.....84 at USC
Last Game.....4 rec., 84 yds, 1 TD at USC

CAREER RECEIVING

Year	GP	Rec	Yds	TD	Long	Avg/C	Avg/G
2019	4	0	0	0	0	0.0	0.0
2020	5	2	12	0	9	6.0	2.4
2021	5	6	117	1	37	19.5	23.4
TOTAL	14	8	129	1	37	16.1	9.2

- 14 career games at Utah with one start.
- Has played in all five games this season, starting at USC.
- Career-long 37-yard touchdown catch against USC was a flea flicker, and his first collegiate touchdown.
- Three of his career-high four receptions against USC went for first downs and 15+ yards.
- Walked on the team in the spring of 2019.
- Served a church mission in Samoa.



21 SOLOMON ENIS (EE-niss)
WR | 6-3 | 207 | JR | PHOENIX, ARIZ.

Career High Receptions.....7 at SDSU (2021)
Season High Receptions.....7 at SDSU
Career High Receiving Yards.....62 (2x), Last vs. Weber State (2021)
Season High Receiving Yards.....62 vs. Weber State
Last Game.....--

CAREER RECEIVING

Year	GP	Rec	Yds	TD	Long	Avg/C	Avg/G
2018	14	13	179	1	29	13.8	12.8
2019	14	14	158	0	41	11.3	11.3
2020	5	11	108	1	25	9.8	21.6
2021	4	12	138	1	24	11.5	34.5
TOTAL	37	50	583	3	41	11.7	15.8

- 37 career games played at Utah with 12 starts.
- Has played four games in 2021, starting three.
- His 15.5 yards per catch against Weber State was a career-high when catching two-or-more passes.
- Career-long 41-yard catch against Washington State in 2019.
- Has not missed a game since stepping foot on campus in 2018.
- Four-star recruit in high school.
- Father, Curtis, was an All-American running back at Penn State, spending three seasons in the NFL with Chicago.



10 MONEY PARKS
WR | 5-10 | 166 | FR | ALEDO, TEXAS


Career High Receptions.....1 at USC (2021)
Season High Receptions.....1 at USC
Career High Receiving Yards.....12 at USC (2021)
Season High Receiving Yards.....12 at USC
Last Game.....1 rec., 12 yds, 1 TD at USC

CAREER RECEIVING

Year	GP	Rec	Yds	TD	Long	Avg/C	Avg/G
2020	1	0	0	0	0	0.0	0.0
2021	4	1	12	1	12	12.0	3.0
TOTAL	5	1	12	1	12	12.0	2.4

- Has played in five career games with one start.
- Started his first collegiate game at USC in 2021.
- His first career catch came against USC, resulting in a 12-yard touchdown.
- Two-time All-State player in high school.
- Full name is Monterren Parks.

DEPTH CHART QUICK HITS (OFFENSE)



18

BRITAIN COVEY (rhymes with Lovey)
 WR | 5-8 | 170 | JR | PROVO, UTAH

Career High Receptions.....9 at Colorado (2020)
 Season High Receptions 8 at SDSU
 Career High Receiving Yards134 vs. Washington State (2020)
 Season High Receiving Yards..... 67 at USC
 Last Game..... 5 rec., 67 yds at USC

CAREER RECEIVING

Year	GP	Rec	Yds	TD	Long	Avg/C	Avg/G
2015	12	43	519	4	66	12.1	43.3
2018	13	60	637	1	48	10.6	49.0
2019	4	10	77	0	21	7.7	19.3
2020	4	19	264	3	91	13.9	66.0
2021	5	20	141	1	28	7.1	28.2
TOTAL	38	152	1638	9	91	10.8	43.1

- 38 career games played, 18 starts.
- Four All-Pac-12 selections, three as a returner (first-team in 2018, 20).
- CoSIDA Academic All-America.
- Led Utah in receiving yards in 2015, 2018 and 2020.
- Ranks first among active Pac-12 players in career receptions (152) and leads all active Pac-12 wide receivers in career receptions per game (4.0).
- Ranks third among active Pac-12 players (2nd among WRs) in career all-purpose yards (3,195).
- His 3,195 career all-purpose yards ranks 10th all-time at Utah. He needs 33 yards to move into ninth (3,227, Carl Monroe, 1981-82).
- Three career 100-yard receiving games.
- Was a Freshman All-American in 2015 before leaving on a two-year church mission.
- Brother, Stephen, played football at BYU.
- Grandfather, Stephen Covey, authored the bestseller "Seven Habits of Highly Effective People."



25

JAYLEN DIXON
 WR | 5-9 | 170 | JR | FRISCO, TEXAS

Career High Receptions.....9 vs. Northwestern (2018)
 Season High Receptions 2 at SDSU
 Career High Receiving Yards125 vs. Colorado (2018)
 Season High Receiving Yards..... 38 at SDSU
 Last Game..... --

CAREER RECEIVING

Year	GP	Rec	Yds	TD	Long	Avg/C	Avg/G
2018	14	32	589	2	61	18.4	42.1
2019	14	24	343	1	41	14.3	24.5
2021	3	4	47	1	25	11.8	15.7
TOTAL	31	60	979	4	61	16.3	31.6

- 31 career games played at Utah with nine starts.
- Two career 100-yard receiving games.
- Needs 21 yards to achieve the 1,000 career receiving yard mark.
- Three of his four career receiving touchdowns have been for 20+ yards (47 vs. Colorado, 2018; 27 vs. Northwestern, 2018; 25 vs. SDSU, 2021).
- Had 111 rushing yards and two rushing scores in 2019.
- Nickname is JD.

DEPTH CHART QUICK HITS (DEFENSE)



42 MIKA TAFUA (ME-kuh tah-FOO-uh)
LDE | 6-3 | 250 | JR | LAIE, HAWAII

Career High Tackles.....8 vs. Texas (2019)
Season High Tackles.....3 (4x), Last vs. Washington St.
Career High TFL.....2.5 vs. Colorado (2019)
Season High TFL.....2.0 at USC
Career High Sacks.....2.0 at USC (2021)
Season High Sacks.....2.0 at USC
Last Game.....4 tackles (2.0 TFL, 2.0 sacks), 1 PBU at USC

CAREER DEFENSE

Year	GP	Solo	Ast	Tot	TFL	Sacks	Int	PD	FF	FR	Blk
2018	11	13	10	23	7.5	2.0	0	2	1	0	0
2019	14	19	28	47	8.5	3.0	0	2	0	4	0
2020	5	10	4	14	3.0	3.0	0	2	1	0	0
2021	5	10	6	16	5.5	4.5	0	1	0	1	0
TOTAL	35	52	48	100	24.5	12.5	0	7	2	5	0

- 35 career games with 29 starts.
- Started in the first five games of 2021.
- Ranks fourth among active Pac-12 defensive linemen in career TFL (24.5).
- His 16 tackles sit with Xavier Carlton atop the defensive line.
- Five career fumble recoveries ranks 11th all-time at Utah.
- Two sacks at USC (Oct. 9) were a career-high and part of a team-best 4.5 sacks this season.
- Two-time All-Pac-12 (second-team in 2020).
- Career-high three QB hurries against Colorado in 2020.
- Fourth-longest fumble return in Utah history against UCLA in 2019 (68 yards).
- Helped deliver a baby on a flight to Hawaii in the summer of 2021.
- Originally signed with BYU out of high school.
- Enjoys surfing and cliff diving.



47 MIKI SUGUTURAGA (MY-KEY SOD-ga-too-RAHG-uh)
LDE | 6-4 | 264 | R-FR | KANEHOHE, HAWAII

Career High Tackles.....1 (2x), Last at BYU (2021)
Season High Tackles.....1 at BYU
Career High TFL.....--
Season High TFL.....--
Career High Sacks.....--
Season High Sacks.....--
Last Game.....No stats at USC

CAREER DEFENSE

Year	GP	Solo	Ast	Tot	TFL	Sacks	Int	PD	FF	FR	Blk
2019	2	1	0	1	0.0	0.0	0	0	0	0	0
2020	2	0	0	0	0.0	0.0	0	0	0	0	0
2021	4	0	1	1	0.0	0.0	0	0	0	0	0
TOTAL	8	1	1	2	0.0	0.0	0	0	0	0	0

- 8 career games at Utah.
- Defensive MVP in ILH Division I in high school.
- Five sisters and three brothers.
- Cousin of former Utah and NFL players Chris and Ma'ake Kemoeatu.
- Professional speed eater and juggler, can also do a handstand for a fairly long amount of time.
- Once beat Keegan Markgraf two times in a row in eight-ball pool.



58 JUNIOR TAFUNA
LDE | 6-3 | 290 | FR | TAYLORSVILLE, UTAH

Career High Tackles.....4 at SDSU (2021)
Season High Tackles.....4 at SDSU
Career High TFL.....1.0 vs. Washington St. (2021)
Season High TFL.....1.0 vs. Washington St.
Career High Sacks.....1.0 vs. Washington St. (2021)
Season High Sacks.....1.0 vs. Washington St.
Last Game.....No stats at USC

CAREER DEFENSE

Year	GP	Solo	Ast	Tot	TFL	Sacks	Int	PD	FF	FR	Blk
2021	4	5	1	6	1.0	1.0	0	0	0	0	0
TOTAL	4	5	1	6	1.0	1.0	0	0	0	0	0

- Has played in four games this season, including starts vs. Washington State and USC.
- Career-best with four tackles at San Diego State.
- Recorded his first collegiate sack against Washington State.
- Rated the No. 7 recruit in the state of Utah out of high school.
- Served a church mission in Praia, Cape Verde.



41 HAUATI PUTUTAU (how-OTT-ee POU-TOO-tao)
RDT | 6-3 | 309 | SR | SALT LAKE CITY, UTAH

Career High Tackles.....4 (3x), Last vs. Oregon State (2020)
Season High Tackles.....3 (2x), Last at BYU
Career High TFL.....2.0 vs. Oregon State (2020)
Season High TFL.....1.0 at SDSU
Career High Sacks.....1.0 (3x), Last vs. Oregon State (2020)
Season High Sacks.....0.5 vs. Weber State
Last Game.....No stats at USC

CAREER DEFENSE

Year	GP	Solo	Ast	Tot	TFL	Sacks	Int	PD	FF	FR	Blk
2017	11	0	2	2	0.0	0.0	0	1	0	0	0
2018	14	9	10	19	4.0	1.0	1	3	0	2	0
2019	14	2	5	7	0.0	0.0	0	3	0	0	0
2020	3	5	5	10	3.0	2.0	0	1	0	0	0
2021	5	7	2	9	1.5	0.5	0	1	0	0	0
TOTAL	47	23	24	47	8.5	3.5	1	9	0	2	0

- 47 career games with six starts (three at right tackle in 2021).
- First-career interception against Stanford in 2018.
- Played linebacker in high school.
- Oldest of eight children.
- One of four Pututau's on the team with Fua (brother), Taniela (brother) and Tennessee (cousin).
- Graduated with a degree in health, society and policy in 2019.
- Full name is Howard Hunter Pututau Jr., answers to both Howard and Hauati.

DEPTH CHART QUICK HITS (DEFENSE)



90 DEVIN KAUFUSI

RDT | 6-7 | 300 | JR | PROVO, UTAH

Career High Tackles.....5 at SDSU (2021)
 Season High Tackles.....5 at SDSU
 Career High TFL.....1.0 vs. USC (2020)
 Season High TFL.....0.5 at SDSU
 Career High Sacks.....1.0 vs. New Mexico State (2018)*
 Season High Sacks.....--
 Last Game.....1 tackle at USC

CAREER DEFENSE

Year	GP	Solo	Ast	Tot	TFL	Sacks	Int	PD	FF	FR	Blk
2018*	12	3	2	5	1.0	1.0	0	0	0	0	0
2019*	13	4	6	10	0.0	0.0	0	2	0	1	0
2020	5	4	2	6	1.0	0.0	0	2	0	1	0
2021	5	4	6	10	1.5	0.0	0	1	0	0	0
TOTAL	35	15	16	31	3.5	1.0	0	5	0	2	0

*at BYU

- 35 career games in FBS football with 4 starts.
- Started at right tackle against San Diego State and Washington State.
- At San Diego State, logged a career-best five tackles (0.5 TFL) plus a breakup.
- Played in 25 games at BYU from 2018-19.
- Father, Steve, played at BYU and spent two seasons in the NFL with the Eagles. He also coached at BYU and Utah.
- Mother, Michelle, is the mayor of Provo, Utah.
- Brothers, Bronson and Corbin, played at BYU and in the NFL.
- Has aspirations to be a voice actor or broadcaster after football.



99 TENNESSEE PUTUTAU (POO-TOO-tao)

RDT | 6-1 | 295 | FR | WEST VALLEY, UTAH

Career High Tackles.....5 vs. Washington State (2020)
 Season High Tackles.....1 (2x), Last at BYU
 Career High TFL.....2.0 vs. Washington State (2020)
 Season High TFL.....--
 Career High Sacks.....--
 Season High Sacks.....--
 Last Game.....No stats at USC

CAREER DEFENSE

Year	GP	Solo	Ast	Tot	TFL	Sacks	Int	PD	FF	FR	Blk
2020	5	3	7	10	2.0	0.0	0	0	0	0	0
2021	3	1	1	2	0.0	0.0	0	0	0	0	0
TOTAL	8	4	8	12	2.0	0.0	0	0	0	0	0

- 8 career games with two starts.
- Four-star recruit out of high school, rated the No. 6 player in the state of Utah.
- Led the state in sacks (18.5) as a senior in high school.
- Cousin of Hauati, Fua and Taniela Pututau, all on the current Utah roster.



7 VAN FILLINGER (FILL-in-ger)

RDE | 6-4 | 260 | FR | DRAPER, UTAH

Career High Tackles.....5 vs. Washington St. (2021)
 Season High Tackles.....5 vs. Washington St.
 Career High TFL.....3.0 vs. Washington St. (2021)
 Season High TFL.....3.0 vs. Washington St.
 Career High Sacks.....3.0 vs. Washington St. (2021)
 Season High Sacks.....3.0 vs. Washington St.
 Last Game.....3 tackles at USC

CAREER DEFENSE

Year	GP	Solo	Ast	Tot	TFL	Sacks	Int	PD	FF	FR	Blk
2020	5	2	1	3	0.0	0.0	0	0	0	0	0
2021	5	9	5	14	3.5	3.0	0	0	0	0	0
TOTAL	10	11	6	17	3.5	3.0	0	0	0	0	0

- 10 career games as a Ute, four starts.
- Pac-12 Defensive Line Player of the Week (Sept. 27)
- Had his first three collegiate sacks in the Washington State win (Sept. 25).
- Is the first Utah freshman on record with three sacks in a game.
- Four-star recruit out of high school, rated the No. 11 strong side defensive end in the country.
- Corner Canyon HS went 37-1 with Fillinger on the field.
- State champion in the shot put.
- Enjoys crocs and mullets.



44 XAVIER CARLTON

LDE | 6-6 | 272 | FR | HERRIMAN, UTAH

Career High Tackles.....4 (2x), Last at SDSU (2021)
 Season High Tackles.....4 at SDSU
 Career High TFL.....2.0 vs. Weber State (2021)
 Season High TFL.....2.0 vs. Weber State
 Career High Sacks.....1.0 vs. Weber State (2021)
 Season High Sacks.....1.0 vs. Weber State
 Last Game.....3 tackles (1.0 TFL), 1 PBU at USC

CAREER DEFENSE

Year	GP	Solo	Ast	Tot	TFL	Sacks	Int	PD	FF	FR	Blk
2020	4	1	0	1	0.0	0.0	0	0	0	0	0
2021	5	8	8	16	4.0	1.0	0	1	0	0	0
TOTAL	9	9	8	17	4.0	1.0	0	1	0	0	0

- 9 career games at Utah, including his first start at USC.
- Tied his career-best with four tackles at San Diego State.
- His 16 tackles (4.0 TFLs) share the defensive line lead with Mika Tafua.
- Three straight games with at least an assisted tackle for loss.
- One of three FBS freshmen (only Pac-12 freshman) to record 2.0 TFL in week one, his first TFLs as a Ute.
- Four-star recruit, rated the No. 12 strong side DE nationally out of high school.
- Father, Demetrius, played football at Utah in 1989.

DEPTH CHART QUICK HITS (DEFENSE)



1 **NEPHI SEWELL** (KNEE-fy SOD-ul)
LB | 6-0 | 228 | JR | ST. GEORGE, UTAH

Career High Tackles.....11 (2x), Last at BYU (2021)
Season High Tackles.....11 at BYU
Career High TFL.....2.0 vs. USC (2020)
Season High TFL.....1.5 at BYU
Last Game.....4 tackles (1.0 TFL) at USC

CAREER DEFENSE

Year	GP	Solo	Ast	Tot	TFL	Sacks	Int	PD	FF	FR	Blk
2017*	12	32	26	58	4.5	0.0	1	4	1	1	0
2018*	11	32	21	53	6.0	0.0	1	2	0	1	0
2019	3	8	6	14	0.5	0.0	0	0	0	0	0
2020	5	27	13	40	5.0	0.0	2	4	1	2	0
2021	4	16	14	30	4.0	0.0	0	0	1	0	0
TOTAL	35	115	80	195	19.0	0.0	4	10	3	4	0

*at Nevada

- 35 career games played in FBS football, 29 starts (19 starts at Nevada).
- Returned to game action in the win at USC, after missing the Washington State game.
- Has a tackle for loss in two of his last three games played.
- Tied his career-high with 11 tackles at BYU, and set a personal best with 2.5 TFLs for 13 yards in that game as well.
- All-Pac-12 honorable mention in 2020.
- Four career double-digit tackles games (3 at Utah, 1 at Nevada).
- Played running back, corner and returner in high school.
- Brother, Penei, played at Oregon and was the No. 7 overall 2021 NFL draft pick to Detroit.
- Born in American Samoa, moving to the U.S. in 2012.




32 **KARENE REID** (kuh-REN-ay read)
LB | 6-0 | 228 | FR | AMERICAN FORK, UTAH

Career High Tackles.....15 vs. Washington St. (2021)
Season High Tackles.....15 vs. Washington St.
Career High TFL.....1.0 vs. Washington St. (2021)
Season High TFL.....1.0 vs. Washington St.
Last Game.....4 tackles, 1 PBU at USC

CAREER DEFENSE

Year	GP	Solo	Ast	Tot	TFL	Sacks	Int	PD	FF	FR	Blk
2021	4	8	11	19	1.0	1.0	1	1	0	0	0
TOTAL	4	8	11	19	1.0	1.0	1	1	0	0	0

- Pac-12 Freshman of the Week (Sept. 27)
- Made his first collegiate starts vs. Washington State and at USC.
- Went off for 15 tackles vs. WSU—the most this season by a Pac-12 freshman and most by a Utah true freshman since at least 2005.
- Since 2012, Reid is one of only four freshmen nationally to produce 15-plus tackles in their first career game with a tackle.
- Originally signed with Utah State out of high school in 2018.
- Father, Spencer, played football at BYU from 1994-97, signing with Carolina out of college.
- Brother, Gabe, plays at Stanford.
- Married to Tanovasa Reid.
- Served a church mission in Madagascar and speaks Malagasy.




0 **DEVIN LLOYD**
LB | 6-3 | 235 | JR | CHULA VISTA, CALIF.

Career High Tackles.....13 (2x), Last at SDSU (2021)
Season High Tackles.....13 (2x), Last at SDSU
Career High TFL.....4.0 vs. Washington State (2020)
Season High TFL.....3.0 vs. Washington St.
Last Game.....8 tackles (1.0 TFL), 1 PBU at USC

CAREER DEFENSE

Year	GP	Solo	Ast	Tot	TFL	Sacks	Int	PD	FF	FR	Blk
2018	14	3	3	6	0.0	0.0	0	0	0	0	0
2019	14	48	43	91	11.0	6.5	1	3	0	0	0
2020	5	33	15	48	10.0	2.0	0	0	1	0	0
2021	5	25	28	53	9.0	2.0	2	2	0	1	0
TOTAL	38	107	89	196	29.0	10.5	3	5	1	1	0

- 38 career games with 24 starts.
- Butkus Award Finalist and Sporting News All-America in 2020 (second-team).
- Two-time All-Pac-12 (first-team in 2020).
- Reese's Senior Bowl Defensive Player of the Week (Sept. 27).
- No. 3 ranked LB in the country according to Pro Football Focus.
- Pac-12 Defensive Player of the Week (Sept. 7).
- Leads the Pac-12 and is No. 5 in FBS with 10.6 tackles per game. Has had no fewer than eight stops each game this season.
- Ranks second in the conference and leads the team in total tackles for the season (53).
- 7 career double-digit tackles games.
- Is atop the Pac-12 and tied for 7th in FBS with 9.0 TFLs this season.
- Has had at least one tackle for loss in 12 of the last 13 games.
- Had double-digit tackles in four straight games spanning 2020 and '21, the first Ute with such a run in the last 10 years.
- Led the team in tackles in 2019 and 2020.
- Father, Joe, was in the military for 26 years.
- Enjoys hot yoga and cinnamon rolls.



34 **JOSH CALVERT**
LB | 6-2 | 235 | FR | WESTLAKE VILLAGE, CALIF.

Career High Tackles.....--
Season High Tackles.....--
Career High TFL.....--
Season High TFL.....--
Last Game.....--

CAREER DEFENSE

Year	GP	Solo	Ast	Tot	TFL	Sacks	Int	PD	FF	FR	Blk
2021	--	--	--	--	--	--	--	--	--	--	--
TOTAL	0	0	0	0	0.0	0.0	0	0	0	0	0

- Transferred to Utah from Washington, where he redshirted in 2019 and didn't see action in 2020.
- Rated the No. 15 inside linebacker nationally out of high school.
- Played quarterback, linebacker and safety in high school.
- Older brother, Bo, plays football at UCLA.
- Younger brother, Ethan, is also a freshman LB at Utah.

DEPTH CHART QUICK HITS (DEFENSE)



54 HAYDEN FUREY


LB | 6-2 | 225 | SO | SARATOGA SPRINGS, UTAH

Career High Tackles.....4 at BYU (2021)
 Season High Tackles.....4 at BYU
 Career High TFL.....2.0 at BYU (2021)
 Season High TFL.....2.0 at BYU
 Last Game.....2 tackles at USC

CAREER DEFENSE

Year	GP	Solo	Ast	Tot	TFL	Sacks	Int	PD	FF	FR	Blk
2019	5	1	0	1	0.0	0.0	0	0	0	0	0
2020	3	1	0	1	0.0	0.0	0	0	0	0	0
2021	5	7	2	9	2.0	0.0	0	0	0	0	0
TOTAL	13	9	2	11	2.0	0.0	0	0	0	0	0

- 13 career games as a Ute, earning two starts in 2021.
- Set a career-high with four tackles at BYU, including his first collegiate TFLs (2.0-5 yds)
- Walked on the team in the fall of 2019.
- Played AAU basketball for a team that traveled internationally (China/Australia); can dunk a basketball.



37 TREY REYNOLDS

LB | 6-1 | 233 | FR | QUEEN CREEK, ARIZ.

Career High Tackles.....2 at SDSU (2021)
 Season High Tackles.....2 at SDSU
 Career High TFL.....--
 Season High TFL.....--
 Last Game.....No stats at USC

CAREER DEFENSE

Year	GP	Solo	Ast	Tot	TFL	Sacks	Int	PD	FF	FR	Blk
2021	5	1	1	2	0.0	0.0	0	0	0	0	0
TOTAL	5	1	1	2	0.0	0.0	0	0	0	0	0

- Has seen action in all five games on the season.
- Made his first three collegiate tackles on special teams in the game at San Diego State.
- Rated the No. 9 recruit in the state of Arizona out of high school.
- Father, Paul, played linebacker at Arizona State (1996-97).



23 FAYBIAN MARKS


LCB | 5-10 | 180 | FR | RICHMOND, TEXAS

Career High Tackles.....6 vs. Washington St. (2021)
 Season High Tackles.....6 vs. Washington St.
 Career High PBU.....1 (3x), Last vs. Weber State (2021)
 Season High PBU.....1 vs. Weber State
 Last Game.....2 tackles at USC

CAREER DEFENSE

Year	GP	Solo	Ast	Tot	TFL	Sacks	Int	PD	FF	FR	Blk
2020	5	2	3	5	0.0	0.0	1	2	0	0	0
2021	5	8	3	11	0.0	0.0	0	1	0	0	0
TOTAL	10	10	6	16	0.0	0.0	1	3	0	0	0

- 10 career games as a Ute, with starts in the last three games.
- Averaging 3.3 tackles per game since moving into starting CB role.
- Had a career-high six stops in the Washington State win (Sept. 25).
- First collegiate interception came against Washington (28 yards) in 2020.
- Brothers, Torin and Xavian, played football at Alabama.
- Loves apes (the animal) and has Caesar from Planet of the Apes tattooed on him.



8 CLARK PHILLIPS III


RCB | 5-10 | 185 | FR | LAKEWOOD, CALIF.

Career High Tackles.....9 (2x), Last at USC (2021)
 Season High Tackles.....9 at USC
 Career High PBU.....3 at USC (2021)
 Season High PBU.....3 at USC
 Last Game.....9 tackles, 3 PBU at USC

CAREER DEFENSE

Year	GP	Solo	Ast	Tot	TFL	Sacks	Int	PD	FF	FR	Blk
2020	5	22	3	25	2.0	0.0	1	2	0	1	0
2021	5	23	9	32	0.5	0.0	1	5	1	0	0
TOTAL	10	45	12	57	2.5	0.0	2	7	1	1	0

- 10 career games at Utah, all starts.
- Shares the secondary lead for tackles (32) with Brandon McKinney. Is averaging 7.5 stops per game in Pac-12 play.
- Tied his career-high tackles (9) at USC and reset his personal-best with three pass breakups.
- Had six tackles in the Washington State win (Sept. 25) and sealed the victory with a 54-yard pick-six.
- Phillips also returned a 36-yard pick for a score against the Cougars during 2020.
- One of two active players in the Pac-12 with multiple career pick-sixes.
- His career-high nine tackles was the most by a true freshman in a season-opener since 2011 (Eric Rowe, 9 vs. Montana State).
- Four-star recruit out of high school, rated the No. 4 corner in the country.



29 ELISHA LLOYD

RCB | 5-10 | 170 | FR | SAN MARCOS, CALIF.


Career High Tackles.....--
 Season High Tackles.....--
 Career High PBU.....--
 Season High PBU.....--
 Last Game.....--

CAREER DEFENSE

Year	GP	Solo	Ast	Tot	TFL	Sacks	Int	PD	FF	FR	Blk
2021	--	--	--	--	--	--	--	--	--	--	--
TOTAL	0	0	0	0	0.0	0.0	0	0	0	0	0

- Three-star recruit out of Mission Hills HS.
- Played both running back and cornerback in high school
- Clocks a 10.8 in the 100 meters in 2020.

DEPTH CHART QUICK HITS (DEFENSE)




16 ZEMAIAH VAUGHN (zuh-MY-uh)
RCB | 6-2 | 175 | FR | BEAUMONT, TEXAS

Career High Tackles.....3 at USC (2021)
Season High Tackles.....3 at USC
Career High PBU.....1 (2x), Last at USC (2021)
Season High PBU.....1 at USC
Last Game.....3 tackles, 1 PBU at USC

CAREER DEFENSE

Year	GP	Solo	Ast	Tot	TFL	Sacks	Int	PD	FF	FR	Blk
2020	5	1	0	1	0.0	0.0	1	1	0	0	0
2021	5	5	0	5	0.0	0.0	0	1	0	0	0
TOTAL	10	6	0	6	0.0	0.0	1	2	0	0	0

- 10 career games played as a Ute.
- Had multi-tackle games in the wins over Washington State and USC.
- Walked on the team in the fall of 2020.
- First collegiate interception came against Washington in 2020 (73-yard return).
- Played quarterback in high school.
- Dislocated his femur as a freshman in high school.
- Brother, Xzavier, plays football at Arkansas-Pine Bluff.



15 MALONE MATAELE (mah-TAH-ally)
NB | 5-11 | 181 | SO | PLACENTIA, CALIF.

Career High Tackles.....5 at BYU (2021)
Season High Tackles.....5 at BYU
Career High PBU.....2 vs. Washington State (2020)
Season High PBU.....1 vs. Washington St.
Last Game.....1 tackle at USC

CAREER DEFENSE

Year	GP	Solo	Ast	Tot	TFL	Sacks	Int	PD	FF	FR	Blk
2018	3	0	0	0	0.0	0.0	0	0	0	0	0
2019	8	4	0	4	0.0	0.0	0	0	0	0	0
2020	4	4	1	5	0.0	0.0	0	3	0	0	0
2021	5	8	5	13	2.5	0.0	0	1	0	0	0
TOTAL	20	16	6	22	2.5	0.0	0	4	0	0	0

- 20 career games, five starts.
- Had two stops (one TFL) and a pass breakup in the Washington State win (Sept. 25).
- Reset his career-high with five tackles at BYU.
- Recorded 1.5 TFLs at San Diego State, his first as a Ute.
- All-state as a kick returner in high school.



9 VONTE DAVIS (VON-tay)
FS | 6-0 | 195 | SR | ROSENBERG, TEXAS

Career High Tackles.....7 (2x), Last at BYU (2021)
Season High Tackles.....7 at BYU
Career High PBU.....1 (2x), Last vs. Washington State (2020)
Season High PBU.....--
Last Game.....6 tackles, 1 INT at USC

CAREER DEFENSE

Year	GP	Solo	Ast	Tot	TFL	Sacks	Int	PD	FF	FR	Blk
2018	14	0	4	4	0.0	0.0	0	0	0	0	0
2019	14	7	4	11	0.5	0.0	0	0	0	0	0
2020	5	11	5	16	1.0	1.0	2	4	1	0	0
2021	5	16	5	21	0.5	0.0	1	0	0	0	0
TOTAL	38	34	18	51	3.0	1.0	3	4	1	0	0

- 38 career games with 10 starts.
- Returned an interception 30 yards at USC (Oct. 9) to complement a six-tackle effort.
- Matched his career-high with seven tackles in the game at BYU (Sept. 11).
- First interception as a Ute against Washington in 2020 (18 yards).
- Transferred to Utah from Blinn College in 2017.
- District champion in the triple and long jump in high school.
- Used to rope competitively as a child and has a horse named Fancy.



13 KAMD'I LATU (KAH-moy LAH-too)
FS | 6-0 | 195 | FR | HONOLULU, HAWAII

Career High Tackles.....10 at USC (2021)
Season High Tackles.....10 at USC
Career High PBU.....1 (2x), Last at USC (2021)
Season High PBU.....1 (2x), Last at USC
Last Game.....10 tackles, 1 PBU at USC

CAREER DEFENSE

Year	GP	Solo	Ast	Tot	TFL	Sacks	Int	PD	FF	FR	Blk
2020	5	3	1	4	0.0	0.0	0	0	0	0	0
2021	5	7	7	14	0.0	0.0	0	2	0	0	0
TOTAL	10	10	8	18	0.0	0.0	0	2	0	0	0

- 10 career games at Utah, including his first career start at USC (Oct. 9).
- Went off for a career- and team-high 10 tackles in the USC game, plus a pass breakup.
- First pass breakup came vs. Washington State (Sept. 25).
- Had his first two multi-tackle games vs. Weber State (Sept. 2) and at BYU (Sept. 11).
- State medalist in the triple jump in high school.

DEPTH CHART QUICK HITS (DEFENSE)



28 BRANDON MCKINNEY
SS | 6-0 | 200 | SR | ORANGE, CALIF.


Career High Tackles.....9 at SDSU (2021)
Season High Tackles.....9 at SDSU
Career High PBU.....1 (2x), Last at BYU (2021)
Season High PBU.....1 at BYU
Last Game.....5 tackles at USC

CAREER DEFENSE

Year	GP	Solo	Ast	Tot	TFL	Sacks	Int	PD	FF	FR	Blk
2017*	13	8	4	12	0.0	0.0	0	0	0	0	0
2018*	14	7	10	17	1.0	0.0	0	0	0	0	0
2019*	13	6	1	7	0.0	0.0	0	1	1	0	0
2020*	4	4	0	4	0.0	0.0	0	0	0	0	0
2021	5	15	17	32	0.0	0.0	0	1	0	0	0
TOTAL	49	40	32	72	1.0	0.0	0	2	1	0	0

*at Washington

- 49 career games in FBS football (44 at Washington).
- Started at strong safety in Utah's first four contests in 2021.
- Currently shares the lead for tackles (32) among the Utes' secondary with Clark Phillips III, including a career-best nine at San Diego State (Sept. 18).
- Is averaging seven stops per game the last three contests.
- Started in the Rose Bowl in 2018 while with Washington.
- Considers himself a peanut butter connoisseur, also makes beats in his spare time.



6 COLE BISHOP
SS | 6-2 | 205 | FR | PEACHTREE CITY, GA.

Career High Tackles.....4 (2x), Last vs. Washington St. (2021)
Season High Tackles.....4 (2x), Last vs. Washington St.
Career High PBU.....--
Season High PBU.....--
Last Game.....4 tackles vs. Washington St.

CAREER DEFENSE

Year	GP	Solo	Ast	Tot	TFL	Sacks	Int	PD	FF	FR	Blk
2021	2	5	3	8	0.0	0.0	0	0	0	0	0
TOTAL	2	5	3	8	0.0	0.0	0	0	0	0	0

- Appeared vs. Weber State (Sept. 2) and Washington State (Sept. 25), logging four tackles in both games.
- All-State after recording 101 tackles as a junior in high school.
- Born in Massachusetts.

DEPTH CHART QUICK HITS (SPECIAL TEAMS)



97 JADON REDDING (JAY-den)
PK | 5-11 | 191 | SO | FREDERICKSBURG, VA.

Career High FG Made.....3 (3x), Last at Colorado (2020)
Season High FG Made.....2 vs. Weber State (25, 31)
Career Long FG.....47 at BYU (2021)
Season Long FG.....47 at BYU
Last Game.....--

CAREER KICKING

Year	GP	FGM	FGA	Long	PATM	PAT	Pts
2019	14	10	13	42	56	56	86
2020	5	8	8	44	17	17	41
2021	4	5	8	47	9	11	24
TOTAL	23	23	29	47	82	84	151

- 23 career games played at Utah.
- 10 kickoffs this season (64.5-yard average) with six touchbacks.
- Made a career-long 47-yard field goal at BYU (Sept. 11) in the pouring rain.
- All-Pac-12 first-team in 2020.
- Tied for first in the FBS in 2020 in field goal percentage.
- Career-high 12 points against Colorado in 2020 (3 FGs, 3 PATs).
- Walked on the team in 2019.
- Played football and soccer in high school.




67 JORDAN NOYES (noise)
KO | 5-10 | 207 | FR | HIGHAM, KENT (ENGLAND)

Career High KO.....8 vs. Washington State (2020)
Season High KO.....7 at USC
Career High KO Yards.....503 vs. Washington State (2020)
Season High KO Yards.....428 at USC
Last Game.....7 KO, 428 yds, 2 TB; 6-6 PATs at USC

CAREER KICKING

Year	GP	Att	Yds	Avg	TB	QB
2020	5	26	1649	63.4	11	0
2021	4	19	1178	62.0	9	0
TOTAL	9	45	2827	62.8	20	0

- 9 career games as a Ute.
- Had primary kicking duties in the win at USC (Oct. 9), booting seven kickoffs and going 6-of-6 on PATs.
- Two of Noyes' kickoffs left USC inside their own 20-yard line, and two others were touchbacks.
- Kicked off five times for a career-high five touchbacks, vs. Washington State (Sept. 25).
- Walked on the team in the fall of 2020.
- Played football, soccer, rugby and gymnastics in England.
- Married to Jordan Tulip and has a daughter, Scottie.
- Cousin is married to former Ute All-American kicker Matt Gay.
- Oldest player on the team (29).




33 CAMERON PEASLEY
P | 6-3 | 190 | FR | MELBOURNE, AUSTRALIA

Career High Punts.....8 at SDSU (2021)
Season High Punts.....8 at SDSU
Career High Average.....47.67 vs. Washington St. (2021)
Season High Average.....47.67 vs. Washington St.
Career Long.....59 vs. Washington St. (2021)
Season Long.....59 vs. Washington St.
Last Game.....5 punt, 188 yds (37.6), 2 IN20, 45 LG at USC

CAREER PUNTING

Year	GP	Att	Yds	Avg	Long	In 20
2021	5	20	836	41.8	59	5
TOTAL	5	20	836	41.8	59	5

- Walked on the team in the fall of 2021, holding the primary punting duties in the first five games.
- Averaged a season-high 47.7 yards on three punts vs. Washington State (Sept. 25), including two of 50-plus yards.
- Trained with ProKick Australia.
- First-ever American football game he watched live was the first game he played in (vs. Weber State, 2021).
- Hometown in Australia is 102 feet above sea level, compared to 4,657 feet in Salt Lake City.




61 MICHAEL WILLIAMS
P | 6-1 | 185 | SO | PHOENIX, ARIZ.

Career High Punts.....--
Season High Punts.....--
Career High Average.....--
Season High Average.....--
Career Long.....--
Season Long.....--
Last Game.....Holder at USC

CAREER PUNTING

Year	GP	Att	Yds	Avg	Long	In 20
2021	5	0	0	0.0	0	0
TOTAL	5	0	0	0.0	0	0


- Played as Utah's primary holder in the first five games of the season.
- Walked on the team in the fall of 2021 after transferring from Arizona State.
- Five-star punter by Chris Sailer Kicking.
- Averaged 46.0 yards per punt as a high school senior.
- Has a twin brother.



93 KEEGAN MARKGRAF (MAR-graph)
SN | 6-3 | 232 | SR | HAMILTON, ONTARIO

- 38 career games played at Utah.
- Semifinalist for the William V. Campbell Trophy, awarded to the top scholar-athlete in college football.
- Awarded a scholarship in 2019 after walking on the team in 2018.
- 208 career snaps at Utah (86 punt, 31 FG, 91 PAT).
- Was perfect on snaps in 2020 (20 punts, 8 FG, 17 PAT with no blocks or missed FG/PAT).
- Played ice hockey, volleyball and floorball in Canada.
- Pursuing a Masters in Economics.
- Hometown of Hamilton is the Waterfall Capital of the World (156 waterfalls in the city).

DEPTH CHART QUICK HITS (SPECIAL TEAMS)



18 BRITAIN COVEY (rhymes with Lovey)

RS | 5-8 | 170 | JR | PROVO, UTAH

Career High KR Yards.....	88 at Colorado (2020)
Season High KR Yards.....	25 at SDSU
Career High PR Yards.....	132 at SDSU (2021)
Season High PR Yards.....	132 at SDSU
Career Long KR.....	40 at Colorado (2020)
Season Long KR.....	25 at SDSU
Career Long PR.....	80 at SDSU (2021)
Season Long PR.....	80 at SDSU

CAREER RETURNS

Year	GP	KR	Yds	Lg	TD	Avg/R	PR	Yds	Lg	TD	Avg/R
2015	12	7	169	36	0	24.1	21	246	77	1	11.7
2018	13	7	144	38	0	20.6	25	221	36	0	8.8
2019	4	3	52	23	0	17.3	9	69	40	0	7.7
2020	4	4	113	40	0	28.3	8	129	64	1	16.1
2021	5	1	25	25	0	25.0	13	238	80	1	18.3
TOTAL	38	22	503	40	0	22.9	76	903	80	3	11.8

- 38 career games played.
- Four All-Pac-12 selections, three as a returner (first-team in 2018, '20).
- CoSIDA Academic All-America.
- No. 2 in FBS football with 18.3 yards per punt return.
- During the Washington State game (Sept. 25), passed LaVon Edwards (892) for the Utah career record in punt return yards.
- Ranks second all-time at Utah in career punt returns (76), trailing only Edwards (112) who set the record during a career spanning 1988-91.
- Only active FBS player with over 800 career punt return yards (903).
- Only active WR in the FBS that has over 1,500 career receiving yards and 600 career punt return yards.

SELECT INDIVIDUAL GAME-BY-GAME

QUARTERBACKS

#7 Cameron Rising (So., 6-2, 220)

Game	C-A-I	PCT	YDS	TD	LG
Weber St.	2-2-0	100.0	29	1	18
at BYU	DNP	--	--	--	--
at SDSU	19-32-0	59.4	153	3	25
Washington St.	13-23-0	56.5	137	0	27
at USC	22-28-0	78.6	306	3	42
TOTALS	56-85-0	65.8	625	7	42

Game	RUSH	YDS	AVG	TD	LG
Weber St.	0	0	0.0	0	0
at BYU	DNP	--	--	--	--
at SDSU	5	46	9.2	0	24
Washington St.	5	32	6.4	0	31
at USC	6	27	4.5	1	17
TOTALS	16	105	6.6	1	24

RUNNING BACKS

#2 Micah Bernard (6-0, 202, R-Fr.)

Game	RUSH	YDS	AVG	TD	LG
Weber St.	6	35	5.8	0	18
at BYU	12	146	12.2	1	50
at SDSU	17	47	2.8	0	8
Washington St.	7	19	2.7	0	9
at USC	5	18	3.6	0	7
TOTALS	47	265	5.6	1	50

Game	REC	YDS	AVG	TD	LG
Weber St.	3	41	13.7	0	17
at BYU	4	18	4.5	0	7
at SDSU	1	6	6.0	0	6
Washington St.	1	12	12.0	0	12
at USC	3	12	4.0	0	10
TOTALS	12	89	7.4	0	17

#5 TJ Pledger (5-9, 196, Jr.)

Game	RUSH	YDS	AVG	TD	LG
Weber St.	2	10	5.0	0	5
at BYU	1	3	3.0	0	3
at SDSU	3	-2	-0.6	0	3
Washington St.	10	117	11.7	1	59
at USC	5	14	2.8	0	6
TOTALS	21	142	6.7	1	59

#9 Tavion Thomas (6-2, 221, So.)

Game	RUSH	YDS	AVG	TD	LG
Weber St.	12	107	8.9	2	20
at BYU	7	26	3.7	0	9
at SDSU	1	0	0.0	0	0
Washington St.	1	1	1.0	0	1
at USC	16	113	7.1	1	43
TOTALS	37	247	6.7	3	43

WIDE RECEIVERS

#1 Theo Howard (6-0, 190, Sr.)

Game	REC	YDS	AVG	TD	LG
Weber St.	1	19	19.0	0	19
at BYU	2	21	10.5	0	13
at SDSU	1	4	4.0	1	4
Washington St.	0	0	0.0	0	0
at USC	1	42	42.0	0	42
TOTALS	5	86	17.2	0	42

#18 Britain Covey (5-8, 170, Jr.)

Game	REC	YDS	AVG	TD	LG
Weber St.	4	14	3.5	0	5
at BYU	1	6	6.0	0	6
at SDSU	8	46	5.7	1	15
Washington St.	2	8	4.0	0	9
at USC	5	67	13.4	0	28
TOTALS	20	141	7.1	1	28

Game	RUSH	YDS	AVG	TD	LG
Weber St.	1	14	14.0	0	14
at BYU	0	0	0.0	0	0
at SDSU	0	0	0.0	0	0
Washington St.	1	14	14.0	0	14
at USC	0	0	0.0	0	0
TOTALS	2	28	14.0	0	14

Game	PR	YDS	AVG	TD	LG
Weber St.	3	39	13.0	0	34
at BYU	1	35	35.0	0	35
at SDSU	6	132	22.0	1	80
Washington St.	2	31	15.5	0	19
at USC	1	1	1.0	0	1
TOTALS	13	238	18.3	1	80

Game	KR	YDS	AVG	TD	LG
Weber St.	0	0	0.0	0	0
at BYU	0	0	0.0	0	0
at SDSU	1	25	25.0	0	25
Washington St.	0	0	0.0	0	0
at USC	0	0	0.0	0	0
TOTALS	1	25	25.0	0	25

#21 Solomon Enis (6-3, 207, Jr.)

Game	REC	YDS	AVG	TD	LG
Weber St.	4	62	15.5	1	24
at BYU	1	11	11.0	0	11
at SDSU	7	56	8.0	0	16
Washington St.	1	14	14.0	0	14
at USC	DNP	--	--	--	--
TOTALS	13	143	11.0	1	24

#25 Jaylen Dixon (5-9, 170, Jr.)

Game	REC	YDS	AVG	TD	LG
Weber St.	1	1	1.0	0	1
at BYU	1	8	8.0	0	8
at SDSU	2	38	19.0	1	25
Washington St.	DNP	--	--	--	--
at USC	DNP	--	--	--	--
TOTALS	4	47	11.8	1	25

TIGHT ENDS

#80 Brant Kuithe (6-2, 230, Jr.)

Game	REC	YDS	AVG	TD	LG
Weber St.	3	44	14.7	0	18
at BYU	3	36	12.0	1	20
at SDSU	7	58	8.3	0	17
Washington St.	4	25	6.3	0	9
at USC	3	29	9.7	0	18
TOTALS	20	192	9.6	1	20

#86 Dalton Kincaid (6-4, 242, Jr.)

Game	REC	YDS	AVG	TD	LG
Weber St.	4	75	18.7	2	35
at BYU	1	37	37.0	0	37
at SDSU	3	9	3.0	0	6
Washington St.	1	27	27.0	0	27
at USC	3	40	13.3	1	25
TOTALS	12	188	15.7	3	37

#89 Cole Fotheringham (6-4, 243, Jr.)

Game	REC	YDS	AVG	TD	LG
Weber St.	0	0	0.0	0	0
at BYU	1	5	5.0	0	5
at SDSU	0	0	0.0	0	0
Washington St.	3	33	11.0	0	13
at USC	1	10	10.0	0	10
TOTALS	5	48	9.6	0	13

DEFENSIVE LINE

#7 Van Fillinger (6-4, 260, Fr.)

Game	TOT	SACK	TFL	FF	FR	INT	PBU	BLKS	QBH
Weber St.	2	0.0	0.0	0	0	0	0	0	0
at BYU	2	0.0	0.5	0	0	0	0	0	0
at SDSU	2	0.0	0.0	0	0	0	0	0	0
Wash. St.	5	3.0	3.0	0	0	0	0	0	0
at USC	3	0.0	0.0	0	0	0	0	0	0
TOTALS	14	3.0	3.5	0	0	0	0	0	0

#41 Hauati Pututau (6-3, 309, Sr.)

Game	TOT	SACK	TFL	FF	FR	INT	PBU	BLKS	QBH
Weber St.	3	0.5	0.5	0	0	0	0	0	0
at BYU	3	0.0	0.0	0	0	0	0	0	0
at SDSU	2	0.0	1.0	0	0	0	0	0	0
Wash. St.	1	0.0	0.0	0	0	0	1	0	0
at USC	0	0.0	0.0	0	0	0	0	0	0
TOTALS	9	0.5	1.5	0	0	0	1	0	0

SELECT INDIVIDUAL GAME-BY-GAME

#42 Mika Tafua (6-3, 250, Jr.)

Game	TOT	SACK	TFL	FF	FR	INT	PBU	BLKS	QBH
Weber St.	3	0.5	1.5	0	1	0	0	0	0
at BYU	3	0.0	0.0	0	0	0	0	0	0
at SDSU	3	1.0	1.0	0	0	0	0	0	1
Wash. St.	3	1.0	1.0	0	0	0	0	0	0
at USC	4	2.0	2.0	0	0	0	1	0	0
TOTALS	16	4.5	5.5	0	1	0	1	0	1

#44 Xavier Carlton (6-6, 272, Fr.)

Game	TOT	SACK	TFL	FF	FR	INT	PBU	BLKS	QBH
Weber St.	3	1.0	2.0	0	0	0	0	0	0
at BYU	4	0.0	0.0	0	0	0	0	0	0
at SDSU	4	0.0	0.5	0	0	0	0	0	1
Wash. St.	2	0.0	0.5	0	0	0	0	0	0
at USC	3	0.0	1.0	0	0	0	1	0	0
TOTALS	16	1.0	4.0	0	0	0	1	0	1

#58 Junior Tafuna (6-3, 290, Fr.)

Game	TOT	SACK	TFL	FF	FR	INT	PBU	BLKS	QBH
Weber St.	DNP	--	--	--	--	--	--	--	--
at BYU	0	0.0	0.0	0	0	0	0	0	0
at SDSU	4	0.0	0.0	0	0	0	0	0	0
Wash. St.	2	1.0	1.0	0	0	0	0	0	0
at USC	0	0.0	0.0	0	0	0	0	0	0
TOTALS	6	1.0	1.0	0	0	0	0	0	0

LINEBACKERS

#0 Devin Lloyd (6-3, 235, Jr.)

Game	TOT	SACK	TFL	FF	FR	INT	PBU	BLKS	QBH
Weber St.	12	1.0	2.0	1	0	1	0	0	0
at BYU	13	0.0	0.5	0	0	0	1	0	0
at SDSU	13	0.0	2.5	0	1	0	0	0	0
Wash. St.	8	1.0	3.0	0	0	1	0	0	0
at USC	8	0.0	1.0	0	0	0	1	0	0
TOTALS	53	2.0	9.0	1	1	2	2	0	0

#1 Nephi Sewell (6-0, 228, Jr.)

Game	TOT	SACK	TFL	FF	FR	INT	PBU	BLKS	QBH
Weber St.	6	0.0	0.5	0	0	0	0	0	0
at BYU	11	0.0	2.5	1	0	0	0	0	0
at SDSU	9	0.0	0.0	0	0	0	0	0	0
Wash. St.	DNP	--	--	--	--	--	--	--	--
at USC	4	0.0	1.0	0	0	0	0	0	0
TOTALS	30	0.0	4.0	1	0	0	0	0	0

#32 Karene Reid (6-0, 228, Fr.)

Game	TOT	SACK	TFL	FF	FR	INT	PBU	BLKS	QBH
Weber St.	0	0.0	0.0	0	0	0	0	0	0
at BYU	DNP	--	--	--	--	--	--	--	--
at SDSU	0	0.0	0.0	0	0	0	0	0	0
Wash. St.	15	1.0	1.0	0	0	1	0	0	0
at USC	4	0.0	0.0	0	0	0	1	0	0
TOTALS	19	1.0	1.0	0	0	1	1	0	0

#54 Hayden Furey (6-2, 225, So.)

Game	TOT	SACK	TFL	FF	FR	INT	PBU	BLKS	QBH
Weber St.	1	0.0	0.0	0	0	0	0	0	0
at BYU	4	0.0	2.0	0	0	0	0	0	0
at SDSU	2	0.0	0.0	0	0	0	0	0	0
Wash. St.	0	0.0	0.0	0	0	0	0	0	0
at USC	2	0.0	0.0	0	0	0	0	0	0
TOTALS	9	0.0	2.0	0	0	0	0	0	0

SECONDARY

#8 Clark Phillips III (5-10, 185, Fr.)

Game	TOT	SACK	TFL	FF	FR	INT	PBU	BLKS	QBH
Weber St.	6	0.0	0.5	0	0	0	1	0	0
at BYU	5	0.0	0.0	0	0	0	0	0	0
at SDSU	4	0.0	0.0	0	0	0	1	0	0
Wash. St.	6	0.0	0.0	0	0	1	0	0	0
at USC	9	0.0	0.0	0	0	0	3	0	0
TOTALS	32	0.0	0.5	0	0	1	5	0	0

#9 Vonte Davis (6-0, 195, Sr.)

Game	TOT	SACK	TFL	FF	FR	INT	PBU	BLKS	QBH
Weber St.	2	0.0	0.0	0	0	0	0	0	0
at BYU	7	0.0	0.5	0	0	0	0	0	0
at SDSU	4	0.0	0.0	0	0	0	0	0	0
Wash. St.	2	0.0	0.0	0	0	0	0	0	0
at USC	6	0.0	0.0	0	0	1	0	0	0
TOTALS	21	0.0	0.5	0	0	1	0	0	0

#13 Kamo'i Latu (6-0, 195, Fr.)

Game	TOT	SACK	TFL	FF	FR	INT	PBU	BLKS	QBH
Weber St.	2	0.0	0.0	0	0	0	0	0	0
at BYU	2	0.0	0.0	0	0	0	0	0	0
at SDSU	0	0.0	0.0	0	0	0	0	0	0
Wash. St.	0	0.0	0.0	0	0	0	1	0	0
at USC	10	0.0	0.0	0	0	0	1	0	0
TOTALS	14	0.0	0.0	0	0	0	2	0	0

#15 Malone Mataele (5-11, 181, So.)

Game	TOT	SACK	TFL	FF	FR	INT	PBU	BLKS	QBH
Weber St.	3	0.0	0.0	0	0	0	0	0	0
at BYU	5	0.0	0.0	0	0	0	0	0	0
at SDSU	2	0.0	1.5	0	0	0	0	0	0
Wash. St.	2	0.0	1.0	0	0	0	1	0	0
at USC	1	0.0	0.0	0	0	0	0	0	0
TOTALS	13	0.0	2.5	0	0	0	1	0	0

#23 Faybian Marks (5-10, 180, Fr.)

Game	TOT	SACK	TFL	FF	FR	INT	PBU	BLKS	QBH
Weber St.	1	0.0	0.0	0	0	0	1	0	0
at BYU	0	0.0	0.0	0	0	0	0	0	0
at SDSU	2	0.0	0.0	0	0	0	0	0	0
Wash. St.	6	0.0	0.0	0	0	0	0	0	0
at USC	2	0.0	0.0	0	0	0	0	0	0
TOTALS	11	0.0	0.0	0	0	0	1	0	0

#28 Brandon McKinney (6-0, 200, Sr.)

Game	TOT	SACK	TFL	FF	FR	INT	PBU	BLKS	QBH
Weber St.	4	0.0	0.0	0	0	0	0	0	0
at BYU	7	0.0	0.0	0	0	0	1	0	0
at SDSU	9	0.0	0.0	0	0	0	0	0	0
Wash. St.	7	0.0	0.0	0	0	0	0	0	0
at USC	5	0.0	0.0	0	0	0	0	0	0
TOTALS	32	0.0	0.0	0	0	0	1	0	0

SPECIAL TEAMS

#33 Cameron Peasley (6-3, 190, Fr.)

Game	NO	YDS	AVG	LG	In20	TB
Weber St.	2	87	43.5	50	0	0
at BYU	2	95	47.5	49	1	0
at SDSU	8	323	40.4	48	1	0
Wash. St.	3	143	47.7	59	1	1
at USC	5	188	37.6	45	2	0
TOTALS	20	836	41.8	59	5	1

#67 Jordan Noyes (5-10, 207, Fr.)

Game	KO	YDS	AVG	OB	TB
Weber St.	2	130	65.0	0	2
at BYU	DNP	--	--	--	--
at SDSU	5	295	59.0	0	0
Wash. St.	5	325	65.0	0	5
at USC	7	428	61.1	0	2
TOTALS	19	1178	62.0	0	9

#97 Jadon Redding (5-11, 191, So.)

Game	FG	LG	PAT	PTS
Weber St.	2-2	31	4-5	10
at BYU	1-2	47	2-2	5
at SDSU	1-2	43	2-3	5
Wash. St.	1-2	28	1-1	4
TOTALS	5-8	47	9-11	24

THE LAST TIME ... (TEAM STATS)

Scored 40 points

Utah: Oct. 9, 2021 at USC (W, 42-26)
Opp: Oct. 28, 2017 at Oregon (L, 41-20)

Scored 50 points

Utah: Oct. 12, 2019 at Oregon State (W, 52-7)
Opp: Nov. 8, 2014 vs. Oregon (L, 51-27)

Scored 60 points

Utah: Sept. 26, 2015 at Oregon (W, 62-20)
Opp: Nov. 3, 1990 at San Diego State (L, 66-14)

Scored 70 points

Utah: Sept. 7, 2013 vs. Weber State (W, 70-7)
Opp: Nov. 18, 1989 at BYU (L, 70-31)

Rushed for 200 yards

Utah: Sept. 25, 2021 vs. Washington State (212 yds)
Opp: Sept. 18, 2021 at San Diego State (204 yds)

Rushed for 300 yards

Utah: Oct. 26, 2018 at UCLA (325 yds)
Opp: Oct. 28, 2017 at Oregon (347 yds)

Rushed for 400 yards

Utah: Nov. 9, 1991 vs. New Mexico (478 yds)
Opp: Oct. 25, 2003 vs. New Mexico (407 yards)

Rushed for 500 yards

Utah: Never
Opp: Not since 1996

Rushed for less than 100 yards

Utah: Sept. 18, 2021 at San Diego State (70 yds)
Opp: Oct. 9, 2021 at USC (92 yds)

Rushed for 4 TDs

Utah: Dec. 19, 2020 vs. Washington State
Opp: Oct. 24, 2015 at USC

Rushed for 5 TDs

Utah: Oct. 22, 2016 at UCLA
Opp: Nov. 14, 2009 at TCU

Rushed for 6 TDs

Utah: Sept. 7, 2013 vs. Weber State
Opp: Not since 1996

Passed for 300 yards

Utah: Oct. 9, 2021 at USC (306 yds)
Opp: Nov. 2, 2019 at Washington (316 yds)

Passed for 400 yards

Utah: Oct. 23, 2010 vs. Colorado State (427 yds)
Opp: Oct. 9, 2021 at USC (401 yds)

Passed for 500 yards

Utah: Sept. 10, 1988 vs. Idaho State (520 yds)
Opp: Not since 1996

Passed for less than 100 yards

Utah: Oct. 15, 2016 at Oregon State (42 yds)
Opp: Sept. 18, 2021 at San Diego State (44 yds)

Passed for 4 TDs

Utah: Oct. 20, 2018 vs. USC
Opp: Nov. 2, 2019 at Washington

Passed for 5 TDs

Utah: Sept. 26, 2015 at Oregon
Opp: Oct. 22, 2016 at UCLA

Passed for 6 TDs

Utah: Sept. 6, 2014 vs. Fresno State
Opp: Not since 1996

Gained 400 yards total offense

Utah: Oct. 9, 2021 at USC (486 yds)
Opp: Oct. 9, 2021 at USC (493 yds)

Gained 500 yards total offense

Utah: Dec. 19, 2020 vs. Washington State (528 yds)
Opp: Nov. 3, 2018 at Arizona State (536 yds)

Gained 600 yards total offense

Utah: Sept. 7, 2013 vs. Weber State (628 yds)
Opp: Oct. 25, 2003 vs. New Mexico (633 yards)

Held under 100 total yards

Utah: Not since 1996
Opp: Oct. 26, 2019 vs. California (83 yds)

Held under 200 total yards

Utah: Nov. 30, 2018 vs. Washington (188 yds)
Opp: Nov. 23, 2019 at Arizona (196 yds)

Utah Shut Out an Opponent

Oct. 26, 2019 vs. California (35-0)

Utah Was Shut Out

Sept. 22, 2007 vs. UNLV (27-0)

Utah Held an Opponent Without a TD

Nov. 16, 2019 vs. UCLA (49-3)

Utah was held without a touchdown

Nov. 30, 2018 vs. Washington (10-3)

Utah played an overtime game

Sept. 18, 2021 at San Diego State (3 OT | L, 33-31)

Utah won an overtime game

Nov. 15, 2014 at Stanford (20T | W, 20-17)

Utah lost an overtime game

Sept. 18, 2021 at San Diego State (3OT | L, 33-31)

An interception was returned for a TD

Utah: Sept. 25, 2021 vs. Wash. St. (Clark Phillips III, 54 yds)
Opp: Nov. 30, 2018 vs. Washington (Byron Murphy, 66 yds)

A kickoff was returned for a TD

Utah: Oct. 22, 2016 at UCLA (Cory Butler-Byrd, 99 yds)
Opp: Sept. 18, 2021 at San Diego State (J. Byrd, 100 yds)

A punt was returned for a TD

Utah: Sept. 18, 2021 at San Diego State (Britain Covey, 80 yds)
Opp: Dec. 12, 2020 at Colorado (Brenden Rice, 81 yds)

A fumble was returned for a TD

Utah: Nov. 21, 2020 vs. USC (Nephi Sewell, 23 yds)
Opp: Dec. 31, 2018 vs. Northwestern (Jared McGee, 82 yds)

A blocked field goal was returned for a TD

Utah: Nov. 6, 1999 vs. Wyoming (Jay Hill, 58 yds)
Opp: Sept. 10, 2011 at USC (Torin Harris, 68 yds)

A blocked punt was returned for a TD

Utah: Oct. 11, 2008 vs. Wyoming (Aiona Key, 6 yds)
Opp: Sept. 7, 2012 at Utah State (Clayton Christensen, 0 yds)

A safety was scored

Utah: Oct. 15, 2016 at Oregon State
Opp: Sept. 20, 2019 at USC

THE LAST TIME ... (INDIVIDUAL STATS)

Rushed 30 times

Zack Moss at Washington State, Sept. 29, 2018 (30 att)

Rushed 40 times

John White vs. Washington State, Nov. 19, 2011 (42 att)

Rushed for 100 yards

Tavion Thomas at USC, Oct. 9, 2021 (113 yds)

Quarterback rushed for 100 yards

Travis Wilson at Oregon, Sept. 26, 2015 (100 yards)

Rushed for 200 yards

Zack Moss at Arizona, Nov. 23, 2019 (203 yards)

Rushed for 300 yards

Joe Williams at UCLA, Oct. 22, 2016 (332 yards)

Two 100-yard rushersSept. 14, 2013 vs. Oregon State
(Travis Wilson, 142 yards; James Poole, 117 yards)**Had a 70-yard run from scrimmage**Devontae Booker vs. Washington State, Sept. 27, 2014
(76 yards)**Had an 80-yard run from scrimmage**

Zack Moss vs. Weber State, Aug. 30, 2018 (86 yards)

Had a 90-yard run from scrimmage

Zack Moss at Oregon State, Oct. 12, 2019 (91 yards)

Rushed for three touchdowns

Ty Jordan vs. Washington State, Dec. 19, 2020

Rushed for four touchdowns

Joe Williams at UCLA, Oct. 22, 2016

Passed for 300 yards

Cameron Rising at USC, Oct. 9, 2021 (306 yds)

Passed for 400 yardsBrian Johnson vs. San Diego State, Oct. 15, 2005
(417 yards)**Passed for 500 yards**

Scott Mitchell vs. Idaho State, Sept. 10, 1988 (511 yards)

Passed for 600 yards

Scott Mitchell vs. Air Force, Oct. 15, 1988 (620 yards)

Threw three touchdown passes

Cameron Rising at USC, Oct. 9, 2021

Threw four touchdown passes

Tyler Huntley vs. USC, Oct. 20, 2018

Threw five touchdown passes

Travis Wilson vs. Fresno State, Sept. 6, 2014

Threw six touchdown passes

Scott Mitchell at UTEP, Oct. 7, 1989

Non-quarterback touchdown passBritain Covey at UCLA, Oct. 26, 2018
(7 yds to Cole Fotheringham)**Caught 10 passes**

Darren Carrington II vs. North Dakota, Aug. 31, 2017

Had 100 yards receivingBritain Covey vs. Washington State, Dec. 19, 2020
(134 yards)**Two 100-yard receivers**Nov. 8, 2014 vs. Oregon
(Kaelin Clay, 152 yards; Devontae Booker, 110 yards)**Had 150 yards receiving**Darren Carrington II vs. San Jose State, Sept. 16, 2017
(153 yards)**Had 200 yards receiving**Travis LaTendresse vs. Georgia Tech, Dec. 29, 2005
(214 yards)**Had a 70-yard pass completion**Tyler Huntley vs. UCLA, Nov. 3, 2017
(75 yards to Troy McCormick)**Had an 80-yard pass completion**Tyler Huntley vs. UCLA, Nov. 16, 2019
(83 yards to Samson Nacua)**Had a 90-yard pass completion**Jake Bentley vs. Washington State, Dec. 19, 2020
(91 yards to Britain Covey)**Caught two touchdown passes**

Dalton Kincaid vs. Weber State, Sept. 2, 2021

Caught three touchdown passes

Darren Carrington II vs. San Jose State, Sept. 16, 2017

Caught four touchdown passes

Travis LaTendresse vs. Georgia Tech, Dec. 29, 2005*

100-yard rusher and 100-yard receivervs. Washington State, Dec. 19, 2020
(Ty Jordan, 154 rush; Britain Covey, 134 rec.)**Returned a punt for a touchdown**

Britain Covey at San Diego State, Sept. 18, 2021 (80 yds)

Returned a kickoff for a touchdown

Cory Butler-Byrd vs. UCLA, Oct. 22, 2016 (99 yards)

Returned an interception for a touchdownClark Phillips III vs. Washington State, Sept. 25, 2021
(54 yards)**Returned a fumble for a touchdown**

Nephi Sewell vs. USC, Nov. 21, 2020 (23 yards)

Returned a blocked field goal for a touchdown

Jay Hill vs. Wyoming, Nov. 6, 1999 (58 yards)

Returned a blocked punt for a touchdown

Aiona Key vs. Wyoming, Oct. 11, 2008 (6 yards)

Had 10+ tackles

Kamo'i Latu at USC, Oct. 9, 2021 (10)

Had 20+ tackles

Cody Barton vs. Oregon, Nov. 19, 2016 (20)

Had multiple interceptions

Julian Blackmon vs. West Virginia, Dec. 26, 2017 (2)

Had at least 2.0 sacks

Mika Tafua at USC, Oct. 9, 2021 (2.0)

Blocked a field goal

John Penisini vs. Washington, Dec. 30, 2018

Made three field goals

Jadon Redding at Colorado, Dec. 12, 2020

Made a 50-yard field goal

Matt Gay at Colorado, Nov. 17, 2018 (51 yards)

Converted a two-point conversionConnor O'Toole at San Diego State, Sept. 18, 2021
(Reception)

AP POLL			COACHES POLL			FINAL 2020 CFP RANKINGS		
Rank	Team (1st Place Votes)	Record	Rank	Team (1st Place Votes)	Record	Rank	Team	Record
1	Georgia (62)	6-0	1	Georgia (64)	6-0	1	Alabama	11-0
2	Iowa	6-0	2	Iowa (1)	6-0	2	Clemson	10-1
3	Cincinnati	5-0	3	Oklahoma	6-0	3	Ohio State	6-0
4	Oklahoma	6-0	4	Cincinnati	5-0	4	Notre Dame	10-1
5	Alabama	5-1	5	Alabama	5-1	5	Texas A&M	8-1
6	Ohio State	5-1	6	Ohio State	5-1	6	Oklahoma	8-2
7	Penn State	5-1	7	Michigan	6-0	7	Florida	8-3
8	Michigan	6-0	8	Penn State	5-1	8	Cincinnati	9-0
9	Oregon*	4-1	9	Michigan State	6-0	9	Georgia	7-2
10	Michigan State	6-0	10	Oregon*	4-1	10	Iowa State	8-3
11	Kentucky	6-0	11	Kentucky	6-0	11	Indiana	6-1
12	Oklahoma State	5-0	12	Oklahoma State	5-0	12	Coastal Carolina	11-0
13	Ole Miss	4-1	13	Notre Dame	5-1	13	North Carolina	8-3
14	Notre Dame	5-1	14	Ole Miss	4-1	14	Northwestern	6-2
15	Coastal Carolina	6-0	15	Coastal Carolina	6-0	15	Iowa	6-2
16	Wake Forest	6-0	16	Wake Forest	6-0	16	BYU	10-1
17	Arkansas	4-2	17	Florida	4-2	17	USC	5-1
18	Arizona State*	5-1	18	Texas A&M	4-2	18	Miami	8-2
19	BYU*	5-1	19	Arkansas	4-2	19	Louisiana	9-1
20	Florida	4-2	20	BYU*	5-1	20	Texas	6-3
21	Texas A&M	4-2	21	NC State	4-1	21	Oklahoma State	7-3
22	NC State	4-1	22	Arizona State*	5-1	22	San Jose State	7-0
23	SMU	6-0	23	SMU	6-0	23	NC State	8-3
24	San Diego State*	5-0	24	San Diego State*	5-0	24	Tulsa	6-2
25	Texas	4-2	25	Clemson	3-2	25	Oregon	4-2

Others receiving votes: Auburn 106, Clemson 63, Baylor 62, UTSA 22, Mississippi State 7, Kansas State 3, Appalachian State 2, Air Force 2, Pittsburgh 1

Others receiving votes: Auburn 98, Baylor 91, Texas 74, Pittsburgh 36, UTSA 30, Appalachian State 18, Mississippi State 18, Iowa State 18, Boston College 11, Air Force 9, Tennessee 8, Liberty 8, Nevada 7, Louisiana 3, Fresno State 3, Houston 3, UCLA 1*

Dropped from rankings: Colorado 25

APPEARANCES IN THE POLLS												
1947						10-14	24	25	TCU		W, 21-7	H
Date	AP	Coaches	Opponent (AP Rank)	Result	Site	10-21	21	22	Tulsa		W, 45-19	H
11-10	18	--	Idaho	L, 7-6	N	10-28	20	19	Rice		L, 10-51	A
1994						2003						
Date	AP	Coaches	Opponent (AP Rank)	Result	Site	Date	AP	Coaches	BCS	Opponent (AP Rank)	Result	Site
9-26	--	23	no game	--	--	10-19	24	23	--	New Mexico	L, 35-47	H
10-4	25	21	San Diego State	W, 38-22	A	11-17	--	--	24	BYU	W, 3-0	A
10-11	21	18	Hawaii	W, 14-3	H	11-23	--	--	22	no game	--	--
10-18	18	15	Colorado State (12)	W, 45-31	A	12-1			23	no game	--	--
10-25	12	11	UTEP	W, 52-7	H	12-7	25	25	22	Southern Miss	W, 17-0	N
11-1	9	8	New Mexico	L, 21-23	A	1-5-04	21	21	--	Final 2003 rank	--	--
11-8	12	14	Air Force	L, 33-40	A	2004						
11-15	21	20	BYU (20)	W, 34-31	H	Date	AP	Coaches	BCS	Opponent (AP Rank)	Result	Site
11-22	15	13	no game	--	--	Preseason	20	19	--	Texas A&M	W, 41-21	H
11-29	14	12	no game	--	--	9-5	17	16	--	Arizona	W, 23-6	A
12-6	14	12	Arizona (15)	W, 16-13	N	9-12	15	14	--	Utah State	W, 48-6	A
1-3-95	10	8	Final 1994 rank			9-19	14	14	--	Air Force	W, 49-35	H
1996						9-26	14	14	--	New Mexico	W, 28-7	A
Date	AP	Coaches	Opponent (AP Rank)	Result	Site	10-3	11	11	--	no game	--	--
9-29	24	24	UTEP	W, 34-27	A	10-10	11	10	--	North Carolina	W, 46-16	H

APPEARANCES IN THE POLLS

2004 cont.

Date	AP	Coaches	BCS	Opponent (AP Rank)	Result	Site	10-3	10	10	--	Opponent	Result	Site
10-17	9	10	7	UNLV	W, 63-28	H	10-10	11	10	--	Iowa State	W, 68-27	A
10-24	9	10	6	San Diego State	W, 51-28	A	10-17	9	9	9	Wyoming	W, 30-7	A
10-31	7	8	6	Colorado State	W, 63-31	H	10-24	8	7	8	Colorado State	W, 59-6	H
11-7	7	8	7	Wyoming	W, 45-28	A	10-31	6	6	5	Air Force	W, 28-23	A
11-14	5	6	6	BYU	W, 52-21	H	11-7	15	15	14	TCU (4)	L, 7-47	H
11-21	5	6	6	no game	--	--	11-14	25	24	23	Notre Dame	L, 3-28	A
11-28	5	6	6	no game	--	--	11-21	23	22	20	San Diego State	W, 38-34	A
12-5	5	6	6	Pittsburgh (19)	W, 35-7	N	11-28	21	21	20	BYU	W, 17-16	H
1-4-05	4	5	--	Final 2004 rank	--	--	12-5	20	19	19	no game	--	--
							1-11-11	--	23	--	Boise State	L, 3-26	N
											Final 2010 rank	--	--

2008

Date	AP	Coaches	BCS	Opponent (AP Rank)	Result	Site	2014	AP	Coaches	CFP	Opponent (AP Rank)	Result	Site
9-2	22	23	--	UNLV	W, 42-21	H	10-5	24	--	--	no game	--	--
9-7	22	22	--	Utah State	W, 58-10	A	10-12	20	23	--	Oregon State	W, 29-23 (2OT)	A
9-14	20	20	--	Air Force	W, 30-23	A	10-19	19	19	--	USC (20)	W, 24-21	H
9-21	17	17	--	Weber State	W, 37-21	H	10-26	18	18	17	Arizona State (15)	L, 16-19 (OT)	A
9-28	15	15	--	Oregon State	W, 31-28	H	11-2	20	22	17	Oregon (5)	L, 27-51	H
10-5	14	13	--	Wyoming	W, 40-7	A	11-9	25	--	23	Stanford	W, 20-17 (2OT)	A
10-12	14	13	--	Colorado State	W, 49-16	H	11-16	20	21	17	Arizona (15)	L, 42-10	H
10-19	12	12	11	no game	--	--	11-25	--	--	25	Colorado	W, 38-34	A
10-26	10	9	10	New Mexico	W, 13-10	A	11-30	24	--	23	no game	--	--
11-2	10	9	8	TCU (11)	W, 13-10	H	12-7	23	25	22	Colorado State	W, 45-10	N
11-9	8	7	7	San Diego State	W, 63-14	A	1-13-15	21	20	--	Final 2014 rank	--	--
11-16	8	7	7	BYU (16)	W, 48-24	H							
11-23	8	7	6	no game	--	--							
11-30	7	7	6	no game	--	--							
12-7	7	7	6	Alabama (4)	W, 31-17	N							
1-8-09	2	4	--	Final 2008 rank	--	--							

2009

Date	AP	Coaches	BCS	Opponent (AP Rank)	Result	Site	2015	AP	Coaches	CFP	Opponent (AP Rank)	Result	Site
Preseason	19	18	--	Utah State	W, 35-17	H	9-8	24	25	--	Utah State	W, 24-14	H
9-8	17	17	--	San Jose	W, 24-14	A	9-13	21	21	--	Fresno State	W, 45-24	A
9-13	18	16	--	Oregon	L, 31-24	A	9-20	18	17	--	Oregon (13)	W, 62-20	A
10-11	24	--	--	UNLV	W, 35-15	A	9-27	10	12	--	no game	--	--
10-18	19	20	18	Air Force	W, 23-16 (OT)	H	10-4	5	7	--	California (23)	W, 30-24	H
10-25	19	19	16	Wyoming	W, 22-10	H	10-11	4	7	--	Arizona State	W, 34-18	H
11-1	17	16	14	New Mexico	W, 45-14	H	10-18	3	7	--	USC	L, 42-24	A
11-8	16	14	16	TCU (4)	L, 55-28	A	10-25	13	14	--	Oregon State	W, 27-12	H
11-15	23	23	21	San Diego State	W, 38-7	H	11-1	13	14	12	Washington	W, 34-23	A
11-22	22	19	21	BYU (18)	L, 26-23 (OT)	A	11-8	10	13	10	Arizona	L, 37-30 (2OT)	A
11-29	--	25	25	no game	--	--	11-15	18	18	13	UCLA	L, 17-9	H
12-6	23	24	23	California	W, 37-27	N	11-22	--	25	23	Colorado	W, 20-14	H
1-8-10	18	18	--	Final 2009 rank	--	--	11-29	21	20	24	no game	--	--
							12-6	20	20	22	BYU	W, 35-28	N
							1-12-16	17	16	--	Final 2015 rank	--	--

2010

Date	AP	Coaches	BCS	Opponent (AP Rank)	Result	Site	2016	AP	Coaches	CFP	Opponent (AP Rank)	Result	Site
Preseason	--	24	--	Pittsburgh (15)	W, 27-24 (OT)	H	9-18	24	23	--	USC	W, 31-27	H
9-7	20	20	--	UNLV	W, 38-10	H	9-25	18	18	--	California	L, 28-23	A
9-12	14	14	--	New Mexico	W, 56-14	A	10-2	24	24	--	Arizona	W, 36-23	H
9-19	13	13	--	San Jose State	W, 56-3	H	10-10	21	21	--	Oregon State	W, 19-14	A
9-26	13	12	--	no game	--	--	10-16	19	18	--	UCLA	W, 53-45	A
							10-23	17	16	--	Washington (4)	L, 31-24	H
							10-30/11-1	16	16	16	no game	--	--
							11-7/11-8	13	12	15	Arizona State	W, 49-26	A

APPEARANCES IN THE POLLS							UTAH vs. AP RANKED OPPONENTS					
<i>2016 cont.</i>							Year	Opponent	Opp AP RK	Result	Site	Utah AP
11-13/11-15	11	11	12	Oregon	L, 30-28	H	1936	Texas AGM	15	L, 20-7	H	--
11-20	21	20	22	Colorado (9)	L, 27-22	A	1945	Oklahoma AGM	15	L, 46-6	H	--
11-27	--	24	20	no game	--	--	1949	Pacific	19	L, 45-6	A	--
12-4	--	23	19	Indiana	W, 28-26	N	1956	UCLA	17	L, 13-7	A	--
1-10-17	23	21	--	Final 2016 rank	--	--	1957	Army	8	L, 39-33	A	--
2017							1958	Air Force	14	L, 16-14	A	--
Date	AP	Coaches	CFP	Opponent (AP Rank)	Result	Site	1959	UCLA	20	L, 21-6	A	--
Preseason	--	25	--	North Dakota	W, 37-16	H	1961	Colorado	8	W, 21-12	A	--
9-5	--	23	--	BYU	W, 19-13	A	1968	Nebraska	14	L, 31-0	A	--
9-10	--	24	--	San Jose State	W, 54-16	H	1968	Oregon State	18	L, 24-21	H	--
9-17	23	21	--	Arizona	W, 30-24	A	1970	Arizona State	11	L, 37-14	A	--
9-24	20	19	--	no game	--	--	1971	Arizona State	15	L, 41-21	H	--
10-1	20	18	--	Stanford	L, 23-20	H	1971	Houston	15	L, 42-16	A	--
10-8	--	23	--	USC (13)	L, 28-27	A	1973	Texas Tech	20	L, 29-22	A	--
2018							1973	UCLA	16	L, 66-16	A	--
Date	AP	Coaches	CFP	Opponent (AP Rank)	Result	Site	1973	Arizona State	8	W, 36-31	H	--
10-21	23	24	--	UCLA	W, 41-10	A	1974	Arizona	12	L, 41-8	H	--
10-28/30	16	16	15	Arizona State	L, 38-10	A	1974	Arizona State	15	L, 32-0	A	--
11-4	--	24	--	Oregon	W, 32-25	H	1975	Arizona State	10	L, 40-14	H	--
11-11/13	21	19	19	Colorado	W, 30-7	A	1975	Arizona	11	L, 38-14	A	--
11-18/20	18	17	17	BYU	W, 35-27	H	1977	Oklahoma	5	L, 62-24	A	--
11-25/27	17	17	17	Washington (10)	L, 10-3	N	1977	Houston	19	L, 34-16	H	--
12-2	20	19	17	Northwestern	L, 31-20	N	1977	BYU	14	L, 38-8	A	--
2019							1979	Washington	14	L, 41-7	A	--
Date	AP	Coaches	CFP	Opponent (AP Rank)	Result	Site	1979	BYU	10	L, 27-0	A	--
Preseason	14	15	--	BYU	W, 30-12	A	1980	Nebraska	8	L, 55-9	A	--
9-3	13	15	--	Northern Illinois	W, 35-17	H	1980	BYU	13	L, 56-6	H	--
9-8	11	12	--	Idaho State	W, 31-0	H	1981	Arizona State	20	L, 52-10	A	--
9-15	10	11	--	USC	L, 30-23	A	1981	BYU	18	L, 56-28	A	--
9-22	19	19	--	Washington State	W, 38-13	H	1982	Arizona State	15	L, 23-10	A	--
9-29	17	17	--	no game	--	--	1982	Texas	18	L, 21-12	A	--
10-6	15	15	--	Oregon State	W, 52-7	A	1983	BYU	9	L, 55-7	A	--
10-13	13	14	--	Arizona State (17)	W, 21-3	H	1984	BYU	3	L, 24-14	H	--
10-20	12	12	--	California	W, 35-0	H	1985	BYU	11	L, 38-28	A	--
10-27	9	10	--	Washington	W, 33-28	A	1986	Arizona State	9	L, 52-7	A	--
11-3	8	9	8	no game	--	--	1988	Wyoming	12	L, 61-18	A	--
11-10	8	9	7	UCLA	W, 49-3	H	1989	Nebraska	4	L, 42-30	A	--
11-17	7	8	7	Arizona	W, 35-7	A	1989	BYU	21	L, 70-31	A	--
11-24	6	6	6	Colorado	W, 45-15	H	1990	BYU	5	L, 45-22	H	--
12-1	5	5	5	Oregon (13)	L, 37-15	N	1992	Nebraska	11	L, 49-22	A	--
12-8	12	10	11	Texas	L, 38-10	N	1992	Washington State	18	L, 31-28	N	--
1-13-20	16	16	--	Final 2019 Rank	--	--	1994	Colorado State	12	W, 45-31	A	18
2021							1994	BYU	20	W, 34-31	H	21
Date	AP	Coaches	CFP	Opponent (AP Rank)	Result	Site	1994	Arizona	15	W, 16-13	N	14
Preseason	24	--	--	Weber State	W, 40-17	H	1996	Kansas	20	W, 45-42	H	--
9-7	21	18	--	BYU	L, 26-17	A	1996	BYU	8	L, 37-17	H	--
							1999	BYU	19	W, 20-17	A	--
							2001	Oregon	7	L, 24-10	A	--
							2001	BYU	8	L, 24-21	A	--
							2002	Michigan	14	L, 10-7	A	--
							2003	Oregon	19	W, 17-13	H	--
							2005*	Pittsburgh	19	W, 35-7	N	5
							2005	Georgia Tech	24	W, 38-10	N	--

UTAH vs. AP RANKED OPPONENTS											
Year	Opponent	Opp AP RK	Result	Site	Utah AP	Year	Opponent	Opp AP RK	Result	Site	Utah AP
2006	Boise State	22	L, 36-3	H	--	2014	Arizona State	15	L, 19-16 OT	A	18
2006	BYU	21	L, 33-31	H	--	2014	Oregon	5	L, 51-27	H	20
2007	UCLA	11	W, 44-6	H	--	2014	Arizona	15	L, 42-10	H	20
2007	BYU	23	L, 17-10	A	--	2015	Oregon	13	W, 62-20	A	18
Year	Opponent	Opp AP RK	Result	Site	Utah AP	2015	California	23	W, 30-24	H	5
2008	TCU	11	W, 13-10	H	10	2016	Washington	4	L, 31-24	H	17
2008	BYU	16	W, 48-24	H	8	2016	Colorado	9	L, 27-22	A	21
2009+	Alabama	4	W, 31-17	N	7	2017	USC	13	L, 28-27	A	--
2009	TCU	4	L, 55-28	A	16	2017	Washington State	19	L, 33-25	H	--
2009	BYU	18	L, 26-23 OT	A	22	2017	Washington	16	L, 33-30	A	--
2010	Pittsburgh	15	W, 27-24 OT	H	--	2018	Washington	10	L, 21-7	H	--
2010	TCU	4	L, 47-7	H	6	2018	Stanford	14	W, 40-21	A	--
2010	Boise State	10	L, 26-3	N	20	2018	Washington	10	L, 10-3	N	17
2011	Arizona State	22	L, 35-14	H	22	2019	Arizona State	17	W, 21-3	H	13
2012	BYU	25	W, 24-21	H	--	2019	Oregon	13	L, 37-15	N	5
2012	USC	13	L, 38-28	H	--	2020	USC	20	L, 33-17	H	--
2012	Oregon State	8	L, 21-7	A	--	2020	Colorado	21	W, 38-21	A	--
2013	UCLA	12	L, 34-27	H	--	2021	Arizona State	18	--	H	--
2013	Stanford	5	W, 27-21	H	--	*2004 season (Fiesta Bowl); +2008 season (Sugar Bowl) Bold indicates Utah wins					
2013	Arizona State	23	L, 20-19	H	--						
2013	Oregon	6	L, 44-21	A	--						
2014	UCLA	8	W, 30-28	A	--						
2014	USC	20	W, 24-21	H	19						

GAME-BY-GAME STARTERS

OFFENSE	LT	LG	C	RG	RT	QB	RB	WR	WR	WR/TE	TE
Weber State	Olaseni	Daniels	Ford	Maile	S. Moala	Brewer	Bernard	Enis	Howard	Kincaid	Kuithe
BYU	Kump	Daniels	Ford	Laumea	S. Moala	Brewer	Bernard	Enis	Howard	Kincaid	Fotheringham
San Diego St.	Olaseni	Daniels	Ford	Laumea	Kump	Brewer	Bernard	Enis	Howard	Kincaid	Kuithe
Washington St.	Kump	Bills	Ford	Laumea	Daniels	Rising	Bernard	Covey	Howard	Kuithe	Fotheringham
USC	Kump	Bills	Ford	Laumea	Daniels	Rising	Pledger	Parks	Vele	Kincaid	Fotheringham
Arizona St.	--	--	--	--	--	--	--	--	--	--	--
Oregon St.	--	--	--	--	--	--	--	--	--	--	--
UCLA	--	--	--	--	--	--	--	--	--	--	--
Stanford	--	--	--	--	--	--	--	--	--	--	--
Arizona	--	--	--	--	--	--	--	--	--	--	--
Oregon	--	--	--	--	--	--	--	--	--	--	--
Colorado	--	--	--	--	--	--	--	--	--	--	--

DEFENSE	LE	LT	RT/DE	RE/LB	MLB	RLB	NB/LB	LC	RC	FS	SS
Weber State	Tafua	V. Moala	H. Pututau	Fillinger	Lloyd	Sewell	Furey	Broughton	Phillips	Davis	McKinney
BYU	Tafua	V. Moala	H. Pututau	Fillinger	Lloyd	Sewell	Furey	Broughton	Phillips	Davis	McKinney
San Diego St.	Tafua	V. Moala	Kaufusi	Fillinger	Lloyd	Sewell	Mataele	Marks	Phillips	Davis	McKinney
Washington St.	Tafua	Tafuna	Kaufusi	Fillinger	Lloyd	Reid	Mataele	Marks	Phillips	Davis	McKinney
USC	Tafua	Tafuna	Carlton	Reid	Lloyd	Sewell	Mataele	Marks	Phillips	Davis	Latu
Arizona St.	--	--	--	--	--	--	--	--	--	--	--
Oregon St.	--	--	--	--	--	--	--	--	--	--	--
UCLA	--	--	--	--	--	--	--	--	--	--	--
Stanford	--	--	--	--	--	--	--	--	--	--	--
Arizona	--	--	--	--	--	--	--	--	--	--	--
Oregon	--	--	--	--	--	--	--	--	--	--	--
Colorado	--	--	--	--	--	--	--	--	--	--	--

SEASON RESULTS (3-2, 2-0 PAC-12)

Date	Opponent	Location	Attendance	Result
Thurs., Sept. 2	Weber State	Salt Lake City, Utah	51,511	W, 40-17
Sat., Sept. 11	BYU	Provo, Utah	63,470	L, 26-17
Sat., Sept. 18	San Diego State	Carson, Calif.	11,090	L, 33-31 (3 OT)
Sat., Sept. 25	Washington State	Salt Lake City, Utah	51,483	W, 24-13
Sat., Oct. 9	USC	Los Angeles, Calif.	54,088	W, 42-26
Sat., Oct. 16	#18 Arizona State	Salt Lake City, Utah	--	--
Sat., Oct. 23	Oregon State	Corvallis, Ore.	--	--
Sat., Oct. 30	UCLA	Salt Lake City, Utah	--	--
Fri., Nov. 5	Stanford	Stanford, Calif.	--	--
Sat., Nov. 13	Arizona	Tucson, Ariz.	--	--
Sat., Nov. 20	Oregon	Salt Lake City, Utah	--	--
Fri., Nov. 26	Colorado	Salt Lake City, Utah	--	--

PARTICIPATION

No.	Name	2021 GP/GS	WEBST	BYU	SDSU	WSU	USC	ASU	OSU	UCLA	STAN	ARZ	UO	COLO	CAREER GP/GS
37	Aden, Faysal	1/0	P	--	--	--	--	--	--	--	--	--	--	--	1/0
16	Barnes, Bryson	1/0	P	--	--	--	--	--	--	--	--	--	--	--	1/0
2	Bernard, Micah	5/4	S	S	S	S	P	--	--	--	--	--	--	--	14/4
51	Bill, Keaton	5/2	P	P	P	S	S	--	--	--	--	--	--	--	9/6
6	Bishop, Cole	2/0	P	--	--	P	--	--	--	--	--	--	--	--	2/0
4	Broughton, JaTravis	2/2	S	S	--	--	--	--	--	--	--	--	--	--	21/7
10	Calvert, Ethan	1/0	P	--	--	--	--	--	--	--	--	--	--	--	1/0
44	Carlton, Xavier	5/1	P	P	P	P	S	--	--	--	--	--	--	--	9/1
11	Cope, Makai	1/0	P	--	--	--	--	--	--	--	--	--	--	--	1/0
18	Covey, Britain	5/1	P	P	P	S	P	--	--	--	--	--	--	--	38/18
0	Curry, Chris	4/0	P	P	--	P	P	--	--	--	--	--	--	--	31/5*
71	Daniels, Braeden	5/5	S	S	S	S	S	--	--	--	--	--	--	--	26/20
9	Davis, Vonte	5/5	S	S	S	S	S	--	--	--	--	--	--	--	38/10
25	Dixon, Jaylen	3/0	P	P	P	--	--	--	--	--	--	--	--	--	31/9
83	Elliss, Jonah	5/0	P	P	P	P	P	--	--	--	--	--	--	--	5/0
21	Enis, Solomon	4/3	S	S	S	P	--	--	--	--	--	--	--	--	37/12
7	Fillinger, Van	5/4	S	S	S	S	P	--	--	--	--	--	--	--	10/4
55	Ford, Nick	5/5	S	S	S	S	S	--	--	--	--	--	--	--	35/31
89	Fotheringham, Cole	5/3	P	S	P	S	S	--	--	--	--	--	--	--	38/31
54	Furey, Hayden	5/2	S	S	P	P	P	--	--	--	--	--	--	--	13/2
79	Harrison, Alex	2/0	P	P	--	--	--	--	--	--	--	--	--	--	2/0
1	Howard, Theo	5/4	S	S	S	S	P	--	--	--	--	--	--	--	49/28*
90	Kaufusi, Devin	5/2	P	P	S	S	--	--	--	--	--	--	--	--	35/4*
59	Kaumatule, Falcon	4/0	--	P	P	P	P	--	--	--	--	--	--	--	5/0
86	Kincaid, Dalton	5/4	S	S	S	P	S	--	--	--	--	--	--	--	34/8*
80	Kuithe, Brant	5/3	S	P	S	S	P	--	--	--	--	--	--	--	38/17
13	Latu, Kamo'i	5/1	P	P	P	P	S	--	--	--	--	--	--	--	10/1
0	Lloyd, Devin	5/5	S	S	S	S	S	--	--	--	--	--	--	--	38/24
70	Lotulelei, Hunter	1/0	--	--	--	P	--	--	--	--	--	--	--	--	1/0
22	Lowe, Aaron	4/0	P	P	P	P	--	--	--	--	--	--	--	--	20/0
39	Ludwig, Joe	2/0	--	--	--	P	P	--	--	--	--	--	--	--	15/0*
53	Maea, Jonny	3/0	--	--	P	P	P	--	--	--	--	--	--	--	14/1
54	Maile, Paul	2/1	S	--	--	--	P	--	--	--	--	--	--	--	14/1
93	Markgraf, Keegan	5/0	P	P	P	P	P	--	--	--	--	--	--	--	38/0
23	Marks, Faybian	5/3	P	P	S	S	S	--	--	--	--	--	--	--	10/3
55	Mata'afa, Andrew	5/0	P	P	P	P	P	--	--	--	--	--	--	--	17/0
15	Mataele, Malone	5/3	P	P	S	S	P	--	--	--	--	--	--	--	20/5
13	McClain, Munir	1/0	P	--	--	--	--	--	--	--	--	--	--	--	6/0*
28	McKinney, Brandon	5/4	S	S	S	S	P	--	--	--	--	--	--	--	49/4*
98	Moala, Viane	3/3	S	S	S	--	--	--	--	--	--	--	--	--	45/14*
40	Niumatalolo, Ali'i	5/0	P	P	P	P	P	--	--	--	--	--	--	--	38/0
67	Noyes, Jordan	4/0	P	--	P	P	P	--	--	--	--	--	--	--	9/0
77	Olaseni, Bamidele	5/2	S	P	S	P	P	--	--	--	--	--	--	--	12/3
81	O'Toole, Connor	5/0	P	P	P	P	P	--	--	--	--	--	--	--	5/0
10	Parks, Money	3/1	--	P	P	--	P	--	--	--	--	--	--	--	4/1
33	Peasley, Cameron	5/0	P	P	P	P	P	--	--	--	--	--	--	--	5/0
5	Pledger, TJ	5/1	P	P	P	P	S	--	--	--	--	--	--	--	35/6*
50	Pututau, Fua	2/0	--	--	--	P	P	--	--	--	--	--	--	--	3/0
41	Pututau, Hauati	5/2	S	S	P	P	P	--	--	--	--	--	--	--	47/6
99	Pututau, Tennessee	3/0	P	P	--	--	P	--	--	--	--	--	--	--	7/2
97	Redding, Jadon	4/0	P	P	P	P	--	--	--	--	--	--	--	--	23/0
19	Reeves, Bryson	2/0	P	--	--	--	P	--	--	--	--	--	--	--	2/0
32	Reid, Karene	4/2	P	--	P	S	S	--	--	--	--	--	--	--	4/2
14	Renfro, Ben	2/0	--	--	--	P	P	--	--	--	--	--	--	--	3/0
37	Reynolds, Trey	5/0	P	P	P	P	P	--	--	--	--	--	--	--	5/0
7	Rising, Cameron	4/2	P	--	P	S	S	--	--	--	--	--	--	--	5/3
26	Rowan, Kyrese	5/0	P	P	P	P	P	--	--	--	--	--	--	--	10/0
5	Savage, Caine	3/0	--	--	--	--	P	--	--	--	--	--	--	--	6/0
1	Sewell, Nephi	4/4	S	S	S	--	S	--	--	--	--	--	--	--	35/29*
24	Stewart, Darrien	2/0	--	--	P	P	--	--	--	--	--	--	--	--	2/0
47	Suguturaga, Miki	4/0	P	P	--	P	P	--	--	--	--	--	--	--	8/0
42	Tafua, Mika	5/5	S	S	S	S	S	--	--	--	--	--	--	--	35/29
58	Tafua, Junior	4/2	--	P	P	S	S	--	--	--	--	--	--	--	4/2
9	Thomas, Tavion	5/0	P	P	P	P	P	--	--	--	--	--	--	--	19/0*
73	Togiai, Tanoa	1/0	P	--	--	--	--	--	--	--	--	--	--	--	1/0
16	Vaughn, Zemaiah	5/0	P	P	P	P	P	--	--	--	--	--	--	--	9/0
17	Vele, Devaughn	5/1	P	--	P	P	--	--	--	--	--	--	--	--	14/2
95	Vimahi, Aliki	2/0	--	--	--	P	P	--	--	--	--	--	--	--	2/0
24	Vincent, Charlie	2/0	P	--	--	--	P	--	--	--	--	--	--	--	6/0
61	Williams, Michael	5/0	P	P	P	P	P	--	--	--	--	--	--	--	5/0
76	Williams, Zereoue	1/0	P	--	--	--	--	--	--	--	--	--	--	--	1/0
87	Yassmin, Thomas	5/0	P	P	P	P	P	--	--	--	--	--	--	--	21/0
33	Young-Smith, Tyrone	4/0	--	P	P	P	P	--	--	--	--	--	--	--	30/0

P - participated; S - started

*Includes games played at previous Division I school

TEAM SEASON STATISTICS

Team Statistics

	UTAH	OPP
Scoring	154	115
Points per game	30.8	23.0
Points Off Turnovers	27	20
First Downs	106	96
Rushing	36	39
Passing	55	52
Penalty	15	5
Rushing Yardage	843	647
Yards gained rushing	946	800
Yards lost rushing	103	153
Rushing attempts	154	183
Average per rush	5.5	3.5
Average per game	168.6	129.4
TDs Rushing	8	3
Passing Yardage	1109	1055
Comp-Att-Int	104-164-3	107-173-5
Average per pass	6.8	6.1
Average per catch	10.7	9.9
Average per game	221.8	211.0
TDs Passing	10	8
Total offense	1952	1702
Total plays	318	356
Average per play	6.1	4.8
Average per game	390.4	340.4
Kick returns: #-Yards	2-29	9-228
Punt returns: #-Yards	14-265	8-34
Int returns: #-Yards	5-97	3-75
Kick return average	14.5	25.3
Punt return average	18.9	4.3
Int return average	19.4	25.0
Fumbles-Lost	12-5	4-2
Penalties-Yards	22-206	40-372
Average per game	41.2	74.4
Punts-Yards	22-902	28-1363
Average per punt	41.0	48.7
Net punt average	38.5	37.1
Kickoffs-Yards	30-1823	23-1383
Average per kick	60.8	60.1
Net kick average	35.1	36.9
Time of possession / game	27:17	32:43
3rd-down conversion	19/59	29/79
3rd-down pct	32%	37%
4rd-down conversion	2/7	5/10

INDIVIDUAL SEASON STATISTICS

Rushing

Player	gp	att	gain	loss	net	avg	td	lg	avg/g
Micah Bernard	5	47	291	26	265	5.6	1	50	53.0
Tavion Thomas	5	36	250	3	247	6.9	3	43	49.4
T.J. Pledger	5	21	149	7	142	6.8	1	59	28.4
Cameron Rising	4	16	123	18	105	6.6	1	31	26.3
Britain Covey	5	2	28	0	28	14.0	0	14	5.6
Ja'Quinden Jackson	1	4	21	0	21	5.3	1	8	21.0
Charlie Brewer	3	12	53	37	16	1.3	0	19	5.3
Chris Curry	5	6	15	1	14	2.3	0	7	2.8
Brant Kuithe	5	1	11	0	11	11.0	1	11	2.2
Dalton Kincaid	5	1	4	0	4	4.0	0	4	0.8
Jaylen Dixon	3	1	1	0	1	1.0	0	1	0.3
Thomas Yassmin	5	1	0	1	-1	-1.0	0	0	-0.2
Team	5	6	0	10	-10	-1.7	0	0	-2.0
Total	5	154	946	103	843	5.5	8	59	168.6
Opponents	5	183	800	153	647	3.5	3	54	129.4

Passing

Player	gp	effic	comp-att-int	pct	yds	td	lg	avg/g
Cameron Rising	4	154.8	56-85-0	65.9	625	7	42	156.3
Charlie Brewer	3	117.2	48-79-3	60.8	484	3	37	161.3
Total	5	136.7	104-164-3	63.4	1109	10	42	221.8
Opponents	5	122.6	107-173-5	61.8	1055	8	41	211.0

Receiving

Player	gp	no.	yds	avg	td	lg	avg/g
Britain Covey	5	20	141	7.1	1	28	28.2
Brant Kuithe	5	20	192	9.6	1	20	38.4
Solomon Enis	4	13	143	11.0	1	24	35.8
Micah Bernard	5	12	89	7.4	0	17	17.8
Dalton Kincaid	5	12	188	15.7	3	37	37.6
Devaughn Vele	5	6	117	19.5	1	37	23.4
Cole Fotheringham	5	5	48	9.6	0	13	9.6
Theo Howard	5	5	86	17.2	1	42	17.2
Jaylen Dixon	3	4	47	11.8	1	25	15.7
T.J. Pledger	5	4	35	8.8	0	14	7.0
Thomas Yassmin	5	1	6	6.0	0	6	1.2
Money Parks	3	1	12	12.0	1	12	4.0
Connor O'Toole	5	1	5	5.0	0	5	1.0
Total	5	104	1109	10.7	10	42	221.8
Opponents	5	107	1055	9.9	8	41	211.0

Punt Returns

Player	no.	yds	avg	td	lg
Britain Covey	13	238	18.3	0	80
Devaughn Vele	1	27	27.0	0	27
Total	14	265	18.9	0	80
Opponents	8	34	4.3	0	17

Interceptions

Player	no.	yds	avg	td	lg
Devin Lloyd	2	0	0.0	0	0
Vonte Davis	1	30	30.0	0	30
Clark Phillips	1	54	54.0	1	54
Karene Reid	1	13	13.0	0	13
Total	5	97	19.4	1	54
Opponents	3	75	25.0	0	37

Kick Returns

Player	no.	yds	avg	td	lg
Chris Curry	2	29	14.5	0	15
Total	2	29	14.5	0	15
Opponents	9	228	25.3	2	100

Fumble Returns

Player	no.	yds	avg	td	lg
Total	0	0	0.0	0	0
Opponents	0	0	0.0	0	0

INDIVIDUAL SEASON STATISTICS

Scoring

Player	td	fg	PAT				dxp	saf	pts
			kick	rush	rcv	pass			
Jadon Redding	-	5-8	9-11	-	-	-	-	-	24
Dalton Kincaid	3	-	-	-	-	-	-	-	18
Tavion Thomas	3	-	-	-	-	-	-	-	18
Britain Covey	2	-	-	-	-	-	-	-	12
Brant Kuithe	2	-	-	-	-	-	-	-	12
Solomon Enis	1	-	-	-	1	-	-	-	8
Jordan Noyes	-	-	8-8	-	-	-	-	-	8
Ja'Quinden Jackson	1	-	-	-	-	-	-	-	6
Jaylen Dixon	1	-	-	-	-	-	-	-	6
Cameron Rising	1	-	-	-	-	1	-	-	6
Micah Bernard	1	-	-	-	-	-	-	-	6
Devaughn Vele	1	-	-	-	-	-	-	-	6
T.J. Pledger	1	-	-	-	-	-	-	-	6
Theo Howard	1	-	-	-	-	-	-	-	6
Money Parks	1	-	-	-	-	-	-	-	6
Clark Phillips	1	-	-	-	-	-	-	-	6
Total	20	5-8	17-19	0	1	1	0	0	154
Opponents	13	7-11	10-11	0	3	3	0	0	115

Field Goals

Player	fg	pct.	01-19	20-29	30-39	40-49	50-99	lg	blk
Jadon Redding	5-8	62.5	0-0	2-2	1-3	2-3	0-0	47	0
Opponents	7-11	63.6	0-0	4-4	2-4	0-1	1-2	51	0

FG Sequence

Team Name	Utah	Opponents
Weber St.	(25),(31)	(25),51
BYU	49,(47)	(37),(21)
San Diego St.	(43),37	(51),48,36
Washington St.	(28),31	(39),(20)
Southern California		(28)

All Purpose

Player	g	rush	rcv	pr	kr	ir	total	avg/g
Britain Covey	5	28	141	238	0	0	407	81.4
Micah Bernard	5	265	89	0	0	0	354	70.8
Tavion Thomas	5	247	0	0	0	0	247	49.4
Brant Kuithe	5	11	192	0	0	0	203	40.6
Dalton Kincaid	5	4	188	0	0	0	192	38.4
T.J. Pledger	5	142	35	0	0	0	177	35.4
Devaughn Vele	5	0	117	27	0	0	144	28.8
Solomon Enis	4	0	143	0	0	0	143	35.8
Cameron Rising	4	105	0	0	0	0	105	26.3
Theo Howard	5	0	86	0	0	0	86	17.2
Clark Phillips	5	0	0	0	0	54	54	10.8
Jaylen Dixon	3	1	47	0	0	0	48	16.0
Cole Fotheringham	5	0	48	0	0	0	48	9.6
Chris Curry	5	14	0	0	29	0	43	8.6
Vonte Davis	5	0	0	0	0	30	30	6.0
Ja'Quinden Jackson	1	21	0	0	0	0	21	21.0
Charlie Brewer	3	16	0	0	0	0	16	5.3
Karene Reid	4	0	0	0	0	13	13	3.3
Money Parks	3	0	12	0	0	0	12	4.0
Thomas Yassmin	5	-1	6	0	0	0	5	1.0
Connor O'Toole	5	0	5	0	0	0	5	1.0
Team	5	-10	0	0	0	0	-10	-2.0
Total	5	843	1109	265	29	97	2343	468.6
Opponents	5	647	1055	34	228	75	2039	407.8

Total Offense

Player	g	plays	rush	pass	total	avg/g
Cameron Rising	4	101	105	625	730	182.5
Charlie Brewer	3	91	16	484	500	166.7
Micah Bernard	5	47	265	0	265	53.0
Tavion Thomas	5	36	247	0	247	49.4
T.J. Pledger	5	21	142	0	142	28.4
Britain Covey	5	2	28	0	28	5.6
Ja'Quinden Jackson	1	4	21	0	21	21.0
Chris Curry	5	6	14	0	14	2.8
Brant Kuithe	5	1	11	0	11	2.2
Dalton Kincaid	5	1	4	0	4	0.8
Jaylen Dixon	3	1	1	0	1	0.3
Thomas Yassmin	5	1	-1	0	-1	-0.2
Team	5	0	-10	0	-10	-2.0
Total	5	318	843	1109	1952	390.4
Opponents	5	356	647	1055	1702	340.4

Punting

Player	no.	yds	avg	lg	tb	fc	i20	50+	blk
Cameron Peasley	22	902	41.0	59	1	5	5	3	1
Total	22	902	41.0	59	1	5	5	3	1
Opponents	28	1363	48.7	71	3	7	8	11	0

Kickoffs

Player	no.	yds	avg	tb	ob	retn	net	ydln
Jordan Noyes	19	1178	62.0	9	0			
Jadon Redding	11	645	58.6	6	0			
Total	30	1823	60.8	15	0	14	35.1	29
Opponents	23	1383	60.1	18	1	3	36.9	28

DEFENSIVE SEASON STATISTICS

Team Defense

			Tackles				Sacks	Pass defense			Fumbles		blkd	
##	Player	gp	ua	a	tot	tfl/yds	no-yds	int-yds	brup	qbh	fr-yds	ff	kick	saf
0	Devin Lloyd	5	25	28	53	9-33	2-16	2-0	2	.	1-0	.	.	.
8	Clark Phillips	5	23	9	32	0.5-0	.	1-54	5	.	.	1	.	.
28	Brandon McKinney	5	15	17	32	.	.	.	1	1
1	Nephi Sewell	4	16	14	30	3-3	1	.	.
9	Vonte Davis	5	16	5	21	0.5-1	.	1-30
32	Karene Reid	2	8	11	19	1-6	1-6	1-13	1
44	Xavier Carlton	5	8	8	16	4-11	1-5	.	1	1
42	Mika Tafua	5	10	6	16	5.5-42	4.5-37	.	1	2	1-0	.	.	.
7	Van Fillinger	5	9	5	14	3.5-22	3-21
13	Kamo'i Latu	4	7	7	14	.	.	.	2
15	Malone Mataele	5	8	5	13	2.5-4	.	.	1
23	Faybian Marks	4	8	3	11	.	.	.	1
90	Devin Kaufusi	5	4	6	10	1.5-2	.	.	1	1
4	JaTravis Broughton	2	7	2	9	1-2	.	.	3
54	Hayden Furey	4	7	2	9	2-5
41	Hauati Pututau	4	7	2	9	1.5-4	0.5-3	.	1
6	Cole Bishop	2	5	3	8
58	Junior Tafuna	2	5	1	6	1-7	1-7
95	Aliki Vimahi	2	4	1	5	1-3	1-3	.	1
81	Connor O'Toole	5	2	3	5
16	Zemaiah Vaughn	2	5	.	5	.	.	.	1
55	Andrew Mata'afa	3	3	1	4	.	.	.	1
98	Viane Moala	3	1	3	4	.	.	.	1
22	Aaron Lowe	2	2	1	3
31	LaCarea Pleasant-Johnson	1	1	1	2
17	Devaughn Vele	1	1	1	2
99	Tennessee Pututau	2	1	1	2
37	Trey Reynolds	1	1	1	2
12	Charlie Brewer	1	1	.	1
83	Jonah Elliss	1	.	1	1
50	Fua Pututau	1	.	1	1	0.5-1
26	Kyrese Rowan	1	1	.	1
2	Micah Bernard	1	.	1	1
47	Miki Suguturaga	1	.	1	1
18	Britain Covey	1	1	.	1
87	Thomas Yassmin	1	.	1	1
33	Cameron Peasley	1	.	1	1
71	Braeden Daniels	1	.	1	1
	Totals	5	214	154	368	38-146	14-98	5-97	24	5	2-0	2	0	0
	Opponents	5	171	146	317	26-89	9-48	3-75	20	13	5-0	7	1	0

TEAM GAME-BY-GAME

		Rushing				Receiving				Passing				Kick Returns				Punt Returns				tot		
Date	Opponent	no.	yds	td	lg	no.	yds	td	lg	cmp	att	int	yds	td	lg	no.	yds	td	lg	no.	yds	td	lg	off
09/02/2021	Weber St.	31	188	2	20	21	262	3	35	21	29	1	262	3	35	0	0	0	0	3	39	0	34	450
09/11/2021	at BYU	25	193	1	50	15	147	1	37	15	26	1	147	1	37	1	14	0	14	2	62	0	35	340
09/18/2021	at San Diego St.	31	70	0	24	33	257	3	25	33	58	1	257	3	25	0	0	0	0	6	132	1	80	327
09/25/2021	Washington St.	33	212	2	59	13	137	0	27	13	23	0	137	0	27	1	15	0	15	2	31	0	19	349
10/09/2021	at Southern California	34	180	3	43	22	306	3	42	22	28	0	306	3	42	0	0	0	0	1	1	0	1	486
Utah		154	843	8	59	104	1109	10	42	104	164	3	1109	10	42	2	29	0	15	14	265	1	80	1952
Opponents		183	647	3	54	107	1055	8	41	107	173	5	1055	8	41	9	228	2	100	8	34	0	17	1702

Utah Averages

Games	Avg/ rush	Avg/ catch	Pass effic	KR avg	PR avg	All purpose avg/game	Total offense avg/game
5	5.5	10.7	136.7	14.5	18.9	468.6	390.4

Date	Opponent	Tackles				Sacks no-yds	Fumble		Pass Defense			blkd kick	PAT attempts			off		
		ua	a	total	tfl-yds		ff	fr-yds	int-yds	qbh	brup		kick	kick	rush	rcv	saf	t/o
09/02/2021	Weber St.	42	26	68	7.0-30	3-20	1	1-0	1-0	0	3	0	4-5	0	0	0	13	40
09/11/2021	at BYU	36	44	80	6.0-11	0-0	1	0-0	0-0	1	4	0	2-2	0	0	0	0	17
09/18/2021	at San Diego St.	41	34	75	7.0-20	1-6	0	1-0	0-0	4	3	0	2-3	0	1	0	0	31
09/25/2021	Washington St.	50	22	72	13.0-65	8-59	0	0-0	3-67	0	4	0	3-3	0	0	0	7	24
10/09/2021	at Southern California	45	28	73	5.0-20	2-13	0	0-0	1-30	0	10	0	6-6	0	0	0	7	42
Utah		214	154	368	38.0-146	14-98	2	2-0	5-97	5	24	0	17-19	0	1	0	27	154
Opponents		171	146	317	26.0-89	9-48	7	5-0	3-75	13	20	1	10-11	0	3	0	20	115

		Punting										Field Goals			Kickoffs				
Date	Opponent	no.	yds	avg	long	blkd	tb	fc	50+	i20	md-att	long	blkd	no.	yds	avg	tb	ob	
09/02/2021	Weber St.	2	87	43.5	50	0	0	1	1	0	2-2	31	0	9	515	57.2	4	0	
09/11/2021	at BYU	2	95	47.5	49	0	0	1	0	1	1-2	47	0	4	260	65.0	4	0	
09/18/2021	at San Diego St.	9	361	40.1	48	1	0	1	0	1	1-2	43	0	5	295	59.0	0	0	
09/25/2021	Washington St.	3	143	47.7	59	0	1	1	2	1	1-2	28	0	5	325	65.0	5	0	
10/09/2021	at Southern California	6	216	36.0	45	0	0	1	0	2	0-0	0	0	7	428	61.1	2	0	
Utah		22	902	41.0	59	1	1	5	3	5	5-8	47	0	30	1823	60.8	15	0	
Opponents		28	1363	48.7	71	0	3	7	11	8	7-11	51	0	23	1383	60.1	18	1	

OPPONENT GAME-BY-GAME

		Rushing				Receiving				Passing				Kick Returns				Punt Returns				tot		
Date	Opponent	no.	yds	td	lg	no.	yds	td	lg	cmp	att	int	yds	td	lg	no.	yds	td	lg	no.	yds	td	lg	off
09/02/2021	Weber St.	30	57	0	21	21	213	1	36	21	33	1	213	1	36	4	148	1	100	1	17	0	17	270
09/11/2021	at BYU	46	224	0	23	18	149	3	33	18	30	0	149	3	33	0	0	0	0	1	4	0	4	373
09/18/2021	at San Diego St.	45	204	2	54	10	44	1	15	10	19	0	44	1	15	0	0	1	0	3	11	0	7	248
09/25/2021	Washington St.	37	70	0	24	25	248	1	26	25	38	3	248	1	26	0	0	0	0	1	5	0	5	318
10/09/2021	at Southern California	25	92	1	28	33	401	2	41	33	53	1	401	2	41	5	80	0	21	2	-3	0	1	493
Opponents		183	647	3	54	107	1055	8	41	107	173	5	1055	8	41	9	228	2	100	8	34	0	17	1702
Utah		154	843	8	59	104	1109	10	42	104	164	3	1109	10	42	2	29	0	15	14	265	1	80	1952

Opponents Averages

Games	Avg/ rush	Avg/ catch	Pass eff	KR avg	PR avg	All purpose avg/game	Total offense avg/game
5	3.5	9.9	122.6	25.3	4.3	407.8	340.4

Date	Opponent	Tackles				Sacks	Fumble		Pass Defense			blkd	PAT attempts			off		
		ua	a	total	tfl-yds	no-yds	ff	fr-yds	int-yds	qbh	brup	kick	kick	rush	rcv	saf	t/o	pts
09/02/2021	Weber St.	37	26	63	4.0-15	1-10	1	1-0	1-37	0	2	0	2-2	0	0	0	3	17
09/11/2021	at BYU	22	30	52	5.0-18	2-8	1	1-0	1-4	2	6	0	2-3	0	0	0	3	26
09/18/2021	at San Diego St.	41	40	81	8.0-32	3-18	0	0-0	1-34	11	8	1	4-4	0	1	0	7	33
09/25/2021	Washington St.	39	14	53	4.0-17	1-9	5	3-0	0-0	0	1	0	1-1	0	0	0	7	13
10/09/2021	at Southern California	32	36	68	5.0-7	2-3	0	0-0	0-0	0	3	0	1-1	0	2	0	0	26
Opponents		171	146	317	26.0-89	9-48	7	5-0	3-75	13	20	1	10-11	0	3	0	20	115
Utah		214	154	368	38.0-146	14-98	2	2-0	5-97	5	24	0	17-19	0	1	0	27	154

Date	Opponent	Punting										Field Goals			Kickoffs			
		no.	yds	avg	long	blkd	tb	fc	50+	i20	md	att	long	blkd	no.	yds	avg	tb
09/02/2021	Weber St.	5	203	40.6	45	0	0	2	0	0	1-2	25	0	4	260	65.0	4	0
09/11/2021	at BYU	5	266	53.2	68	0	2	0	4	1	2-2	37	0	6	384	64.0	5	0
09/18/2021	at San Diego St.	9	463	51.4	64	0	0	1	4	3	1-3	51	0	5	324	64.8	4	0
09/25/2021	Washington St.	4	200	50.0	59	0	1	1	2	1	2-2	39	0	3	189	63.0	2	0
10/09/2021	at Southern California	5	231	46.2	71	0	0	3	1	3	1-2	28	0	5	226	45.2	3	1
Opponents		28	1363	48.7	71	0	3	7	11	8	7-11	51	0	23	1383	60.1	18	1
Utah		22	902	41.0	59	1	1	5	3	5	5-8	47	0	30	1823	60.8	15	0

GAME-BY-GAME COMPARISON

Opponent	Score	First Downs				Rushing Number-Yards	Passing		Total Offense Plays-Yards	Return Yards	Turn- Overs
		Total	Rush	Pass	Pen		Comp-Att.-Int	Yards			
Weber St.	40-17	28 / 14	10 / 4	15 / 10	3 / 0	31-188 / 30-57	21-29-1 / 21-33-1	262 / 213	60-450 / 63-270	39 / 202	2 / 2
BYU	17-26	15 / 21	7 / 15	5 / 5	3 / 1	25-193 / 46-224	15-26-1 / 18-30-0	147 / 149	51-340 / 76-373	76 / 8	2 / 0
San Diego St.	31-33	21 / 12	3 / 8	15 / 2	3 / 2	31-70 / 45-204	33-58-1 / 10-19-0	257 / 44	89-327 / 64-248	132 / 45	1 / 1
Washington St.	24-13	19 / 22	9 / 7	7 / 13	3 / 2	33-212 / 37-70	13-23-0 / 25-38-3	137 / 248	56-349 / 75-318	113 / 5	3 / 3
Southern California	42-26	23 / 27	7 / 5	13 / 22	3 / 0	34-180 / 25-92	22-28-0 / 33-53-1	306 / 401	62-486 / 78-493	31 / 77	0 / 1
Totals	154-115	106 / 96	36 / 39	55 / 52	15 / 5	154-843 / 183-647	104-164-3 / 107-173-5	1109 / 1055	318-1952 / 356-1702	391 / 337	8 / 7

Opponents	3rd Down Conversion	4th Down Conversion	Time of Possession	TOP Margin	Avg Yds/Rush	Avg Yds/Pass	Avg Yds/Play	Punting Number-Avg	Penalties Number-Yards	Sacks
Weber St.	2-8 / 6-16	0-2 / 1-2	29:36 / 30:24	-00:48	6.1 / 1.9	9.0 / 6.5	7.5 / 4.3	2-43.5 / 5-40.6	3-30.0 / 11-98.0	3 / 1
BYU	2-9 / 11-19	0-2 / 1-1	24:34 / 35:26	-10:52	7.7 / 4.9	5.7 / 5.0	6.7 / 4.9	2-47.5 / 5-53.2	6-40.0 / 8-75.0	0 / 2
San Diego St.	7-22 / 3-15	1-2 / 0-0	30:19 / 29:41	00:38	2.3 / 4.5	4.4 / 2.3	3.7 / 3.9	9-40.1 / 9-51.4	6-51.0 / 5-49.0	1 / 3
Washington St.	3-8 / 4-15	0-0 / 2-5	23:07 / 36:53	-13:46	6.4 / 1.9	6.0 / 6.5	6.2 / 4.2	3-47.7 / 4-50.0	4-40.0 / 7-55.0	8 / 1
Southern California	5-12 / 5-14	1-1 / 1-2	28:50 / 31:10	-02:20	5.3 / 3.7	10.9 / 7.6	7.8 / 6.3	6-36.0 / 5-46.2	3-45.0 / 9-95.0	2 / 2
Totals	19-59 / 29-79	2-7 / 5-10	136:26 / 163:34	-27:08	5.5 / 3.5	6.8 / 6.1	6.1 / 4.8	22-41.0 / 28-48.7	22-206.0 / 40-372.0	14 / 9

RED ZONE

Utah Inside Opponent Red-Zone

Date	Opponent	Score	Times	Times	Total	TDs	Rush	Pass	FGs	Failed to score inside RZ						
			In RZ	Scored	Pts		TDs	TDs	TDs	Made	FGA	Down	Int	Fumb	Half	Game
09/02/2021	Weber St.	W 40-17	8	7	40	5	2	3	2	2	1	0	0	0	0	0
09/11/2021	at BYU	L 17-26	2	1	7	1	0	1	0	0	1	0	0	0	0	0
09/18/2021	at San Diego St.	L 31-33	4	2	14	2	0	2	0	1	1	0	0	0	0	0
09/25/2021	Washington St.	W 24-13	6	3	17	2	2	0	1	2	0	0	2	0	0	0
10/09/2021	at Southern California	W 42-26	4	4	28	4	2	2	0	0	0	0	0	0	0	0
	Totals 17 of 24 (70.8%)		24	17	106	14	6	8	3	5	3	0	2	0	0	0

Opponents Inside Utah Red-Zone

				Times	Times	Total		Rush	Pass	FGs	Failed to score inside RZ					
Date	Opponent		Score	In RZ	Scored	Pts	TDs	TDs	TDs	Made	FGA	Down	Int	Fumb	Half	Game
09/02/2021	Weber St.	W	40-17	3	2	10	1	0	1	1	1	1	0	0	0	0
09/11/2021	BYU	L	17-26	5	5	26	3	0	3	2	2	0	0	0	0	0
09/18/2021	San Diego St.	L	31-33	4	3	21	3	2	1	0	1	0	0	0	0	0
09/25/2021	Washington St.	W	24-13	3	2	6	0	0	0	2	2	0	1	0	0	0
10/09/2021	Southern California	W	42-26	4	3	18	2	1	1	1	2	0	0	0	0	0
	Totals 15 of 19 (78.9%)			19	15	81	9	3	6	6	8	1	1	0	0	0

BY QUARTER

Date	Opponent	Score	Overall		1st Qtr		2nd Qtr		3rd Qtr		4th Qtr		Overtime	
09/02/2021	Weber St.	W 40-17	2-8	25.0	1-3	33.3	0-2	0.0	1-2	50.0	0-1	0.0	0-0	0.0
09/11/2021	at BYU	L 17-26	2-9	22.2	0-2	0.0	0-1	0.0	1-3	33.3	1-3	33.3	0-0	0.0
09/18/2021	at San Diego St.	Lot3 31-33	7-22	31.8	0-3	0.0	1-7	14.3	1-3	33.3	5-8	62.5	0-0	0.0
09/25/2021	Washington St.	W 24-13	3-8	37.5	1-3	33.3	0-1	0.0	0-2	0.0	2-2	100.0	0-0	0.0
10/09/2021	at Southern California	W 42-26	5-12	41.7	1-2	50.0	1-4	25.0	2-3	66.7	1-3	33.3	0-0	0.0
Utah			19-59	32.2	3-13	23.1	2-15	13.3	5-13	38.5	9-17	52.9	0-0	0.0
Opponents			29-79	36.7	4-18	22.2	11-24	45.8	10-20	50.0	4-16	25.0	0-0	0.0

4th-Down Conversions

Date	Opponent	Score	Overall		1st Qtr		2nd Qtr		3rd Qtr		4th Qtr		Overtime	
09/02/2021	Weber St.	W 40-17	0-2	0.0	0-0	0.0	0-1	0.0	0-0	0.0	0-1	0.0	0-0	0.0
09/11/2021	at BYU	L 17-26	0-2	0.0	0-0	0.0	0-1	0.0	0-0	0.0	0-1	0.0	0-0	0.0
09/18/2021	at San Diego St.	Lot3 31-33	1-2	50.0	0-0	0.0	0-0	0.0	0-0	0.0	1-2	50.0	0-0	0.0
09/25/2021	Washington St.	W 24-13	0-0	0.0	0-0	0.0	0-0	0.0	0-0	0.0	0-0	0.0	0-0	0.0
10/09/2021	at Southern California	W 42-26	1-1	100.0	0-0	0.0	1-1	100.0	0-0	0.0	0-0	0.0	0-0	0.0
Utah			2-7	28.6	0-0	0.0	1-3	33.3	0-0	0.0	1-4	25.0	0-0	0.0
Opponents			5-10	50.0	1-2	50.0	2-3	66.7	0-1	0.0	2-4	50.0	0-0	0.0

Time of Possession

Date	Opponent	Score	Overall		1st Qtr		2nd Qtr		3rd Qtr		4th Qtr		Overtime	
09/02/2021	Weber St.	W 40-17	29:36	08:31	06:28	05:09	09:28	00:00						
09/11/2021	at BYU	L 17-26	24:34	06:36	05:40	07:32	04:46	00:00						
09/18/2021	at San Diego St.	Lot3 31-33	30:19	05:16	11:24	04:30	09:09	00:00						
09/25/2021	Washington St.	W 24-13	23:07	04:01	03:58	07:52	07:16	00:00						
10/09/2021	at Southern California	W 42-26	28:50	05:29	05:14	06:27	11:40	00:00						
Utah			Total	136:26	29:53	32:44	31:30	42:19	00:00					
			Avg.	27:17	05:59	06:33	06:18	08:28	00:00					
Opponents			Total	163:34	38:03	49:20	35:27	40:44	00:00					
			Avg.	32:43	07:37	09:52	07:05	08:09	00:00					

TEAM HIGHS

Utah - Game Highs

RUSHES	34	at Southern California (10/09/2021)
YARDS RUSHING	212	Washington St. (09/25/2021)
YARDS PER RUSH	7.7	at BYU (09/11/2021)
TD RUSHES	3	at Southern California (10/09/2021)
PASS ATTEMPTS	58	at San Diego St. (09/18/2021)
PASS COMPLETIONS	33	at San Diego St. (09/18/2021)
YARDS PASSING	306	at Southern California (10/09/2021)
YARDS PER PASS	10.9	at Southern California (10/09/2021)
TD PASSES	3	at Southern California (10/09/2021)
	3	at San Diego St. (09/18/2021)
	3	Weber St. (09/02/2021)
TOTAL PLAYS	89	at San Diego St. (09/18/2021)
TOTAL OFFENSE	486	at Southern California (10/09/2021)
YARDS PER PLAY	7.8	at Southern California (10/09/2021)
POINTS	42	at Southern California (10/09/2021)
SACKS BY	8	Washington St. (09/25/2021)
FIRST DOWNS	28	Weber St. (09/02/2021)
PENALTIES	6	at San Diego St. (09/18/2021)
	6	at BYU (09/11/2021)
PENALTY YARDS	51	at San Diego St. (09/18/2021)
TURNOVERS	3	Washington St. (09/25/2021)
PUNTS	9	at San Diego St. (09/18/2021)
PUNTING AVG	47.7	Washington St. (09/25/2021)
LONG PUNT	59	Washington St. (09/25/2021)
PUNTS INSIDE 20	2	at Southern California (10/09/2021)
LONG PUNT RETURN	80	at San Diego St. (09/18/2021)

INDIVIDUAL HIGHS

Utah - Individual Game Highs

RUSHES	17	Micah Bernard at San Diego St. (09/18/2021)
YARDS RUSHING	146	Micah Bernard at BYU (09/11/2021)
TD RUSHES	2	Tavion Thomas vs Weber St. (09/02/2021)
LONG RUSH	59	T.J. Pledger vs Washington St. (09/25/2021)
PASS ATTEMPTS	32	Cameron Rising at San Diego St. (09/18/2021)
PASS COMPLETIONS	22	Cameron Rising at Southern California (10/09/2021)
YARDS PASSING	306	Cameron Rising at Southern California (10/09/2021)
TD PASSES	3	Cameron Rising at Southern California (10/09/2021)
	3	Cameron Rising at San Diego St. (09/18/2021)
LONG PASS	42	Cameron Rising at Southern California (10/09/2021)
RECEPTIONS	8	Britain Covey at San Diego St. (09/18/2021)
YARDS RECEIVING	84	Devaughn Vele at Southern California (10/09/2021)
TD RECEPTIONS	2	Dalton Kincaid vs Weber St. (09/02/2021)
LONG RECEPTION	42	Theo Howard at Southern California (10/09/2021)
PUNTS	9	Cameron Peasley at San Diego St. (09/18/2021)
PUNTING AVG	47.7	Cameron Peasley vs Washington St. (09/25/2021)
LONG PUNT	59	Cameron Peasley vs Washington St. (09/25/2021)
PUNTS INSIDE 20	2	Cameron Peasley at Southern California (10/09/2021)
LONG PUNT RETURN	80	Britain Covey at San Diego St. (09/18/2021)
LONG KICKOFF RETURN	15	Chris Curry vs Washington St. (09/25/2021)
TACKLES	15	Karene Reid vs Washington St. (09/25/2021)
SACKS	3	Van Fillingier vs Washington St. (09/25/2021)
TACKLES FOR LOSS	3	Devin Lloyd vs Washington St. (09/25/2021)
	3	Van Fillingier vs Washington St. (09/25/2021)

OFFENSIVE SCORING DRIVES

Opponent	Qtr	Pl-Yd	TOP	Scoring Play	Opponent	Qtr	Pl-Yd	TOP	Scoring Play
Weber State	1	10-57	4:43	FG (Redding, 25 yds)	Washington St.	2	6-80	2:18	TD (Jackson rush, 2 yds)
	1	5-75	2:19	TD (Brewer to Kincaid, 17 yds)		3	12-64	4:25	FG (Redding, 28 yds)
	1	4-4	1:29	FG (Redding, 31 yds)		4	8-72	3:59	TD (Pledger rush, 20 yds)
	2	3-31	1:08	TD (Thomas rush, 12 yds)	USC	1	8-75	3:31	TD (Kuithe rush, 11 yds)
	3	5-66	2:58	TD (Brewer to Enis, 8 yds)		2	5-75	2:05	TD (Rising to Parks, 12 yds)
	4	3-42	1:28	TD (Thomas rush, 14 yds)		2	7-77	0:50	TD (Rising to Vele, 37 yds)
BYU	4	2-29	0:38	TD (Rising to Kincaid, 11 yds)		3	5-75	2:19	TD (Thomas rush, 43 yds)
	2	6-80	3:10	TD (Brewer to Kuithe, 20 yds)		3	4-40	1:32	TD (Rising rush, 17 yds)
	4	5-46	1:31	FG (Jadon Redding, 47 yds)		4	7-45	4:30	TD (Rising to Kincaid, 1 yd)
	4	5-55	2:15	TD (Bernard rush, 22 yds)					
Opponent	Qtr	Pl-Yd	TOP	Scoring Play					
San Diego St.	2	13-58	5:02	FG (Redding, 43 yds)					
	4	10-63	2:16	TD (Rising to Covey, 2 yds)					
	4	13-74	2:20	TD (Rising to Howard, 4 yds)					
	OTI	1-25	--	TD (Rising to Dixon, 25 yds)					

LONGEST AND SHORTEST DRIVES

UTAH		UTAH		OPPONENT		OPPONENT	
Most Plays		Fewest Plays		Most Plays		Fewest Plays	
13, 2x	Last at SDSU, 9/18 TD (74 yds, 2:20)	1, 2x	Last vs. Washington St., 9/25 Fumble (-4 yds, :05)	17	Weber St., 9/2 Downs (74 yds, 7:28)	1	Weber St., 9/2 Fumble (7 yds, :08)
12	vs. Washington St., 9/25 FG (64 yds, 4:25)	2, 5x	Last vs. Washington St., 9/25 Fumble (11 yds, :43)	14	at BYU, 9/11 TD (72 yds, 7:19)	2, 2x	Last vs. Washington St., 9/25 TD (21 yds, 1:15)
Most Yards		Fewest Yards		Most Yards		Fewest Yards	
82	vs. Washington St., 9/25 Fumble (6 plays, 2:27)	-12	at SDSU, 9/11 Punt (3 plays, 1:22)	93	at BYU, 9/11 TD (11 plays, 3:10)	-14	at BYU, 9/11 Punt (3 plays, :50)
80, 2x	Last vs. Washington St., 9/25 TD (6 plays, 2:18)	-9	at SDSU, 9/11 Punt (3 plays, 1:56)	82	at SDSU, 9/18 TD (8 plays, 3:31)	-5	at SDSU, 9/18 Punt (3 plays, 1:19)
Most Time		Least Time		Most Time		Least Time	
5:56	at BYU, 9/11 Missed FG (9 plays, 49 yds)	0:05	vs. Washington St., 9/25 Fumble (1 play, -4 yds)	7:28	Weber St., 9/2 Downs (17 plays, 74 yds)	0:08	Weber St., 9/2 Fumble (1 play, 7 yds)
5:02	at SDSU, 9/18 FG (13 plays, 58 yds)	0:43	vs. Washington St., 9/25 Fumble (2 plays, 11 yds)	7:19	at BYU, 9/11 TD (14 plays, 72 yds)	0:04	at SDSU, 9/18 TD (1 play, 7 yards)

GAME-OPENING DRIVES

Date	Home/Away	Opponent	Pts	UTAH		Pts	OPPONENT	
				FD	Yds		FD	Yds
9/2	Home	Weber State	3	3	57	0	0	4
9/11	Away	BYU	0	1	8	0	0	7
9/18	Away	San Diego State	0	1	76	0	0	5
9/25	Home	Washington State	0	1	15	0	2	41
10/9	Away	USC	0	0	7	0	3	39
TOTALS			3	6	87	0	5	96

SECOND HALF-OPENING DRIVES

Date	Home/Away	Opponent	Pts	UTAH		Pts	OPPONENT	
				FD	Yds		FD	Yds
9/2	Home	Weber State	0	0	7	3	1	24
9/11	Away	BYU	0	0	9	0	2	28
9/18	Away	San Diego State	0	1	14	7	2	82
9/25	Home	Washington State	0	0	-4	7	1	21
10/9	Away	USC	7	3	75	0	2	38
TOTALS			7	4	101	17	8	193

SCORING DRIVE LENGTH (DEFENSIVE/SPECIAL TEAMS TDs NOT INCLUDED)

Yards	UTAH		OPPONENT	
	TD	FG	TD	FG
0-9	--	1	1	--
10-19	--	--	--	--
20-29	2	--	2	3
30-39	1	--	--	--
40-49	3	1	--	--
50-59	1	2	--	2
60-69	2	1	1	--
70-79	7	--	3	2
80-89	2	--	2	--
90-99	--	--	1	--
Season	18	5	10	7

TAKEAWAY ANALYSIS

Date	Home/Away	Opponent	UTAH			OPPONENT		
			Int	FR	Tot	Int	FR	Tot
9/2	Home	Weber State	1	1	2	1	1	2
9/11	Away	BYU	0	0	0	1	1	2
9/18	Away	San Diego State	0	1	1	1	0	1
9/25	Home	Washington State	3	0	3	0	3	3
10/9	Away	USC	1	0	1	0	0	0
		Totals	5	1	7	3	5	8