

# ASU 2019-2020 SCHEDULE

Date Opp. (TV/Radio).....FINAL/TIP

11/9 Colorado (ESPN2).....L, 71-81

## AIR FORCE RESERVE TIP-OFF/TEMPE

11/14 CCSU (P12/92.3 FM).....W, 90-49

11/17 Rider (P12/620 AM).....W, 92-55

## AIR FORCE RESERVE TIP-OFF/CONN

11/23 St. John's (ESPN3/620 AM) W, 80-67

11/24 #7 UVA (ESPN/620 AM) .....L, 45-48

11/26 @Princeton (ESPN+/620)....W, 67-65

12/3 @San Fran (CBSSN/98.7)....W, 71-67

12/7 Louisiana (P12/620 AM).....W, 77-65

12/11 Prairie View (P12/620 AM) ..W, 88-79

12/14 Georgia (P12/620 AM) .....W, 79-59

12/18 St. Mary's (PHX) (P12/98.7) .L, 56-96

12/21 Creighton (P12/620 AM) .....L, 60-67

12/28 TX-South. (P12/98.7 FM).....W, 98-81

1/4 @#25 Arizona (P12/98.7 FM)L, 47-75

1/9 @Oregon St. (ESPN/98.7)W, 82-76

1/11 @#9 Oregon (P12/98.7 FM) .L, 69-78

1/16 #20 Colorado (ESPN2/98.7) L, 61-68

1/18 Utah (P12/620 AM).....W, 83-64

1/25 #22 Arizona (P12/98.7 FM) .W, 66-65

1/29 @WSU(ESPN/98.7 FM) .....L, 65-67

2/1 @Wash. (P12/98.7 FM).....W, 87-84

2/6 UCLA (ESPN2/98.7 FM) .....W, 84-66

2/8 USC (FS1/620 AM).....W, 66-64

2/13 @Stan (ESPN2/98.7 FM).....W, 74-69

2/16 @Cal (ESPN/98.7 FM) .....W, 80-75

2/20 #14 Oregon (ESPN2) .....W, 77-72

2/22 Oregon St. (ESPN2/U).....W 74-73

2/27 @UCLA (P12/98.7 FM).....L, 72-75

2/29 @USC (ESPN/620 AM) .....L, 61-71

3/5 Washington (ESPN2/98.7 FM) .....7

3/7 Washington State (P12/620 AM)4:30

3/11 Pac-12 Tournament.....Las Vegas

## TURNED IT AROUND FAST

Buffalo was 285-369 (.436) in 22 seasons after going Division I (1991-2013). The Bulls were 42-20 (.677) in Coach Hurley's two seasons. He is 134-88 in seven years as a head coach and 92-68 at ASU.

**FINAL FOUR TRIVIA:** Coach Hurley is one of four current head coaches who won a Final Four MOP. Juan Dixon (2002), Danny Manning (1988) and Patrick Ewing (1984) are the others.

# SUN DEVIL

## M E N ' S B A S K E T B A L L

\*\*\*\*\*

### @SUNDEVILHOOPS (19-9; 10-5) -- 9-3 IN PAST 12 -- CLOSES REGULAR SEASON

Thur., Mar. 5 - vs. Washington 7 p.m./ESPN2/98.7 FM ASU 15-4 after loss past two seasons

Sat., Mar. 7 - vs. Washington St. 4:30 p.m./Pac-12/620 AM Seniors: Edwards, Mitchell & Fogerty

\*\*\*\*\*

The Arizona State Sun Devil men's hoops team (19-10; 10-6) -- coming off back-to-back NCAA Tournaments for the first time since 1980-81 and the only Pac-12 team to make the NAAs the past two seasons -- puts its 15-4 record after a loss the past two seasons to test with a home game vs. the Washington Huskies on Thursday, March 5, at 7 p.m. on ESPN2 with Dave Pasch and Bill Walton on the call. ASU will try and sweep the Huskies for the first time since 2016-17 and just the second time in the past 17 seasons.

**QUICK STATS:** Prior to its past two NCAA appearances under Bobby Hurley, ASU had made the NCAA Tournament three times in previous 22 seasons (1996-2017), but the Sun Devils are making a run at a third straight for the first time since the early 1960s as it has won nine of its past 12, with two of the losses (75-72 at UCLA Feb. 27 and 67-65 at WSU on Jan. 29) decided by three-pointers in the final seconds. ASU had its seven-game Pac-12 win streak -- an ASU first since the 1980-81 team won 11 straight -- ended in the 75-72 great tilt at UCLA. The Sun Devils are 15-4 (.789) in the past two seasons after a loss, including 6-3 this year.

**PAC-12 REFRESHER:** ASU has a chance to do what it did last year that it rarely had done prior...get to 12-6 and finish second. ASU finished second in the Pac-12 for just the fourth time in its 41-year Pac-10/12 history last year (2009-10, 1980-81 and 1979-80) and won at least 12 loop games for just the sixth time.

### SUN DEVIL BEST PAC-12 RECORDS

16-2: 1980-81

15-3: 1979-80

12-6: 2018-19, 2009-10, 1994-95, 1982-83

**LAST MEETING: ASU 87, @WASHINGTON 83 (FEB. 1):** ASU put five players in double figures led by Remy Martin's 19 and used an early lead and great free throw shooting to win at Seattle. The Sun Devils were 27-of-33 (.818) from the foul line -- including 21-of-25 in the second half -- and outrebounded UW 42-33. ASU led for 38:32 and trailed only once one minute into the game (2-1). The ASU bench outscored the UW bench 32-13. Rob Edwards, Romello White and Alonzo Verge Jr. all had 18 while Khalid Thomas added 10.

**LAST TIMES HUSKIES CAME TO TEMPE:** Washington only lost three Pac-12 games last year, but one of them was to ASU as the Sun Devils topped Huskies 75-63 on Feb. 9, tagging UW with its first conference loss and ending its 12-game winning streak. ASU shot 61.7 from the field (29-of-47), its best shooting night in conference play since Feb. 2, 2013. Romello White scored 17 on 8-of-9 shooting and grabbed eight rebounds. ASU was the first opponent to score more than 70 points against Washington in 13 games and held UW to 36.8 percent shooting from the field.

### 60 PERCENT SHOOTING BY ASU IN PAC-10/12 GAME (PAST 14 SEASONS)

.651/28-43 vs. Oregon State (Jan. 8, 2009)

.638/37-58 at Washington (Feb. 2, 2013)


.617/29-47 vs. Washington (Feb. 9, 2019)

.611/22-36 at USC (Jan. 5, 2012)

.600/24-40 vs. UCLA (Feb.12, 2009)

**PAC-12 HOME RECORD:** ASU enters this week 6-1 in Pac-12 home games and will try and go 8-1 for just the fifth time in its 42 years of Pac-12 play (2013-14, 1982-83, 1980-81 and 1979-80)

**ASU MEDIA RELATIONS:** ASU men's basketball SID Doug Tammaro can be reached directly at 480-734-7795 or via e-mail at [tammaro@asu.edu](mailto:tammaro@asu.edu). The ASU website is: [www.TheSunDevils.com](http://www.TheSunDevils.com).

Pos	#	Name	Yr.	Ht./Wt.	2019-2020 SUN DEVIL ROSTER NOTES
F	00	Mickey Mitchell	Sr.	6-7/225	Worked his way back from back injury last year that kept him out all but six games
G	1	Remy Martin	Jr.	6-0/175	One of the most exciting players in the nation who takes and makes the 15-foot jumper
G	2	Rob Edwards	Sr.	6-5/205	Transfer from Cleveland State had solid 2018-19 season after overcoming injuries
G	3	Caleb Christopher	Fr.	6-1/180	Carson (Calif.) product from Mayfair High School
G	4	Kimani Lawrence	Jr.	6-8/220	Can guard 5 positions and play 4 of them/ <b>ASU is 6-0 in his career when he scores 14</b>
F	5	Elias Valtonen	So.	6-7/210	Solid summer playing overseas
G	10	Jaelen House	Fr.	6-1/160	Combo guard is lightning fast from Shadow Mountain High School/dad is Eddie
G	11	Alonzo Verge Jr.	Jr.	6-3/167	Got a lot of buckets in JC/43 points vs. Saint Mary's on Dec. 18/GW vs. No. 22 UA
G	12	Micah Burno	Fr.	6-0/200	Chaparral High School product
F	15	John Olmsted	Fr.	6-10/215	Walkon with skills and height from Morenci, Ariz.
F	20	Khalid Thomas	Jr.	6-9/210	JC transfer from College of Southern Idaho/Portland product/GW 3PTer at Princeton
F	22	Andre Allen	Jr.	6-9/215	JC transfer from Arizona Western; 13.3 ppg/8.4 rpg last season
F	23	Romello White	Jr.	6-8/220	Three-year starter from Atlanta who played for Jerry Stackhouse in club hoops
F	24	Jalen Graham	Fr.	6-9/220	Long and skilled freshman from Phoenix's Mountain Pointe High School showing flashes
G	25	Grant Fogerty	Sr.	6-0/175	Senior walkon from nearby Desert Mountain HS
F	30	Kyle Feit	So.	6-4/190	IMG Academy (Fla.) walkon who sat last year with injury
F	35	Taeshon Cherry	So.	6-9/220	<b>Sun Devils are 8-0 when he scores in double digits</b>
<b>Head Coach:</b> Bobby Hurley/42-20 at Buffalo (2013-15); 1992 Final Four MOP <b>Coaching Staff:</b> Rashon Burno (Associate HC), Eric Brown, Rasheen Davis <b>Special Assistant to HC:</b> Ben Wood <b>Operations:</b> Derrick Wrobel <b>Sports Performance:</b> Daniel Marshall <b>Trainer:</b> John Anderson					

**LAST TIME OUT: USC 71, ASU 61 (FEB. 29/LOS ANGELES):** USC jumped out to a 24-11 lead less than seven minutes into the game and ASU pulled within one in the second half but could never get the lead. USC outrebounded ASU 39-28 and only had seven offensive rebounds but outscored ASU 14-2 in second-chance points. Remy Martin led the way for ASU with 22 points, but the Sun Devils shot just 19-of-58 (.328) from the field including just 8-of-27 (.296) in the second half. ASU didn't have a field goal in the final 3:09 and USC led for nearly 38 minutes. Rob Edwards added 10 points and Romello White had nine points and nine rebounds.

**VERGE SURGE:** Alonzo Verge Jr. is averaging 16.5 points per game off the bench (17 games). The Pac-12 has a Sixth Man of the Year Award and he might run away with it. After averaging 6.2 ppg., going 1-of-9 from the three-point stripe and shooting 11-of-45 (.244) from the field in his first five Pac-12 games, Verge after that five-game span is averaging 16.9 points, is 72-of-146 (.493) from the field and 33-of-46 (.717) from the foul line in the past past 11 games. In ASU's seven-game win streak he averaged 20.6 ppg., was 53-of-100 (.530) from the field, 7-of-18 (.389) from three and 31-of-43 (.721) from the free throw line.

**ROAD REMY:** Remy Martin averaged 22.6 ppg. and had eight 20-point games in ASU's 11 true road contests (6-5) this year. He led the team last year in road scoring at 15.0 ppg and in his freshman season was 11-of-23 (.478) from three and 24-of-29 (.828) from free throw line in road games. Solid stat: He has posted 10 games of 24+ points in his career, seven of them have been on the road.

**PAC-12 RESEARCH:** ASU forced 20+ turnovers in back-to-back Pac-12 games for the first time since February of 2001 (when it was Pac-10). ASU forced 24 vs. USC on Feb. 8 and then Stanford had 20 on Feb. 13. The 24 turnovers by USC was the most by a Sun Devil Pac-12 opponent since 2002.

**THIS IS US:** ASU has 26 wins (11 on the road) when trailing at the half under Bobby Hurley in five seasons, after going 12-64 (.157) the previous five seasons. It did it seven times in 2017-18 and did it in 2018-19 at Georgia, vs. No. 1 Kansas, at California, at UCLA, vs. Cal and at Oregon State. This year it has halftime comeback wins over St. John's in Connecticut, at Princeton, vs. No. 22 Arizona, vs. USC and vs. Oregon State. ASU trailed Arizona 37-15 with just over five minutes remaining in the first half before closing the gap to 43-30 at the half and then scored the first 10 points of second half. The 22-point comeback matches what is believed to be the biggest in Pac-12 history. On Feb. 8 ASU trailed USC by 13 with 5:34 left in the first half before cutting the gap to 40-32 at the half and then winning 66-64 despite leading for just 5:57 of the game.

**FEB. 22 NATIONAL PLAYER OF THE WEEK:** Remy Martin earned USBWA National Player of the Week (for week ending Feb. 22) and Pac-12 Player of the Week after averaging 23.0 points on 67 percent shooting (16-24), including 5-of-6 behind the arc, and 3.5 assists in the Bay Area road sweep. He scored 24 points on 9-of-14 shooting in 74-69 victory at Stanford. In the final 7:17 of the game, he scored 11 of those points. He scored 22 points on 7-of-10 shooting to go along with five assists in 80-75 win at California, as he scored 15 of his points in the final 11:08. It marked his third Pac-12 Player of the Week award in his career.

**PHYSICAL:** Top wingspans on the team are Jalen Graham (7-2), Romello White (7-0) and Kimani Lawrence (6-11 1/2). Best standing vertical is Graham (32.5"), while Remy Martin is next (31.5") while best approach verticals are Remy (40.5"), Jaelen House (39.5") and Graham (39").

**PAC-12 STAT STUFF:** ASU leads the league in turnovers forced (16.38 per game)...it ranks first in the Pac-12 in steals at 7.86 per game (228 in 29 games) while its turnover margin (+3.10) is second...Remy Martin is second in the Pac-12 at 19.62 points per game...Romello White leads the Pac-12 in rebounding at 9.11 per game and is fourth in field goal percentage (.585). His eight double-doubles is sixth in the league while his 13 double-digit rebound games is tied for lead...Remy is second in the Pac-12 at 21.0 ppg. in conference games and his 18 20-point games leads the league...Remy is the only player since 1996-97 to open Pac-12 play with six straight 20+ games (streak ended Jan. 29 at WSU)...ASU is 20-6 when Rob Edwards scores 13 in his two seasons (13-3 when he scores 15).

**SOLID DUBS:** Bobby Hurley has led ASU to a 47-16 regular season OOC record in his five years. notable wins: NC State, at Creighton, Texas A&M, UNLV (2x), Stephen F. Austin, Kansas State, Xavier, St. John's (2x plus NCAA Tournament win), Kansas (2x), Vanderbilt and Georgia (2x).

**ROAD:** ASU opened Pac-12 play with three straight on the road for the seventh time in the past 12 seasons and for the third time in Coach Hurley's five seasons (also in 2017-18, 2016-17, 2014-15, 2011-12, 2010-11 and 2008-09). Coach Hurley's squad navigated something similar as in the past three seasons six times teams have opened with five of first seven on the road (as USC did this year). ASU in 2017-18 is the only one of the six to make the NCAA Tournament in that time.

**GOOD NOTE:** ASU has defeated eight ranked teams in Bobby Hurley's five seasons, but it trailed at the half in five of the wins, including both wins over Kansas.

#### ASU WINS VS. RANKED TEAMS UNDER BOBBY HURLEY (ASU DEFICIT AT HALF)

ASU 77, #14 Oregon 72 (Feb. 20, 2020)  
 ASU 66, #22 Arizona 65 (Jan. 25, 2020)--Arizona 43, ASU 30  
 #18 ASU 80, #1 Kansas 76 (Dec. 22, 2018)--Kansas 39, #18 ASU 31  
 ASU 72, #15 Mississippi State 67 (Nov. 19, 2018/Las Vegas)  
 #16 ASU 95, at #2 Kansas 85 (Dec. 10, 2017)--Kansas 40, #16 ASU 37  
 ASU 102, #15 Xavier 86 (Nov. 24, 2017/Las Vegas)--Xavier 46, ASU 44  
 ASU 74, #23 USC 67 (Feb. 12, 2016)--USC 30, ASU 27  
 ASU 67, #18 Texas A&M 54 (Dec. 5, 2015)

**REMY:** Remy Martin became the 38th member of the ASU 1,000-point club on Jan. 11. He now has 1,290 career points (93 games/13.8 pg) and has 18 20-point games on the year. He posted seven straight - averaging 24.3 points - before posting 15 at WSU on Jan. 29. The seven matched the best by a Sun Devil since Eddie House had eight in 1999-2000. Remy is averaging 19.5 ppg after averaging 11.3 in his first two years.

#### PAC-12 MOST CONSECUTIVE GAMES 20+ POINTS IN SEASON SINCE 1996-97

11-Ed Gray, CAL (Jan. 9, 1997-Feb. 15, 1997)  
 9-Landry Fields, STAN (Nov. 24, 2009-Jan. 2, 2010)  
 9-Brandon Roy, UW (Jan. 26, 2006-Feb. 26, 2006)  
 8-Tyler Dorsey, UO (March 9, 2017-April 1, 2017)  
 8-Eddie House, ASU (Dec. 18, 1999-Jan. 15, 2000)  
 8-Jason Terry, UA (Jan. 28, 1999-Feb. 20, 1999)  
 7-Remy Martin, ASU (Dec. 28, 2019-Jan. 25, 2020)  
 7-Klay Thompson, WSU (Feb. 17, 2011-Mar. 21, 2011)  
 7-Luke Ridnour, UO (Feb. 2, 2003-Mar. 13, 2003)  
 7-Jeremy Veal, ASU (Jan. 24, 1998-Feb. 19, 1998)  
 7-O.J. Mayo, USC (Feb. 21, 2008-Mar. 13, 2008)

#### REMY MARTIN 20+ SCORING TILTS (25)

33 at Princeton (11/26/19)  
 31 vs. Arizona (1/31/19)  
 30 at UCLA (2/27/20)  
 29 at Oregon (1/11/20)  
 27 at Arizona (3/9/19)  
 25 vs. #20 Colorado (1/16/20)  
 24 at Stanford (2/13/20)  
 24 vs. Arizona (1/25/20)  
 24 at Oregon State (1/9/20)  
 24 at California (1/9/19)  
 23 vs. Texas Southern (12/28/19)  
 23 vs. Georgia (12/14/19)  
 23 vs. Colorado/China (11/9/19)  
 22 at USC (2/29/20)  
 22 at California (2/16/2020)  
 22 vs. USC (2/8/20)  
 22 vs. Utah (1/3/19)  
 21 vs. Prairie View A&M (12/11/19)  
 21 vs. #7 Virginia (11/23/19)  
 21 at Georgia (12/15/18)  
 21 at #2 Kansas (12/10/17)  
 20 vs. Utah (1/18/20)  
 20 at #25 Arizona (1/4/20)  
 20 vs. Rider (11/17/19)  
 20 vs. Colorado/Las Vegas (3/7/18)

#### ROMELLO WHITE

#### 16 DOUBLE-DOUBLES (8 IN 2019-20)

10/10 at California (2/16/20)  
 15/11 at Washington State (1/29/20)  
 19/10 vs. #20 Colorado (1/16/20)  
 18/12 vs. Creighton (12/21/19)  
 18/17 vs. Georgia (12/14/19)  
 14/16 vs. Prairie View A&M (12/11/19)  
 19/14 vs. Louisiana (12/7/19)  
 14/11 at San Francisco (12/3/19)  
 18/11 vs. Princeton (12/29/18)  
 19/14 vs. Texas Southern (12/1/18)  
 13/11 vs. California (3/1/18)  
 10/14 at Washington (2/1/18)  
 10/11 at Colorado (1/4/18)  
 14/11 vs. UC Irvine (11/9/17)  
 16/15 vs. San Diego State (11/14/17)  
 16/13 vs. San Francisco (2/2/17)

**CLOSE GAMES:** ASU is 9-3 overall in games of 5 points or less this season and 8-2 in Pac-12 two-possession tilts (six points or less).

### **BOBBY HURLEY YEAR-BY-YEAR**

**7-YEAR TOTALS: 134-88 (.603)**

**ASU: 92-68 (.575/5 SEASONS)**

2019-20: 19-10

2018-19: 23-11

2017-18: 20-12

2016-17: 15-18

2015-16: 15-17

### **BUFFALO (42-20/.677)**

2014-15: 23-10

2013-14: 19-10

**COACH AS PLAYER:** Coach Hurley's 145 assists in 20 games is a NCAA Tournament record. Other numbers:

**.583:** In the 1992 Final Four, Coach made 7-of-12 three pointers en route to the Most Outstanding Player honors.

**.667:** In the April 4, 1992 Final Four game vs. Indiana, Coach went 6-of-9 from the three-point stripe.

**2:** In addition to 1992 Most Outstanding Player honors, Coach also earned 1991 All-Tournament Team honors.

**9:** In the 1991 title game vs. Kansas on April 1, he posted nine assists.

**119:** 119-26 (.821) in his four years at Duke.

**18-2:** 18-2 in NCAA Tournament career.

### **3-PTERS IN NCAA TOURNAMENT**

47, Lee Humphrey, UF, 2004-07

43, Shelvin Mack, Butler, 2009-11

**42, Bobby Hurley, Duke, 1990-93**

### **NCAA TOURNAMENT GAMES**

23, Christian Laettner, Duke, 1989-92

22, Greg Koubek, Duke, 1988-91

22, Brian Davis, Duke, 1989-92

21, Wayne Turner, Kentucky, 1996-99

20, Thomas Hill, Duke, 1990-93

**20, Bobby Hurley, Duke, 1990-93**

20, Grant Hill, Duke, 1991-94

20, Antonio Lang, Duke, 1991-94

**ROMELLO:** Romello White sprained his right ankle on Dec. 28 vs. Texas Southern and played eight minutes. His stats took a hit as he played limited minutes at Arizona on Jan. 4. He had 18 points and 17 rebounds in the Georgia win on Dec. 14 and was averaging 14.7 ppg/ 13.7 rpg and shooting 32-of-44 (.727) in his previous six games to TSU (Dec. 28).

**LOTS OF HOTEL PENS:** ASU played five of its first seven in Shanghai, Connecticut, New Jersey and San Francisco as it spent 17 of its first 32 nights of the season in a hotel and flew 20,134 miles on nine flights. When Coach Hurley took the ASU job in April of 2015 he said ASU was going to play some folks and not be afraid to go on the road. ASU's tally of non-conference states in his five years is at 11 with other trips to the Bahamas (vs. Kentucky) and China. ASU has played non-conference games in New York (MSG and Barclays), Nebraska (Creighton), at Kentucky, Nevada (at UNLV), Florida (Old Spice Classic), California (San Francisco and San Diego State), at Kansas, at Georgia, Tennessee (Vanderbilt) and New Jersey (at Princeton).

### **ALONZO VERGE TOP SCORING GAMES**

**(11-2 WHEN HE SCORES 13/5-1 WHEN SCORES 20)**

43 vs. St. Mary's (12/18/19)

26 vs. #14 Oregon (2/20/20)

26 vs. UCLA (2/6/20)

23 vs. Texas Southern (12/28/19)

22 at California (2/16/20)

20 vs. Prairie View A&M (12/11/19)

19 at Stanford (2/13/20)

19 vs. Creighton (12/21/19)

18 at Washington (2/1/20)

17 vs. Oregon State (2/22/20)

16 vs. USC (2/8/20)

15 vs. Georgia (12/14/19)

13 vs. Arizona (1/25/20)

**ROMELLO NOTES:** Romello made .625 of his shots in his first two seasons including 120-of-184 in his freshman year...coached by Jerry Stackhouse in the Atlanta AAU circuit...started 63 of 65 games his first two years and led team in offensive boards in each of the past two seasons with 77 last year and 79 in 2017-18...has two of the best field goal percentage mark's in ASU history as he shot .652 in freshman year (fourth) and .598 last year (ninth-best).

### **ROMELLO WHITE TOP REBOUNDING GAMES**

17 vs. Georgia (Dec. 14, 2019)

16 vs. UCLA (Feb. 6, 2020)

16 vs. Prairie View A&M (Dec. 11, 2019)

15 vs. San Diego State (Nov. 14, 2017)

14 vs. Louisiana (Dec. 7, 2019)

14 vs. Texas Southern (Dec. 1, 2018)

14 at Washington (Feb. 1, 2018)

13 vs. San Francisco (Dec. 2, 2018)

12 vs. Creighton (Dec. 21, 2019)

12 vs. Saint Mary's (Dec. 18, 2019)

### **SUN DEVIL FRESHMAN BLOCKS (1978-79 TO PRESENT)**

55, Mario Bennett, 1991-92

33, Jamal Faulkner, 1990-91

31, Ike Diogu, 2002-03

**28, Jalen Graham, 2019-20**



**ROAD:** ASU won at Princeton (67-65/Nov. 26) and San Francisco (71-67/Dec. 3), as it is 7-2 (.778) in OOC road games under Bobby Hurley, after going 8-22 (.267) in its previous 30 efforts.

#### ASU OUT OF CONFERENCE ROADIES UNDER BOBBY HURLEY (7-2)

ASU 71, San Francisco 67 (Dec. 3, 2019)  
 ASU 67, Princeton 65 (Nov. 26, 2019)  
 Vanderbilt 81, ASU 65 (Dec. 17, 2018)  
 #20 ASU 76, Georgia 74 (Dec. 15, 2018)  
 #16 ASU 95, #2 Kansas 85 (Dec. 10, 2017)  
 ASU 74, San Diego State 63 (Dec. 10, 2016)  
 ASU 66, UNLV 56 (Dec. 16, 2015)  
 #5 Kentucky 72, ASU 58 (Dec. 5, 2015)  
 ASU 79, Creighton 77 (Dec. 2, 2015)

**REMY:** Remy's two best scoring games last year were wins over Arizona -- 31 in 95-88 double OT win on Jan. 31 and 27 in final game of regular season on road on March 9...led ASU to first sweep over Arizona since 2008-09 and first win in Tucson since 2010...second-team All-Pac-12 by the league's coaches in 2018-19...21 points, eight rebounds, five assists and three steals to spark ASU back from an 18-point deficit to a 76-74 victory at Georgia on Dec. 15, 2018, leading to his Dec. 17 Pac-12 Player of the Week Award. Had 12 points, five boards, two assists and two steals in the second half, including back-to-back baskets inside the final 3:11 which gave ASU its first lead of game at 71-70....led Pac-12 with a 2.4 assist-to-turnover ratio and second in league at five apg...had his November and early December of 2018 ruined by a bum ankle.

#### SUN DEVIL CAREER SCORING CHART UPDATE

17. 1,309 -- James Harden, '07-09  
 18. 1,304 -- Al Nealey, '57-60  
 19. 1,290 -- Remy Martin, '17-present

**ROB EDWARDS:** Dropped buckets in big wins in 2018-19, with 15 off the bench vs. #1 Kansas, 19 vs. Arizona, 28 at Utah and 13 at Oregon State...when he scores 13, ASU is 20-6 and 13-3 when he scores 15...entered ASU with 909 points in 63 games (14.4 ppg.)...71-of-85 (.835) from the free throw line in 2018-19...missed six games early and only scored 14 points in the first nine games (14 in opener, six DNP's due to a back injury and zero points vs. Nevada and Georgia)...stats last year look a lot better when you remember he went from Nov. 7-Dec. 16 without scoring. In those three games he did play, he was 4-of-26 (.154) from field and 2-of-9 (.222) from three and had 14 points (all against CSF in the opener).

#### ROB EDWARDS 15+ POINTS SUN DEVIL SCORING TILTS (13-3)

28 at Utah (2/16/19)  
 24 vs. #14 Oregon (2/20/20)  
 24 vs. Utah (1/18/20)  
 23 at UCLA (2/27/20)  
 23 vs. CCSU (11/14/19)  
 20 vs. Colorado/China (11/9/19)  
 19 at Washington (2/1/20)  
 19 vs. Arizona (1/31/19)  
 18 at Oregon State (1/9/20)  
 17 vs. Louisiana (12/7/19)  
 16 vs. California (2/24/19)  
 16 vs. Stanford (2/20/19)  
 15 vs. Arizona (1/25/20)  
 15 vs. Oregon (3/15/19)  
 15 vs. UCLA (3/14/19)  
 15 vs. #1 Kansas (12/22/18)

#### KIMANI LAWRENCE

##### TOP SCORING GAMES

22 vs. #22 Mississippi State (11/19/18)  
 18 vs. Omaha (11/28/18)  
 16 vs. Cal State Fullerton (11/6/18)  
 16 vs. McNeese State (11/9/18)  
 15 at UCLA (1/24/19)  
 14 vs. Oregon State (2/22/20)  
 13 vs. Washington State (2/7/19)  
 13 vs. Texas Southern (12/1/18)  
 13 vs. Long Beach State (11/12/18)

**BUTTS IN SEATS:** The past two seasons have resulted in the best average attendance marks in Sun Devil history.

##### TOP AVERAGE SEASON ATTENDANCE MARKS

2017-18: 10,603  
 2018-19: 10,538  
 1995-96: 9,514  
 2008-09: 9,354  
 1994-95: 9,333

#### TEAM LEADERS IN 2019-20

(includes shared)

**Scoring:** Martin (21), Edwards (2), House (1), White (3), Verge (7)

**Rebounding:** White (23), Martin (1), Edwards (2), Verge (2), Cherry (1), Graham (2), Lawrence (1)

**Assists:** Martin (20), Verge (7), House (3), White (1), Edwards (10), Mitchell (1), Lawrence (1)

#### THREE-POINT NOTE

Entering 2019-20 ASU has made a three-pointer in 621 straight games. The last time ASU did not make a three-pointer was in an 89-57 win over Washington in Tempe on Feb. 10, 2001.

#### TAESHON CHERRY DOUBLE-DIGIT SCORING GAMES (8-0)

19 vs. Omaha (Nov. 28, 2018)  
 15 vs. Oregon (Jan. 19, 2019)  
 15 vs. Utah State (Nov. 21, 2018)  
 14 vs. Texas Southern (Dec. 1, 2018)  
 12 vs. Oregon State (Jan. 17, 2019)  
 11 vs. Utah (1/18/2020)  
 11 vs. Stanford (Feb. 20, 2019)  
 10 at San Francisco (Dec. 3, 2019)

## 2019-20 SUN DEVIL HIGHS AND LOWS (19-10; 10-6)

### SUN DEVIL TEAM HIGHS

**POINTS:** 98 vs. TEXAS SOUTHERN  
**FIELD GOALS:** 36 vs. TEXAS SOUTHERN  
**FIELD GOAL ATTEMPTS:** 82 vs. RIDER  
**FIELD GOAL%:** .571 vs. TEXAS SOUTHERN (36-63)  
**3-PT FIELD GOALS:** 14 vs UCLA  
**3-PT FIELD GOALS ATT:** 32 vs. RIDER  
**3-PT % (10 ATT.):** .611 vs. UTAH (11-18)  
**FREE THROWS:** 37 vs. PRAIRIE VIEW A&M  
**FREE THROWS ATTEMPTED:** 51 vs. PRAIRIE VIEW A&M  
**FREE THROW % (10 ATT.):** .909 at UCLA (10-11)  
**REBOUNDS:** 46 vs. CENTRAL CONNECTICUT STATE  
**ASSISTS:** 19 vs. TEXAS SOUTHERN/CENTRAL CONNECTICUT ST.  
**STEALS:** 16 vs. RIDER  
**BLOCKS:** 7 vs. #20 COLORADO  
**TURNOVERS:** 21 at Washington State  
**FOULS:** 26 at Washington  
**FIRST HALF POINTS:** 48 vs. TEXAS SOUTHERN  
**SECOND HALF POINTS:** 54 vs. UTAH

### SUN DEVIL TEAM LOWS

**POINTS:** 45 vs. Virginia  
**FIELD GOALS:** 17 vs. Virginia  
**FIELD GOAL ATTEMPTS:** 42 vs. Virginia  
**FIELD GOAL%:** .305/18-59 at #25 Arizona  
**3-PT FIELD GOALS:** 3 (twice)  
**3-PT FIELD GOALS ATT:** 12 at San Francisco  
**3-PT % (10 ATT.):** .136/3-22 vs. St. Mary's  
**FREE THROWS:** 4 vs. #22 ARIZONA  
**FREE THROWS ATTEMPTED:** 8 vs. St. Mary's  
**FREE THROW % (10 ATT.):** .421/8-19 at #25 Arizona  
**REBOUNDS:** 26 vs. Virginia  
**ASSISTS:** 2 at #25 Arizona  
**STEALS:** 3 vs. COLORADO  
**BLOCKS:** 0 at Stanford  
**TURNOVERS:** 7 vs. RIDER  
**FOULS:** 13 vs. Virginia  
**FIRST HALF POINTS:** 17 at #25 Arizona  
**SECOND HALF POINTS:** 24 vs. Virginia

### SUN DEVIL INDIVIDUAL HIGHS

**POINTS:** 43 by Alonzo Verge Jr. vs. Saint Mary's  
**FIELD GOALS:** 18 by Alonzo Verge Jr. vs. Saint Mary's  
**FIELD GOAL ATTEMPTS:** 29 by Alonzo Verge Jr. vs. Saint Mary's  
**3-PT FGS:** 7 by Rob Edwards  
**3-PT ATT:** 12 by Rob Edwards vs. #22 ARIZONA  
**FREE THROWS:** 10 by Romello White vs. PRAIRIE VIEW A&M  
**FT ATTEMPTED:** 14 by Romello White vs. PRAIRIE VIEW A&M  
**FREE THROW % (8 ATT.):** Remy Martin 8-8 at #9 Oregon/at UW  
**REBOUNDS:** 17 by Romello White vs. GEORGIA  
**ASSISTS:** 8 by Remy Martin vs. Colorado  
**STEALS:** 6 by Jaelen House vs. GEORGIA  
**BLOCKS:** 5 by Jalen Graham vs. Colorado

### OPPONENT TEAM HIGHS

**POINTS:** 96 by Saint Mary's  
**FIELD GOALS:** 34 by Saint Mary's  
**FIELD GOAL ATTEMPTS:** 66 (3 times)  
**FIELD GOAL %:** .596/34-57 vs. St. Mary's  
**3-POINTERS:** 16 vs. St. Mary's  
**3-POINTER ATTEMPTS:** 31 at Washington  
**3-POINT % (10 ATT.):** .615/16-26 vs. St. Mary's  
**FREE THROWS:** 26 at Washington  
**FREE THROW ATTEMPTS:** 35 at Washington  
**FREE THROW % (10 ATT.):** .833 by TEXAS SOUTHERN (20-24)  
**REBOUNDS:** 49 by #25 Arizona  
**ASSISTS:** 19 by Saint Mary's  
**STEALS:** 12 at Washington State/Washington  
**BLOCKS:** 9 vs. USC  
**TURNOVERS:** 29 vs. RIDER  
**FOULS:** 31 by PRAIRIE VIEW A&M  
**FIRST HALF POINTS:** 51 by Saint Mary's  
**SECOND HALF POINTS:** 45 by Saint Mary's

### OPPONENT TEAM LOWS

**POINTS:** 48 vs. Virginia  
**FIELD GOALS:** 17 vs. CENTRAL CONNECTICUT STATE  
**FIELD GOAL ATTEMPTS:** 49 (twice)  
**FIELD GOAL %:** .298/17-57 vs. CENTRAL CONNECTICUT STATE  
**3-POINTERS:** 2 by GEORGIA  
**3-POINTER ATTEMPTS:** 15 at #25 Arizona  
**3-POINT % (10 ATT.):** .083/2-24 by GEORGIA  
**FREE THROWS:** 4 at Princeton  
**FT ATTEMPTS:** 7 by Virginia  
**FREE THROW % (10 ATT.):** .429/by RIDER (6-14)  
**REBOUNDS:** 21 at Stanford  
**ASSISTS:** 5 at San Francisco  
**STEALS:** 2 by CREIGHTON  
**BLOCKS:** 0 by TEXAS SOUTHERN  
**TURNOVERS:** 10 vs. Saint Mary's/UCLA/at Cal  
**FOULS:** 13 by #7 Virginia/#22 ARIZONA

### OPPONENT INDIVIDUAL HIGHS

**POINTS:** 34 by Jordan Ford of Saint Mary's  
**FIELD GOALS:** 12 by Jordan Ford of Saint Mary's  
**FIELD GOAL ATTEMPTS:** 19 by CJ Ellenby at Wazzu  
**FG % (5 MADE):** .889/8-9 by Ethan Thompson at Oregon State  
**3-PT FGS:** 7 by Jordan Ford of Saint Mary's  
**3-PT ATT:** 11 by Jordan Ford of Saint Mary's  
**FREE THROWS:** 9 by Zeke Nnaji of ARIZONA  
**FT ATTEMPTED:** 13 by Darius Williams of PRAIRIE VIEW A&M  
**REBOUNDS:** 18 by Richmond Arirguzoh at Princeton  
**ASSISTS:** 14 by Tyger Campbell of UCLA  
**STEALS:** 5 by Hameir Wright at Washington  
**BLOCKS:** 4 by Kyle Kelly at Oregon State

# SUN DEVIL INDIVIDUAL HIGHS

## #00 MICKEY MITCHELL HIGHS

**SEASON** ..... **CAREER**  
8 at California (2/16/20) ..... **POINTS** ..... 12 (3 times)  
7 vs. TX-SO (12/28/19) ..... **REBOUNDS** ..... 13 vs. Vanderbilt (12/17/17)  
3 vs. #14 Oregon (2/20/20) ..... **STEALS** ..... 3 vs. ARIZONA (2/15/18)  
31 vs. #14 Oregon (2/20/20) ..... **MIN.** ..... 33 at Stanford (1/17/18)

## #1 REMY MARTIN CAREER HIGHS

**POINTS:** 33 at Princeton (11/26/19)  
**FG MADE:** 13 at Princeton (11/26/19)  
**FG ATT:** 24 at UCLA (2/27/20)  
**3-PT MADE:** 5 vs. ARIZONA (1/31/19)  
**REBOUNDS:** 9 vs. Colorado/China (11/8/19)  
**ASSISTS:** 8 vs. Colorado/China (11/8/19)  
**FT MADE:** 9 vs. PRAIRIE VIEW A&M (12/11/19)  
**FT ATT.:** 14 vs. vs. ARIZONA (1/31/19)  
**MINUTES:** 41 vs. ARIZONA (1/31/19)

## #2 ROB EDWARDS SUN DEVIL HIGHS

**CLEVELAND STATE POINTS:** 32 at Oakland (1/16/17)  
**ASU POINTS:** 28 at Utah (2/16/19)  
**SEASON POINTS:** 24 vs. #14 Oregon (2/20/20); vs. UTAH (1/18/20)  
**3-POINT FIELD GOALS:** 7 at UCLA (2/27/20)  
**REBOUNDS:** 8 vs. St. John's (3/20/19)  
**MINUTES:** 41 vs. CAL STATE FULLERTON (11/6/18)

## #4 KIMANI LAWRENCE SUN DEVIL HIGHS

**SEASON** ..... **CAREER**  
14 vs. Oregon St. (2/22/20) ..... **POINTS** ..... 22 vs. #15 Miss. St. (11/19/18)  
6 (2x) vs. OSU (2/22/20) ..... **REBOUNDS** . 8 (2x) at Vanderbilt (12/17/18)  
3 vs. USC (2/8/20) ..... **ASSISTS** ..... 5 (2x) vs. TX-SO (12/1/18)  
29 at #25 Arizona (1/4/20) ..... **MINUTES** ..... 39 (2x) vs. TX-SO (12/1/18)

## #5 ELIAS VALTONEN CAREER HIGHS

**POINTS:** 10 vs. St. John's (11/23/19)  
**REBOUNDS:** 4 vs. Colorado (11/9/19)  
**ASSISTS:** 2 (twice)  
**MINUTES:** 28 vs. St. John's (11/23/19)

## #10 JAELEN HOUSE CAREER HIGHS

**POINTS:** 20 vs. TEXAS SOUTHERN (12/28) and RIDER (11/17/19)  
**REBOUNDS:** 6 vs. St. John's (11/23/19)  
**3-POINT FIELD GOALS:** 5 vs. TEXAS SOUTHERN (12/28/19)  
**ASSISTS:** 5 vs. CCSU (11/14/19)  
**STEALS:** 6 vs. Georgia (12/14/19)  
**MINUTES:** 30 (twice)

## #11 ALONZO VERGE JR. HIGHS

**POINTS:** 43 vs. Saint Mary's (12/18/19)  
**REBOUNDS:** 7 at Stanford (2/13/20)  
**ASSISTS:** 7 vs. TEXAS SOUTHERN (12/28/19)  
**STEALS:** 4 (twice)  
**FT MADE:** 10 at California (2/16/20)  
**FT ATTEMPTED:** 11 at California (2/16/20)  
**MINUTES:** 37 vs. CREIGHTON (12/21/19)

## ALONZO VERGE TOP SCORING GAMES (11-2 WHEN HE SCORES 13/5-1 WHEN SCORES 20)

43 vs. St. Mary's (12/18/19)  
26 vs. #14 Oregon (2/20/20)  
26 vs. UCLA (2/6/20)  
23 vs. Texas Southern (12/28/19)  
22 at California (2/16/20)  
20 vs. Prairie View A&M (12/11/19)  
19 at Stanford (2/13/20)  
19 vs. Creighton (12/21/19)  
18 at Washington (2/1/20)  
17 vs. Oregon State (2/22/20)  
16 vs. USC (2/8/20)  
15 vs. Georgia (12/14/19)  
13 vs. Arizona (1/25/20)

## #20 KHALID THOMAS HIGHS

**POINTS:** 14 at Princeton (11/26/19)  
**REBOUNDS:** 5 at San Francisco (12/3/19)  
**MINUTES:** 24 at Princeton (12/3/19)

## #23 ROMELLO WHITE CAREER HIGHS

✓ AAU coach was Jerry Stackhouse  
**POINTS:** 25 vs Northern Arizona (11/17/17)  
**REBOUNDS:** 17 vs. GEORGIA (12/14/19)  
**FG MADE:** 10 (2x) at Washington State (2/4/18)  
**FG ATTEMPTED:** 12 vs. Colorado (1/16/20)  
**FREE THROWS MADE:** 11 at Stanford (1/17/18)  
**FREE THROWS ATTEMPTED:** 14 (twice)  
**BLOCKS:** 3 (many times; vs. CCSU 11/14/19)  
**MINUTES:** 39 vs Kansas State (11/23/17)

## #24 JALEN GRAHAM HIGHS

**POINTS:** 10 vs. Central Connecticut State (11/14/19)  
**REBOUNDS:** 7 (2x) at Wahshington (2/1/20)/vs. #22 ARIZONA (1/25/20)  
**BLOCKS:** 5 vs. Colorado/China (11/8/19)  
**MINUTES:** 28 vs. Colorado/China (11/8/19)

## #35 TAESHON CHERRY HIGHS

**SEASON** ..... **CAREER**  
11 vs. UTAH (1/18/20) ..... **POINTS** ..... 19 vs. OMAHA (11/28/18)  
**REBOUNDS** ..... 8 vs. COLORADO (1/16/20)  
**STEALS** ..... 4 vs. #1 KANSAS (12/22/18)  
2 (twice) ..... **3-PT FG MADE** ..... 5 VS. OREGON (1/19/19)  
29 vs. UTAH (1/18/20) ..... **MINUTES** . 31 vs. (2x) vs. TX-SO (12/1/18)



**2019-20 Arizona St. Men's Basketball**  
**Season/Career Statistics**  
**All games**

Page 1/2  
as of Mar 01, 2020

**Summary**

Player	Season Statistics										Career Statistics									
	GP-GS	MIN/G	FG%	3FG%	FT%	R/G	A/G	STL	BLK	PTS/G	GP-GS	MIN/G	FG%	3FG%	FT%	R/G	A/G	STL	BLK	PTS/G
ALLEN, Andre	4-0	3.2	.000	.000	.000	1.0	0.0	0	0	0.0	4-0	3.2	.000	.000	.000	1.0	0.0	0	0	0.0
BURNO, Micah	5-0	1.2	.000	.000	.000	0.0	0.0	1	0	0.0	5-0	1.2	.000	.000	.000	0.0	0.0	1	0	0.0
CHERRY, Taeshon	23-11	18.7	.339	.233	.500	3.2	0.5	10	10	4.2	53-14	18.0	.370	.307	.594	2.9	0.4	27	17	5.2
CHRISTOPHER, Caleb	9-0	3.3	.143	.500	.750	0.3	0.0	1	0	0.7	9-0	3.3	.143	.500	.750	0.3	0.0	1	0	0.7
EDWARDS, Rob	29-26	28.4	.373	.368	.738	3.4	0.6	27	2	11.3	57-47	28.8	.359	.371	.793	3.4	0.9	55	7	11.2
FEIT, Kyle	6-0	1.9	.400	.250	.750	0.3	0.0	0	0	1.3	10-0	1.6	.500	.333	.750	0.4	0.0	0	0	1.3
FOGERTY, Grant	5-0	1.2	.000	.000	.500	0.2	0.0	1	0	0.2	25-0	1.1	.333	.000	.500	0.0	0.1	1	0	0.1
GRAHAM, Jalen	26-2	11.2	.696	.000	.333	2.9	0.4	6	28	3.2	26-2	11.2	.696	.000	.333	2.9	0.4	6	28	3.2
HOUSE, Jaelen	28-0	16.4	.283	.276	.767	2.0	1.2	37	2	4.2	28-0	16.4	.283	.276	.767	2.0	1.2	37	2	4.2
LAWRENCE, Kimani	28-21	17.4	.410	.259	.512	2.6	0.4	17	9	4.8	81-36	18.8	.421	.287	.686	2.8	0.7	43	25	6.0
MARTIN, Remy	29-29	33.7	.445	.351	.767	3.1	4.0	46	1	19.6	93-57	29.9	.432	.340	.753	3.1	4.0	122	4	13.9
MITCHELL, Mickey	21-9	15.2	.333	.167	.600	2.4	0.7	14	5	1.4	51-20	17.9	.475	.333	.597	3.8	1.2	36	18	3.5
OLMSTED, John	4-0	1.3	.000	.000	.000	0.8	0.3	0	0	0.0	4-0	1.3	.000	.000	.000	0.8	0.3	0	0	0.0
THOMAS, Khalid	22-3	8.5	.526	.458	.545	1.4	0.2	12	2	2.6	22-3	8.5	.526	.458	.545	1.4	0.2	12	2	2.6
VALTONEN, Elias	19-8	14.3	.375	.500	.467	1.8	0.4	9	2	2.0	40-8	8.7	.415	.500	.529	1.1	0.2	12	6	1.4
VERGE JR. , Alonzo	26-9	26.3	.432	.250	.742	3.4	2.3	34	3	14.2	26-9	26.3	.432	.250	.742	3.4	2.3	34	3	14.2
WHITE, Romello	28-27	28.6	.585	.000	.664	9.1	0.9	13	33	10.3	93-90	25.8	.612	.000	.592	7.0	0.5	34	80	9.8

**Scoring**

Player	Season Statistics								Career Statistics							
	FG-FGA	FG%	3FG-3FGA	3FG%	FT-FTA	FT%	PTS	PTS/G	FG-FGA	FG%	3FG-3FGA	3FG%	FT-FTA	FT%	PTS	PTS/G
ALLEN, Andre	0-0	.000	0-0	.000	0-0	.000	0	0.0	0-0	.000	0-0	.000	0-0	.000	0	0.0
BURNO, Micah	0-0	.000	0-0	.000	0-0	.000	0	0.0	0-0	.000	0-0	.000	0-0	.000	0	0.0
CHERRY, Taeshon	37-109	.339	14-60	.233	9-18	.500	97	4.2	100-270	.370	54-176	.307	19-32	.594	273	5.2
CHRISTOPHER, Caleb	1-7	.143	1-2	.500	3-4	.750	6	0.7	1-7	.143	1-2	.500	3-4	.750	6	0.7
EDWARDS, Rob	106-284	.373	67-182	.368	48-65	.738	327	11.3	200-557	.359	118-318	.371	119-150	.793	637	11.2
FEIT, Kyle	2-5	.400	1-4	.250	3-4	.750	8	1.3	4-8	.500	2-6	.333	3-4	.750	13	1.3
FOGERTY, Grant	0-0	.000	0-0	.000	1-2	.500	1	0.2	1-3	.333	0-1	.000	1-2	.500	3	0.1
GRAHAM, Jalen	39-56	.696	0-0	.000	4-12	.333	82	3.2	39-56	.696	0-0	.000	4-12	.333	82	3.2
HOUSE, Jaelen	34-120	.283	16-58	.276	33-43	.767	117	4.2	34-120	.283	16-58	.276	33-43	.767	117	4.2
LAWRENCE, Kimani	50-122	.410	14-54	.259	21-41	.512	135	4.8	171-406	.421	50-174	.287	94-137	.686	486	6.0
MARTIN, Remy	197-443	.445	60-171	.351	115-150	.767	569	19.6	443-1025	.432	126-371	.340	278-369	.753	1290	13.9
MITCHELL, Mickey	11-33	.333	1-6	.167	6-10	.600	29	1.4	66-139	.475	9-27	.333	40-67	.597	181	3.5
OLMSTED, John	0-1	.000	0-0	.000	0-0	.000	0	0.0	0-1	.000	0-0	.000	0-0	.000	0	0.0
THOMAS, Khalid	20-38	.526	11-24	.458	6-11	.545	57	2.6	20-38	.526	11-24	.458	6-11	.545	57	2.6
VALTONEN, Elias	12-32	.375	7-14	.500	7-15	.467	38	2.0	17-41	.415	11-22	.500	9-17	.529	54	1.4
VERGE JR. , Alonzo	143-331	.432	17-68	.250	66-89	.742	369	14.2	143-331	.432	17-68	.250	66-89	.742	369	14.2
WHITE, Romello	107-183	.585	0-0	.000	73-110	.664	287	10.3	340-556	.612	0-0	.000	228-385	.592	908	9.8





2019-20 Arizona St. Men's Basketball  
Season/Career Statistics  
All games

Page 2/2  
as of Mar 01, 2020

Totals

Player	Season Statistics									Career Statistics								
	O-REB	D-REB	TOTAL	PF	FO	A	TO	A/TO		O-REB	D-REB	TOTAL	PF	FO	A	TO	A/TO	
ALLEN, Andre	0	4	4	2	0	0	0	0.0		0	4	4	2	0	0	0	0.0	
BURNO, Micah	0	0	0	1	0	0	1	0.0		0	0	0	1	0	0	1	0.0	
CHERRY, Taeshon	23	51	74	71	3	12	14	0.9		37	115	152	140	4	22	29	0.8	
CHRISTOPHER, Caleb	1	2	3	3	0	0	3	0.0		1	2	3	3	0	0	3	0.0	
EDWARDS, Rob	14	86	100	62	1	18	53	0.3		23	169	192	117	1	54	90	0.6	
FEIT, Kyle	0	2	2	0	0	0	1	0.0		0	4	4	1	0	0	2	0.0	
FOGERTY, Grant	0	1	1	0	0	0	0	0.0		0	1	1	3	0	2	0	0.0	
GRAHAM, Jalen	33	42	75	45	0	10	21	0.5		33	42	75	45	0	10	21	0.5	
HOUSE, Jaalen	10	45	55	50	0	34	25	1.4		10	45	55	50	0	34	25	1.4	
LAWRENCE, Kimani	26	48	74	54	1	12	22	0.5		72	154	226	174	3	58	77	0.8	
MARTIN, Remy	13	78	91	45	0	115	92	1.3		56	231	287	136	0	369	202	1.8	
MITCHELL, Mickey	16	35	51	46	1	15	17	0.9		57	135	192	125	3	60	56	1.1	
OLMSTED, John	1	2	3	0	0	1	0	0.0		1	2	3	0	0	1	0	0.0	
THOMAS, Khalid	7	23	30	13	0	4	3	1.3		7	23	30	13	0	4	3	1.3	
VALTONEN, Elias	4	31	35	32	0	7	10	0.7		5	38	43	39	0	9	16	0.6	
VERGE JR. , Alonzo	18	71	89	43	1	59	54	1.1		18	71	89	43	1	59	54	1.1	
WHITE, Romello	77	178	255	70	2	26	57	0.5		233	419	652	276	12	50	146	0.3	



**2019-20 Arizona St. Men's Basketball**  
**Season Box Score**  
**All games**

Page 1/1  
as of Mar 01, 2020

**Game Records**

Record	Overall	Home	Away	Neutral
ALL GAMES	19-10	12-2	6-5	1-3
CONFERENCE	10-6	6-1	4-5	0-0
NON-CONFERENCE	9-4	6-1	2-0	1-3

**Team Box Score**

No.	Player				Total		3-Point		F-Throw		Rebounds													
		GP-GS	MIN	AVG	FG-FGA	FG%	3FG-FGA	3FG%	FT-FTA	FT%	OFF	DEF	TOT	AVG	PF	DQ	A	TO	BLK	STL	PTS	AVG		
1	MARTIN, Remy	29-29	976:11	33.7	197-443	.445	60-171	.351	115-150	.767	13	78	91	3.1	45	0	115	92	1	46	569	19.6		
11	VERGE JR. , Alonzo	26-9	684:54	26.3	143-331	.432	17-68	.250	66-89	.742	18	71	89	3.4	43	1	59	54	3	34	369	14.2		
2	EDWARDS, Rob	29-26	823:06	28.4	106-284	.373	67-182	.368	48-65	.738	14	86	100	3.4	62	1	18	53	2	27	327	11.3		
23	WHITE, Romello	28-27	800:28	28.6	107-183	.585	0-0	.000	73-110	.664	77	178	255	9.1	70	2	26	57	33	13	287	10.3		
4	LAWRENCE, Kimani	28-21	487:36	17.4	50-122	.410	14-54	.259	21-41	.512	26	48	74	2.6	54	1	12	22	9	17	135	4.8		
35	CHERRY, Taeshon	23-11	429:04	18.7	37-109	.339	14-60	.233	9-18	.500	23	51	74	3.2	71	3	12	14	10	10	97	4.2		
10	HOUSE, Jaelen	28-0	460:19	16.4	34-120	.283	16-58	.276	33-43	.767	10	45	55	2.0	50	0	34	25	2	37	117	4.2		
24	GRAHAM, Jalen	26-2	290:37	11.2	39-56	.696	0-0	.000	4-12	.333	33	42	75	2.9	45	0	10	21	28	6	82	3.2		
20	THOMAS, Khalid	22-3	187:26	8.5	20-38	.526	11-24	.458	6-11	.545	7	23	30	1.4	13	0	4	3	2	12	57	2.6		
5	VALTONEN, Elias	19-8	271:52	14.3	12-32	.375	7-14	.500	7-15	.467	4	31	35	1.8	32	0	7	10	2	9	38	2.0		
0	MITCHELL, Mickey	21-9	318:19	15.2	11-33	.333	1-6	.167	6-10	.600	16	35	51	2.4	46	1	15	17	5	14	29	1.4		
30	FEIT, Kyle	6-0	11:11	1.9	2-5	.400	1-4	.250	3-4	.750	0	2	2	0.3	0	0	0	1	0	0	8	1.3		
3	CHRISTOPHER, Caleb	9-0	29:20	3.3	1-7	.143	1-2	.500	3-4	.750	1	2	3	0.3	3	0	0	3	0	1	6	0.7		
25	FOGERTY, Grant	5-0	06:09	1.2	0-0	.000	0-0	.000	1-2	.500	0	1	1	0.2	0	0	0	0	0	1	1	0.2		
15	OLMSTED, John	4-0	05:04	1.3	0-1	.000	0-0	.000	0-0	.000	1	2	3	0.8	0	0	1	0	0	0	0	0.0		
22	ALLEN, Andre	4-0	12:38	3.2	0-0	.000	0-0	.000	0-0	.000	0	4	4	1.0	2	0	0	0	0	0	0	0.0		
12	BURNO, Micah	5-0	05:45	1.2	0-0	.000	0-0	.000	0-0	.000	0	0	0	0.0	1	0	0	1	0	1	0	0.0		
Team											42	56	98					12						
Total		29	5800		759-1764	.430	209-643	.325	395-574	.688	285	755	1040	35.9	537	9	313	385	97	228	2122	73.2		
Opponents		29	5800		713-1666	.428	211-635	.332	383-572	.670	295	806	1101	38.0	535	13	360	475	109	189	2020	69.7		

**Score by Periods**

Team	1st	2nd	OT	TOT
Arizona St.	969	1153	0	2122
Opponents	961	1059	0	2020



**2019-20 Arizona St. Men's Basketball  
Extended Season Box Score  
All games**

Page 1/1  
as of Mar 01, 2020

**Game Records**

Record	Overall	Home	Away	Neutral
ALL GAMES	19-10	12-2	6-5	1-3
CONFERENCE	10-6	6-1	4-5	0-0
NON-CONFERENCE	9-4	6-1	2-0	1-3

**Team Box Score Extended**

No.	Player				Total		3-Point		F-Throw		Rebounds																	
		GP-GS	MIN	AVG	FG-FGA	FG%	3FG-FGA	3FG%	FT-FTA	FT%	OFF	DEF	TOT	AVG	PF	DQ	A	A/G	TO	TO/G	A/TO	BLK	BLK/G	STL	STL/G	PTS	AVG	
1	MARTIN, Remy	29-29	976:11	33.7	197-443	.445	60-171	.351	115-150	.767	13	78	91	3.1	45	0	115	3.97	92	3.17	1.25	1	0.03	46	1.59	569	19.6	
11	VERGE JR. , Alonzo	26-9	684:54	26.3	143-331	.432	17-68	.250	66-89	.742	18	71	89	3.4	43	1	59	2.27	54	2.08	1.09	3	0.12	34	1.31	369	14.2	
2	EDWARDS, Rob	29-26	823:06	28.4	106-284	.373	67-182	.368	48-65	.738	14	86	100	3.4	62	1	18	0.62	53	1.83	0.34	2	0.07	27	0.93	327	11.3	
23	WHITE, Romello	28-27	800:28	28.6	107-183	.585	0-0	.000	73-110	.664	77	178	255	9.1	70	2	26	0.93	57	2.04	0.46	33	1.18	13	0.46	287	10.3	
4	LAWRENCE, Kimani	28-21	487:36	17.4	50-122	.410	14-54	.259	21-41	.512	26	48	74	2.6	54	1	12	0.43	22	0.79	0.55	9	0.32	17	0.61	135	4.8	
35	CHERRY, Taeshon	23-11	429:04	18.7	37-109	.339	14-60	.233	9-18	.500	23	51	74	3.2	71	3	12	0.52	14	0.61	0.86	10	0.43	10	0.43	97	4.2	
10	HOUSE, Jaelen	28-0	460:19	16.4	34-120	.283	16-58	.276	33-43	.767	10	45	55	2.0	50	0	34	1.21	25	0.89	1.36	2	0.07	37	1.32	117	4.2	
24	GRAHAM, Jalen	26-2	290:37	11.2	39-56	.696	0-0	.000	4-12	.333	33	42	75	2.9	45	0	10	0.38	21	0.81	0.48	28	1.08	6	0.23	82	3.2	
20	THOMAS, Khalid	22-3	187:26	8.5	20-38	.526	11-24	.458	6-11	.545	7	23	30	1.4	13	0	4	0.18	3	0.14	1.33	2	0.09	12	0.55	57	2.6	
5	VALTONEN, Elias	19-8	271:52	14.3	12-32	.375	7-14	.500	7-15	.467	4	31	35	1.8	32	0	7	0.37	10	0.53	0.70	2	0.11	9	0.47	38	2.0	
0	MITCHELL, Mickey	21-9	318:19	15.2	11-33	.333	1-6	.167	6-10	.600	16	35	51	2.4	46	1	15	0.71	17	0.81	0.88	5	0.24	14	0.67	29	1.4	
30	FEIT, Kyle	6-0	11:11	1.9	2-5	.400	1-4	.250	3-4	.750	0	2	2	0.3	0	0	0	0.00	1	0.17	0.00	0	0.00	0	0.00	8	1.3	
3	CHRISTOPHER, Caleb	9-0	29:20	3.3	1-7	.143	1-2	.500	3-4	.750	1	2	3	0.3	3	0	0	0.00	3	0.33	0.00	0	0.00	1	0.11	6	0.7	
25	FOGERTY, Grant	5-0	06:09	1.2	0-0	.000	0-0	.000	1-2	.500	0	1	1	0.2	0	0	0	0.00	0	0.00	0.00	0	0.00	1	0.20	1	0.2	
15	OLMSTED, John	4-0	05:04	1.3	0-1	.000	0-0	.000	0-0	.000	1	2	3	0.8	0	0	1	0.25	0	0.00	1.00	0	0.00	0	0.00	0	0.0	
22	ALLEN, Andre	4-0	12:38	3.2	0-0	.000	0-0	.000	0-0	.000	0	4	4	1.0	2	0	0	0.00	0	0.00	0.00	0	0.00	0	0.00	0	0.0	
12	BURNO, Micah	5-0	05:45	1.2	0-0	.000	0-0	.000	0-0	.000	0	0	0	0.0	1	0	0	0.00	1	0.20	0.00	0	0.00	1	0.20	0	0.0	
Total		29	5800		759-1764	.430	209-643	.325	395-574	.688	285	755	1040	35.9	537	9	313	10.79	385	13.28	0.81	97	3.34	228	7.86	2122	73.2	
Opponents		29	5800		713-1666	.428	211-635	.332	383-572	.670	295	806	1101	38.0	535	13	360	12.41	475	16.38	0.76	109	3.76	189	6.52	2020	69.7	

**Score by Periods**

Team	1st	2nd	OT	TOT
Arizona St.	969	1153	0	2122
Opponents	961	1059	0	2020



# 2019-20 Arizona St. Men's Basketball Combined Team Statistics All games

Page 1/1  
as of Mar 01, 2020

## Game Records

Record	Overall	Home	Away	Neutral
ALL GAMES	19-10	12-2	6-5	1-3
CONFERENCE	10-6	6-1	4-5	0-0
NON-CONFERENCE	9-4	6-1	2-0	1-3

## Score by Periods

Team	1st	2nd	OT	TOT
Arizona St.	969	1153	0	2122
Opponents	961	1059	0	2020

## Team Box Score

No.	Player				Total		3-Point		F-Throw		Rebounds											
		GP-GS	MIN	AVG	FG-FGA	FG%	3FG-FGA	3FG%	FT-FTA	FT%	OFF	DEF	TOT	AVG	PF	DQ	A	TO	BLK	STL	PTS	AVG
1	MARTIN, Remy	29-29	976:11	33.7	197-443	.445	60-171	.351	115-150	.767	13	78	91	3.1	45	0	115	92	1	46	569	19.6
11	VERGE JR. , Alonzo	26-9	684:54	26.3	143-331	.432	17-68	.250	66-89	.742	18	71	89	3.4	43	1	59	54	3	34	369	14.2
2	EDWARDS, Rob	29-26	823:06	28.4	106-284	.373	67-182	.368	48-65	.738	14	86	100	3.4	62	1	18	53	2	27	327	11.3
23	WHITE, Romello	28-27	800:28	28.6	107-183	.585	0-0	.000	73-110	.664	77	178	255	9.1	70	2	26	57	33	13	287	10.3
4	LAWRENCE, Kimani	28-21	487:36	17.4	50-122	.410	14-54	.259	21-41	.512	26	48	74	2.6	54	1	12	22	9	17	135	4.8
35	CHERRY, Taeshon	23-11	429:04	18.7	37-109	.339	14-60	.233	9-18	.500	23	51	74	3.2	71	3	12	14	10	10	97	4.2
10	HOUSE, Jaelen	28-0	460:19	16.4	34-120	.283	16-58	.276	33-43	.767	10	45	55	2.0	50	0	34	25	2	37	117	4.2
24	GRAHAM, Jalen	26-2	290:37	11.2	39-56	.696	0-0	.000	4-12	.333	33	42	75	2.9	45	0	10	21	28	6	82	3.2
20	THOMAS, Khalid	22-3	187:26	8.5	20-38	.526	11-24	.458	6-11	.545	7	23	30	1.4	13	0	4	3	2	12	57	2.6
5	VALTONEN, Elias	19-8	271:52	14.3	12-32	.375	7-14	.500	7-15	.467	4	31	35	1.8	32	0	7	10	2	9	38	2.0
0	MITCHELL, Mickey	21-9	318:19	15.2	11-33	.333	1-6	.167	6-10	.600	16	35	51	2.4	46	1	15	17	5	14	29	1.4
30	FEIT, Kyle	6-0	11:11	1.9	2-5	.400	1-4	.250	3-4	.750	0	2	2	0.3	0	0	0	1	0	0	8	1.3
3	CHRISTOPHER, Caleb	9-0	29:20	3.3	1-7	.143	1-2	.500	3-4	.750	1	2	3	0.3	3	0	0	3	0	1	6	0.7
25	FOGERTY, Grant	5-0	06:09	1.2	0-0	.000	0-0	.000	1-2	.500	0	1	1	0.2	0	0	0	0	0	1	1	0.2
15	OLMSTED, John	4-0	05:04	1.3	0-1	.000	0-0	.000	0-0	.000	1	2	3	0.8	0	0	1	0	0	0	0	0.0
22	ALLEN, Andre	4-0	12:38	3.2	0-0	.000	0-0	.000	0-0	.000	0	4	4	1.0	2	0	0	0	0	0	0	0.0
12	BURNO, Micah	5-0	05:45	1.2	0-0	.000	0-0	.000	0-0	.000	0	0	0	0.0	1	0	0	1	0	1	0	0.0
Team											42	56	98					12				
Total		29	5800		759-1764	.430	209-643	.325	395-574	.688	285	755	1040	35.9	537	9	313	385	97	228	2122	73.2
Opponents		29	5800		713-1666	.428	211-635	.332	383-572	.670	295	806	1101	38.0	535	13	360	475	109	189	2020	69.7

## Team Statistics

	ASU	OPP
<b>Scoring</b>	<b>2122</b>	<b>2020</b>
Points per game	73.2	69.7
Scoring margin	+3.5	-
<b>Field goals-att</b>	<b>759-1764</b>	<b>713-1666</b>
Field goal pct	.430	.428
<b>3 point fg-att</b>	<b>209-643</b>	<b>211-635</b>
3-point FG pct	.325	.332
3-pt FG made per game	7.2	7.3
<b>Free throws-att</b>	<b>395-574</b>	<b>383-572</b>
Free throw pct	.688	.670
F-Throws made per game	13.6	13.2
<b>Rebounds</b>	<b>1040</b>	<b>1101</b>
Rebounds per game	35.9	38.0
Rebounding margin	-2.1	-
<b>Assists</b>	<b>313</b>	<b>360</b>
Assists per game	10.8	12.4
<b>Turnovers</b>	<b>385</b>	<b>475</b>
Turnovers per game	13.3	16.4
Turnover margin	+3.1	-
Assist/turnover ratio	0.8	0.8
<b>Steals</b>	<b>228</b>	<b>189</b>
Steals per game	7.9	6.5
<b>Blocks</b>	<b>97</b>	<b>109</b>
Blocks per game	3.3	3.8
<b>Winning streak</b>	<b>0</b>	<b>-</b>
Home win streak	6	-
<b>Attendance</b>	<b>129361</b>	<b>69951</b>
Home games-Avg/Game	14-9240	11-6359
Neutral site-Avg/Game	-	4-6181

## Team Results

Date	Opponent		Score	Att.
11/08/2019	vs Colorado	L	71-81	4328
11/14/2019	Central Conn. St.	W	90-49	7496
11/17/2019	Rider	W	92-55	7472
11/23/2019	vs St. John's (NY)	W	80-67	7682
11/24/2019	vs Virginia	L	45-48	5822
11/26/2019	at Princeton	W	67-65	2727
12/03/2019	at San Francisco	W	71-67	2892
12/07/2019	Louisiana	W	77-65	7685
12/11/2019	Prairie View	W	88-79	6889
12/14/2019	Georgia	W	79-59	9067
12/18/2019	vs Saint Mary's (CA)	L	56-96	6892
12/21/2019	Creighton	L	60-67	9395
12/28/2019	Texas Southern	W	98-81	8795
01/04/2020	at Arizona	L	47-75	14644
01/09/2020	at Oregon St.	W	82-76	4828
01/11/2020	at Oregon	L	69-78	9213
01/16/2020	Colorado	L	61-68	9479
01/18/2020	Utah	W	83-64	9608
01/25/2020	Arizona	W	66-65	13500
01/29/2020	at Washington St.	L	65-67	2811
02/01/2020	at Washington	W	87-83	9066
02/06/2020	UCLA	W	84-66	7708
02/08/2020	Southern California	W	66-64	9628
02/13/2020	at Stanford	W	74-69	3312
02/16/2020	at California	W	80-75	6046
02/20/2020	Oregon	W	77-72	12951
02/22/2020	Oregon St.	W	74-73	9688
02/27/2020	at UCLA	L	72-75	9626
02/29/2020	at Southern California	L	61-71	4786





**2019-20 Arizona St. Men's Basketball  
Team Game-by-Game  
All games**

Page 1/1  
as of Mar 01, 2020

				Total		3-Pointers		Free throws		Rebounds											
Opponent	Date	Score		FG-FGA	PCT	3FG-FGA	PCT	FT-FTA	PCT	OFF	DEF	TOT	AVG	PF	A	TO	BLK	STL	PTS	AVG	
vs Colorado	11/08/2019	71-81	L	25-65	.385	8-20	.400	13-18	.722	6	30	36	36.0	24	12	16	6	10	71	71.0	
Central Conn. St.	11/14/2019	90-49	W	29-65	.446	7-27	.259	25-33	.758	12	34	46	41.0	18	19	12	5	14	90	80.5	
Rider	11/17/2019	92-55	W	35-82	.427	10-32	.313	12-20	.600	15	30	45	42.3	18	15	7	6	16	92	84.3	
vs St. John's (NY)	11/23/2019	80-67	W	28-61	.459	5-19	.263	19-26	.731	11	28	39	41.5	19	9	13	4	6	80	83.3	
vs Virginia	11/24/2019	45-48	L	17-42	.405	5-19	.263	6-10	.600	4	22	26	38.4	13	7	15	2	8	45	75.6	
at Princeton	11/26/2019	67-65	W	24-53	.453	8-16	.500	11-17	.647	4	24	28	36.7	15	10	8	1	5	67	74.2	
at San Francisco	12/03/2019	71-67	W	26-62	.419	5-12	.417	14-19	.737	8	34	42	37.4	16	9	12	2	7	71	73.7	
Louisiana	12/07/2019	77-65	W	28-67	.418	6-26	.231	15-22	.682	16	26	42	38.0	18	13	12	1	10	77	74.1	
Prairie View	12/11/2019	88-79	W	23-51	.451	5-17	.294	37-51	.725	8	26	34	37.6	25	9	13	4	8	88	75.7	
Georgia	12/14/2019	79-59	W	33-67	.493	6-25	.240	7-16	.438	11	31	42	38.0	18	12	17	1	9	79	76.0	
vs Saint Mary's (CA)	12/18/2019	56-96	L	23-64	.359	3-22	.136	7-8	.875	10	23	33	37.5	20	4	15	3	5	56	74.2	
Creighton	12/21/2019	60-67	L	23-65	.354	7-26	.269	7-10	.700	11	26	37	37.5	14	11	11	3	5	60	73.0	
Texas Southern	12/28/2019	98-81	W	36-63	.571	12-25	.480	14-21	.667	10	22	32	37.1	19	19	16	1	13	98	74.9	
at Arizona	01/04/2020	47-75	L	18-59	.305	3-21	.143	8-19	.421	9	26	35	36.9	22	2	15	5	4	47	72.9	
at Oregon St.	01/09/2020	82-76	W	29-60	.483	8-16	.500	16-24	.667	9	29	38	37.0	24	13	12	3	10	82	73.5	
at Oregon	01/11/2020	69-78	L	23-59	.390	9-29	.310	14-16	.875	10	18	28	36.4	18	12	9	2	4	69	73.3	
Colorado	01/16/2020	61-68	L	24-70	.343	6-23	.261	7-11	.636	17	25	42	36.8	22	10	14	7	3	61	72.5	
Utah	01/18/2020	83-64	W	30-58	.517	11-18	.611	12-18	.667	8	22	30	36.4	16	15	13	6	6	83	73.1	
Arizona	01/25/2020	66-65	W	28-72	.389	6-29	.207	4-9	.444	12	29	41	36.6	15	13	12	5	8	66	72.7	
at Washington St.	01/29/2020	65-67	L	26-63	.413	5-19	.263	8-15	.533	14	28	42	36.9	15	9	21	4	8	65	72.4	
at Washington	02/01/2020	87-83	W	26-57	.456	8-28	.286	27-33	.818	10	32	42	37.1	26	9	19	2	8	87	73.0	
UCLA	02/06/2020	84-66	W	29-58	.500	14-24	.583	12-17	.706	5	31	36	37.1	14	16	9	4	4	84	73.5	
Southern California	02/08/2020	66-64	W	21-67	.313	8-25	.320	16-20	.800	17	25	42	37.3	17	7	16	5	12	66	73.2	
at Stanford	02/13/2020	74-69	W	29-53	.547	5-16	.313	11-16	.688	9	21	30	37.0	19	9	20	0	5	74	73.3	
at California	02/16/2020	80-75	W	26-53	.491	7-15	.467	21-30	.700	6	25	31	36.8	18	8	9	4	5	80	73.5	
Oregon	02/20/2020	77-72	W	29-60	.483	8-21	.381	11-21	.524	11	27	38	36.8	16	17	13	1	9	77	73.7	
Oregon St.	02/22/2020	74-73	W	26-53	.491	7-25	.280	15-20	.750	10	18	28	36.5	16	10	12	4	8	74	73.7	
at UCLA	02/27/2020	72-75	L	26-57	.456	10-19	.526	10-11	.909	6	21	27	36.1	21	6	14	4	9	72	73.6	
at Southern California	02/29/2020	61-71	L	19-58	.328	7-29	.241	16-23	.696	6	22	28	35.9	21	8	10	2	9	61	73.2	
Total		2122		759-1764	.430	209-643	.325	395-574	.688	285	755	1040	35.9	537	313	385	97	228	2122	73.2	
Opponents		2020		713-1666	.428	211-635	.332	383-572	.670	295	806	1101	38.0	535	360	475	109	189	2020	69.7	

**Arizona St. Averages**

Games Played	Points/game	FG Pct	3FG Pct	FT Pct	Rebounds/game	Assists/game	Turnovers/game	Assist/Turnover ratio	Steals/game	Blocks/game
29	73.2	43.0	32.5	68.8	35.9	10.8	13.3	0.8	7.9	3.3



**2019-20 Arizona St. Men's Basketball**  
**Points-rebounds-assists**  
**All games**

Page 1/2  
as of Mar 01, 2020

Opponent	Date	Score		0 MITCHELL,M	1 MARTIN,REM	2 EDWARDS,RO	3 CHRISTOPHE	4 LAWRENCE,K	5 VALTONEN,E	10 HOUSE,JAEL	11 VERGE JR.	12 BURN, MICA	15 OLMSTED,JO	20 THOMAS,KHA
vs CU	11/08/2019	71-81	L	DNP	23-9-8	20-1-0	DNP	10-6-0	1-4-0	7-1-1	4-6-2	DNP	DNP	0-1-0
CCSU	11/14/2019	90-49	W	DNP	14-2-3	23-4-1	4-2-0	6-5-1	1-3-0	14-4-5	10-2-5	0-0-0	0-0-0	0-2-0
Rider	11/17/2019	92-55	W	DNP	20-3-3	5-3-0	0-0-0	2-2-0	6-3-1	20-5-2	11-6-4	0-0-0	0-2-1	2-0-0
vs SJU	11/23/2019	80-67	W	DNP	19-4-2	13-7-0	0-0-0	1-1-0	10-2-2	11-6-3	DNP	0-0-0	DNP	0-0-0
vs UVa	11/24/2019	45-48	L	DNP	21-1-3	10-6-0	DNP	0-3-0	0-3-0	0-4-3	DNP	DNP	DNP	0-0-1
at PU	11/26/2019	67-65	W	DNP	33-4-3	3-1-1	DNP	0-0-0	4-3-0	2-5-2	DNP	DNP	DNP	14-2-1
at USF	12/03/2019	71-67	W	DNP	14-6-5	5-5-0	DNP	7-2-0	6-2-0	0-1-1	3-1-2	DNP	DNP	3-5-0
LA	12/07/2019	77-65	W	DNP	15-1-4	17-5-1	DNP	2-3-0	0-2-2	9-4-1	4-3-2	DNP	DNP	2-3-0
PVAM	12/11/2019	88-79	W	0-0-0	21-3-3	14-1-0	DNP	4-1-1	5-3-0	5-1-2	20-4-2	DNP	DNP	2-2-0
UGa	12/14/2019	79-59	W	0-0-0	23-3-6	5-5-0	0-0-0	11-2-0	0-3-0	2-1-3	15-5-2	DNP	DNP	0-0-0
vs SMC	12/18/2019	56-96	L	0-5-1	0-1-1	0-4-0	DNP	0-1-0	0-2-0	0-1-0	43-3-2	DNP	DNP	0-0-0
CU	12/21/2019	60-67	L	0-1-0	7-5-7	2-2-1	DNP	DNP	0-1-0	3-2-1	19-4-0	DNP	DNP	3-0-0
TSU	12/28/2019	98-81	W	4-4-2	23-5-5	1-3-0	DNP	11-3-1	0-1-1	20-2-1	23-6-7	DNP	DNP	6-2-0
at UA	01/04/2020	47-75	L	2-3-0	20-3-1	2-2-0	0-0-0	8-5-0	DNP	3-4-0	8-2-1	DNP	DNP	DNP
at OSU	01/09/2020	82-76	W	2-4-2	24-0-3	18-4-2	DNP	9-5-0	0-0-0	1-1-1	7-4-5	DNP	DNP	DNP
at Oregon	01/11/2020	69-78	L	2-4-0	29-3-6	11-2-0	DNP	6-3-1	DNP	9-1-1	0-3-3	DNP	DNP	DNP
CU	01/16/2020	61-68	L	0-2-0	25-7-6	8-1-1	DNP	0-3-0	DNP	0-3-1	7-2-0	DNP	DNP	DNP
Utah	01/18/2020	83-64	W	0-3-0	20-1-6	24-1-2	2-0-0	5-3-1	3-1-0	DNP	9-3-3	0-0-0	0-0-0	0-0-0
UA	01/25/2020	66-65	W	0-2-0	24-3-4	15-7-1	DNP	0-1-1	DNP	0-0-0	13-4-2	DNP	DNP	DNP
at WSU	01/29/2020	65-67	L	0-0-0	12-5-2	11-1-1	0-1-0	4-3-0	0-1-0	1-0-0	11-2-1	DNP	DNP	0-3-1
at UW	02/01/2020	87-83	W	0-2-2	19-3-1	18-4-2	DNP	0-5-0	DNP	0-0-1	18-5-2	DNP	DNP	10-2-0
UCLA	02/06/2020	84-66	W	2-1-3	15-2-7	13-5-2	0-0-0	11-2-1	DNP	0-0-0	26-1-2	0-0-0	0-1-0	9-2-0
USC	02/08/2020	66-64	W	2-1-0	22-5-3	11-4-0	DNP	0-3-3	DNP	0-5-0	16-1-0	DNP	DNP	5-1-1
at Stan	02/13/2020	74-69	W	0-3-0	24-2-2	4-4-0	DNP	11-1-0	2-1-1	3-0-0	19-7-4	DNP	DNP	DNP
at Cal	02/16/2020	80-75	W	8-3-0	22-1-5	7-4-0	DNP	7-1-0	0-0-0	0-0-0	22-6-2	DNP	DNP	DNP
Oregon	02/20/2020	77-72	W	4-7-2	11-3-5	24-4-1	0-0-0	1-2-0	0-0-0	1-0-4	26-3-3	DNP	DNP	0-1-0
OSU	02/22/2020	74-73	W	0-2-1	17-3-4	10-3-1	DNP	14-6-2	DNP	1-2-0	17-1-1	DNP	DNP	0-0-0
at UCLA	02/27/2020	72-75	L	0-3-1	30-2-3	23-3-0	DNP	3-1-0	DNP	0-1-0	12-4-2	DNP	DNP	0-3-0
at USC	02/29/2020	61-71	L	3-1-1	22-1-4	10-4-1	DNP	2-1-0	DNP	5-1-1	6-1-0	DNP	DNP	1-1-0



**2019-20 Arizona St. Men's Basketball**  
**Points-rebounds-assists**  
**All games**

Page 2/2  
as of Mar 01, 2020

Opponent	Date	Score		22 ALLEN,ANDR	23 WHITE,ROME	24 GRAHAM,JAL	25 FOGERTY,GR	30 FEIT,KYLE	35 CHERRY,TAE
vs CU	11/08/2019	71-81	L	0-2-0	DNP	6-3-1	DNP	DNP	DNP
CCSU	11/14/2019	90-49	W	0-1-0	2-11-1	10-4-3	1-0-0	1-1-0	4-2-0
Rider	11/17/2019	92-55	W	0-1-0	11-7-1	4-4-0	0-0-0	5-0-0	6-3-3
vs SJU	11/23/2019	80-67	W	0-0-0	15-9-0	4-4-0	0-0-0	2-0-0	5-3-2
vs UVa	11/24/2019	45-48	L	DNP	10-3-0	2-0-0	DNP	DNP	2-1-0
at PU	11/26/2019	67-65	W	DNP	11-9-3	0-1-0	DNP	DNP	0-1-0
at USF	12/03/2019	71-67	W	DNP	14-11-0	9-4-1	DNP	DNP	10-3-0
LA	12/07/2019	77-65	W	DNP	19-14-0	0-2-1	DNP	DNP	9-2-2
PVAM	12/11/2019	88-79	W	DNP	14-16-1	0-1-0	DNP	DNP	3-0-0
UGa	12/14/2019	79-59	W	DNP	18-17-1	0-1-0	DNP	DNP	5-3-0
vs SMC	12/18/2019	56-96	L	DNP	5-12-0	0-1-0	DNP	0-1-0	8-0-0
CU	12/21/2019	60-67	L	DNP	18-12-2	DNP	DNP	DNP	8-6-0
TSU	12/28/2019	98-81	W	DNP	2-0-1	DNP	DNP	DNP	8-5-1
at UA	01/04/2020	47-75	L	DNP	0-5-0	4-2-0	DNP	DNP	0-4-0
at OSU	01/09/2020	82-76	W	DNP	12-9-0	6-5-0	DNP	DNP	3-3-0
at Oregon	01/11/2020	69-78	L	DNP	7-9-1	2-0-0	DNP	DNP	3-0-0
CU	01/16/2020	61-68	L	DNP	19-10-1	0-2-0	DNP	DNP	2-8-1
Utah	01/18/2020	83-64	W	DNP	5-4-1	4-3-1	0-1-0	0-0-0	11-5-1
UA	01/25/2020	66-65	W	DNP	6-4-2	4-7-2	DNP	DNP	4-5-1
at WSU	01/29/2020	65-67	L	DNP	15-11-4	9-6-0	DNP	DNP	2-5-0
at UW	02/01/2020	87-83	W	DNP	18-7-1	4-7-0	DNP	DNP	0-3-0
UCLA	02/06/2020	84-66	W	DNP	8-16-1	DNP	0-0-0	0-0-0	0-2-0
USC	02/08/2020	66-64	W	DNP	7-10-0	2-2-0	DNP	DNP	1-6-0
at Stan	02/13/2020	74-69	W	DNP	5-6-1	6-5-1	DNP	DNP	DNP
at Cal	02/16/2020	80-75	W	DNP	10-10-1	4-5-0	DNP	DNP	DNP
Oregon	02/20/2020	77-72	W	DNP	8-11-2	2-1-0	DNP	DNP	DNP
OSU	02/22/2020	74-73	W	DNP	15-7-1	0-0-0	DNP	DNP	DNP
at UCLA	02/27/2020	72-75	L	DNP	4-6-0	0-3-0	DNP	DNP	DNP
at USC	02/29/2020	61-71	L	DNP	9-9-0	0-2-0	DNP	DNP	3-4-1



**2019-20 Arizona St. Men's Basketball**  
**Season Box - Average per 40 Minutes**  
**All games**

Page 1/1  
as of Mar 01, 2020

##	Player	min	fgm	fga	pct	3fgm	3fga	pct	ftm	fta	pct	oreb	dreb	treb	pf	a	to	blk	stl	pts
22	ALLEN, Andre	40	0.0	0.0	.000	0.0	0.0	.000	0.0	0.0	.000	0.0	12.7	12.7	6.3	0.0	0.0	0.0	0.0	0.0
12	BURNO, Micah	40	0.0	0.0	.000	0.0	0.0	.000	0.0	0.0	.000	0.0	0.0	0.0	7.0	0.0	7.0	0.0	7.0	0.0
35	CHERRY, Taeshon	40	3.4	10.2	.339	1.3	5.6	.233	0.8	1.7	.500	2.1	4.8	6.9	6.6	1.1	1.3	0.9	0.9	9.0
3	CHRISTOPHER, Caleb	40	1.4	9.5	.143	1.4	2.7	.500	4.1	5.5	.750	1.4	2.7	4.1	4.1	0.0	4.1	0.0	1.4	8.2
2	EDWARDS, Rob	40	5.2	13.8	.373	3.3	8.8	.368	2.3	3.2	.738	0.7	4.2	4.9	3.0	0.9	2.6	0.1	1.3	15.9
30	FEIT, Kyle	40	7.2	17.9	.400	3.6	14.3	.250	10.7	14.3	.750	0.0	7.2	7.2	0.0	0.0	3.6	0.0	0.0	28.6
25	FOGERTY, Grant	40	0.0	0.0	.000	0.0	0.0	.000	6.5	13.0	.500	0.0	6.5	6.5	0.0	0.0	0.0	0.0	6.5	6.5
24	GRAHAM, Jalen	40	5.4	7.7	.696	0.0	0.0	.000	0.6	1.7	.333	4.5	5.8	10.3	6.2	1.4	2.9	3.9	0.8	11.3
10	HOUSE, Jaelen	40	3.0	10.4	.283	1.4	5.0	.276	2.9	3.7	.767	0.9	3.9	4.8	4.3	3.0	2.2	0.2	3.2	10.2
4	LAWRENCE, Kimani	40	4.1	10.0	.410	1.1	4.4	.259	1.7	3.4	.512	2.1	3.9	6.1	4.4	1.0	1.8	0.7	1.4	11.1
1	MARTIN, Remy	40	8.1	18.2	.445	2.5	7.0	.351	4.7	6.1	.767	0.5	3.2	3.7	1.8	4.7	3.8	0.0	1.9	23.3
0	MITCHELL, Mickey	40	1.4	4.1	.333	0.1	0.8	.167	0.8	1.3	.600	2.0	4.4	6.4	5.8	1.9	2.1	0.6	1.8	3.6
15	OLMSTED, John	40	0.0	7.9	.000	0.0	0.0	.000	0.0	0.0	.000	7.9	15.8	23.7	0.0	7.9	0.0	0.0	0.0	0.0
20	THOMAS, Khalid	40	4.3	8.1	.526	2.3	5.1	.458	1.3	2.3	.545	1.5	4.9	6.4	2.8	0.9	0.6	0.4	2.6	12.2
5	VALTONEN, Elias	40	1.8	4.7	.375	1.0	2.1	.500	1.0	2.2	.467	0.6	4.6	5.1	4.7	1.0	1.5	0.3	1.3	5.6
11	VERGE JR. , Alonzo	40	8.4	19.3	.432	1.0	4.0	.250	3.9	5.2	.742	1.1	4.1	5.2	2.5	3.4	3.2	0.2	2.0	21.6
23	WHITE, Romello	40	5.3	9.1	.585	0.0	0.0	.000	3.6	5.5	.664	3.8	8.9	12.7	3.5	1.3	2.8	1.6	0.6	14.3

Note: All statistics are pro-rated based on an average per 40-minute game.



# Competition Under Coach Hurley

A photograph of Coach Bobby Hurley, a man with grey hair, wearing a white shirt and a yellow patterned tie, standing with his arms crossed on a basketball court. The background is a blurred crowd of spectators.

**WE WILL  
CONTINUE TO  
SEEK OUT THE  
OPPORTUNITY  
TO COMPETE  
AGAINST THE  
BEST.**

**BOBBY HURLEY**  
HEAD COACH // SUN DEVIL HOOPS

Coach Bobby Hurley and his staff have played non-conference games against some of the best and have proven they are not afraid to go on the road. Expect the effort to schedule the best to continue. In his first five years he has played road games all over the nation against all conferences with trips to Creighton, Georgia, Kansas, Kentucky, Princeton, San Diego State, San Francisco, UNLV and Vanderbilt.

## SUN DEVIL TEAMS PLAYED OR TO BE PLAYED SINCE HIRING OF BOBBY HURLEY

Creighton (Big East)	Nevada (MWC)	UNLV (MWC)
Georgia (SEC)	NC State (ACC)	Utah State (MWC)
Kansas (Big 12)	Purdue (Big 10)	Vanderbilt (SEC)
Kansas State (Big 12)	San Diego State (MWC)	Virginia (ACC)
Kentucky (SEC)	St. John's (Big East)	Xavier (Big East)
Marquette (Big East)	St. Mary's (WCC)	
Mississippi State (SEC)	Texas A&M (SEC)	



# Sun Devil Men's Basketball Head Coach Bobby Hurley

## SUN DEVIL NOTABLES UNDER HEAD COACH BOBBY HURLEY



Hurley coaching courtside against No. 1 Kansas.


- Named 14th men's basketball coach of ASU on April 9, 2015.
- Sun Devils matched highest ranking in school history (third) in December of 2017.
- Finished second in Pac-12 in 2018-19 (12-6) for just the fourth time in school history (41 seasons).
- Defeated No. 1 Kansas on Dec. 22, 2018, the program's only home victory against the nation's top-ranked team.
- Notched its first NCAA Tournament win since 2009 and posted 23 wins for just the eighth time in school history in 2018-19.
- Prior to its past two NCAA appearances, ASU had made the NCAA Tournament three times in the previous 22 seasons (1996-2017).
- ASU has averaged 80.04 points per game the past two seasons, tops in the Pac-12.
- ASU had not made March Madness in back-to-back years since 1980-81, yet now ASU is the only Pac-12 school to make the NCAAs the last two seasons.
- Won exempt tournaments in November of 2017 and 2018 after not winning one since November of 1994.
- In 2017-18 ASU averaged a school-record 10,603 fans, as the 4,103 extra bodies from 2016-17 to 2017-18 was the second-best increase in all of college hoops.



Hurley celebrating with the team after beating No.1 Kansas in 2018.




# 2019-20 SUN DEVIL TV ROSTER



**00 MICKEY MITCHELL**  
F 6-7 225 SR  
Orlando, FL



**1 REMY MARTIN**  
G 6-0 175 JR  
Chatsworth, CA



**2 ROB EDWARDS**  
G 6-5 205 SR  
Detroit, MI




**3 CALEB CHRISTOPHER**  
G 6-1 180 FR  
Carson, CA




**4 KIMANI LAWRENCE**  
F 6-8 220 JR  
Providence, RI



**5 ELIAS VALTONEN**  
G 6-7 195 SO  
Eura, Finland



**10 JAELEN HOUSE**  
G 6-2 160 FR  
Phoenix, AZ




**11 ALONZO VERGE, JR.**  
G 6-3 165 JR  
Chicago, IL




**12 MICAH BURNO**  
G 6-0 180 FR  
Scottsdale, AZ



**15 JOHN OLMSTED**  
F 6-10 215 FR  
Morenci, AZ



**20 KHALID THOMAS**  
F 6-9 210 JR  
Portland, OR



**22 ANDRE ALLEN**  
F 6-9 210 JR  
Los Angeles, CA



**23 ROMELLO WHITE**  
F 6-8 245 JR  
Atlanta, GA



**24 JALEN GRAHAM**  
F 6-9 205 FR  
Phoenix, AZ



**25 GRANT FOGERTY**  
G 6-0 175 SR  
Scottsdale, AZ



**30 KYLE FEIT**  
G 6-4 190 SO  
West Palm Beach, FL



**35 TAESHON CHERRY**  
F 6-8 210 SO  
El Cajon, CA