

## ASU 2019-2020 SCHEDULE

Date Opp. (TV/Radio).....FINAL/TIP

11/9 Colorado (ESPN2)..... L, 71-81

### AIR FORCE RESERVE TIP-OFF/TEMPE

11/14 CCSU (P12/92.3 FM)..... W, 90-49

11/17 Rider (P12/620 AM)..... W, 92-55

### AIR FORCE RESERVE TIP-OFF/CONN

11/23 St. John's (ESPN3/620 AM) W, 80-67

11/24 #7 UVA (ESPN/620 AM) ..... L, 45-48

11/26 @Princeton (ESPN+/620).... W, 67-65

12/3 @San Fran (CBSSN/98.7).... W, 71-67

12/7 Louisiana (P12/620 AM)..... W, 77-65

12/11 Prairie View (P12/620 AM) .. W, 88-79

12/14 Georgia (P12/620 AM)..... W, 79-59

12/18 St. Mary's (PHX) (P12/98.7) . L, 56-96

12/21 Creighton (P12/620 AM)..... L, 60-67

12/28 TX-South. (P12/98.7 FM)..... W, 98-81

1/4 @#25 Arizona (P12/98.7 FM)L, 47-75

1/9 @Oregon St. (ESPN/98.7) W, 82-76

1/11 @#9 Oregon (P12/98.7 FM) . L, 69-78

1/16 #20 Colorado (ESPN2/98.7) L, 61-68

1/18 Utah (P12/620 AM)..... W, 83-64

1/25 #22 Arizona (P12/98.7 FM) . W, 66-65

1/29 @WSU(ESPN/98.7 FM) ..... L, 65-67

2/1 @Washington (P12/98.7 FM) 7:30 PT

2/6 UCLA (ESPN2/98.7 FM) ..... 9

2/8 USC (FS1/620 AM)..... 8

2/13 @Stanford (ESPN2/U)..... 8 PT

2/16 @California (ESPN/98.7) ..... 3 PT

2/20 Oregon (ESPN2/U)..... 7

2/22 Oregon St. (ESPN2/U)..... 6

2/27 @UCLA (P12) ..... 8 PT

2/29 @USC (ESPN2/U)..... 5 PT

3/5 Washington (ESPN2/U)..... 7

3/7 Washington State (P12) ..... 4:30

3/11 Pac-12 Tournament..... Las Vegas

### TURNED IT AROUND FAST

Buffalo was 285-369 (.436) in 22 seasons after going Division I (1991-2013). The Bulls were 42-20 (.677) in Coach Hurley's two seasons. He is 127-86 in seven years as a head coach and 85-66 at ASU.

**FINAL FOUR TRIVIA:** Coach Hurley is one of four current head coaches who won a Final Four MOP. Juan Dixon (2002), Danny Manning (1988) and Patrick Ewing (1984) are the others.

# SUN DEVIL

## M E N ' S B A S K E T B A L L

### @SUNDEVILHOOPS (12-8; 3-4) PLAYS HUSKIES SATURDAY NIGHT ON PAC-12 NETWORK

Sat., Feb. 1 - at Washington 7:30 p.m. PT/Pac-12/98.7 FM ASU won only meeting last year

Thur. Feb. 6 - UCLA 9 p.m./ESPN2/98.7 FM ASU two straight Ws over UCLA

Sat., Feb. 8 - USC 8 p.m./FS1/620 AM ASU 10-1 vs. USC in Tempe past 11

The Arizona State Sun Devil men's hoops team (12-8; 3-4) -- coming off back-to-back NCAA Tournaments for the first time since 1980-81 and the only Pac-12 team to make the NCAAs the past two seasons -- tries to bounce back after 67-65 final shot loss at Washington State on Wednesday when it plays at Washington in a Pac-12 Network game tipping at 7:30 p.m. PT with Aaron Goldsmith and Bill Walton on the call. Prior to its past two NCAA appearances under Bobby Hurley, ASU had made the NCAA Tournament three times in previous 22 seasons (1996-2017). Quick stats: Remy Martin is the only Pac-12 player since 1996-97 to open conference play with six straight games of 20+ points (streak ended Wednesday at WSU), while ASU is 17-5 when Rob Edwards scores 13 in his two seasons (11-2 when he scores 15). Also UW only had three Pac-12 losses last year, and ASU was one of them (game was in Tempe).

**THIS IS US:** ASU will try to do what it has done very well the past two seasons, and that is bounce back from a loss, as the Sun Devils are 14-3 (.824) in the past two seasons after a loss, including 5-2 this year.

**THIS IS US, PART II:** ASU has 24 wins (11 on the road) when trailing at the half under Bobby Hurley in five seasons, after going 12-64 (.157) the previous five seasons. It did it seven times in 2017-18 and did it in 2018-19 at Georgia, vs. No. 1 Kansas, at California, at UCLA, vs. Cal and at Oregon State. This year it has halftime comeback wins over St. John's, at Princeton vs. No. 22 Arizona. ASU actually trailed Arizona 37-15 with just over five minutes remaining in the first half before closing the gap to 43-30 at the half and then scored first 10 points of second half. The 22-point comeback matches what is believed to be the biggest in Pac-12 history.

**PAC-12 STAT STUFF:** ASU leads the Pac-12 in steals at 7.95 per game (159 in 20 games) while its turnover margin (+3.53) is second behind only Washington State (+4.23)...Remy Martin is second in the league in scoring at 19.35 points per game and second in steals (1.80 per game with 36 on the year)...Romello White leads the Pac-12 in rebounding at 9.11 per game and field goal percentage at .645. His seven double-doubles is tied for third in the league while his nine double-digit rebounding games is tied for league lead...Remy leads the Pac-12 at 22.0 points per game in conference games and his 13 20-point games is tied for league lead.

**LAST MEETING:** Washington only lost three Pac-12 games last year, but one of them was to ASU as the Sun Devils topped Huskies 75-63 on Feb. 9, tagging UW with its first conference loss and ending its 12-game winning streak. ASU shot 61.7 from the field (29-of-47), its best shooting night in conference play since Feb. 2, 2013. Romello White scored 17 on 8-of-9 shooting and grabbed eight rebounds. ASU was the first opponent to score more than 70 points against Washington in 13 games and held UW to 36.8 percent shooting from the field.

### 60 PERCENT SHOOTING BY ASU IN PAC-10/12 GAME (PAST 13 SEASONS)

.651/28-43 vs. Oregon State (Jan. 8, 2009)

.638/37-58 at Washington (Feb. 2, 2013)

.617/29-47 vs. Washington (Feb. 9, 2019)

.611/22-36 at USC (Jan. 5, 2012)

.600/24-40 vs. UCLA (Feb. 12, 2009)

**ASU MEDIA RELATIONS:** ASU men's basketball SID Doug Tammaro can be reached directly at 480-734-7795 or via e-mail at [tammaro@asu.edu](mailto:tammaro@asu.edu). The ASU website is: [www.TheSunDevils.com](http://www.TheSunDevils.com).

Pos	#	Name	Yr.	Ht./Wt.	2019-2020 SUN DEVIL ROSTER NOTES
F	00	Mickey Mitchell	Sr.	6-7/225	Worked his way back from back injury last year that kept him out all but six games
G	1	Remy Martin	Jr.	6-0/175	One of the most exciting players in the nation who takes and makes the 15-foot jumper
G	2	Rob Edwards	Sr.	6-5/205	Transfer from Cleveland State had solid 2018-19 season after overcoming injuries
G	3	Caleb Christopher	Fr.	6-1/180	Carson (Calif.) product from Mayfair High School
G	4	Kimani Lawrence	Jr.	6-8/220	Can guard 5 positions and play 4 of them
F	5	Elias Valtonen	So.	6-7/210	Solid summer playing overseas
G	10	Jaelen House	Fr.	6-1/160	Combo guard is lightning fast from Shadow Mountain High School/dad is Eddie
G	11	Alonzo Verge Jr.	Jr.	6-3/167	Got a lot of buckets in JC/43 points vs. Saint Mary's on Dec. 18/GW vs. No. 22 UA
G	12	Micah Burno	Fr.	6-0/200	Chaparral High School product
F	15	John Olmsted	Fr.	6-10/215	Walkon with skills and height from Morenci, Ariz.
F	20	Khalid Thomas	Jr.	6-9/210	JC transfer from College of Southern Idaho/Portland product/GW 3PTer at Princeton
F	22	Andre Allen	Jr.	6-9/215	JC transfer from Arizona Western; 13.3 ppg/8.4 rpg last season
F	23	Romello White	Jr.	6-8/220	Three-year starter from Atlanta who played for Jerry Stackhouse in club hoops
F	24	Jalen Graham	Fr.	6-9/220	Long and skilled freshman from Phoenix's Mountain Pointe High School showing flashes
G	25	Grant Fogerty	Sr.	6-0/175	Senior walkon from nearby Desert Mountain HS
F	30	Kyle Feit	So.	6-4/190	IMG Academy (Fla.) walkon who sat last year with injury
F	35	Taeshon Cherry	So.	6-9/220	Sun Devils are 8-0 when he scores in double digits
<b>Head Coach:</b> Bobby Hurley/42-20 at Buffalo (2013-15); 1992 Final Four MOP					
<b>Coaching Staff:</b> Rashon Burno (Associate HC), Eric Brown, Rasheen Davis					
<b>Special Assistant to HC:</b> Ben Wood <b>Operations:</b> Derrick Wrobel					
<b>Sports Performance:</b> Daniel Marshall <b>Trainer:</b> John Anderson					



**GAME #20 -- WASHINGTON STATE 67, ASU 65 (JAN. 29 IN PULL-MAN):** ASU committed 15 first-half turnovers and a season-high 21 for the game but led with 18 seconds left before CJ Ellenby hit a three-pointer with under five seconds left to earn the win, as he posted 27 points and 12 rebounds. Romello White led ASU with 15 points and 11 rebounds but ASU shot just 26-of-63 (.413) but held WSU to 23-of-56 (.411). WSU was 10-of-25 (.400) from three while ASU was 5-of-19 (.263). WSU led by 15 with just over 15 minutes left but ASU went on an 18-3 run to tie it a 51 with 10:47. WSU then went on a 11-2 run to make it 62-53 but ASU went on a 11-0 run to take a lead with 1:14 remaining.

**PAC-12 REFRESHER:** ASU finished second in the Pac-12 for just the fourth time in its 41-year Pac-10/12 history last year (2009-10, 1980-81 and 1979-80). ASU won 12 loop games for just the sixth time.

#### BEST PAC-12 RECORDS

16-2: 1980-81

15-3: 1979-80

12-6: 2018-19, 2009-10, 1994-95, 1982-83

**ROAD:** ASU opened Pac-12 play with three straight on the road for the seventh time in the past 12 seasons and for the third time in Coach Hurley's five seasons (also in 2017-18, 2016-17, 2014-15, 2011-12, 2010-11 and 2008-09). Coach Hurley's squad navigated something similar as in the past three seasons six times teams have opened with five of first seven on the road (as USC did this year). ASU in 2017-18 is the only one of the six to make the NCAA Tournament in that time.

**REMY HEATING UP:** Remy Martin became the 38th member of the Sun Devil 1,000-point club on Jan. 11 as he now has 1,108 career points in 84 career games (13.2 pg). He has 13 20-point games on the year and posted seven straight -- averaging 24.3 points in those seven -- before posting 15 at Washington State on Jan. 29. The seven straight 20-point tilts matched the best by a Sun Devil since Eddie House posted eight in 1999-2000. Remy posted a career-high 33 points at Princeton on Nov. 26 and is averaging 19.4 ppg after averaging 11.3 in his first two years.

#### PAC-12 PLAYERS MOST CONSECUTIVE GAMES 20+ POINTS SINCE 1996-97 (IN ONE SEASON)

11-Ed Gray, CAL (Jan. 9, 1997-Feb. 15, 1997)

9-Landry Fields, STAN (Nov. 24, 2009-Jan. 2, 2010)

9-Brandon Roy, UW (Jan. 26, 2006-Feb. 26, 2006)

8-Tyler Dorsey, UO (March 9, 2017-April 1, 2017)

8-Eddie House, ASU (Dec. 18, 1999-Jan. 15, 2000)

8-Jason Terry, UA (Jan. 28, 1999-Feb. 20, 1999)

**7-Remy Martin, ASU (Dec. 28, 2019-Jan. 25, 2020)**

7-Klay Thompson, WSU (Feb. 17, 2011-Mar. 21, 2011)

7-Luke Ridnour, UO (Feb. 2, 2003-Mar. 13, 2003)

7-Jeremy Veal, ASU (Jan. 24, 1998-Feb. 19, 1998)

7-O.J. Mayo, USC (Feb. 21, 2008-Mar. 13, 2008)

**DARN IT, HE WAS PLAYING WELL:** Junior Romello White sprained his right ankle on Dec. 28 vs. Texas Southern and only played the first eight minutes as his stats took a hit as he played limited minutes at Arizona on Jan. 4. He had 18 points and 17 rebounds in the Georgia win on Dec. 14 and was averaging 14.7 points and 13.7 rebounds and was 32-of-44 (.727) from the field in his previous six games to TSU (Dec. 28).

**SOME SOLID DUBS:** Bobby Hurley has led ASU to a 47-16 regular season non-conference record in his five years, with notable wins over NC State, at Creighton, Texas A&M, UNLV (twice), Stephen F. Austin, Kansas State, Xavier, St. John's (twice plus a NCAA Tournament win), Kansas (twice), Vanderbilt and Georgia (twice).

**ROAD WINS:** ASU's 5-4 Pac-12 road mark last year was its best since the 2009-10 and 2008-09 teams went 5-4 and matched ASU's best Pac-12 road mark in 39 seasons. Last year was only ASU's sixth winning road record since it joined the Pac-10 in 1978-79 (41 seasons). Ned Wulk's 1980-81 (8-1) and 1979-80 (7-2) teams set the bar, while Bill Frieder's 1994-95 Sweet Sixteen team also went 5-4.

**NCAA NOTE:** ASU had been to four NCAA Tournaments (1995, 2003, 2009 and 2014) in 26 seasons (1992-2017) and not been back-to-back since 1980-81. Remy Martin, Kimani Lawrence and Romello White have now gone to the Dance in each of their first two seasons.

**WHO WE LOST:** Three regular rotation players are gone from last year, including All-Pac-12 performers Zylan Cheatham and Lu Dort (Pac-12 Freshman of the Year), as well as De'Quon Lake.

**LOTS OF HOTEL PENS:** ASU played five of its first seven in Shanghai, Connecticut, New Jersey and San Francisco as it spent 17 of its first 32 nights of the season in a hotel and flew 20,134 miles on nine flights. When Coach Hurley took the ASU job in April of 2015 he said ASU was going to play some folks and not be afraid to go on the road. ASU's tally of non-conference states in his five years is at 11 with other trips to the Bahamas (vs. Kentucky) and China. ASU has played non-conference games in New York (MSG and Barclays), Nebraska (Creighton), at Kentucky, Nevada (at UNLV), Florida (Old Spice Classic), California (San Francisco and San Diego State), at Kansas, at Georgia, Tennessee (Vanderbilt) and New Jersey (at Princeton).

**CARRIED LEAGUE:** In Bobby Hurley's first four seasons, ASU led the Pac-12 in wins over ranked out-of-conference teams in the regular season (five) with wins over Kansas (twice), Xavier, Mississippi State and Texas A&M. Four of the wins were away from Tempe. The rest of the league was 15-42 in those four seasons and seven of the teams had one or zero wins.

**ON THE ROAD (AGAIN) TO START PAC-12:** ASU opened Pac-12 on the road for the eighth time in past dozen seasons when it traveled to Arizona on Jan. 4. Ironically with the 20-game league slate and opening weekends announced, ASU will travel to Cal and make it nine times in past 13 years to open the Pac-12 season on the road next year.

#### **SUN DEVIL PAC-12 OPENERS PAST 12 SEASONS (AND ALSO NEXT YEAR -- HOME GAMES BOLD)**

ASU @California (Dec. 3, 2020)  
 @#25 Arizona 75, ASU 47 (Jan. 4, 2020)  
**Utah 96, ASU 86 (Jan. 3, 2019)**  
 @#17 Arizona 84, #3 ASU 78 (Dec. 30, 2017)  
 ASU 98, @Stanford 93 (Dec. 30, 2016)  
**#4 Arizona 94, ASU 82 (Jan. 3, 2016)**  
 @#8 Arizona 73, ASU 49 (Jan. 4, 2015)  
**Washington 76, ASU 65 (Jan. 2, 2014)**  
**ASU 55, Utah 54 OT (Jan. 2, 2013)**  
 @Arizona 68, ASU 51 (Dec. 31, 2011)  
 @Oregon State 80, ASU 58 (Dec. 30, 2010)  
 @UCLA 72, ASU 70 (Dec. 31, 2009)  
 ASU 90, @Stanford 60 (Jan. 2, 2009)

#### **REMY MARTIN 20+ SCORING TILTS (20)**

33 at Princeton (11/26/19)  
 31 vs. Arizona (1/31/19)  
 29 at Oregon (1/11/20)  
 27 at Arizona (3/9/19)  
 25 vs. #20 Colorado (1/16/20)  
 24 vs. Arizona (1/25/20)  
 24 at Oregon State (1/9/20)  
 24 at California (1/9/19)  
 23 vs. Texas Southern (12/28/19)  
 23 vs. Georgia (12/14/19)  
 23 vs. Colorado/China (11/9/19)  
 22 vs. Utah (1/3/19)  
 21 vs. Prairie View A&M (12/11/19)  
 21 vs. #7 Virginia (11/23/19)  
 21 at Georgia (12/15/18)  
 21 at #2 Kansas (12/10/17)  
 20 vs. Utah (1/18/20)  
 20 at #25 Arizona (1/4/20)  
 20 vs. Rider (11/17/19)  
 20 vs. Colorado/Las Vegas (3/7/18)

#### **ROMELLO WHITE TOP SCORING TILTS**

25 vs. Northern Arizona (11/17/17)  
 22 vs. St. John's at STAPLES (12/8/17)  
 21 at Washington State (2/4/18)  
 19 vs. #20 Colorado (1/16/20)  
 19 vs. Louisiana (12/7/19)  
 19 vs. UCLA (3/13/19)  
 19 vs. Colorado (1/5/19)  
 19 vs. Texas Southern (12/1/18)  
 19 at Stanford (1/17/18)  
 19 vs. Kansas State in Las Vegas (11/23/17)

#### **ROMELLO WHITE**

##### **15 DOUBLE-DOUBLES (7 IN 2019-20)**

15/11 at Washington State (1/29/20)  
 19/10 vs. #20 Colorado (1/16/20)  
 18/12 vs. Creighton (12/21/19)  
 18/17 vs. Georgia (12/14/19)  
 14/16 vs. Prairie View A&M (12/11/19)  
 19/14 vs. Louisiana (12/7/19)  
 14/11 at San Francisco (12/3/19)  
 18/11 vs. Princeton (12/29/18)  
 19/14 vs. Texas Southern (12/1/18)  
 13/11 vs. California (3/1/18)  
 10/14 at Washington (2/1/18)  
 10/11 at Colorado (1/4/18)  
 14/11 vs. UC Irvine (11/9/17)  
 16/15 vs. San Diego State (11/14/17)  
 16/13 vs. San Francisco (2/2/17)

### **BOBBY HURLEY YEAR-BY-YEAR**

**7-YEAR TOTALS: 127-86 (.596)**

**ASU: 85-66 (.562/5 SEASONS)**

2019-20: 12-8

2018-19: 23-11

2017-18: 20-12

2016-17: 15-18

2015-16: 15-17

### **BUFFALO (42-20/.677)**

2014-15: 23-10

2013-14: 19-10

**COACH AS PLAYER:** Coach Hurley's 145 assists in 20 games is a NCAA Tournament record. Other numbers:

**.583:** In the 1992 Final Four, Coach made 7-of-12 three pointers en route to the Most Outstanding Player honors.

**.667:** In the April 4, 1992 Final Four game vs. Indiana, Coach went 6-of-9 from the three-point stripe.

**2:** In addition to 1992 Most Outstanding Player honors, Coach also earned 1991 All-Tournament Team honors.

**9:** In the 1991 title game vs. Kansas on April 1, he posted nine assists.

**119:** 119-26 (.821) in his four years at Duke.

**18-2:** 18-2 in NCAA Tournament career.

### **3-PTERS IN NCAA TOURNAMENT**

47, Lee Humphrey, UF, 2004-07

43, Shelvin Mack, Butler, 2009-11

**42, Bobby Hurley, Duke, 1990-93**

### **NCAA TOURNAMENT GAMES**

23, Christian Laettner, Duke, 1989-92

22, Greg Koubek, Duke, 1988-91

22, Brian Davis, Duke, 1989-92

21, Wayne Turner, Kentucky, 1996-99

20, Thomas Hill, Duke, 1990-93

**20, Bobby Hurley, Duke, 1990-93**

20, Grant Hill, Duke, 1991-94

20, Antonio Lang, Duke, 1991-94

**CLOSE OUT AND HAND UP:** Sun Devil opponents are shooting .325 from the three-point stripe, the third-best defensive mark in ASU history.

### **SUN DEVIL BEST THREE-POINT DEFENSE TEAMS**

.317, 2009-10 (181-571)

.319, 2008-09 (212-665)

.325, 2019-20 (139-428)

.326, 2012-13 (175-536)

.333, 1994-95 (137-411)

.334, 2018-19 (292-874)

**ROAD:** ASU won at Princeton (67-65/Nov. 26) and San Francisco (71-67/Dec. 3), as it is 7-2 (.778) in OOC road games under Bobby Hurley, after going 8-22 (.267) in its previous 30 efforts.

### **ASU OUT OF CONFERENCE ROADIES UNDER BOBBY HURLEY (7-2)**

ASU 71, San Francisco 67 (Dec. 3, 2019)

ASU 67, Princeton 65 (Nov. 26, 2019)

Vanderbilt 81, ASU 65 (Dec. 17, 2018)

#20 ASU 76, Georgia 74 (Dec. 15, 2018)

#16 ASU 95, #2 Kansas 85 (Dec. 10, 2017)

ASU 74, San Diego State 63 (Dec. 10, 2016)

ASU 66, UNLV 56 (Dec. 16, 2015)

#5 Kentucky 72, ASU 58 (Dec. 5, 2015)

ASU 79, Creighton 77 (Dec. 2, 2015)

**ROMELLO WHITE PAST NOTES:** When he shoots it, he usually makes it. Romello made .625 of his shots in his first two seasons including 120-of-184 in his freshman year...coached by Jerry Stackhouse in the Atlanta AAU circuit...started 63 of 65 games his first two years and led team in offensive boards in each of the past two seasons with 77 last year and 79 in 2017-18...has two of the best field goal percentage mark's in Sun Devil history as he shot .652 in freshman year (fourth in Sun Devil record book) and .598 last year (ninth-best.)

### **ROMELLO WHITE TOP REBOUNTING GAMES**

17 vs. Georgia (Dec. 14, 2019)

16 vs. Prairie View A&M (Dec. 11, 2019)

15 vs. San Diego State (Nov. 14, 2017)

14 vs. Louisiana (Dec. 7, 2019)

14 vs. Texas Southern (Dec. 1, 2018)

14 at Washington (Feb. 1, 2018)

13 vs. San Francisco (Dec. 2, 2018)

12 vs. Creighton (Dec. 21, 2019)

12 vs. Saint Mary's (Dec. 18, 2019)

**PHYSICAL:** Top wingspans on the team are Jalen Graham (7-2), Romello White (7-0) and Kimani Lawrence (6-11 1/2). Best standing vertical is Graham (32.5"), while Remy Martin is next (31.5") while best approach verticals are Remy (40.5"), Jaalen House (39.5") and Graham (39").

**2018-19 QUICK REVIEW:** ASU was 23-11 and 12-6 (second) in the Pac-12 after being picked sixth in the preseason media poll. It beat No. 1 Kansas on Dec. 22, ASU's first win over No. 1 at home and second all-time (won at Oregon State in March of 1981) and notched first NCAA Tournament win since 2009 with a 74-65 victory over St. John's on March 20.



**REMY:** Everyone loves Remy. Those in maroon and gold really love Remy because his two best scoring games last year were wins over Arizona -- 31 in 95-88 double OT win on Jan. 31 and 27 in final game of regular season on road on March 9)...led ASU to first sweep over Arizona since 2008-09 and first win in Tucson since 2010...40-inch vertical jump... second-team All-Pac-12 by the league's coaches in 2018-19...notched 21 points, eight rebounds, five assists and three steals to spark Sun Devils back from an 18-point deficit to a 76-74 victory at Georgia on Dec. 15, 2018, leading to his Dec. 17 Pac-12 Player of the Week Award. Had 12 points, five boards, two assists and two steals in the second half, including back-to-back baskets inside the final 3:11 which gave ASU its first lead of game at 71-70....led Pac-12 with a 2.4 assist-to-turnover ratio and second in league at five apg...had his November and early December of 2018 ruined by a bum ankle.

#### SUN DEVIL TOP CAREER SCORING CHART

26. 1,137 – Fat Lever, '78-82
27. 1,123 – Tommy Smith, '99-03
28. 1,120 – Mike Batiste, '96-99
29. 1,113 – Dwayne Fontana, '90-94
30. 1,108 – Remy Martin, '17-present

**GOOD NOTE:** ASU has defeated seven ranked teams in Bobby Hurley's five seasons, but it trailed at the half in five of the wins, including both wins over Kansas.

#### ASU WINS VS. RANKED TEAMS UNDER BOBBY HURLEY(ASU DEFICIT AT HALF)

- ASU 66, #22 Arizona 65 (Jan. 25, 2020)--Arizona 43, ASU 30
- #18 ASU 80, #1 Kansas 76 (Dec. 22, 2018)--Kansas 39, #18 ASU 31
- ASU 72, #15 Mississippi State 67 (Nov. 19, 2018/Las Vegas)
- #16 ASU 95, at #2 Kansas 85 (Dec. 10, 2017)--Kansas 40, #16 ASU 37
- ASU 102, #15 Xavier 86 (Nov. 24, 2017/Las Vegas)--Xavier 46, ASU 44
- ASU 74, #23 USC 67 (Feb. 12, 2016)--USC 30, ASU 27
- ASU 67, #18 Texas A&M 54 (Dec. 5, 2015)

**ROB EDWARDS:** Dropped buckets in big wins in 2018-19, with 15 off the bench vs. #1 Kansas, 19 vs. Arizona, 28 at Utah and 13 at Oregon State...when he scores 13, ASU is 17-5 and 11-2 when he scores 15...entered ASU with 909 points in 63 games (14.4 ppg.)...71-of-85 (.835) from the free throw line in 2018-19...missed six games early and only scored 14 points in the first nine games (14 in opener, six DNP's due to a back injury and zero points vs. Nevada and Georgia)...stats last year look a lot better when you remember he went from Nov. 7-Dec. 16 without scoring. In those three games he did play, he was 4-of-26 (.154) from field and 2-of-9 (.222) from three and had 14 points (all against CSF in the opener).

#### ROB EDWARDS 15+ POINTS SUN DEVIL SCORING TILTS (11-2)

- 28 at Utah (2/16/19)
- 24 vs. Utah (1/18/20)
- 23 vs. CCSU (11/14/19)
- 20 vs. Colorado/China (11/9/19)
- 19 vs. Arizona (1/31/19)
- 18 at Oregon State (1/9/20)
- 17 vs. Louisiana (12/7/19)
- 16 vs. California (2/24/19)
- 16 vs. Stanford (2/20/19)
- 15 vs. Arizona (1/25/20)
- 15 vs. Oregon (3/15/19)
- 15 vs. UCLA (3/14/19)
- 15 vs. #1 Kansas (12/22/18)

#### KIMANI LAWRENCE TOP SCORING GAMES

- 22 vs. #22 Mississippi State (11/19/18)
- 18 vs. Omaha (11/28/18)
- 16 vs. Cal State Fullerton (11/6/18)
- 16 vs. McNeese State (11/9/18)
- 15 at UCLA (1/24/19)
- 13 vs. Washington State (2/7/19)
- 13 vs. Texas Southern (12/1/18)
- 13 vs. Long Beach State (11/12/18)

**BUTTS IN SEATS:** The past two seasons have resulted in the best average attendance marks in Sun Devil history.

#### TOP AVERAGE SEASON ATTENDANCE MARKS

- 2017-18: 10,603
- 2018-19: 10,538
- 1995-96: 9,514
- 2008-09: 9,354
- 1994-95: 9,333

#### TEAM LEADERS IN 2019-20 (includes shared)

- Scoring:** Martin (14), Edwards (3), House (1), White (2), Verge (3)
- Rebounding:** White (14), Martin (1), Edwards (2), Verge (1), Cherry (2)
- Assists:** Martin (14), Verge (5), House (3), White (1)

#### THREE-POINT NOTE

Entering 2019-20 ASU has made a three-pointer in 621 straight games. The last time ASU did not make a three-pointer was in an 89-57 win over Washington in Tempe on Feb. 10, 2001.

#### TAESHON CHERRY DOUBLE-DIGIT SCORING GAMES (8-0)

- 19 vs. Omaha (Nov. 28, 2018)
- 15 vs. Oregon (Jan. 19, 2019)
- 15 vs. Utah State (Nov. 21, 2018)
- 14 vs. Texas Southern (Dec. 1, 2018)
- 12 vs. Oregon State (Jan. 17, 2019)
- 11 vs. Utah (1/18/2020)
- 11 vs. Stanford (Feb. 20, 2019)
- 10 at San Francisco (Dec. 3, 2019)

## SUN DEVIL INDIVIDUAL HIGHS (JAN. 30, 2020)

### #00 MICKEY MITCHELL HIGHS

**SEASON** ..... **CAREER**  
4 vs. TX-Southern (12/28/19) ... **POINTS** ..... 12 (3 times)  
5 vs. St. Mary's (12/18/19) ... **REBOUNDS** ..... 13 vs. Vanderbilt (12/17/17)  
2 vs. St. Mary's (12/18/19) ... **STEALS** ..... 3 vs. ARIZONA (2/15/18)  
25 vs. TX-Southern (12/28/19) ... **MIN.** ..... 33 at Stanford (1/17/18)

### #1 REMY MARTIN CAREER HIGHS

**POINTS:** 33 at Princeton (11/26/19)  
**FG MADE:** 13 at Princeton (11/26/19)  
**FG ATT:** 23 vs. COLORADO (1/16/20)/at Princeton (11/26/19)  
**3-PT MADE:** 5 vs. ARIZONA (1/31/19)  
**REBOUNDS:** 9 vs. Colorado/China (11/9/19)  
**ASSISTS:** 11 vs. COLORADO (1/16/20)  
**SEASON-HIGH ASSISTS:** 8 vs. Colorado/China (11/9/19)  
**FT MADE:** 9 vs. PRAIRIE VIEW A&M (12/11/19)  
**FT ATT.:** 14 vs. vs. ARIZONA (1/31/19)  
**MINUTES:** 41 vs. ARIZONA (1/31/19)

### #2 ROB EDWARDS SUN DEVIL HIGHS

**CLEVELAND STATE POINTS:** 32 at Oakland (1/16/17)  
**ASU POINTS:** 28 at Utah (2/16/19)  
**SEASON HIGH POINTS:** 24 vs. UTAH (1/18/20)  
**3-POINT FIELD GOALS:** 5 (twice)  
**REBOUNDS:** 8 vs. St. John's (3/20/19)  
**MINUTES:** 41 vs. CAL STATE FULLERTON (11/6/18)

### #4 KIMANI LAWRENCE SUN DEVIL HIGHS

**SEASON** ..... **CAREER**  
11 (twice) ..... **POINTS** ..... 22 vs. #15 Miss. St. (11/19/18)  
6 vs. Colorado (11/8/19) ..... **REBOUNDS** . 8 (2x) at Vanderbilt (12/17/18)  
1 (4 times) ..... **ASSISTS** ..... 5 (2x) vs. TX-SO (12/1/18)  
29 at #25 Arizona (1/4/20) ..... **MINUTES** ..... 39 (2x) vs. TX-SO (12/1/18)

### #5 ELIAS VALTONEN CAREER HIGHS

**POINTS:** 10 vs. St. John's (11/23/19)  
**REBOUNDS:** 4 vs. Colorado (11/9/19)  
**ASSISTS:** 2 (3 TIMES)  
**MINUTES:** 28 vs. St. John's (11/23/19)

### #10 JAELEN HOUSE CAREER HIGHS

**POINTS:** 20 vs. TEXAS SOUTHERN (12/28) and RIDER (11/17/19)  
**REBOUNDS:** 6 vs. St. John's (11/23/19)  
**3-POINT FIELD GOALS:** 5 vs. TEXAS SOUTHERN (12/28/19)  
**ASSISTS:** 5 vs. CCSU (11/14/19)  
**STEALS:** 6 vs. Georgia (12/14/19)  
**MINUTES:** 30 (twice)

### #11 ALONZO VERGE JR. HIGHS

**POINTS:** 43 vs. Saint Mary's (12/18/19)  
**REBOUNDS:** 6 (three times)  
**ASSISTS:** 7 vs. TEXAS SOUTHERN (12/28/19)  
**STEALS:** 4 (twice)  
**MINUTES:** 37 vs. CREIGHTON (12/21/19)

### #20 KHALID THOMAS HIGHS

**POINTS:** 14 at Princeton (11/26/19)  
**REBOUNDS:** 5 at San Francisco (12/3/19)  
**MINUTES:** 24 at Princeton (12/3/19)

### #23 ROMELLO WHITE CAREER HIGHS

✓ AAU coach was Jerry Stackhouse  
**POINTS:** 25 vs Northern Arizona (11/17/17)  
**REBOUNDS:** 17 vs. GEORGIA (12/14/19)  
**FG MADE:** 10 (2x) at Washington State (2/4/18)  
**FG ATTEMPTED:** 12 vs Northern Arizona (11/17/17)  
**FREE THROWS MADE:** 11 at Stanford (1/17/18)  
**FREE THROWS ATTEMPTED:** 14 (twice)  
**BLOCKS:** 3 (many times; vs. CCSU 11/14/19)  
**MINUTES:** 39 vs Kansas State (11/23/17)

### #24 JALEN GRAHAM HIGHS

**POINTS:** 10 vs. Central Connecticut State (11/14/19)  
**REBOUNDS:** 7 vs. #22 ARIZONA (1/25/20)  
**BLOCKS:** 5 vs. Colorado/China (11/8/19)  
**MINUTES:** 28 vs. Colorado/China (11/8/19)

### #35 TAESHON CHERRY HIGHS

**SEASON** ..... **CAREER**  
11 vs. UTAH (1/18/20) ..... **POINTS** ..... 19 vs. OMAHA (11/28/18)  
**REBOUNDS** ..... 8 vs. COLORADO (1/16/20)  
**STEALS** ..... 4 vs. #1 KANSAS (12/22/18)  
2 (twice) ..... **3-PT FG MADE** ..... 5 VS. OREGON (1/19/19)  
29 vs. UTAH (1/18/20) ..... **MINUTES** . 31 vs. (2x) vs. TX-SO (12/1/18)

## 2019-20 SUN DEVIL HIGHS AND LOWS (12-8; 3-4)

### SUN DEVIL TEAM HIGHS

**POINTS:** 98 vs. TEXAS SOUTHERN  
**FIELD GOALS:** 36 vs. TEXAS SOUTHERN  
**FIELD GOAL ATTEMPTS:** 82 vs. RIDER  
**FIELD GOAL%:** .571 vs. TEXAS SOUTHERN (36-63)  
**3-PT FIELD GOALS:** 12 vs TEXAS SOUTHERN  
**3-PT FIELD GOALS ATT:** 32 vs. RIDER  
**3-PT % (10 ATT.):** .611 vs. UTAH (11-18)  
**FREE THROWS:** 37 vs. PRAIRIE VIEW A&M  
**FREE THROWS ATTEMPTED:** 51 vs. PRAIRIE VIEW A&M  
**FREE THROW % (10 ATT.):** .875 at #9 Oregon (14-16)  
**REBOUNDS:** 46 vs. CENTRAL CONNECTICUT STATE  
**ASSISTS:** 19 vs. TEXAS SOUTHERN/CENTRAL CONNECTICUT ST.  
**STEALS:** 16 vs. RIDER  
**BLOCKS:** 7 vs. #20 COLORADO  
**TURNOVERS:** 21 at Washington State  
**FOULS:** 25 vs. PRAIRIE VIEW A&M  
**FIRST HALF POINTS:** 48 vs. TEXAS SOUTHERN  
**SECOND HALF POINTS:** 54 vs. UTAH

### SUN DEVIL TEAM LOWS

**POINTS:** 45 vs. Virginia  
**FIELD GOALS:** 17 vs. Virginia  
**FIELD GOAL ATTEMPTS:** 42 vs. Virginia  
**FIELD GOAL%:** .305/18-59 at #25 Arizona  
**3-PT FIELD GOALS:** 3 (twice)  
**3-PT FIELD GOALS ATT:** 12 at San Francisco  
**3-PT % (10 ATT.):** .136/3-22 vs. St. Mary's  
**FREE THROWS:** 4 vs. #22 ARIZONA  
**FREE THROWS ATTEMPTED:** 8 vs. St. Mary's  
**FREE THROW % (10 ATT.):** .421/8-19 at #25 Arizona  
**REBOUNDS:** 26 vs. Virginia  
**ASSISTS:** 2 at #25 Arizona  
**STEALS:** 3 vs. COLORADO  
**BLOCKS:** 1 (4 times)  
**TURNOVERS:** 7 vs. RIDER  
**FOULS:** 13 vs. Virginia  
**FIRST HALF POINTS:** 17 at #25 Arizona  
**SECOND HALF POINTS:** 24 vs. Virginia

### SUN DEVIL INDIVIDUAL HIGHS

**POINTS:** 43 by Alonzo Verge Jr. vs. Saint Mary's  
**FIELD GOALS:** 18 by Alonzo Verge Jr. vs. Saint Mary's  
**FIELD GOAL ATTEMPTS:** 29 by Alonzo Verge Jr. vs. Saint Mary's  
**3-PT FGS:** 5 by House vs. Texas Southern/Edwards vs. UTAH/CCSU  
**3-PT ATT:** 12 by Rob Edwards vs. #22 ARIZONA  
**FREE THROWS:** 10 by Romello White vs. PRAIRIE VIEW A&M  
**FT ATTEMPTED:** 14 by Romello White vs. PRAIRIE VIEW A&M  
**FREE THROW % (8 ATT.):** Remy Martin 8-8 at #9 Oregon  
**REBOUNDS:** 17 by Romello White vs. GEORGIA  
**ASSISTS:** 8, Remy Martin vs. Colorado  
**STEALS:** 6 by Jalen House vs. GEORGIA  
**BLOCKS:** 5 by Jalen Graham vs. Colorado  
**TURNOVERS:** 6 by Alonzo Verge Jr. vs. Saint Mary's

### OPPONENT TEAM HIGHS

**POINTS:** 96 by Saint Mary's  
**FIELD GOALS:** 34 by Saint Mary's  
**FIELD GOAL ATTEMPTS:** 66 (3 times)  
**FIELD GOAL %:** .596/34-57 vs. St. Mary's  
**3-POINTERS:** 16 vs. St. Mary's  
**3-POINTER ATTEMPTS:** 29 at #9 Oregon  
**3-POINT % (10 ATT.):** .615/16-26 vs. St. Mary's  
**FREE THROWS:** 22 at Oregon State  
**FREE THROW ATTEMPTS:** 33 by PRAIRIE VIEW A&M  
**FREE THROW % (10 ATT.):** .833 by TEXAS SOUTHERN (20-24)  
**REBOUNDS:** 49 by #25 Arizona  
**ASSISTS:** 19 by Saint Mary's  
**STEALS:** 12 at Washington State  
**BLOCKS:** 6 at #25 Arizona/San Francisco  
**TURNOVERS:** 29 vs. RIDER  
**FOULS:** 31 by PRAIRIE VIEW A&M  
**FIRST HALF POINTS:** 51 by Saint Mary's  
**SECOND HALF POINTS:** 45 by Saint Mary's

### OPPONENT TEAM LOWS

**POINTS:** 48 vs. Virginia  
**FIELD GOALS:** 17 vs. CENTRAL CONNECTICUT STATE  
**FIELD GOAL ATTEMPTS:** 49 (twice)  
**FIELD GOAL %:** .298/17-57 vs. CENTRAL CONNECTICUT STATE  
**3-POINTERS:** 2 by GEORGIA  
**3-POINTER ATTEMPTS:** 15 at #25 Arizona  
**3-POINT % (10 ATT.):** .083/2-24 by GEORGIA  
**FREE THROWS:** 4 at Princeton  
**FT ATTEMPTS:** 7 by Virginia  
**FREE THROW % (10 ATT.):** .429/by RIDER (6-14)  
**REBOUNDS:** 31 at Oregon State/by #7 Virginia  
**ASSISTS:** 5 at San Francisco  
**STEALS:** 2 by CREIGHTON  
**BLOCKS:** 0 by TEXAS SOUTHERN  
**TURNOVERS:** 10 vs. Saint Mary's  
**FOULS:** 13 by #7 Virginia/#22 ARIZONA

### OPPONENT INDIVIDUAL HIGHS

**POINTS:** 34 by Jordan Ford of Saint Mary's  
**FIELD GOALS:** 12 by Jordan Ford of Saint Mary's  
**FIELD GOAL ATTEMPTS:** 19 by CJ Ellenby at Wazzu  
**FG % (5 MADE):** .889/8-9 by Ethan Thompson at Oregon State  
**3-PT FGS:** 7 by Jordan Ford of Saint Mary's  
**3-PT ATT:** 11 by Jordan Ford of Saint Mary's  
**FREE THROWS:** 8 by Tyler Bey of COLORADO  
**FT ATTEMPTED:** 13 by Darius Williams of PRAIRIE VIEW A&M  
**REBOUNDS:** 18 by Richmond Arirguzoh at Princeton  
**ASSISTS:** 12 by Tyrik Armstrong of TEXAS SOUTHERN  
**STEALS:** 4 (four times)  
**BLOCKS:** 4 by Kyle Kelly at Oregon State  
**TURNOVERS:** 9 by Stevie Jordan of RIDER



# 2019-20 Arizona St. Men's Basketball Combined Team Statistics All games

Page 1/1  
as of Jan 30, 2020

## Game Records

Record	Overall	Home	Away	Neutral
ALL GAMES	12-8	8-2	3-3	1-3
CONFERENCE	3-4	2-1	1-3	0-0
NON-CONFERENCE	9-4	6-1	2-0	1-3

## Score by Periods

Team	1st	2nd	OT	TOT
Arizona St.	649	798	0	1447
Opponents	655	717	0	1372

## Team Box Score

No.	Player				Total		3-Point		F-Throw		Rebounds													
		GP-GS	MIN	AVG	FG-FGA	FG%	3FG-FGA	3FG%	FT-FTA	FT%	OFF	DEF	TOT	AVG	PF	DQ	A	TO	BLK	STL	PTS	AVG		
1	MARTIN, Remy	20-20	672:29	33.6	138-317	.435	37-113	.327	74-102	.725	9	60	69	3.5	30	0	81	61	1	36	387	19.4		
11	VERGE JR. , Alonzo	17-9	426:11	25.1	82-209	.392	10-46	.217	33-44	.750	13	47	60	3.5	24	0	43	33	2	23	207	12.2		
23	WHITE, Romello	19-18	531:42	28.0	78-121	.645	0-0	.000	47-75	.627	53	120	173	9.1	43	1	19	34	23	6	203	10.7		
2	EDWARDS, Rob	20-17	533:38	26.7	70-188	.372	40-110	.364	27-36	.750	9	56	65	3.3	45	1	11	38	1	16	207	10.4		
10	HOUSE, Jaelen	19-0	376:40	19.8	32-99	.323	14-44	.318	29-37	.784	10	36	46	2.4	38	0	28	23	1	29	107	5.6		
35	CHERRY, Taeshon	19-11	379:60	20.0	36-100	.360	13-56	.232	8-16	.500	18	41	59	3.1	57	3	11	14	9	7	93	4.9		
4	LAWRENCE, Kimani	19-12	323:59	17.1	33-88	.375	6-36	.167	14-29	.483	21	31	52	2.7	40	1	6	17	7	15	86	4.5		
24	GRAHAM, Jalen	18-2	198:37	11.0	30-46	.652	0-0	.000	4-8	.500	26	24	50	2.8	28	0	9	14	21	3	64	3.6		
5	VALTONEN, Elias	16-8	246:18	15.4	11-29	.379	7-13	.538	7-15	.467	4	30	34	2.1	29	0	6	9	2	8	36	2.3		
20	THOMAS, Khalid	15-3	116:35	7.8	11-23	.478	6-15	.400	4-8	.500	4	16	20	1.3	8	0	3	1	1	8	32	2.1		
30	FEIT, Kyle	5-0	10:21	2.1	2-5	.400	1-4	.250	3-4	.750	0	2	2	0.4	0	0	0	1	0	0	8	1.6		
3	CHRISTOPHER, Caleb	7-0	25:52	3.7	1-6	.167	1-1	1.000	3-4	.750	1	2	3	0.4	3	0	0	3	0	1	6	0.9		
0	MITCHELL, Mickey	12-0	130:33	10.9	4-16	.250	0-3	.000	2-3	.667	11	17	28	2.3	21	0	5	7	3	5	10	0.8		
25	FOGERTY, Grant	4-0	05:19	1.3	0-0	.000	0-0	.000	1-2	.500	0	1	1	0.3	0	0	0	0	0	1	1	0.3		
15	OLMSTED, John	3-0	04:14	1.4	0-1	.000	0-0	.000	0-0	.000	1	1	2	0.7	0	0	1	0	0	0	0	0.0		
22	ALLEN, Andre	4-0	12:38	3.2	0-0	.000	0-0	.000	0-0	.000	0	4	4	1.0	2	0	0	0	0	0	0	0.0		
12	BURNO, Micah	5-0	04:55	1.0	0-0	.000	0-0	.000	0-0	.000	0	0	0	0.0	1	0	0	1	0	1	0	0.0		
Team											25	45	70					7						
Total		20	4000		528-1248	.423	135-441	.306	256-383	.668	205	533	738	36.9	369	6	223	263	71	159	1447	72.4		
Opponents		20	4000		488-1159	.421	139-428	.325	257-392	.656	205	578	783	39.2	367	9	249	330	73	123	1372	68.6		

## Team Statistics

	ASU	OPP
<b>Scoring</b>	<b>1447</b>	<b>1372</b>
Points per game	72.4	68.6
Scoring margin	+3.8	-
<b>Field goals-att</b>	<b>528-1248</b>	<b>488-1159</b>
Field goal pct	.423	.421
<b>3 point fg-att</b>	<b>135-441</b>	<b>139-428</b>
3-point FG pct	.306	.325
3-pt FG made per game	6.8	7.0
<b>Free throws-att</b>	<b>256-383</b>	<b>257-392</b>
Free throw pct	.668	.656
F-Throws made per game	12.8	12.9
<b>Rebounds</b>	<b>738</b>	<b>783</b>
Rebounds per game	36.9	39.2
Rebounding margin	-2.3	-
<b>Assists</b>	<b>223</b>	<b>249</b>
Assists per game	11.2	12.5
<b>Turnovers</b>	<b>263</b>	<b>330</b>
Turnovers per game	13.2	16.5
Turnover margin	+3.4	-
Assist/turnover ratio	0.8	0.8
<b>Steals</b>	<b>159</b>	<b>123</b>
Steals per game	8.0	6.2
<b>Blocks</b>	<b>71</b>	<b>73</b>
Blocks per game	3.6	3.7
<b>Winning streak</b>	<b>0</b>	<b>-</b>
Home win streak	2	-
<b>Attendance</b>	<b>89386</b>	<b>37115</b>
Home games-Avg/Game	10-8939	6-6186
Neutral site-Avg/Game	-	4-6181

## Team Results

Date	Opponent		Score	Att.
11/08/2019	vs Colorado	L	71-81	4328
11/14/2019	Central Conn. St.	W	90-49	7496
11/17/2019	Rider	W	92-55	7472
11/23/2019	vs St. John's (NY)	W	80-67	7682
11/24/2019	vs Virginia	L	45-48	5822
11/26/2019	at Princeton	W	67-65	2727
12/03/2019	at San Francisco	W	71-67	2892
12/07/2019	Louisiana	W	77-65	7685
12/11/2019	Prairie View	W	88-79	6889
12/14/2019	Georgia	W	79-59	9067
12/18/2019	vs Saint Mary's (CA)	L	56-96	6892
12/21/2019	Creighton	L	60-67	9395
12/28/2019	Texas Southern	W	98-81	8795
01/04/2020	at Arizona	L	47-75	14644
01/09/2020	at Oregon St.	W	82-76	4828
01/11/2020	at Oregon	L	69-78	9213
01/16/2020	Colorado	L	61-68	9479
01/18/2020	Utah	W	83-64	9608
01/25/2020	Arizona	W	66-65	13500
01/29/2020	at Washington St.	L	65-67	2811





**2019-20 Arizona St. Men's Basketball  
Team Game-by-Game  
All games**

Page 1/1  
as of Jan 30, 2020

				Total		3-Pointers		Free throws		Rebounds											
Opponent	Date	Score		FG-FGA	PCT	3FG-FGA	PCT	FT-FTA	PCT	OFF	DEF	TOT	AVG	PF	A	TO	BLK	STL	PTS	AVG	
vs Colorado	11/08/2019	71-81	L	25-65	.385	8-20	.400	13-18	.722	6	30	36	36.0	24	12	16	6	10	71	71.0	
Central Conn. St.	11/14/2019	90-49	W	29-65	.446	7-27	.259	25-33	.758	12	34	46	41.0	18	19	12	5	14	90	80.5	
Rider	11/17/2019	92-55	W	35-82	.427	10-32	.313	12-20	.600	15	30	45	42.3	18	15	7	6	16	92	84.3	
vs St. John's (NY)	11/23/2019	80-67	W	28-61	.459	5-19	.263	19-26	.731	11	28	39	41.5	19	9	13	4	6	80	83.3	
vs Virginia	11/24/2019	45-48	L	17-42	.405	5-19	.263	6-10	.600	4	22	26	38.4	13	7	15	2	8	45	75.6	
at Princeton	11/26/2019	67-65	W	24-53	.453	8-16	.500	11-17	.647	4	24	28	36.7	15	10	8	1	5	67	74.2	
at San Francisco	12/03/2019	71-67	W	26-62	.419	5-12	.417	14-19	.737	8	34	42	37.4	16	9	12	2	7	71	73.7	
Louisiana	12/07/2019	77-65	W	28-67	.418	6-26	.231	15-22	.682	16	26	42	38.0	18	13	12	1	10	77	74.1	
Prairie View	12/11/2019	88-79	W	23-51	.451	5-17	.294	37-51	.725	8	26	34	37.6	25	9	13	4	8	88	75.7	
Georgia	12/14/2019	79-59	W	33-67	.493	6-25	.240	7-16	.438	11	31	42	38.0	18	12	17	1	9	79	76.0	
vs Saint Mary's (CA)	12/18/2019	56-96	L	23-64	.359	3-22	.136	7-8	.875	10	23	33	37.5	20	4	15	3	5	56	74.2	
Creighton	12/21/2019	60-67	L	23-65	.354	7-26	.269	7-10	.700	11	26	37	37.5	14	11	11	3	5	60	73.0	
Texas Southern	12/28/2019	98-81	W	36-63	.571	12-25	.480	14-21	.667	10	22	32	37.1	19	19	16	1	13	98	74.9	
at Arizona	01/04/2020	47-75	L	18-59	.305	3-21	.143	8-19	.421	9	26	35	36.9	22	2	15	5	4	47	72.9	
at Oregon St.	01/09/2020	82-76	W	29-60	.483	8-16	.500	16-24	.667	9	29	38	37.0	24	13	12	3	10	82	73.5	
at Oregon	01/11/2020	69-78	L	23-59	.390	9-29	.310	14-16	.875	10	18	28	36.4	18	12	9	2	4	69	73.3	
Colorado	01/16/2020	61-68	L	24-70	.343	6-23	.261	7-11	.636	17	25	42	36.8	22	10	14	7	3	61	72.5	
Utah	01/18/2020	83-64	W	30-58	.517	11-18	.611	12-18	.667	8	22	30	36.4	16	15	13	6	6	83	73.1	
Arizona	01/25/2020	66-65	W	28-72	.389	6-29	.207	4-9	.444	12	29	41	36.6	15	13	12	5	8	66	72.7	
at Washington St.	01/29/2020	65-67	L	26-63	.413	5-19	.263	8-15	.533	14	28	42	36.9	15	9	21	4	8	65	72.4	
Total		1447		528-1248	.423	135-441	.306	256-383	.668	205	533	738	36.9	369	223	263	71	159	1447	72.4	
Opponents		1372		488-1159	.421	139-428	.325	257-392	.656	205	578	783	39.2	367	249	330	73	123	1372	68.6	

**Arizona St. Averages**

Games Played	Points/game	FG Pct	3FG Pct	FT Pct	Rebounds/game	Assists/game	Turnovers/game	Assist/Turnover ratio	Steals/game	Blocks/game
20	72.4	42.3	30.6	66.8	36.9	11.2	13.2	0.8	8.0	3.6



**2019-20 Arizona St. Men's Basketball**  
**Team Overall Conference**  
**All games**

Page 1/2  
as of Jan 30, 2020

**Summary**

Player	Overall Statistics										Conference Statistics									
	GP-GS	MIN/G	FG%	3FG%	FT%	R/G	A/G	STL	BLK	PTS/G	GP-GS	MIN/G	FG%	3FG%	FT%	R/G	A/G	STL	BLK	PTS/G
MARTIN, Remy	20-20	33.6	.435	.327	.725	3.5	4.1	36	1	19.4	7-7	36.1	.425	.340	.676	3.1	4.0	9	0	22.0
VERGE JR. , Alonzo	17-9	25.1	.392	.217	.750	3.5	2.5	23	2	12.2	7-4	22.6	.319	.214	.615	2.9	2.1	9	2	7.9
WHITE, Romello	19-18	28.0	.645	.000	.627	9.1	1.0	6	23	10.7	7-7	29.5	.574	.000	.588	7.4	1.3	2	9	9.1
EDWARDS, Rob	20-17	26.7	.372	.364	.750	3.3	0.6	16	1	10.4	7-4	27.4	.435	.435	.750	2.6	1.0	9	0	12.7
HOUSE, Jaelen	19-0	19.8	.323	.318	.784	2.4	1.5	29	1	5.6	6-0	17.6	.235	.167	.500	1.5	0.5	4	0	2.3
CHERRY, Taeshon	19-11	20.0	.360	.232	.500	3.1	0.6	7	9	4.9	7-7	21.2	.294	.211	.200	4.3	0.4	1	7	3.6
LAWRENCE, Kimani	19-12	17.1	.375	.167	.483	2.7	0.3	15	7	4.5	7-6	20.9	.324	.125	.667	3.3	0.4	4	4	4.6
GRAHAM, Jalen	18-2	11.0	.652	.000	.500	2.8	0.5	3	21	3.6	7-0	10.1	.619	.000	.500	3.6	0.4	0	7	4.1
VALTONEN, Elias	16-8	15.4	.379	.538	.467	2.1	0.4	8	2	2.3	3-0	7.4	.333	1.000	.000	0.7	0.0	3	0	1.0
THOMAS, Khalid	15-3	7.8	.478	.400	.500	1.3	0.2	8	1	2.1	2-0	4.0	.000	.000	.000	1.5	0.5	0	0	0.0
FEIT, Kyle	5-0	2.1	.400	.250	.750	0.4	0.0	0	0	1.6	1-0	0.3	.000	.000	.000	0.0	0.0	0	0	0.0
CHRISTOPHER, Caleb	7-0	3.7	.167	1.000	.750	0.4	0.0	1	0	0.9	3-0	1.7	.000	.000	1.000	0.3	0.0	0	0	0.7
MITCHELL, Mickey	12-0	10.9	.250	.000	.667	2.3	0.4	5	3	0.8	7-0	12.0	.250	.000	1.000	2.6	0.3	2	3	0.9
FOGERTY, Grant	4-0	1.3	.000	.000	.500	0.3	0.0	1	0	0.3	1-0	0.3	.000	.000	.000	1.0	0.0	0	0	0.0
OLMSTED, John	3-0	1.4	.000	.000	.000	0.7	0.3	0	0	0.0	1-0	0.3	.000	.000	.000	0.0	0.0	0	0	0.0
ALLEN, Andre	4-0	3.2	.000	.000	.000	1.0	0.0	0	0	0.0	0-0	0.0	.000	.000	.000	0.0	0.0	0	0	0.0
BURNO, Micah	5-0	1.0	.000	.000	.000	0.0	0.0	1	0	0.0	2-0	0.2	.000	.000	.000	0.0	0.0	0	0	0.0
<b>Totals</b>	<b>20</b>		<b>.423</b>	<b>.306</b>	<b>.668</b>	<b>36.9</b>	<b>11.2</b>	<b>159</b>	<b>71</b>	<b>72.4</b>	<b>7</b>		<b>.404</b>	<b>.310</b>	<b>.616</b>	<b>36.6</b>	<b>10.6</b>	<b>43</b>	<b>32</b>	<b>67.6</b>
<b>Opponent</b>	<b>20</b>		<b>.421</b>	<b>.325</b>	<b>.656</b>	<b>39.2</b>	<b>12.5</b>	<b>123</b>	<b>73</b>	<b>68.6</b>	<b>7</b>		<b>.433</b>	<b>.349</b>	<b>.667</b>	<b>38.9</b>	<b>14.3</b>	<b>48</b>	<b>30</b>	<b>70.4</b>

**Scoring**

Player	Overall Statistics								Conference Statistics							
	FG-FGA	FG%	3FG-3FGA	3FG%	FT-FTA	FT%	PTS	PTS/G	FG-FGA	FG%	3FG-3FGA	3FG%	FT-FTA	FT%	PTS	PTS/G
MARTIN, Remy	138-317	.435	37-113	.327	74-102	.725	387	19.4	57-134	.425	17-50	.340	23-34	.676	154	22.0
VERGE JR. , Alonzo	82-209	.392	10-46	.217	33-44	.750	207	12.2	22-69	.319	3-14	.214	8-13	.615	55	7.9
WHITE, Romello	78-121	.645	0-0	.000	47-75	.627	203	10.7	27-47	.574	0-0	.000	10-17	.588	64	9.1
EDWARDS, Rob	70-188	.372	40-110	.364	27-36	.750	207	10.4	30-69	.435	20-46	.435	9-12	.750	89	12.7
HOUSE, Jaelen	32-99	.323	14-44	.318	29-37	.784	107	5.6	4-17	.235	1-6	.167	5-10	.500	14	2.3
CHERRY, Taeshon	36-100	.360	13-56	.232	8-16	.500	93	4.9	10-34	.294	4-19	.211	1-5	.200	25	3.6
LAWRENCE, Kimani	33-88	.375	6-36	.167	14-29	.483	86	4.5	12-37	.324	2-16	.125	6-9	.667	32	4.6
GRAHAM, Jalen	30-46	.652	0-0	.000	4-8	.500	64	3.6	13-21	.619	0-0	.000	3-6	.500	29	4.1
VALTONEN, Elias	11-29	.379	7-13	.538	7-15	.467	36	2.3	1-3	.333	1-1	1.000	0-2	.000	3	1.0
THOMAS, Khalid	11-23	.478	6-15	.400	4-8	.500	32	2.1	0-1	.000	0-1	.000	0-0	.000	0	0.0
FEIT, Kyle	2-5	.400	1-4	.250	3-4	.750	8	1.6	0-0	.000	0-0	.000	0-0	.000	0	0.0
CHRISTOPHER, Caleb	1-6	.167	1-1	1.000	3-4	.750	6	0.9	0-1	.000	0-0	.000	2-2	1.000	2	0.7
MITCHELL, Mickey	4-16	.250	0-3	.000	2-3	.667	10	0.8	2-8	.250	0-2	.000	2-2	1.000	6	0.9
FOGERTY, Grant	0-0	.000	0-0	.000	1-2	.500	1	0.3	0-0	.000	0-0	.000	0-0	.000	0	0.0
OLMSTED, John	0-1	.000	0-0	.000	0-0	.000	0	0.0	0-0	.000	0-0	.000	0-0	.000	0	0.0
ALLEN, Andre	0-0	.000	0-0	.000	0-0	.000	0	0.0	0-0	.000	0-0	.000	0-0	.000	0	0.0
BURNO, Micah	0-0	.000	0-0	.000	0-0	.000	0	0.0	0-0	.000	0-0	.000	0-0	.000	0	0.0
<b>Totals</b>	<b>528-1248</b>	<b>.423</b>	<b>135-441</b>	<b>.306</b>	<b>256-383</b>	<b>.668</b>	<b>1447</b>	<b>72.4</b>	<b>178-441</b>	<b>.404</b>	<b>48-155</b>	<b>.310</b>	<b>69-112</b>	<b>.616</b>	<b>473</b>	<b>67.6</b>
<b>Opponent</b>	<b>488-1159</b>	<b>.421</b>	<b>139-428</b>	<b>.325</b>	<b>257-392</b>	<b>.656</b>	<b>1372</b>	<b>68.6</b>	<b>168-388</b>	<b>.433</b>	<b>53-152</b>	<b>.349</b>	<b>104-156</b>	<b>.667</b>	<b>493</b>	<b>70.4</b>



**2019-20 Arizona St. Men's Basketball**  
**Team Overall Conference**  
**All games**

Page 2/2  
as of Jan 30, 2020

**Totals**

Player	Overall Statistics									Conference Statistics								
	O-REB	D-REB	TOTAL	PF	FO	A	TO	A/TO	HI PTS	O-REB	D-REB	TOTAL	PF	FO	A	TO	A/TO	HI PTS
MARTIN, Remy	9	60	69	30	0	81	61	1.3	33	2	20	22	11	0	28	24	1.2	29
VERGE JR. , Alonzo	13	47	60	24	0	43	33	1.3	43	3	17	20	9	0	15	13	1.2	13
WHITE, Romello	53	120	173	43	1	19	34	0.6	19	15	37	52	24	1	9	13	0.7	19
EDWARDS, Rob	9	56	65	45	1	11	38	0.3	24	0	18	18	15	1	7	14	0.5	24
HOUSE, Jaalen	10	36	46	38	0	28	23	1.2	20	3	6	9	10	0	3	5	0.6	9
CHERRY, Taeshon	18	41	59	57	3	11	14	0.8	11	9	21	30	20	1	3	5	0.6	11
LAWRENCE, Kimani	21	31	52	40	1	6	17	0.4	11	11	12	23	16	0	3	6	0.5	9
GRAHAM, Jalen	26	24	50	28	0	9	14	0.6	10	16	9	25	11	0	3	4	0.8	9
VALTONEN, Elias	4	30	34	29	0	6	9	0.7	10	0	2	2	2	0	0	2	0.0	3
THOMAS, Khalid	4	16	20	8	0	3	1	3.0	14	0	3	3	0	0	1	0	1.0	0
FEIT, Kyle	0	2	2	0	0	0	1	0.0	5	0	0	0	0	0	0	0	0.0	0
CHRISTOPHER, Caleb	1	2	3	3	0	0	3	0.0	4	0	1	1	0	0	0	2	0.0	2
MITCHELL, Mickey	11	17	28	21	0	5	7	0.7	4	6	12	18	14	0	2	6	0.3	2
FOGERTY, Grant	0	1	1	0	0	0	0	0.0	1	0	1	1	0	0	0	0	0.0	0
OLMSTED, John	1	1	2	0	0	1	0	1.0	0	0	0	0	0	0	0	0	0.0	0
ALLEN, Andre	0	4	4	2	0	0	0	0.0	0	0	0	0	0	0	0	0	0.0	0
BURNO, Micah	0	0	0	1	0	0	1	0.0	0	0	0	0	0	0	0	0	0.0	0
<b>Totals</b>	<b>205</b>	<b>533</b>	<b>738</b>	<b>369</b>	<b>6</b>	<b>223</b>	<b>263</b>	<b>0.8</b>	<b>98</b>	<b>79</b>	<b>177</b>	<b>256</b>	<b>132</b>	<b>3</b>	<b>74</b>	<b>96</b>	<b>0.8</b>	<b>83</b>
<b>Opponent</b>	<b>205</b>	<b>578</b>	<b>783</b>	<b>367</b>	<b>9</b>	<b>249</b>	<b>330</b>	<b>0.8</b>	<b>96</b>	<b>64</b>	<b>208</b>	<b>272</b>	<b>111</b>	<b>1</b>	<b>100</b>	<b>107</b>	<b>0.9</b>	<b>78</b>



**2019-20 Arizona St. Men's Basketball**  
**Points-rebounds-assists**  
**All games**

Page 1/1  
as of Jan 30, 2020

Opponent	Date	Score		0 MITCHELL,M	1 MARTIN,REM	2 EDWARDS,RO	3 CHRISTOPHE	4 LAWRENCE,K	5 VALTONEN,E	10 HOUSE,JAEL	11 VERGE JR.	12 BURN, MICA	15 OLMSTED,JO	20 THOMAS,KHA
vs CU	11/08/2019	71-81	L	DNP	23-9-8	20-1-0	DNP	10-6-0	1-4-0	7-1-1	4-6-2	DNP	DNP	0-1-0
CCSU	11/14/2019	90-49	W	DNP	14-2-3	23-4-1	4-2-0	6-5-1	1-3-0	14-4-5	10-2-5	0-0-0	0-0-0	0-2-0
Rider	11/17/2019	92-55	W	DNP	20-3-3	5-3-0	0-0-0	2-2-0	6-3-1	20-5-2	11-6-4	0-0-0	0-2-1	2-0-0
vs SJU	11/23/2019	80-67	W	DNP	19-4-2	13-7-0	0-0-0	1-1-0	10-2-2	11-6-3	DNP	0-0-0	DNP	0-0-0
vs UVa	11/24/2019	45-48	L	DNP	21-1-3	10-6-0	DNP	0-3-0	0-3-0	0-4-3	DNP	DNP	DNP	0-0-1
at PU	11/26/2019	67-65	W	DNP	33-4-3	3-1-1	DNP	0-0-0	4-3-0	2-5-2	DNP	DNP	DNP	14-2-1
at USF	12/03/2019	71-67	W	DNP	14-6-5	5-5-0	DNP	7-2-0	6-2-0	0-1-1	3-1-2	DNP	DNP	3-5-0
LA	12/07/2019	77-65	W	DNP	15-1-4	17-5-1	DNP	2-3-0	0-2-2	9-4-1	4-3-2	DNP	DNP	2-3-0
PVAM	12/11/2019	88-79	W	0-0-0	21-3-3	14-1-0	DNP	4-1-1	5-3-0	5-1-2	20-4-2	DNP	DNP	2-2-0
UGa	12/14/2019	79-59	W	0-0-0	23-3-6	5-5-0	0-0-0	11-2-0	0-3-0	2-1-3	15-5-2	DNP	DNP	0-0-0
vs SMC	12/18/2019	56-96	L	0-5-1	0-1-1	0-4-0	DNP	0-1-0	0-2-0	0-1-0	43-3-2	DNP	DNP	0-0-0
CU	12/21/2019	60-67	L	0-1-0	7-5-7	2-2-1	DNP	DNP	0-1-0	3-2-1	19-4-0	DNP	DNP	3-0-0
TSU	12/28/2019	98-81	W	4-4-2	23-5-5	1-3-0	DNP	11-3-1	0-1-1	20-2-1	23-6-7	DNP	DNP	6-2-0
at UA	01/04/2020	47-75	L	2-3-0	20-3-1	2-2-0	0-0-0	8-5-0	DNP	3-4-0	8-2-1	DNP	DNP	DNP
at OSU	01/09/2020	82-76	W	2-4-2	24-0-3	18-4-2	DNP	9-5-0	0-0-0	1-1-1	7-4-5	DNP	DNP	DNP
at Oregon	01/11/2020	69-78	L	2-4-0	29-3-6	11-2-0	DNP	6-3-1	DNP	9-1-1	0-3-3	DNP	DNP	DNP
CU	01/16/2020	61-68	L	0-2-0	25-7-6	8-1-1	DNP	0-3-0	DNP	0-3-1	7-2-0	DNP	DNP	DNP
Utah	01/18/2020	83-64	W	0-3-0	20-1-6	24-1-2	2-0-0	5-3-1	3-1-0	DNP	9-3-3	0-0-0	0-0-0	0-0-0
UA	01/25/2020	66-65	W	0-2-0	24-3-4	15-7-1	DNP	0-1-1	DNP	0-0-0	13-4-2	DNP	DNP	DNP
at WSU	01/29/2020	65-67	L	0-0-0	12-5-2	11-1-1	0-1-0	4-3-0	0-1-0	1-0-0	11-2-1	0-0-0	DNP	0-3-1

Opponent	Date	Score		22 ALLEN,ANDR	23 WHITE,ROME	24 GRAHAM,JAL	25 FOGERTY,GR	30 FEIT,KYLE	35 CHERRY,TAE
vs CU	11/08/2019	71-81	L	0-2-0	DNP	6-3-1	DNP	DNP	DNP
CCSU	11/14/2019	90-49	W	0-1-0	2-11-1	10-4-3	1-0-0	1-1-0	4-2-0
Rider	11/17/2019	92-55	W	0-1-0	11-7-1	4-4-0	0-0-0	5-0-0	6-3-3
vs SJU	11/23/2019	80-67	W	0-0-0	15-9-0	4-4-0	0-0-0	2-0-0	5-3-2
vs UVa	11/24/2019	45-48	L	DNP	10-3-0	2-0-0	DNP	DNP	2-1-0
at PU	11/26/2019	67-65	W	DNP	11-9-3	0-1-0	DNP	DNP	0-1-0
at USF	12/03/2019	71-67	W	DNP	14-11-0	9-4-1	DNP	DNP	10-3-0
LA	12/07/2019	77-65	W	DNP	19-14-0	0-2-1	DNP	DNP	9-2-2
PVAM	12/11/2019	88-79	W	DNP	14-16-1	0-1-0	DNP	DNP	3-0-0
UGa	12/14/2019	79-59	W	DNP	18-17-1	0-1-0	DNP	DNP	5-3-0
vs SMC	12/18/2019	56-96	L	DNP	5-12-0	0-1-0	DNP	0-1-0	8-0-0
CU	12/21/2019	60-67	L	DNP	18-12-2	DNP	DNP	DNP	8-6-0
TSU	12/28/2019	98-81	W	DNP	2-0-1	DNP	DNP	DNP	8-5-1
at UA	01/04/2020	47-75	L	DNP	0-5-0	4-2-0	DNP	DNP	0-4-0
at OSU	01/09/2020	82-76	W	DNP	12-9-0	6-5-0	DNP	DNP	3-3-0
at Oregon	01/11/2020	69-78	L	DNP	7-9-1	2-0-0	DNP	DNP	3-0-0
CU	01/16/2020	61-68	L	DNP	19-10-1	0-2-0	DNP	DNP	2-8-1
Utah	01/18/2020	83-64	W	DNP	5-4-1	4-3-1	0-1-0	0-0-0	11-5-1
UA	01/25/2020	66-65	W	DNP	6-4-2	4-7-2	DNP	DNP	4-5-1
at WSU	01/29/2020	65-67	L	DNP	15-11-4	9-6-0	DNP	DNP	2-5-0





# 2019-20 Arizona St. Men's Basketball Opponents Game-by-Game All games

Page 1/1  
as of Jan 30, 2020

				Total		3-Pointers		Free throws		Rebounds											
Opponent	Date	Score		FG-FGA	PCT	3FG-FGA	PCT	FT-FTA	PCT	OFF	DEF	TOT	AVG	PF	A	TO	BLK	STL	PTS	AVG	
vs Colorado	11/08/2019	71-81	L	30-65	.462	6-16	.375	15-25	.600	12	36	48	48.0	14	12	18	3	6	81	81.0	
Central Conn. St.	11/14/2019	90-49	W	17-57	.298	4-17	.235	11-21	.524	12	27	39	43.5	28	9	23	5	6	49	65.0	
Rider	11/17/2019	92-55	W	23-60	.383	3-21	.143	6-14	.429	12	35	47	44.7	22	10	29	3	7	55	61.7	
vs St. John's (NY)	11/23/2019	80-67	W	25-66	.379	3-16	.188	14-22	.636	17	24	41	43.8	21	9	16	4	4	67	63.0	
vs Virginia	11/24/2019	45-48	L	18-49	.367	5-16	.313	7-7	1.000	9	22	31	41.2	13	6	13	5	4	48	60.0	
at Princeton	11/26/2019	67-65	W	27-57	.474	7-26	.269	4-9	.444	7	28	35	40.2	17	13	11	3	3	65	60.8	
at San Francisco	12/03/2019	71-67	W	24-66	.364	8-28	.286	11-16	.688	11	30	41	40.3	17	5	11	6	7	67	61.7	
Louisiana	12/07/2019	77-65	W	21-49	.429	8-24	.333	15-20	.750	5	29	34	39.5	20	7	20	3	4	65	62.1	
Prairie View	12/11/2019	88-79	W	25-58	.431	8-16	.500	21-33	.636	13	26	39	39.4	31	16	20	3	6	79	64.0	
Georgia	12/14/2019	79-59	W	23-66	.348	2-24	.083	11-20	.550	15	28	43	39.8	20	12	19	1	11	59	63.5	
vs Saint Mary's (CA)	12/18/2019	56-96	L	34-57	.596	16-26	.615	12-17	.706	5	32	37	39.5	16	19	10	3	10	96	66.5	
Creighton	12/21/2019	60-67	L	27-61	.443	7-24	.292	6-8	.750	9	34	43	39.8	15	15	11	4	2	67	66.5	
Texas Southern	12/28/2019	98-81	W	26-60	.433	9-22	.409	20-24	.833	14	19	33	39.3	22	16	22	0	5	81	67.6	
at Arizona	01/04/2020	47-75	L	30-63	.476	4-15	.267	11-22	.500	11	38	49	40.0	18	17	13	6	6	75	68.1	
at Oregon St.	01/09/2020	82-76	W	23-50	.460	8-21	.381	22-31	.710	5	26	31	39.4	18	13	14	5	5	76	68.7	
at Oregon	01/11/2020	69-78	L	26-54	.481	12-29	.414	14-23	.609	10	27	37	39.3	16	16	12	4	4	78	69.3	
Colorado	01/16/2020	61-68	L	21-52	.404	7-18	.389	19-26	.731	8	32	40	39.3	16	13	13	3	8	68	69.2	
Utah	01/18/2020	83-64	W	22-56	.393	6-24	.250	14-20	.700	14	24	38	39.2	14	16	18	3	6	64	68.9	
Arizona	01/25/2020	66-65	W	23-57	.404	6-20	.300	13-18	.722	9	34	43	39.4	13	11	18	5	7	65	68.7	
at Washington St.	01/29/2020	65-67	L	23-56	.411	10-25	.400	11-16	.688	7	27	34	39.2	16	14	19	4	12	67	68.6	
Total		1372		488-1159	.421	139-428	.325	257-392	.656	205	578	783	39.2	367	249	330	73	123	1372	68.6	
Arizona St.		1447		528-1248	.423	135-441	.306	256-383	.668	205	533	738	36.9	369	223	263	71	159	1447	72.4	

## Opponents Averages

Games Played	Points/game	FG Pct	3FG Pct	FT Pct	Rebounds/game	Assists/game	Turnovers/game	Assist/Turnover ratio	Steals/game	Blocks/game
20	68.6	42.1	32.5	65.6	39.2	12.5	16.5	0.8	6.2	3.7

# Competition Under Coach Hurley



Coach Bobby Hurley and his staff have played non-conference games against some of the best and have proven they are not afraid to go on the road. Expect the effort to schedule the best to continue. In his first five years he has played road games all over the nation against all conferences with trips to Creighton, Georgia, Kansas, Kentucky, Princeton, San Diego State, San Francisco, UNLV and Vanderbilt.

## SUN DEVIL TEAMS PLAYED OR TO BE PLAYED SINCE HIRING OF BOBBY HURLEY

Creighton (Big East)	Nevada (MWC)	UNLV (MWC)
Georgia (SEC)	NC State (ACC)	Utah State (MWC)
Kansas (Big 12)	Purdue (Big 10)	Vanderbilt (SEC)
Kansas State (Big 12)	San Diego State (MWC)	Virginia (ACC)
Kentucky (SEC)	St. John's (Big East)	Xavier (Big East)
Marquette (Big East)	St. Mary's (WCC)	
Mississippi State (SEC)	Texas A&M (SEC)	



# Sun Devil Men's Basketball Head Coach Bobby Hurley

## SUN DEVIL NOTABLES UNDER HEAD COACH BOBBY HURLEY



Hurley coaching courtside against No. 1 Kansas.


- Named 14th men's basketball coach of ASU on April 9, 2015.
- Sun Devils matched highest ranking in school history (third) in December of 2017.
- Finished second in Pac-12 in 2018-19 (12-6) for just the fourth time in school history (41 seasons).
- Defeated No. 1 Kansas on Dec. 22, 2018, the program's only home victory against the nation's top-ranked team.
- Notched its first NCAA Tournament win since 2009 and posted 23 wins for just the eighth time in school history in 2018-19.
- Prior to its past two NCAA appearances, ASU had made the NCAA Tournament three times in the previous 22 seasons (1996-2017).
- ASU has averaged 80.04 points per game the past two seasons, tops in the Pac-12.
- ASU had not made March Madness in back-to-back years since 1980-81, yet now ASU is the only Pac-12 school to make the NCAAs the last two seasons.
- Won exempt tournaments in November of 2017 and 2018 after not winning one since November of 1994.
- In 2017-18 ASU averaged a school-record 10,603 fans, as the 4,103 extra bodies from 2016-17 to 2017-18 was the second-best increase in all of college hoops.



Hurley celebrating with the team after beating No.1 Kansas in 2018.




# 2019-20 SUN DEVIL TV ROSTER



**00 MICKEY MITCHELL**  
F 6-7 225 SR  
Orlando, FL



**1 REMY MARTIN**  
G 6-0 175 JR  
Chatsworth, CA



**2 ROB EDWARDS**  
G 6-5 205 SR  
Detroit, MI




**3 CALEB CHRISTOPHER**  
G 6-1 180 FR  
Carson, CA




**4 KIMANI LAWRENCE**  
F 6-8 220 JR  
Providence, RI



**5 ELIAS VALTONEN**  
G 6-7 195 SO  
Eura, Finland



**10 JAELEN HOUSE**  
G 6-2 160 FR  
Phoenix, AZ




**11 ALONZO VERGE, JR.**  
G 6-3 165 JR  
Chicago, IL




**12 MICAH BURNO**  
G 6-0 180 FR  
Scottsdale, AZ



**15 JOHN OLMSTED**  
F 6-10 215 FR  
Morenci, AZ



**20 KHALID THOMAS**  
F 6-9 210 JR  
Portland, OR



**22 ANDRE ALLEN**  
F 6-9 210 JR  
Los Angeles, CA



**23 ROMELLO WHITE**  
F 6-8 245 JR  
Atlanta, GA



**24 JALEN GRAHAM**  
F 6-9 205 FR  
Phoenix, AZ



**25 GRANT FOGERTY**  
G 6-0 175 SR  
Scottsdale, AZ



**30 KYLE FEIT**  
G 6-4 190 SO  
West Palm Beach, FL



**35 TAESHON CHERRY**  
F 6-8 210 SO  
El Cajon, CA