

2023-24 SUN DEVIL WBB GAME NOTES

2023-24 Schedule/Results (11-17, 3-13 Pac-12)

DAY & DATE	OPPONENT	TIME/RESULT
MON., NOV. 6	UTSA (ASU Live Stream)	W, 70-55

FRI., NOV. 10	MONTANA STATE (ASU Live Stream)	W, 75-62
---------------	---------------------------------	----------

MON., NOV. 13	SAN FRANCISCO (ASU Live Stream)	W, 77-69
---------------	---------------------------------	----------

Pac-12/SWAC Legacy Series

Thurs., Nov. 16	at Grambling State	L, 67-70
-----------------	--------------------	----------

SUN., NOV. 19	IDAHO STATE (ASU Live Stream)	W, 72-40
---------------	-------------------------------	----------

Virgin Islands Paradise Jam (Nov. 23-25/ St. Thomas, U.S. Virgin Islands)

Thurs., Nov. 23	vs. No. 12/11 Texas (ESPN+)	L, 42-84
-----------------	-----------------------------	----------

Fri., Nov. 24	vs. South Florida (ESPN+)	W, 66-49
---------------	---------------------------	----------

Sat., Nov. 25	vs. High Point (ESPN+)	W, 77-69
---------------	------------------------	----------

BRIANN JANUARY CLASSIC DEC. 1-2/TEMPE, ARIZ.

FRI., DEC. 1	PACIFIC (Pac-12 Arizona)	W, 76-66
--------------	--------------------------	----------

SAT., DEC. 2	XAVIER (ASU Live Stream)	Canceled
--------------	--------------------------	----------

FRI., DEC. 8	GRAND CANYON (ASU Live Stream)	L, 59-66
--------------	--------------------------------	----------

SUN., DEC. 17	ARIZONA* (Pac-12 Networks)	L, 52-91
---------------	----------------------------	----------

Jerry Colangelo's 2023 Hall of Fame Series, Phoenix, Ariz.

Wed., Dec. 20	vs. Fresno State	W, 80-76
---------------	------------------	----------

SAT., DEC. 30	SANTA CLARA (ASU Live Stream)	L, 55-65
---------------	-------------------------------	----------

FRI., JAN. 5	No. 15/12 UTAH* (Pac-12 Networks)	L, 41-58
--------------	-----------------------------------	----------

SUN., JAN. 7	No. 5/7 COLORADO* (Pac-12 Networks)	L, 68-81
--------------	-------------------------------------	----------

Fri., Jan. 12	at Oregon* (Pac-12 Networks)	L, 53-65
---------------	------------------------------	----------

Sun., Jan. 14	at Oregon State* (Pac-12 Networks)	L, 55-92
---------------	------------------------------------	----------

Fri., Jan. 19	at Washington State* (Pac-12 Networks)	L, 64-79
---------------	--	----------

Sun., Jan. 21	at Washington* (Pac-12 Networks)	W, 73-65
---------------	----------------------------------	----------

FRI., JAN. 26	NO. 6/5 STANFORD* (Pac-12 Networks)	L, 50-80
---------------	-------------------------------------	----------

SUN., JAN. 28	CAL* (Pac-12 Networks)	W, 76-71
---------------	------------------------	----------

Sun., Feb. 4	at Arizona* (Pac-12 Networks)	L, 52-63
--------------	-------------------------------	----------

Fri., Feb. 9	at No. 10/11 USC* (Pac-12 Networks)	L, 63-81
--------------	-------------------------------------	----------

Sun., Feb. 11	at No. 9/10 UCLA* (Pac-12 Networks)	L, 45-78
---------------	-------------------------------------	----------

FRI., FEB. 16	WASHINGTON* (Pac-12 Networks)	W-2OT, 73-65
---------------	-------------------------------	--------------

SUN., FEB. 18	WASHINGTON STATE* (Pac-12 Networks)	L, 46-73
---------------	-------------------------------------	----------

Fri., Feb. 23	at Cal* (Pac-12 Networks)	L, 55-67
---------------	---------------------------	----------

Sun., Feb. 25	at No. 3/3 Stanford* (Pac-12 Networks)	L, 67-81
---------------	--	----------

THURS., FEB. 29	No. 8/8 UCLA* (Pac-12 Networks)	7 P.M. MST
-----------------	---------------------------------	------------

SAT., MAR. 2	No. 7/9 USC* (Pac-12 Networks)	12 P.M. MST
--------------	--------------------------------	-------------

2024 Pac-12 Women's Basketball Tournament

Mar. 6, 7, 8, 10	TBD	TBD
------------------	-----	-----

Home games (listed in **BOLD CAPS**) played at Desert Financial Arena.

* - Pac-12 Game

Game No. 29

Arizona State
(11-17, 3-13 Pac-12)

vs.

No. 8/8 UCLA
(22-5, 11-5 Pac-12)

Thursday, February 29, 2024

7 p.m. MST • Desert Financial Arena • Tempe, Ariz.

Pac-12 Arizona • KDUS AM 1060

UP NEXT

The Sun Devil women's basketball team (11-17, 3-13 Pac-12) kicks off the final weekend of regular season play on Thursday (7 p.m. MST) when it hosts No. 8 UCLA at Desert Financial Arena. Thursday's game vs. UCLA is the first of back-to-back Top 10 matchups for the Sun Devils. On Saturday (12 p.m. MST) ASU will face No. 7 USC on Senior Day. The Sun Devil women's basketball program will honor Sun Devil seniors Maggie Besselink, Treasure Hunt and Jaddan Simmons before the game.

ASU will begin postseason play at the Pac-12 Tournament which gets underway Wed., Mar. 6 at the MGM Grand Arena in Las Vegas. This weekend's results will determine ASU's seed for next week's tournament.

SETTING THE SCENE

ASU will have a pair of opportunities to pull off major upsets this weekend. A win in either game would provide it with a tremendous boost of momentum heading into next week's Pac-12 Tournament.

After playing nine of their last 13 games on the road, ASU will conclude the regular season playing in front of their home crowd. Its stretch of road games culminated with a pair of hard-fought losses in the Bay Area, falling to Cal 67-55 and then-No. 3 Stanford 81-67... ASU was led on the offensive end by Jalyn Brown (18.0 ppg), Mallory Miller (11.0 ppg), Kadidia Toure (came off the bench and averaged 9.5 ppg) and Trayanna Crisp (9.0 ppg)... While wins and losses are the most obvious signs of improvement, sometimes the indicators are a bit more subtle. Case in point was Sunday's game against Stanford. Playing at Maples Pavilion, one of the most intimidating venues in the country, ASU was within single digits with 8:05 remaining in the fourth quarter. It was the first time since 2016 that an ASU team was playing a Stanford team at Maples and the teams were separated by single digits at some point in the final 10 minutes.

Thursday's game is a rematch of UCLA's 78-45 win played on Feb. 11 in Los Angeles. Brown led all players with 25 points while Journey Thompson just missed double figures in rebounds with a game-high nine boards. After getting outscored 17-10 in the first quarter, ASU put together its best sequence of the game as it outscored UCLA 7-2 over the first six-plus minutes of the second quarter to pull within two points, 19-17. ASU's inability to do more damage on the scoreboard was magnified when the Bruins regained their footing and closed the half with a 9-2 run to take a 28-19 lead at the half. UCLA's success carried over into the third quarter as it opened the second half with a 17-6 run to more than double its half-time lead, 45-25 with 5:48 remaining in the third quarter.

WATCH/LISTEN

Thursday's game can be seen on Pac-12 Arizona. The game can also be heard on KDUS AM 1060. Veteran broadcaster and the state of Arizona's 2010 & 2019 Broadcaster of the Year – and a finalist for the 2023 award – Jeff Munn is in his 20th season as the voice of ASU women's basketball. He will be joined by former ASU head coach Maura McHugh.

SUN DEVIL

W O M E N ' S B A S K E T B A L L

2023-24 SUN DEVIL WBB GAME NOTES

SUN DEVIL WBB 2023-24 QUICK FACTS

School Information

Location	Tempe, Ariz.
Founded	1885
Enrollment.....	103,410
Nickname	Sun Devils
Colors	Maroon and Gold
Conference	Pac-12
Arena (Capacity).....	Desert Financial Arena (14,100)
President	Dr. Michael Crow
Interim Athletics Director	Jim Rund
WBB Administrators ...	Christina Wombacher (Sr. Associate AD/SWA)
.....	Natesh Rao (Sr. Associate AD)

Staff

Head Coach	Natasha Adair (2nd season)
Record at ASU (seasons)	19-37 (2nd season)
Career record (seasons)	186-180 (12th season)
Associate Head Coach	Darrell Mosley (2nd season)
Assistant Coach/Recruiting Coordinator ...	Mykala Walker (2nd season)
Assistant Coach	Camille Collier (2nd season)
Special Asst. to the Head Coach.....	Yvonne Sanchez (1st season)
Director of Operations	Carter Caplan (2nd season)
Asst. Director of Operations.....	Lizzie Oleary (2nd season)

Media Relations Contacts

Associate SID	Steve Rodriguez
Cell/Email	480-254-2489 / steve.rodriguez@asu.edu
Sr. Associate AD, Media Relations	Doug Tammaro
Cell/Email	480-734-7795 / tammaro@asu.edu

Returners

#2	Jaddan Simmons	G	5-9	Sr.
#4	Trayanna Crisp	G	5-8	So.
#11	Maggie Besselink	G/F	6-3	Sr.
#12	Treasure Hunt	G	6-2	Sr.
#22	Journey Thompson	F	6-3	So.
#30	Morasha Wiggins	F	6-0	Jr.
#44	Isadora Sousa	G	6-0	Grad.

Newcomers

#1	Kadidia Toure	F	6-3	So.
#10	Marina Radocaj	G/F	6-2	Fr.
#13	Sandra Magolico	F	6-2	Jr.
#21	Hanna Miller	F	6-2	So.
#23	Jalyn Brown	G	6-1	So.
#24	Mallory Miller	F	6-4	Fr.
#25	Adison Novosel	G	5-11	Jr.

Will miss 2023-24 due to injury (returner)

#3	Tyi Skinner	G	5-5	Jr.
----	-------------	---	-----	-----

Pronunciation Guide

Natasha Adair – A-dare
Maggie Besselink – Bessel-ink
Jalyn Brown – Jay-lynn
Trayanna Crisp – Tray-on-nah
Sandra Magolico – Sahn-dra Mag-oh-leek-oh
Adison Novosel – No-vuh-sell
Marina Radocaj – Maude-E-nuh Rahd-oh-chai
Jaddan Simmons – Jade-en
Tyi Skinner – Tie
Isadora Sousa – So-za
Kadidia Toure – kuh-DEE-shuh TORE-ay
Morasha Wiggins – more-AH-shuh

GUEST COACHES

A pair of ASU professors who currently or have previously instructed members of the Sun Devil women's basketball team will serve as guest coaches on Thursday: Kurt Miltenberger - Clinical Assistant Professor (FSC), Mary Lou Fulton Teachers College / Maggie Besselink and Dr. Jada Ach - Assistant Teaching Professor, Faculty of Interdisciplinary Humanities and Communication / Sandra Magolico, Tyi Skinner, Treasure Hunt and Morasha Wiggins.

JALYN BROWN ASCENDING TO SUPERSTAR STATUS

- As the season has progressed, Jalyn Brown has evolved into one of the top performers in the Pac-12. In league games, Brown is currently 3rd in the Pac-12 in scoring (20.1 ppg) & t-5th in scoring in all games (17.5 ppg).
- Brown has scored in double figures 23x, including 21x in the last 22 games and the last 15 games in succession. During that 15-game stretch, she is averaging 20.4 ppg and also leads the team in 3FGs per game (1.7) and free throws made (72), attempted (89) and FT percentage (80.9).
- In contest vs. No. 5 Colorado on Jan. 7, Brown scored 35 points, the most points by a Sun Devil in the 21st century.
- Added a second 30-point game, scoring 34 points (11-20 FGs, 4-5 3FGs, 8-8 FTs) in ASU's first Pac-12 win at Washington (Jan. 21).

MOST POINTS IN A GAME BY A SUN DEVIL SINCE 2000

- 35 - Jalyn Brown vs. Colorado (1/7/24)
- 34 - Jalyn Brown at Washington (1/21/24)
- 34 - Jade Loville at San Diego (12/18/21)
- 33 - Jade Loville vs. Oregon St. (2/4/22)
- 32 - Kylan Loney vs. Arizona (1/31/04)
- 30 - Kianna Ibis at Utah (12/31/17)
- 30 - Amanda Levens vs St. Peter's (11/17/01)

MOST 20-POINT GAMES BY A SUN DEVIL SINCE 2000

- 15 - Tyi Skinner (2022-23)
- 12 - Jalyn Brown (2023-24)
- 12 - Amanda Levens (2001-02)
- 9 - Jade Loville (2021-22)
- 8 - Kianna Ibis (2018-19)

SERIES NOTES VS. UCLA

- Including its win on over ASU earlier this season, UCLA has won the last 15 meetings.
- In last year's Pac-12 Tournament first round contest, the Sun Devils staged a furious rally to take a two-point lead in regulation after falling behind by 19 points in the third quarter. The Bruins were able to force overtime and went on to win the game 81-70.

WHAT TO LOOK FOR

- As of Feb. 28, 2024, ASU is ranked in the top half of the Pac-12 in FT attempts per game (2nd/17.7), 3rd in fewest turnovers per game (12.7/23rd in the nation), 4th in offensive rebounds per game (11.6) and turnover margin (+2.39/85th in the nation), 5th in FTs made per game (12.1) and 6th in turnovers forced per game (15.1) and steals per game (7.2).
- In terms of individual national rankings, Jaddan Simmons is ranked 10th in the nation in minutes per game (37.17), 65th in FTs made (105) and 74th in FT attempts (135). Jalyn Brown is 41st in the nation in minutes per game (35.42) and 67th in scoring (17.5 ppg).
- ASU has had 6 players lead/tie for team lead in scoring: Brown (14x),

SUN DEVIL

W O M E N ' S B A S K E T B A L L

2023-24 SUN DEVIL WBB GAME NOTES

Crisp (6x), Simmons (5x), Kadidia Toure (4x), Treasure Hunt (1x) and Journey Thompson (1). Brown's career-high 35 points vs. No. 5 Colorado (Jan. 7), is the highest single-game total by a Sun Devil this season.

- In the rebounding department, 9 players have led/tied for the team lead: Thompson (10x), Simmons (5x), Toure (4x), Maggie Bes-selink (4x), Brown (4x), Mallory Miller (3x), Sandra Magolico (2x), Isadora Souza (2x) and Hunt (1x). Toure's 14-rebound game vs. San Francisco (Nov. 13) represents the most rebounds by a Sun Devil this season.

- ASU has averaged only 11.6 turnovers (+2.8 turnover margin) in its last 22 games. It has had 11 or fewer turnovers 9x during that stretch, including a miniscule 2 turnovers in its game at Stanford (Feb. 25), its fewest number of turnovers since at least 1999-00. For the season, ASU is averaging 12.7 turnovers per game. In Natasha Adair's first season in 2022-23, ASU finished No. 2 in the Pac-12 and 10th in the nation in fewest turnovers per game (12.3). Only ASU's 2017-18 squad averaged fewer turnovers per game (11.7) in a season.

- In ASU's last 10 games, Trayanna Crisp has played 406:39 of a possible 410 minutes, including a career-high 50 mins in 2OT win over Washington (Feb. 16). Only game she has not played all 40 minutes in that span is when she played 36:39 at UCLA (Feb. 11). The last time ASU was at home, Crisp led the team in scoring (18.5 ppg) and steals (2.0 spg) and played all 90 mins (includes double-OT game), in ASU's contests vs. UW (Feb. 16) and vs. WSU (Feb. 18).

- In ASU's last 5 games, Mallory Miller has averaged 8.4 ppg (3rd on team), 5.6 rpg (leads team) and 1.2 bpg (leads team). She scored 7 points and grabbed a career-high 10 rebounds in 2OT win over UW (Feb. 16). She played a big role in getting the game to OT as she hit a jumper to get ASU within two and then stepped up again by hitting a pair of free throws with 15 seconds remaining to send the game to overtime. She averaged 11.0 ppg on last week's road trip to the Bay Area, scoring 11 points at both Cal (Feb. 23) and Stanford (Feb. 25/first career start), her second and third double-figure scoring games. Miller scored a career-high 15 points at WSU (Jan. 19).
- Jaddan Simmons has 24 assists and 6 TOs in ASU's last 8 games.

ABOUT THOSE MINUTES

Jaddan Simmons (37.1 minutes per game) and Jalyn Brown (35.2) rarely come out of the game as the past two years have resulted in some heavy Sun Devil minutes. Prior to 2020-21, two Sun Devils averaged more than 30 minutes a game, as Promise Amukamara averaged 30.3 in 2014-15 and Natalie Tucker in 1999-2000 averaged 30.9. Three Sun Devils averaged at least 34 minutes per game last year and three more are on pace for 33 per game this year.

SUN DEVIL WOMEN'S BASKETBALL MINUTES PER GAME PAST 25 SEASONS (1999-2000 TO PRESENT)

37.1 -Jaddan Simmons, 2023-24
36.9-Jaddan Simmons, 2022-23
36.6-Tyi Skinner, 2022-23
35.2-Jalyn Brown, 2023-24
34.0-Treasure Hunt, 2022-23
33.6-Trayanna Crisp, 2023-24
31.4-Taya Hanson 2020-21

ASU 2023-24 SCORING HIGHS /LOWS

Most points (Game)

80 - vs. Fresno State (N) - 12.20.23
77 - (2x) last vs. High Point (N) - 11.25.23
76 - (2x) last vs. Cal - 1.28.24

Fewest points (Game)

41 - vs. Utah - 1.5.24
42 - vs. Texas (N) - 11.23.23
45 - at UCLA - 2.11.24

Most points (Quarter)

30 - vs. Montana State (1st) - 11.10.23
27 - (2x) last at Stanford (4th) - 2.25.24
25 - vs. UTSA (1st) - 11.6.23

Fewest points (Quarter)

6 - (5x) last vs. Washington (2nd) - 2.16.24
7 - (5x) last vs. WSU (4th) - 2.18.24
8 - (5x) last at Stanford (2nd) - 2.25.24

Most points (1st half)

49 - vs. UTSA - 11.6.23
45 - vs. Montana State - 11.10.23
43 - vs. Cal - 1.28.24

Fewest points (1st half)

14 - vs. Utah - 1.5.24
15 - vs. Washington - 2.16.24
19 - at UCLA - 2.11.24

Most points (2nd half)

48 - vs. Pacific - 12.1.23
44 - at Stanford - 2.25.24
43 - vs. Colorado - 1.7.24

Fewest points (2nd half)

19 - vs. Texas (N) - 11.23.23
21 - vs. UTSA - 11.6.23
23 - at Cal - 2.23.24

OPPONENT 2023-24 SCORING HIGHS /LOWS

Most points (Game)

92 - at Oregon State - 1.14.24
91 - vs. Arizona - 12.17.23
84 - vs. Texas - 11.23.23

Fewest points (Game)

40 - vs. Idaho State - 11.19.23
49 - vs. South Florida (N) - 11.24.23
55 - vs. UTSA - 11.6.23

Most points (Quarter)

31 - at Stanford (4th) - 2.25.24
28 - (2x) last at Oregon State (1st) - 1.14.24
27 - (3x) last vs. WSU (4th) - 2.18.24

Fewest points (Quarter)

5 - vs. Idaho St. (1st) - 11.19.23
6 - vs. Santa Clara (3rd) - 12.30.23
8 - vs. Montana St. (2nd) - 11.10.23

Most points (1st half)

52 - vs. Arizona - 12.17.23
50 - vs. Colorado - 1.7.24
46 - at Oregon State - 1.14.24

Fewest points (1st half)

15 - vs. Idaho State - 11.19.23
21 - vs. South Florida (N) - 11.24.23
23 - vs. UTSA - 11.6.23

Most points (2nd half)

50 - at UCLA - 2.11.24
47 - vs. WSU - 2.18.24
46 - at Oregon State - 1.14.24

Fewest points (2nd half)

23 - (3x) last vs. Washington - 2.16.24
26 - at Cal - 2.23.24
27 - vs. Santa Clara - 12.30.23

SEASON SUMMARY

- ASU has had a pair of season-best three-game winning streaks in 2023-24. It started 3-0 after home wins over UTSA (70-55/Nov. 6), Montana State (75-62/Nov. 10) & San Francisco (77-69/Nov. 13). In the first half of its first three wins, ASU averaged 45.3 points & hit 49.5 pct of its shots. In the win vs. UTSA, ASU tied last season's highest point total in a half on its way to a 49-23 halftime lead. Against Montana State (Nov. 30), ASU scored 30 points in the first quarter, representing the third time it has scored 30 or more points in a quarter under head coach Natasha Adair.

- In its first loss at Grambling State (Nov. 16), ASU scored 32 points and shot 38 pct. in the first half while allowing the Tigers to score 45 points. Down by as many as 17, ASU tied the game at 67-67 before the Tigers hit game-winning 3-pointer in final seconds.

- ASU responded with a 72-40 win over Idaho State. The Bengals' final point total represented the fewest given up by ASU since a 49-40 win over VCU on November 27, 2020.

- After dropping an 84-42 decision to Texas in its first game at the Virgin Islands Paradise Jam (Nov. 23), ASU once again rebounded with a 3-game winning streak. Less than 24 hours after the setback to Texas, ASU had to face a South Florida squad (Nov. 24) that entered the game among the Top 50 teams in the nation in rebounding margin (+10.8). ASU rose to the challenge and outrebounded the Bulls 38-32 in its 66-49 win. In its 77-69 win over High Point (Nov. 25), ASU shot 50 percent for the game, the first time it shot 50 percent or higher since a win at San Diego on Dec. 18, 2021. Brown

SUN DEVIL

W O M E N ' S B A S K E T B A L L

2023-24 SUN DEVIL WBB GAME NOTES

INDIVIDUAL PAC-12 RANKINGS (ALL GAMES - AS OF FEB. 27)

Player	Category	Rank (value)
Jalyn Brown	Scoring	t-5th (17.5 ppg)
Jaddan Simmons	Assists	12th (3.4 apg)
Jalyn Brown	FT Pct.	12th (78.8)
Jaddan Simmons	FT Pct.	13th (77.8)
Jalyn Brown	3FG pct.	19th (36.0)
Jaddan Simmons	Steals	9th (1.7 spg)
Trayanna Crisp	Steals	12th (1.4 spg)
Journey Thompson	O-Rebs	t-12th (2.0 rpg)
Jaddan Simmons	Assist-TO Ratio	14th (1.7)
Jaddan Simmons	Minutes	1st (37.17)
Jalyn Brown	Minutes	4th (35.42 mpg)
Trayanna Crisp	Minutes	8th (33.9 mpg)

INDIVIDUAL PAC-12 RANKINGS (PAC-12 GAMES - AS OF FEB. 27)

Player	Category	Rank (value)
Jalyn Brown	Scoring	3rd (20.1 ppg)
Jaddan Simmons	Assists	9th (3.6 apg)
Jalyn Brown	FT Pct.	9th (81.7)
Jaddan Simmons	FT Pct.	14th (74.5)
Jalyn Brown	3FG pct.	13th (36.6)
Jaddan Simmons	Steals	t-12th (1.25 spg)
Jalyn Brown	3FGs made	t-11th (1.63)
Jaddan Simmons	Assist-TO Ratio	8th (1.84)
Jaddan Simmons	Minutes	2nd (39.2)
Jalyn Brown	Minutes	3rd (38.0)
Trayanna Crisp	Minutes	13th (34.82)

had her first 20-point game, while Hunt just missed a double-double with season highs in points (19) and rebounds (game-high 8 boards).

- ASU made it three straight wins after a 76-66 triumph over Pacific (Dec. 1). Simmons scored 17 of her career-high 26 points in the 2nd half, including 8 points in the final 94 seconds while Brown contributed 20 points for the second straight game.
- The Sun Devils nearly came back from 14 down in the 4th quarter (got within 4 points 2x) before falling to Grand Canyon, 66-59 on Dec. 8. Simmons (20 points), Crisp (18 points) and Brown (16 points) scored all but 5 of ASU's points.
- ASU dropped consecutive games for the first time this season after falling to Arizona 91-52 in the Pac-12 opener for both teams.
- ASU got back on the winning track scoring a season high in an 80-76 win over Fresno State as part of the Jerry Colangelo Hall of Fame Series played at Footprint Series in Phoenix. Toure scored 12 of her career high-tying 22 points in the second half while Brown continued her streak of scoring in double figures in games she has started (eight) with 20 points. Crisp scored 12 points while Simmons and Thompson (career-high four steals) scored 10 points each. ASU shot 49 percent for the game, its second-highest mark of the season. Simmons, who went over 1,000 career points in the fourth quarter

of the win, set a career high with eight assists and hit a pair of free throws with six seconds remaining to help clinch the win.

- The short-handed Sun Devils nearly came back from a double-digit deficit but in the end did not have enough to get over the hump in 65-55 loss to Santa Clara (Dec. 30). Crisp and (12 points), Simmons (11 points) and Toure (10 points) led the way for the Sun Devils (8-5), who were without key contributors Maggie Besselink and Treasure Hunt. The Sun Devils trailed by as many as 12 in the first half before transforming their defense into a riddle Santa Clara had no answers for during the latter stages of the first half and for the entire third quarter. The net result was a game tied at 44-44 entering the fourth quarter. Santa Clara outscored ASU 21-11 in the 4th Q.
- ASU came through with one of its best defensive efforts of the season in holding Utah, one of the most prolific offenses in the country, more than 30 points below its scoring average. ASU was not able to do enough on the offensive end in 58-41 loss.
- Brown scored 35 points, the most by a Sun Devil in the 21st century in ASU's 81-68 loss to No. 5 Colorado on Jan. 7.
- The Sun Devils dropped both of their contests at the Oregon schools: 65-53 at Oregon and 92-55 at Oregon State. Brown led the team in scoring, averaging 15.5 ppg and knocking down 83 percent of her free throws (10-12) in the two games. Also providing major contributions was Thompson, who averaged 14.0 points and 4.5 rebounds, the second time this season Thompson scored in double figures in consecutive games.
- After falling at WSU 79-64 (Jan. 19), ASU captured its first Pac-12 win at UW, 73-65 on Jan. 21. Brown (34 points) posted her second 30-point game of the season.
- ASU came through with its best offensive performance in recent memory in a 76-71 win over Cal on Jan. Five players scored in double figures led by Jalyn Brown, who had a game-high 21 points to help ASU accumulate its season-high point total in conference play. ASU was remarkable throughout the game on the offensive end as it shot 54.8 pct, its highest FG pct. since shooting 56 pct vs. SIU on Nov. 24, 2018. It was its highest percentage in a Pac-12 game since a 55.6-percent effort vs. Arizona on February 16, 2018. On top of those feats, ASU set a school record for 3-point FG pct (minimum of 10 attempts) as it hit 80 pct (8-10) of its attempts.
- In a game in which the final score belied the closeness of the game, ASU came up short at Arizona, 63-52 on Feb. 4. Crisp (15 points, five rebounds) led the Sun Devils, who were looking to win back-to-back road games in league play for the first time since January of 2020. Any hope the Sun Devils had of squaring this year's edition of the Territorial Cup Series was extinguished less than four minutes into the final period as the Wildcats added on to the four-point spurt at the end of the third quarter by scoring the first nine points of the final one to extend out to a 54-41 lead. The Wildcats were never threatened after what ended up being an 18-2 run that put ASU into a 59-43 hole with under four minutes remaining.
- ASU ended its run of nine games on the road with contests at No. 9 USC and No. 10 UCLA. At USC, after trailing by as many as 19 points, ASU whittled USC's lead down to 10 after Toure's jumper with 17 seconds left in the first half. The Sun Devils got even closer, trimming USC's lead to single digits after Crisp's 3-pointer in the opening moments of the third quarter made the count 38-31. As fast as the Sun Devils got back into game, they lost their grasp of it just as quickly as the Trojans – in fewer than three minutes – reclaimed a firm grip of the contest by outscoring ASU 10-2 to take a

SUN DEVIL

W O M E N ' S B A S K E T B A L L

2023-24 SUN DEVIL WBB GAME NOTES

commanding lead once again, 50-33, with 6:14 remaining. The Sun Devils would cut the lead to 11 once more but were not able to get any closer... At UCLA, after getting outscored 17-10 in the first quarter, the Sun Devils put together their best sequence of the game as they outscored UCLA 7-2 over the first six-plus minutes of the second quarter to pull within two points, 19-17. If there was a negative during the successful stretch it was the Sun Devils not being able to score more points while the Bruins were struggling with their offense. ASU's inability to do more damage on the scoreboard was magnified when the Bruins finally found their footing and closed the half with a 9-2 run to take a 28-19 lead at the half. UCLA's success carried over into the third quarter as they opened the second half with a 17-6 run to more than double their halftime lead, 45-25 with 5:48 remaining in the third quarter.

- ASU came home and had a split with the Washington schools. It started the weekend with a 2OT win over UW 73-66 to sweep the Huskies. It dropped the second game of the weekend to WSU, 73-46. Crisp led ASU in scoring (18.5 ppg) and steals (2.0 spg) and played all 90 mins (including all 50 minutes of the double-OT win over UW). Crisp (23 points) and Sousa (16 points) both posted career highs in scoring as the duo combined for 39 points to ASU rally from a 14-point second half deficit to capture the win over the Huskies. Also contributing in the win were Brown, who scored all 16 of her points in the second half and OT and freshman Mallory Miller, who scored seven points and grabbed a career-high 10 rebounds, hit a jumper to get ASU within two and then stepped up again by hitting a pair of free throws with 15 seconds remaining to send the game to overtime.

ASU WITHOUT ALL-PAC-12 STANDOUT TYI SKINNER IN 2023-24

The 2023-24 squad was dealt a tremendous blow when Natasha Adair announced Oct. 4, 2023, that senior guard Tyi Skinner would miss the 2023-24 season due to a knee injury.

Skinner, who last season earned All-Pac-12 honorable mention honors from the league's coaches and All-Pac-12 recognition from media who cover the league, quickly established herself as one of top scorers in the Pac-12 and one of the most exciting players in the nation to watch in her first season in Tempe.

In 2022-23, Skinner scored 20 or more points 15 times, including a career-high 29 points on two occasions. A starter in all 28 games, Skinner went on to average 19.3 points per game, the most by a Sun Devil since the 1988-89 season. She concluded her first campaign in the Maroon and Gold among the leaders in the Pac-12 in points per game (19.3/2nd/27th in the nation), 3-pointers per game (2.43 per game/2nd), minutes per game (36.59/3rd/29th in the nation), free throws made (79/3rd) and attempted (91/4th), steals per game (1.71/5th), 3-point FG percentage (34.7/6th) and free throw percentage (78.1/8th).

ASU'S 2023-24 INJURIES

- Tyi Skinner - entire season
- Morasha Wiggins - out for the season after ASU's 8th game
- Treasure Hunt - Played in 11 games before it was announced on Jan. 12 she would be out due to personal reasons
- Maggie Besselink - played in 12 games before suffering season-ending injury at Washington State (19th game of the season)
- Isadora Sousa - Missed first 10 games due to injury before making 2023-24 debut vs. Arizona (Dec. 17)

PLAYER NOTES

#1 • Kadidia Toure • F • 6-3 • So. • Silver Spring, Md.

- Transferred to ASU in 2023 (played @James Madison as freshman).
- Has played in every game (7 starts) and leads the team in FG pct. (45.6), is 2nd in O-rebs (1.6 rpg), tied for 3rd in steals (0.9 spg) and 4th in rebounds (4.1 rpg) and scoring (6.3 ppg).
- Had strong weekend on Bay Area trip, averaging 9.5 points, 5.0 rebounds and shooting 50 pct from the floor (8-16). Scored 10 points and had 8 boards (personal high in Pac-12 game) at Cal (Feb. 23) and added 9 points (4-6 FGs) and made her first 3-pointer as a Sun Devil at Stanford (Feb. 25).
- Consecutive games vs. Fresno State (Dec. 20) and vs. Santa Clara (Dec. 30): Led team in scoring (16.0 ppg) and rebs (6.5 rpg). Tied career high (22 points) vs. Fresno State.
- During earlier 3-game stretch (game Nos. 2-4), averaged 19.0 ppg & 9.3 rebs per game... Posted first career double-double with career highs in points (22) & rebounds (14) vs. San Francisco (Nov. 13).
- Four-year varsity player for Our Lady of Good Counsel (Olney, Md.). As a senior in 2022, the league's player of the year averaged 14 points, 13 rebounds and four blocks on her way to WCAC Player of the Year honors and first-team All-Met recognition.

#2 • Jaddan Simmons • G • 5-9 • Sr. • Houston, Texas

- Has started 104 of 105 career games (10.7 ppg avg./1122 career points/18th all time).
- Currently leads ASU in FTs attempted (135), made (105), assists (3.4 apg), steals (1.7 spg) and minutes (37:10 mpg), is 2nd in FT pct. (78.5), 3rd in scoring (9.9 ppg), overall rebounds (4.3 rpg) and O-rebs (1.4 rpg).
- Last 3 games: 24 assists/8 turnovers.
- Connected on season-high 10 FTs 2x (vs. UTSA/vs. Pacific).
- Played 38 or more minutes in more than half (17x) of team's games, including career-high 50 mins in 2OT win over Washington (Feb. 16).
- Has grabbed season-high 7 rebounds 6x this season, had 3 or more steals 8x this season (season-best 5 vs. GCU and at WSU) and 5 or more assists 4x (career-high 8 assists vs. Fresno State).
- Played all 80 minutes on Washington road trip – at WSU (Jan. 19) and at UW (Jan. 21) – and averaged 11.0 ppg, 6.5 rpg, 5.0 apg, 3.0 spg and connected on 87.5 percent of her free throws (14-16).
- Scored most points since Dec. 8 after accounting for 15 points, 4 steals and 3 steals in win over Cal (Jan. 28).
- In the month of December (vs. Pacific, vs. GCU, vs. Arizona, vs. Fresno State, vs. Santa Clara), averaged 15.6 ppg, 4.4 rpg, 2.4 apg, 2.4 spg, 6.8 FT attempts. In ASU's win over Fresno State (Dec. 20), Simmons had a career-high 8 assists with zero turnovers.
- Scored career-high 26 points in ASU's win over Pacific (Dec. 1) and was named to Briann January Classic All-Tournament Team.
- First 4 games of season: Averaged 16.0 ppg, 4.0 rpg, 3.8 apg, 3.0 spg and shot 56 pct 3FG (5-9) and 90 pct (27-30) from the line.
- Superb all-around effort at WSU (Jan. 19) included 13 points, 7 rebounds, game-high 7 assists and game-high 5 steals.

SUN DEVIL

W O M E N ' S B A S K E T B A L L

2023-24 SUN DEVIL WBB GAME NOTES

ASU'S 1000-POINT CLUB

Note: Each year listed represents one season.

Ex: 2017-19 = 2016-17, 17-18, 18-19.

Rk.	Points	Name	Yrs.
1.	2,361	Kym Hampton	1981-84
2.	1,670	Cassandra Lander	1980-83
3.	1,405	Sophie Brunner	2014-17
4.	1,383	Danielle Orsillo	2006-08, 2009-10
5.	1,374	Molly Tuter	1994-97
6.	1,370	Sherry Poole	1984-87
7.	1,363	Kristen Kovesdy	2003-06
8.	1,340	Emily Westerberg	2004-07
9.	1,317	Briann January	2006-09
10.	1,248	Robin Connolly	1984-87
11.	1,229	Dymond Simon	2007-09, 2011
12.	1,224	Karen O'Connor	1988-91
13.	1,210	Jill Noe	2003-08
14.	1,194	Jodi Rathbun	1983-86
15.	1,178	Kianna Ibis	2016-19
16.	1,148	Lisa Salsman	1990-93
17.	1,134	Jovonne Smith	1990-93
18.	1,122	Jaddan Simmons	2021-present
19.	1,127	Robbi Ryan	2017-20
20.	1,065	Betsy Boardman	2001-05
21.	1,038	Olivia Jones	1982-83
22.	1,033	Kim Griffiee	1978-81
23.	1,024	Kylan Loney	2002-05
24.	1,020	Amanda Levens	2001-02
25.	1,001	Katie Hempen	2013-16

#3 • Tyi Skinner • G • 5-5 • Sr. • Washington, D.C.

- Was announced on October 4, 2023 that Tyi Skinner will miss the 2023-24 season due to a knee injury.
- Made an immediate impact in her first season as a Sun Devil, earning All Pac-12 recognition from media that cover the league and Pac-12 HM honors from the league's coaches for a season in which she started all 28 games and averaged the most points per game (19.2) in a season since 1988-89.
- Scored in double figures in 25/28 games, including 15x w/20 or more points & finished 2nd in the Pac-12/27th in the nation in ppg.

#4 • Trayanna Crisp • G • 5-8 • So. • Goodyear, Ariz.

- Has played in 56 career games (32 starts).
- Has played in every game this season (25 starts) & has scored in double figures in all but 7 games. In 2 of those games – vs. Utah (Jan. 5) & at WSU (Jan. 19) – didn't return after 1st quarter injuries.
- Is 2nd on team in 3FGs per game (1.3), scoring (11.6 ppg), assists (2.1 apg), steals (1.4 spg), 3rd in mins (33:54 mpg) and FT pct. (75.9).
- In last 10 games, has played 406:39 of possible 410 minutes, including career-high 50 mins in 2OT win over Washington (Feb. 16). Only game she has not played all 40 minutes in that span is when she played 36:39 at UCLA (Feb. 11).
- Led team in scoring (18.5 ppg) and steals (2.0 spg) and played all 90 mins (includes double-OT game), in ASU's contests vs. UW (Feb. 16) and vs. WSU (Feb. 18).
- In 5 games prior to contest at UCLA (Feb. 11), played all 200 mins (led team), 15.4 ppg, 1.4 spg (led team), 3.6 rpg (2nd on team).
- Averaged 19.5 ppg and connected on 47 pct of shots in ASU's 2

wins over UW. Scored 16 points in first meeting in Seattle (Jan. 21) and posted career-highs in scoring (23 points) and rebounds (7) in double-OT win in Tempe (Feb. 16).

- Accounted for 17 points and team-high 5 assists at USC (Feb. 9).
- Scored 11 of 16 points in 2nd half of ASU's win at UW (Jan. 21).
- Five games prior to contest vs. Utah (Jan. 5): Averaged 13.6 ppg (2nd on team) and tied for team lead in steals (2.2 spg).
- Scored 17 points 2x in ASU's first 7 games and surpassed that in 10th game with 18 vs. Grand Canyon (Dec. 8).
- Averaged 14.3 ppg in earlier 4-game stretch (included pair of 17-point efforts vs. Idaho State and vs. South Florida). Also had career-high 6 assists (0 TOs) vs. Idaho State.

#10 • Marina Radocaj • G/F • 6-2 • Fr. • Richmond, British Columbia

- Earned spots on Canada's U16 and U17 teams.
- Member of the 2021 U16 Canadian Team that placed second at FIBA Americas. Radocaj averaged 9.2 points and 5.0 rebounds per game in the six games she played (all starts).
- Played in 5 games at 2022 FIBA U17 Women's Basketball World Cup.
- Has played in 6 games this season. Hit one of ASU's nine 3-pointers in season-opening win over UTSA (Nov. 6).

#11 • Maggie Besselink • G/F • 6-3 • Sr. • Kingston, Ontario

- A starter in 32 of 42 career games, after missing the 2022-23 season due to injury, made her return to the floor in 2023-24.
- Played in 12 games in 2023-24 before suffering season-ending injury at Washington State (Jan. 19).
- Played and started in first 11 games. At the time of injury, was 2nd on the team in rebounds per game (4.6 rpg) and 4th in O-rebounds per game (1.3 rpg).
- Missed six games due to injury (starting with contest vs. Fresno State on Dec. 20)... Returned to action at Washington State (Jan. 19) and was limited to 7 minutes before leaving the game due to injury.
- Besselink, who had not played in a game since Feb. 6, 2022, was not only in the starting lineup in the season opener, but also played a major role in igniting ASU's offense after hitting back-to-back triples in the first quarter vs. UTSA (Nov. 6).
- Scored 11 points and grabbed a game-high 10 rebounds to post her second career double-double at Grambling State (Nov. 16).
- Added 10 points and career-high 3 steals vs. Idaho State (Nov. 19).

#12 • Treasure Hunt • G • 6-2 • Sr. • Chattanooga, Tenn.

- In her first season as a Sun Devil, played & started in 27 games and averaged 34.1 minutes, 11.3 points and 6.1 rebounds. Also made 28 3-pointers and had 22 blocks and 25 steals. Had career-high 24 points vs. Arizona on Jan. 22, 2023, and had career-best 15 rebounds at New Mexico on Nov. 20, 2022.
- Including 2 seasons at Kentucky, started 60 of 83 career games.
- Was announced on Jan. 12 she would not be playing due to personal reasons. Last played vs. Fresno State (Dec. 20). Return is TBD.
- Played in 11 of first 12 games (3 starts) and was averaging 6.9 ppg at the time it was announced she would not be playing.
- Was named to Reef Division All-Tournament Team of the Paradise Jam (Nov. 23-25) after averaging 14.7 ppg while shooting 56 percent (19-34 FGs), including 50 percent (5-10) from long distance, in ASU's 3 contests... Posted season highs in points (19) and rebounds (8) in win over High Point.

SUN DEVIL

W O M E N ' S B A S K E T B A L L

2023-24 SUN DEVIL WBB GAME NOTES

#13 • Sandra Magolico • F • 6-2 • Jr. • Maputo, Mozambique

- Transferred to ASU after playing two seasons at New Mexico CC.
- Has played in 22 games (8.9 mpg). Earned starting spot during ASU's time competing at the Paradise Jam: vs. South Florida on Nov. 24 (scored 8 points, led ASU with 7 boards and tied for team lead with 3 steals) and vs. High Point on Nov. 25 (4 points and 5 rebounds). Would go on to start 3 games, including contest at Pacific (Dec. 1).
- In 2019, competed for the Mozambique national team, playing in nine games and averaged 11.0 minutes per game.
- Started 28/30 games in 2022-23, leading New Mexico JC to a 26-6 record and a Round of 16 finish in the NJCAA WBB Championship.

#21 • Hanna Miller • F • 6-2 • So. • Aberdeen, S.D.

- The sister of freshman Sun Devil Mallory Miller, transferred to ASU from Dodge City CC (Dodge City, Kan.) where she played in 23 games (3 starts) and averaged 11.3 minutes per game.
- As a senior in HS, teamed with Mallory to lead Aberdeen Christian to a 21-5 record and a berth in the Class B girls basketball tournament.
- Has played in 3 games and accounted for first points of career (4/1-1 3FG/1-2 FTs) in win vs. Idaho State (Nov. 19).

#22 • Journey Thompson • F • 6-3 • So. • McMurray, Pa.

- Played in 13 games (3 starts) as a freshman before having season prematurely come to an end due to injury.
- Has played in every game this season (24 starts/started last 20 games) and leads the team in rebounds (4.8 rpg), offensive rebounds (2.0 rpg) and blocks (0.6 bpg), is tied for 3rd in steals (0.9 spg) and 5th in scoring (5.8 ppg).
- Has led/tied for team lead in rebs 10x and scored in double figures 8x this season.
- Has pulled down 7 or more rebounds 9x and has had multiple steals 7x.
- Averaged 8.5 rpg on road trip at USC (Feb. 9), at UCLA (Feb. 11).
- Pulled down career-high 13 rebounds vs. Stanford (Jan. 26) and followed that with 40-minute effort vs. Cal (Jan. 28) in which she scored 13 points (6-12 FGs) to go with 8 boards and 3 assists.
- Connected on half her shots (6-12 FGs) and scored 12 points vs. Oregon (Jan. 12) and followed that with career-high 16 points and 5 rebounds at Oregon State (Jan. 14).
- Scored 13 points and grabbed 12 rebounds for ASU's first double-double of the season in win vs. Montana State (Nov. 10).
- Scored 12 points in her first start of the season vs. San Francisco (Nov. 13) and had another 12-point outing vs. Idaho State (Nov. 19).
- Produced high-quality game in Paradise Jam finale vs. High Point on Nov. 25: 11 points (5-6 FGs) and 8 rebounds and scored 6 points to go with 8 rebounds, 2 blocks and 2 steals vs. Pacific (Dec. 1).

#23 • Jalyn Brown • G • 6-1 • So. • Baltimore, Md.

- Transferred to ASU in from Louisville is 2023.
- As the season has progressed, Brown has evolved into one of the top performers in the Pac-12. In league games, Brown is currently 3rd in the Pac-12 in scoring (20.1 ppg) & 5th in scoring in all games (17.5 ppg).
- Has scored in double figures 23 times, including 21 times in the last 22 games and the last 15 games in succession. During that 15-game stretch, she is averaging 20.4 ppg and also leads the team in

3FGs per game (1.7) and free throws made (72), attempted (89) and FT percentage (80.9).

- Has played all 40 minutes in 10 of ASU's Pac-12 games.
- In contest vs. No. 5 Colorado on Jan. 7, scored 35 points, most by a Sun Devil in the 21st century and the second-highest total by a player this season in a Pac-12 game (as of Jan. 20).
- Posted her 2nd 30-point game, scoring 34 points (11-20 FGs, 4-5 3FGs, 8-8 FTs) in ASU's first Pac-12 win at Washington (Jan. 21).
- Had tremendous Sun Devil debut: Scored 16 points and grabbed 4 rebounds in ASU's season-opening win vs. UTSA (Nov. 6). Followed that with an 11-point outing vs. Montana State (Nov. 10).
- Missed games vs. San Francisco (Nov. 13) & at Grambling State (Nov. 16) before returning in reserve role vs. Idaho State (Nov. 19).
- Was named to Reef Division All-Tournament Team of the Paradise Jam (Nov. 23-25) after averaging a team-high 17.0 ppg while hitting 54 percent of her shots (13-24) in ASU's two wins. Against South Florida (Nov. 24), scored 10 of 14 points & hit both of her 3-pointers during a game-changing 3rd quarter in which ASU outscored the Bulls 24-6... Added a game-high 20 points in ASU's win over High Point (Nov. 25).
- Scored 11 of 20 points in 1st quarter vs. Pacific (Dec. 1) and was named to Briann January Classic All-Tournament Team.
- Scored 16 points vs. Grand Canyon (Dec. 8) and followed that with 19 points and career-high 8 rebounds vs. Arizona (Dec. 17), career high-tying 20 points vs. Fresno State (Dec. 20) and career-high 4 steals vs. Santa Clara (Dec. 30).
- Scored 21 points (6-12 FGs, 3-3 3FGs, 6-6 FTs) and played all 40 minutes in win over Cal (Jan. 28).
- Averaged 24.5 points in contests at USC (24 points/Feb. 9) and at UCLA (25 points/Feb. 11)

#24 • Mallory Miller • F • 6-4 • Fr. • Aberdeen, S.D.

- The sister of ASU guard Hanna Miller, Mallory was named a KELOLAND Media Group All-Star Girls Basketball Player of the Year finalist and nominated Miss Basketball 2023 for the state of South Dakota after averaging 18.5 points, 9.5 rebounds and 2.7 assists.
- Led Wolsey-Wessington to a 22-3 record an appearance in the state semifinals (its first appearance in the state tournament) and the state's top seed in 2023.
- As a junior, teamed with sister Hanna to help Aberdeen Christian to a 21-5 record & a berth in the Class B girls basketball tournament.
- Has played in 24 contests and is averaging 13.4 minutes per game.
- All 3 of her double-figure scoring games have come in Pac-12 play.
- In ASU's last 5 games, Miller has averaged 8.4 ppg (3rd on the team), 5.6 rpg (leads team) and 1.2 bpg (leads team). She scored 7 points and grabbed a career-high 10 rebounds in ZOT win over UW (Feb. 16). She played a big role in getting the game to OT as she hit a jumper to get ASU within two and them stepped up again by hitting a pair of free throws with 15 seconds remaining to send the game to overtime.
- Averaged 11.0 ppg on ASU's Bay Area road trip, scoring 11 points at both Cal (Feb. 23) and Stanford (Feb. 25/first career start), her second and third double-figure scoring games. Miller scored a career-high 15 points at WSU (Jan. 19).
- Tied for team lead in rebs (7) vs. Idaho State (Nov. 19).
- Scored career-high 15 points, pulled down 8 rebounds and played 30 minutes at WSU (Jan. 21).

SUN DEVIL

W O M E N ' S B A S K E T B A L L

2023-24 SUN DEVIL WBB GAME NOTES

#25 • Adison Novosel • G • 5-11 • Jr. • Richfield, Ohio

- Transferred to ASU in 2023 after playing first two seasons at Saint Francis University where she appeared in 35 contests (25 starts).
- Has played in 18 games (8.9 mins per game) for ASU this season.
- All six of her 3-pointers came in 5-game stretch.
- Logged a season-high 30 minutes and knocked down season-high 3 triples vs. No. 15 Utah (Jan. 5).
- After appearing in seven games off the bench as a freshman, started 25 of 28 games in 2022-23.
- As a sophomore, led Saint Francis with 29 triples and posted career highs in points (12) and 3-pointers (4) vs. Central Connecticut State (Jan. 28).

#30 • Morasha Wiggins • G • 6-0 • Jr. • Kalamazoo, Mich.

- Transferred to ASU after playing her freshman season (2021-22) at North Carolina.
- Ranked 18th in the ESPNW Class of 2021 rankings, Wiggins was expected to be an impact player for ASU before suffering a preseason injury that forced her to miss the entire 2022-23 campaign. At the time of her 2023-24 injury, was averaging 12.6 minutes per game and was shooting 50 percent from the floor (6-12 FGs).
- Played in 6 games in 2023-24 before prematurely having her season end due to knee injury.
- Played 23 minutes and scored 8 points and hit all 4 FTs in her Sun Devil debut vs. San Francisco (Nov. 13).

#44 • Isadora Sousa • G • 6-0 • Grad. • Sao Paulo, Brazil

- Has played in 47 games (22 starts) in her 3 seasons with ASU.
- Has worked hard to come back from injury each of her three seasons and has proven to be an effective performer when on the floor.
- Has started 14 of 16 games she has played this season and has connected on 48 percent of 3FGs (14-29).
- Came up big in ASU's 2OT win over UW (Feb. 16), scoring 14 of her career high 16 points in the 2nd half (6 points) and OT (8 points).
- Scored all 12 points of her points via the long ball (4-4 3FGs) in

ASU's win over Cal (Jan. 28).

- Scored 10 points and had career-high steals (3) vs. No. 5 Colorado (Jan. 7).
- In 2022-23, had the second-highest field goal percentage on the team, shooting 44.8%.
- Missed first 10 games due to injury before playing vs. Arizona (Dec. 17). Did not play vs. Fresno State (Dec. 20) but started ASU's game vs. Santa Clara (Dec. 30) and scored 7 points and had 3 rebounds in 19 minutes.

RECAPPING THE 2022-23 SEASON

Despite a spate of unlucky injuries to key personnel, the Sun Devils had several noteworthy accomplishments during Adair's inaugural season in Tempe. The accomplishments included...

- Starting 5-0 for the first time since 2002-03.
- Finishing the season No. 2 in the Pac-12 and 10th in the nation in fewest turnovers per game (12.3). Only ASU's 2017-18 squad averaged fewer turnovers per game (11.7) in a season.
- Even with all its injuries, ASU nearly pulled off three Top 25 upsets in the season's final five games: vs. No. 21 Colorado (62-70), vs. No. 4 Utah (69-74) and vs. No. 19 UCLA (70-81-OT) in the first round of the Pac-12 Tournament. After trailing the Bruins by as many as 19 points in the third quarter, the Sun Devils staged a furious rally to take a two-point lead in regulation before falling in overtime. The win would have been ASU's biggest comeback in school history.
- In their 75-73 win at Oregon State, the Sun Devils overcame their second-largest deficit in school history (17 points). The victory was also No. 175 of Adair's career.
- Individually, Sun Devil guards Jaddan Simmons (Pac-12 All-Defense honorable mention) and Tyi Skinner (All-Pac-12 honorable mention) comprised one of the most talented backcourts in the country. Both players earned Pac-12 honors as voted on by the league's head coaches. Skinner, who finished second in the Pac-12 and 27th in the nation in scoring (19.2 ppg), was also named to the media's 15-member All-Pac-12 team.

SUN DEVIL WBB'S PAC-12 TOURNAMENT HISTORY

2002 #3 seed

ASU 66, Arizona 58 - Q
ASU 64, Oregon 58 - S
ASU 70, Stanford 63 - F

2003 #8 seed

California 46, ASU 38 - 1st

2004 #5 seed

UCLA 70, ASU 50 - Q

2005 #3 seed

ASU 73, UCLA 71 - Q
ASU 54, Oregon 47 - S
Stanford 56, ASU 42 - F

2006 #2 seed

ASU 74, Oregon State 66 - Q
UCLA 60, ASU 59 - S

2007 #2 seed

ASU 74, UCLA 64 - Q
ASU 60, California 53 - S
Stanford 62, ASU 55 - F

2008 #3 seed

ASU 83, Washington 64 - Q
California 65, ASU 61 - S

2009 #3 seed

USC 70, ASU 65 - Q

2010 #5 seed

California 60, ASU 50 - Q

2011 #3 seed

ASU 50, Oregon State 54 - 1st
California 48, ASU 43 - Q

2012 #4 seed

ASU 68, Arizona 53 - Q
Stanford 52, ASU 43 - S

2013 #9 seed

Washington State 48, ASU 41 - 1st

2014 #4 seed

USC 59, ASU 57 - Q

2015 #2 seed

ASU 67, Washington State 48 - Q
Stanford 59, ASU 56 - S

2016 #2 seed

Cal 75, ASU 64 - Q

2017 #5 seed

ASU 72, Utah 54 - 1st
UCLA 77, ASU 68 - Q

2018 #6 seed

ASU 76, Arizona 47 - 1st
ASU 57, Oregon State 51 - Q
Stanford 58, ASU 46 - S

2019 #5 seed

ASU 66, Colorado 49 - 1st
UCLA 73, ASU 69 - Q

2020 #5 seed

Cal 71, ASU 67 - 1st

2021 #9 seed

USC 71, ASU 65 - 1st

2022 #9 seed

Oregon State 59, ASU 54 - 1st

2023 #12 seed

UCLA 81, ASU 70 OT - 1st

Key - 1st - 1st Round Q - Quarterfinal S - Semifinal F - Final

Semifinal appearances

2002, 2005, 2006, 2007, 2008, 2012, 2015, 2018,

Title game appearances

2002, 2005, 2007

SUN DEVIL

W O M E N ' S B A S K E T B A L L

HEAD COACH NATASHA ADAIR



- On March 27, 2022, Natasha Adair was introduced as the new head coach of Sun Devil Women's Basketball.
- Adair, who brought 10 seasons of head coaching experience to ASU, came to Tempe after five seasons at Delaware where she compiled a 95-58 record, including a 48-13 record in her final two seasons.
- In 2021-22, Adair's final season at Delaware, the Blue Hens captured the program's third Colonial Athletic Association tournament title and earned their first trip to the NCAA Tournament in nearly a decade.
- In 2021, Adair was named the CAA's Coach of the Year for a season in which she guided Delaware to its first regular season conference championship since 2013.
- Prior to her five seasons at Delaware, Adair also had successful head coaching stints at College of Charleston (two seasons) and Georgetown (three seasons).
- Despite a spate of unlucky injuries to key personnel, the Sun Devils had several noteworthy accomplishments during Adair's inaugural season in Tempe, including: Starting 5-0 for the first time since 2002-03; Finishing the season No. 2 in the Pac-12 and 10th in the nation in fewest turnovers per game (12.3/only ASU's 2017-18 squad averaged fewer turnovers per game (11.7) in a season; Even with all its injuries, ASU nearly pulled off three Top 25 upsets in the season's final five games: vs. No. 21 Colorado (62-70), vs. No. 4 Utah (69-74) and vs. No. 19 UCLA (70-81-OT) in the first round of the Pac-12 Tournament; After trailing the Bruins by as many as 19 points in the third quarter, the Sun Devils staged a furious rally to take a two-point lead in

regulation before falling in overtime. The win would have been ASU's biggest comeback in school history; In their 75-73 win at Oregon State, the Sun Devils overcame their second-largest deficit in school history (17 points). The victory was also No. 175 of Adair's career; Individually, Sun Devil guards Jaddan Simmons (Pac-12 All-Defense honorable mention) and Tyi Skinner (All-Pac-12 honorable mention) comprised one of the most talented backcourts in the country; Both players earned Pac-12 honors as voted on by the league's head coaches. Skinner, who finished second in the Pac-12 and 27th in the nation in scoring (19.2 ppg), was also named to the media's 15-member All-Pac-12 team.

- In addition to the 2021-22 team (NCAA Tournament), Adair's leadership while at Delaware was instrumental in the 2017-18 (WNIT) and 2020-21 (WNIT) squads earning postseason appearances. Playing a big role in Delaware's success in Adair's final two seasons as head coach was the Blue Hens' resiliency on the offensive glass as they finished among the top three teams in the nation in offensive rebounding in 2020-21 and 2021-22.

- Under Adair's tutelage, three Delaware student-athletes earned Player of the Year honors, two were named Rookie of the Year and multiple players collected All-Conference honors.

- In recent years, Adair has taken on an increasingly prominent role within USA Basketball. In 2017, she was appointed as the U19 Women's World Cup Team Trials Court Coach. In 2018, Adair was a speaker at USA Basketball's Las Vegas Coach Academy. In 2018 and 2019, Adair earned gold medals while serving as an assistant coach for the USA teams that won the 2018 FIBA Americas U18 Championship and the 2019 FIBA U19 World Cup.

- Adair joined the Blue Hens from Georgetown University, where she turned a four-win Hoyas program into a postseason contender in three seasons as head coach. Behind Adair's leadership, Georgetown finished the 2016-17 campaign with 17 wins, the most wins for the Hoyas since 2011-12 and garnered the team's second straight trip to the Postseason WNIT.

- In only her second season at Georgetown, Adair helped the Hoyas experience a 180-degree turnaround as they finished 16-14 – the third-best NCAA DI turnaround in 2015-16 – and made the program's first postseason appearance since 2012.

- While at Georgetown, Adair coached a Big EAST Rookie of the Year, two players who were named to the league's All-Rookie team and pair of All-Conference standouts.

- Adair's first head coaching job was at College of Charleston, where (35-31 overall in two seasons). She was the first coach to lead the program to consecutive postseason appearances.



SUN DEVIL

W O M E N ' S B A S K E T B A L L

HEAD COACH NATASHA ADAIR

- In 2013-14, Adair's second season and the Cougars' first in the Colonial Athletic Association, Adair guided College of Charleston to a record of 19-15, marking the third-highest win total in the school's Division I era. Additionally, the squad finished third in conference play, defeated five postseason teams from the previous year and advanced to the semifinals of both the CAA Championship and the Women's Basketball invitational.

- In her first season at College of Charleston, Adair led the Cougars to 16 wins and a WBI postseason bid. Her first squad broke 22 school records along the way.

- While leading the College of Charleston, Adair coached two all-conference players and an all-rookie team performer who would go on to be named a three-time CAA Defensive Player of the Year.

- Adair previously spent 14 seasons in the assistant coaching ranks, with eight years (2004-12) at Wake Forest University and six seasons (1998-04) at Georgetown University. Her coaching career has seen her develop and mentor five WNBA draft picks and several players who went on to play professionally overseas.

- A founding member of the Black Coaches United, Adair has been recognized by the organization, as well as Advancement of Blacks in Sports (ABIS), as one of the top women's basketball coaches in the country. Adair prides herself on being known as a game-changer as it

relates to social justice and creating a safe space for athletes to find and use their voice; where she was a guest on ESPNW's "Around the Rim" with LaChina Robinson and Delaware's UD Winning Women in Athletics: Trailblazers and Changemakers Webinar Series.

- Adair played collegiately at Pensacola Junior College (1990- 92) before playing and graduating from the University of South Florida with a degree in communications in 1994.

- Coach Adair has two children, a son Aaron M. Adair (26), graduated magna cum laude from Johnson C. Smith University. A four-year member of the university's President's Council for his academic achievement, he also earned four letters playing for the men's basketball team. Daughter Allyssa M. Adair (18) is a freshman at Texas State University and a middle blocker on the volleyball team.



NATASHA ADAIR'S CAREER COACHING RECORD

Year	School	Overall Record	Conf. Record	Notes
2023-24	Arizona State	11-17	3-13	
2022-23	Arizona State	8-20	1-17	Led ASU to first 5-0 start since 2002-03
ASU (2 seasons)		19-37	4-30	
2021-22	Delaware	24-8	15-3	Earned program's third CAA title and its first NCAA Tournament berth since 2013
2020-21	Delaware	24-5	16-2	Named CAA Coach of the Year, guided squad to regular-season CAA title & WNIT semifinals
2019-20	Delaware	12-17	8-10	Season ended early by Covid-19
2018-19	Delaware	16-15	11-7	Reached 11 CAA wins in back-to-back seasons for the first time since 2013
2017-18	Delaware	19-13	11-7	Guided team to second-most wins (19) and first postseason appearance since 2013-14
Delaware Totals (5 seasons)		95-58	61-29	
2016-17	Georgetown	17-13	9-9	Most wins since 2012 and second straight trip to the Postseason WNIT
2015-16	Georgetown	16-14	9-9	Program's first postseason appearance since 2011-12; third best turnaround in the nation
2014-15	Georgetown	4-27	2-16	Previously served as an assistant coach for six seasons (1998-2004)
Georgetown (3 seasons)		37-54	20-34	
2013-14	College of Charleston	19-15	9-7	Third-highest win total in the school's Division I era & first season in the CAA
2012-13	College of Charleston	16-16	11-9	Third most wins in prior 23 years along with postseason WNIT invite
College of Charleston (2 seasons)		35-31	20-16	
Career Totals (12 seasons)		186-180	105-109	

2023-24 SUN DEVIL WBB ROSTER

No.	Name	Pos.	Ht.	Yr.	Hometown / High School / Last School
1	Kadidia Toure	F	6-3	So.	Silver Spring, Md. / Our Lady of Good Counsel / James Madison
2	Jaddan Simmons	G	5-9	Sr.	Houston, Texas / Southwest (Wisc.)
^3	Tyi Skinner	G	5-5	Sr.	Washington, D.C. / TPLS Christian Academy / Delaware
4	Trayanna Crisp	G	5-8	So.	Goodyear, Ariz. / Millennium
10	Marina Radocaj	G/F	6-2	Fr.	Richmond, British Columbia / R.A. McMath Secondary School
~11	Maggie Besselink	G/F	6-3	Sr.	Kingston, Ontario / Holy Cross Secondary School
12	Treasure Hunt	G	6-2	Sr.	Chattanooga, Tenn. / Hamilton Heights Christian Academy / Kentucky
13	Sandra Magolico	F	6-2	Jr.	Maputo, Mozambique / Escola Secundaria da Polana / New Mexico JC
21	Hanna Miller	F	6-2	So.	Aberdeen, S.D. / Aberdeen Christian / Dodge City CC
22	Journey Thompson	F	6-3	So.	McMurray, Pa. / Peters Township
23	Jalyn Brown	G	6-1	So.	Baltimore, Md. / St. Frances Academy / Louisville
24	Mallory Miller	F	6-4	Fr.	Aberdeen, S.D. / Wolsey-Wessington
25	Adison Novosel	G	5-11	Jr.	Richfield, Ohio / Revere / Saint Francis University
*30	Morasha Wiggins	G	6-0	Jr.	Kalamazoo, Mich. / Kalamazoo / North Carolina
44	Isadora Sousa	G	6-0	Grad.	Sao Paulo, Brazil / Colegio A-Escopo / Chipola College

^ - Will not play in 2023-24 due to injury (announced October 4, 2023)

* - Is out for remainder of 2023-24 season due to injury (announced January 12, 2024)

~ - Is out for remainder of 2023-24 season due to injury (announced January 24, 2024)

Head Coach: Natasha Adair (2nd season)

Associate Head Coach: Darrell Mosley (2nd season)

Assistant Coach/Recruiting Coordinator: Mykala Walker (2nd season)

Assistant Coach: Camille Collier (2nd season)

Special Assistant to the Head Coach: Yvonne Sanchez (1st season)

Director of Operations: Carter Caplan (2nd season)

Assistant Director of Operations: Lizzie Oleary (2nd season)

Pronunciation Guide

Natasha Adair – A-dare

Maggie Besselink – Bessel-ink

Jalyn Brown – Jay-lynn

Trayanna Crisp – Tray-on-nah

Sandra Magolico – Sahn-dra Mag-oh-leek-oh

Adison Novosel – No-vuh-sell

Marina Radocaj – Maude-E-nuh Rahd-oh-chai

Jaddan Simmons – Jade-en

Tyi Skinner – Tie

Isadora Sousa – So-za

Kadidia Toure – kuh-DEE-shuh TORE-ay

Morasha Wiggins – more-AH-shuh

SUN DEVIL

W O M E N ' S B A S K E T B A L L

2023-24 RADIO/TV ROSTER



1 **KADIDIA TOURE**
Sophomore | Forward | 6-3
Silver Spring, Md | Our Lady of Good
Counsel | James Madison



2 **JADDAN SIMMONS**
Senior | Guard | 5-9
Houston, Texas | Southwest (Wisc.)



3 **TVI SKINNER**
Senior | Guard | 5-5
Washington, D.C. | TPLS Christian
Academy | Delaware



4 **TRAYANNA CRISP**
Sophomore | Guard | 5-8
Goodyear, Ariz. | Millennium



10 **MARINA RADOCAJ**
Freshman | Guard/Forward | 6-2
Richmond, British Columbia
R.A. McMath Secondary School



11 **MAGGIE BESSELINK**
Senior | Guard/Forward | 6-3
Kingston, Ontario | Holy Cross
Secondary School



12 **TREASURE HUNT**
Senior | Guard | 6-2
Chattanooga, Tenn. | Hamilton Heights
Christian Academy | Kentucky



13 **SANDRA MAGOLICO**
Junior | Forward | 6-2
Maputo, Mozambique / Escola Secundaria
da Polana / New Mexico JC



21 **HANNA MILLER**
Sophomore | Forward | 6-2
Aberdeen, S.D. | Aberdeen
Christian / Dodge City CC




22 **JOURNEY THOMPSON**
Sophomore | Forward | 6-3
McMurray, Pa. | Peters Township



23 **JALYN BROWN**
Sophomore | Guard | 6-1
Baltimore, Md. | St. Frances
Academy | Louisville



24 **MALLORY MILLER**
Freshman | Forward | 6-4
Aberdeen, S.D.
Wolsey-Wessington




25 **ADISON NOVOSEL**
Junior | Guard | 5-11
Richfield, Ohio | Revere
Saint Francis University



30 **MORASHA WIGGINS**
Sophomore | Junior | 6-0
Kalamazoo, Mich. | Kalamazoo
North Carolina



44 **ISADORA SOUSA**
Grad | Guard | 6-0
Sao Paulo, Brazil | Colegio A-Escopo
Chipola College



NATASHA ADAIR

Head Coach
Second Season



DARRELL MOSLEY

Associate Head Coach
Second Season



MYKALA WALKER

Asst. Coach/Recruiting Coordinator
Second Season




CAMILLE COLLIER

Assistant Coach
Second Season



YVONNE SANCHEZ

Special Assistant to the Head Coach
First Season



CARTER CAPLAN

Director of Operations
Second Season



LIZZIE OLEARY

Assistant Director of Operations
Second Season



2023-24 Arizona St. Women's Basketball
Season Schedule/Results & Leaders
All games

Page 1/2
as of Feb 27, 2024

Game Records

Record	Overall	Home	Away	Neutral
ALL GAMES	11-17	7-7	1-9	3-1
CONFERENCE	3-13	2-5	1-8	0-0
NON-CONFERENCE	8-4	5-2	0-1	3-1

Team Results

Date	Opponent		Score	Att.	High Points	High Rebounds
11/06/2023	UTSA	W	70-55	821	(17) SIMMONS, Jaddan	(5) BESSELINK, Maggie
11/10/2023	Montana St.	W	75-62	1521	(17) SIMMONS, Jaddan (17) TOURE, Kadidia	(12) THOMPSON, Journey
11/13/2023	San Francisco	W	77-69	1397	(22) TOURE, Kadidia	(14) TOURE, Kadidia
11/16/2023	at Grambling	L	67-70	521	(18) SIMMONS, Jaddan (18) TOURE, Kadidia	(10) BESSELINK, Maggie
11/19/2023	Idaho St.	W	72-40	1776	(17) CRISP, Trayanna	(7) BESSELINK, Maggie (7) MILLER, Mallory
11/23/2023	vs Texas	L	42-84	1224	(11) HUNT, Treasure (11) CRISP, Trayanna	(5) BESSELINK, Maggie
11/24/2023	vs South Fla.	W	66-49	1824	(17) CRISP, Trayanna	(7) MAGOLICO, Sandra
11/25/2023	vs High Point	W	77-69	2424	(20) BROWN, Jalyn	(8) HUNT, Treasure (8) THOMPSON, Journey
12/01/2023	Pacific	W	76-66	1808	(26) SIMMONS, Jaddan	(8) THOMPSON, Journey
12/08/2023	Grand Canyon	L	59-66	2104	(20) SIMMONS, Jaddan	(8) TOURE, Kadidia
12/17/2023	Arizona	L	52-91	3907	(19) BROWN, Jalyn	(8) BROWN, Jalyn
12/20/2023	vs Fresno St.	W	80-76	1875	(22) TOURE, Kadidia	(9) TOURE, Kadidia
12/30/2023	Santa Clara	L	55-65	1586	(12) CRISP, Trayanna	(7) SIMMONS, Jaddan (7) THOMPSON, Journey
01/05/2024	Utah	L	41-58	1871	(21) BROWN, Jalyn	(7) SIMMONS, Jaddan (7) THOMPSON, Journey
01/07/2024	Colorado	L	68-81	1362	(35) BROWN, Jalyn	(5) SIMMONS, Jaddan (5) SOUSA, Isadora (5) BROWN, Jalyn (5) MAGOLICO, Sandra
01/12/2024	at Oregon	L	53-65	6086	(12) THOMPSON, Journey	(6) SIMMONS, Jaddan
01/14/2024	at Oregon St.	L	55-92	0	(20) BROWN, Jalyn	(5) THOMPSON, Journey
01/19/2024	at Washington St.	L	64-79	1042	(21) BROWN, Jalyn	(8) MILLER, Mallory
01/21/2024	at Washington	W	73-65	2614	(34) BROWN, Jalyn	(6) SIMMONS, Jaddan
01/26/2024	Stanford	L	50-80	2578	(17) BROWN, Jalyn	(13) THOMPSON, Journey
01/28/2024	California	W	76-71	1650	(21) BROWN, Jalyn	(8) THOMPSON, Journey
02/04/2024	at Arizona	L	52-63	8210	(15) CRISP, Trayanna	(7) SOUSA, Isadora
02/09/2024	at Southern California	L	63-81	3128	(24) BROWN, Jalyn	(8) THOMPSON, Journey
02/11/2024	at UCLA	L	45-78	3182	(25) BROWN, Jalyn	(9) THOMPSON, Journey
02/16/2024	Washington	Wot2	73-66	1937	(23) CRISP, Trayanna	(10) MILLER, Mallory
02/18/2024	Washington St.	L	46-73	2021	(14) CRISP, Trayanna	(7) BROWN, Jalyn (7) MILLER, Mallory
02/23/2024	at California	L	55-67	1872	(18) BROWN, Jalyn	(8) TOURE, Kadidia
02/25/2024	at Stanford	L	67-81	4271	(18) BROWN, Jalyn	(5) BROWN, Jalyn



2023-24 Arizona St. Women's Basketball Combined Team Statistics All games

Page 1/1
as of Feb 25, 2024

Game Records

Record	Overall	Home	Away	Neutral
ALL GAMES	11-17	7-7	1-9	3-1
CONFERENCE	3-13	2-5	1-8	0-0
NON-CONFERENCE	8-4	5-2	0-1	3-1

Score by Periods

Team	1st	2nd	3rd	4th	OT	TOT
Arizona St.	428	393	444	461	23	1749
Opponents	480	456	483	527	16	1962

Team Box Score

No.	Player				Total		3-Point		F-Throw		Rebounds											
		GP-GS	MIN	AVG	FG-FGA	FG%	3FG-3FGA	3FG%	FT-FTA	FT%	OFF	DEF	TOT	AVG	PF	DQ	A	TO	BLK	STL	PTS	AVG
23	BROWN, Jalyne	26-24	920:53	35.4	163-412	.396	36-100	.360	93-118	.788	28	72	100	3.8	79	1	40	81	5	24	455	17.5
4	CRISP, Trayanna	28-25	949:16	33.9	124-305	.407	37-115	.322	41-54	.759	19	58	77	2.8	51	0	60	48	4	40	326	11.6
2	SIMMONS, Jaddan	28-27	1040:48	37.2	81-230	.352	10-30	.333	105-135	.778	40	79	119	4.3	57	0	95	57	12	48	277	9.9
12	HUNT, Treasure	11-3	223:30	20.3	30-74	.405	8-28	.286	8-13	.615	8	30	38	3.5	24	0	9	19	3	7	76	6.9
1	TOURE, Kadidia	28-7	523:49	18.7	73-160	.456	1-6	.167	30-51	.588	46	68	114	4.1	62	0	10	26	6	19	177	6.3
22	THOMPSON, Journey	28-24	616:06	22.0	67-192	.349	0-1	.000	28-49	.571	55	78	133	4.8	86	4	14	39	17	26	162	5.8
44	SOUZA, Isadora	17-15	371:24	21.8	32-65	.492	14-29	.483	7-17	.412	12	50	62	3.6	38	0	18	16	3	14	85	5.0
11	BESSELINK, Maggie	12-11	227:15	18.9	16-49	.327	4-16	.250	10-18	.556	15	40	55	4.6	44	3	9	18	6	7	46	3.8
24	MILLER, Mallory	24-1	321:44	13.4	31-116	.267	9-42	.214	8-11	.727	20	46	66	2.8	36	1	8	21	11	3	79	3.3
30	WIGGINS, Morasha	6-0	75:51	12.6	6-12	.500	0-2	.000	6-9	.667	2	6	8	1.3	5	0	1	4	1	3	18	3.0
21	MILLER, Hanna	3-0	03:29	1.2	1-1	1.000	1-1	1.000	1-2	.500	0	0	0	0.0	0	0	0	0	0	0	4	1.3
13	MAGOLICO, Sandra	22-3	195:14	8.9	10-33	.303	0-1	.000	3-19	.158	11	26	37	1.7	16	0	3	10	0	5	23	1.0
25	NOVOSEL, Adison	18-0	161:01	8.9	6-28	.214	6-25	.240	0-0	.000	0	15	15	0.8	14	0	4	0	0	4	18	1.0
10	RADOCAJ, Marina	6-0	19:41	3.3	1-3	.333	1-2	.500	0-0	.000	1	3	4	0.7	3	0	0	1	0	1	3	0.5
Team											68	63	131					16				
Total		28	5650		641-1680	.382	127-398	.319	340-496	.685	325	634	959	34.3	515	9	271	356	68	201	1749	62.5
Opponents		28	5650		715-1675	.427	181-549	.330	351-499	.703	385	770	1155	41.3	442	7	445	423	135	154	1962	70.1

Team Statistics

	ASU	OPP
Scoring	1749	1962
Points per game	62.5	70.1
Scoring margin	-7.6	-
Field goals-att	641-1680	715-1675
Field goal pct	.382	.427
3 point fg-att	127-398	181-549
3-point FG pct	.319	.330
3-pt FG made per game	4.5	6.5
Free throws-att	340-496	351-499
Free throw pct	.685	.703
F-Throws made per game	12.1	12.5
Rebounds	959	1155
Rebounds per game	34.3	41.3
Rebounding margin	-7.0	-
Assists	271	445
Assists per game	9.7	15.9
Turnovers	356	423
Turnovers per game	12.7	15.1
Turnover margin	+2.4	-
Assist/turnover ratio	0.8	1.1
Steals	201	154
Steals per game	7.2	5.5
Blocks	68	135
Blocks per game	2.4	4.8
Winning streak	0	-
Home win streak	0	-
Attendance	26339	30926
Home games-Avg/Game	14-1881	10-3093
Neutral site-Avg/Game	-	4-1837

Team Results

Date	Opponent		Score	Att.
11/06/2023	UTSA	W	70-55	821
11/10/2023	Montana St.	W	75-62	1521
11/13/2023	San Francisco	W	77-69	1397
11/16/2023	at Grambling	L	67-70	521
11/19/2023	Idaho St.	W	72-40	1776
11/23/2023	vs Texas	L	42-84	1224
11/24/2023	vs South Fla.	W	66-49	1824
11/25/2023	vs High Point	W	77-69	2424
12/01/2023	Pacific	W	76-66	1808
12/08/2023	Grand Canyon	L	59-66	2104
12/17/2023	Arizona	L	52-91	3907
12/20/2023	vs Fresno St.	W	80-76	1875
12/30/2023	Santa Clara	L	55-65	1586
01/05/2024	Utah	L	41-58	1871
01/07/2024	Colorado	L	68-81	1362
01/12/2024	at Oregon	L	53-65	6086
01/14/2024	at Oregon St.	L	55-92	0
01/19/2024	at Washington St.	L	64-79	1042
01/21/2024	at Washington	W	73-65	2614
01/26/2024	Stanford	L	50-80	2578
01/28/2024	California	W	76-71	1650
02/04/2024	at Arizona	L	52-63	8210
02/09/2024	at Southern California	L	63-81	3128
02/11/2024	at UCLA	L	45-78	3182
02/16/2024	Washington	Wot2	73-66	1937
02/18/2024	Washington St.	L	46-73	2021
02/23/2024	at California	L	55-67	1872
02/25/2024	at Stanford	L	67-81	4271



2023-24 Arizona St. Women's Basketball Combined Team Statistics In Conference games

Page 1/1
as of Feb 25, 2024

Game Records

Record	Overall	Home	Away	Neutral
ALL GAMES	3-13	2-5	1-8	0-0
CONFERENCE	3-13	2-5	1-8	0-0
NON-CONFERENCE	0-0	0-0	0-0	0-0

Score by Periods

Team	1st	2nd	3rd	4th	OT	TOT
Arizona St.	206	202	257	245	23	933
Opponents	301	274	302	298	16	1191

Team Box Score

No.	Player				Total		3-Point		F-Throw		Rebounds													
		GP-GS	MIN	AVG	FG-FGA	FG%	3FG-3FGA	3FG%	FT-FTA	FT%	OFF	DEF	TOT	AVG	PF	DQ	A	TO	BLK	STL	PTS	AVG		
23	BROWN, Jalyn	16-16	607:46	38.0	110-292	.377	26-71	.366	76-93	.817	23	44	67	4.2	48	0	30	51	3	13	322	20.1		
4	CRISP, Trayanna	16-16	557:07	34.8	69-181	.381	18-62	.290	21-29	.724	15	36	51	3.2	25	0	23	24	2	18	177	11.1		
2	SIMMONS, Jaddan	16-16	627:48	39.2	38-123	.309	3-11	.273	41-55	.745	24	43	67	4.2	26	0	57	31	7	20	120	7.5		
22	THOMPSON, Journey	16-16	375:24	23.5	37-118	.314	0-0	.000	8-18	.444	26	46	72	4.5	51	3	12	22	10	15	82	5.1		
24	MILLER, Mallory	14-1	228:01	16.3	27-87	.310	8-30	.267	7-9	.778	12	33	45	3.2	30	1	6	15	9	2	69	4.9		
44	SOUSA, Isadora	16-14	352:00	22.0	30-59	.508	13-27	.481	5-15	.333	10	49	59	3.7	36	0	17	16	3	14	78	4.9		
12	HUNT, Treasure	1-0	21:56	21.9	1-8	.125	0-4	.000	2-4	.500	2	3	5	5.0	2	0	0	2	1	0	4	4.0		
1	TOURE, Kadidia	16-0	230:42	14.4	24-64	.375	1-2	.500	12-18	.667	17	25	42	2.6	28	0	2	12	1	5	61	3.8		
25	NOVOSEL, Adison	13-0	141:12	10.9	6-25	.240	6-23	.261	0-0	.000	0	15	15	1.2	11	0	3	0	0	4	18	1.4		
13	MAGOLICO, Sandra	11-0	79:26	7.2	1-8	.125	0-0	.000	0-6	.000	1	11	12	1.1	9	0	0	6	0	0	2	0.2		
10	RADOCAY, Marina	1-0	03:31	3.5	0-0	.000	0-0	.000	0-0	.000	0	0	0	0.0	0	0	0	0	0	0	0	0.0		
11	BESSELINK, Maggie	2-1	25:06	12.6	0-7	.000	0-4	.000	0-0	.000	2	1	3	1.5	6	0	1	2	0	0	0	0.0		
Team											49	42	91					10						
Total		16	3250		343-972	.353	75-234	.321	172-247	.696	181	348	529	33.1	272	4	151	191	36	91	933	58.3		
Opponents		16	3250		450-984	.457	111-328	.338	180-266	.677	222	471	693	43.3	239	2	297	212	105	89	1191	74.4		

Team Statistics

	ASU	OPP
Scoring		
Points per game	933	1191
Scoring margin	58.3	74.4
	-16.1	-
Field goals-att		
Field goal pct	343-972	450-984
	.353	.457
3 point fg-att		
3-point FG pct	75-234	111-328
	.321	.338
3-pt FG made per game	4.7	6.9
Free throws-att		
Free throw pct	172-247	180-266
	.696	.677
F-Throws made per game	10.8	11.3
Rebounds		
Rebounds per game	529	693
	33.1	43.3
Rebounding margin	-10.3	-
Assists		
Assists per game	151	297
	9.4	18.6
Turnovers		
Turnovers per game	191	212
	11.9	13.3
Turnover margin	+1.3	-
Assist/turnover ratio	0.8	1.4
Steals		
Steals per game	91	89
	5.7	5.6
Blocks		
Blocks per game	36	105
	2.3	6.6
Winning streak		
Home win streak	0	-
	0	-
Attendance		
Home games-Avg/Game	15326	30405
	7-2189	9-3378
Neutral site-Avg/Game	-	0-0

Team Results

Date	Opponent		Score	Att.
12/17/2023	Arizona	L	52-91	3907
01/05/2024	Utah	L	41-58	1871
01/07/2024	Colorado	L	68-81	1362
01/12/2024	at Oregon	L	53-65	6086
01/14/2024	at Oregon St.	L	55-92	0
01/19/2024	at Washington St.	L	64-79	1042
01/21/2024	at Washington	W	73-65	2614
01/26/2024	Stanford	L	50-80	2578
01/28/2024	California	W	76-71	1650
02/04/2024	at Arizona	L	52-63	8210
02/09/2024	at Southern California	L	63-81	3128
02/11/2024	at UCLA	L	45-78	3182
02/16/2024	Washington	Wot2	73-66	1937
02/18/2024	Washington St.	L	46-73	2021
02/23/2024	at California	L	55-67	1872
02/25/2024	at Stanford	L	67-81	4271



2023-24 Arizona St. Women's Basketball
Points-rebounds-assists
All games

Page 1/2
as of Feb 27, 2024

Opponent	Date	Score		1 TOURE,KADI	2 SIMMONS,JA	4 CRISP,TRAY	10 RADOCAJ,MA	11 BESSELINK,	12 HUNT,TREAS	13 MAGOLICO,S	21 MILLER,HAN	22 THOMPSON,J	23 BROWN,JALY	24 MILLER,MAL
UTSA	11/06/2023	70-55	W	2-4-0	17-3-4	10-3-2	3-0-0	10-5-0	5-3-1	2-3-1	0-0-0	5-4-0	16-4-1	0-1-1
Montana St.	11/10/2023	75-62	W	17-7-0	17-7-4	8-2-4	0-3-0	0-3-1	9-5-1	0-0-0	DNP	13-12-0	11-3-1	0-3-0
San Francisco	11/13/2023	77-69	W	22-14-0	12-3-4	12-2-4	DNP	6-6-1	3-1-1	0-0-1	DNP	12-5-0	DNP	2-1-0
at Grambling	11/16/2023	67-70	L	18-7-2	18-3-3	10-1-2	DNP	11-10-1	4-3-3	0-0-0	DNP	2-3-1	DNP	DNP
Idaho St.	11/19/2023	72-40	W	4-4-3	8-6-3	17-4-6	0-0-0	10-7-1	7-3-0	0-0-0	4-0-0	12-5-0	1-1-0	5-7-1
vs Texas	11/23/2023	42-84	L	4-4-0	5-1-1	11-2-0	DNP	0-5-1	11-3-0	1-4-0	DNP	1-1-0	7-4-1	0-2-0
vs South Fla.	11/24/2023	66-49	W	9-6-1	4-3-4	17-2-1	0-1-0	0-6-2	14-2-2	8-7-0	0-0-0	0-2-0	14-3-0	0-0-0
vs High Point	11/25/2023	77-69	W	0-2-0	9-6-3	12-2-4	DNP	2-0-0	19-8-1	4-5-1	DNP	11-8-0	20-4-1	DNP
Pacific	12/01/2023	76-66	W	7-3-0	26-7-2	8-2-4	0-0-0	7-6-0	0-2-0	2-2-0	DNP	6-8-0	20-3-3	0-2-0
Grand Canyon	12/08/2023	59-66	L	1-8-1	20-3-0	18-1-5	DNP	0-4-1	DNP	0-1-0	DNP	4-3-1	16-1-2	0-1-0
Arizona	12/17/2023	52-91	L	4-4-0	11-2-0	12-4-1	DNP	0-2-1	4-5-0	0-0-0	DNP	2-0-0	19-8-1	0-0-0
vs Fresno St.	12/20/2023	80-76	W	22-9-1	10-3-8	14-0-2	DNP	DNP	0-3-0	4-3-0	DNP	10-3-0	20-7-1	0-1-0
Santa Clara	12/30/2023	55-65	L	10-4-0	11-7-2	12-5-3	DNP	DNP	DNP	DNP	DNP	4-7-0	8-3-0	3-3-0
Utah	01/05/2024	41-58	L	4-5-1	2-7-4	1-0-0	DNP	DNP	DNP	0-0-0	DNP	4-7-2	21-3-2	0-1-0
Colorado	01/07/2024	68-81	L	2-1-1	9-5-5	12-4-1	DNP	DNP	DNP	0-5-0	DNP	0-3-0	35-5-4	0-2-0
at Oregon	01/12/2024	53-65	L	3-0-0	0-6-3	11-3-3	DNP	DNP	DNP	0-2-0	DNP	12-4-1	11-4-3	2-0-0
at Oregon St.	01/14/2024	55-92	L	1-2-0	6-4-1	7-3-1	0-0-0	DNP	DNP	0-0-0	DNP	16-5-0	20-4-0	5-3-1
at Washington St.	01/19/2024	64-79	L	0-1-0	13-7-7	0-0-0	DNP	0-1-0	DNP	DNP	DNP	0-0-0	21-5-1	15-8-0
at Washington	01/21/2024	73-65	W	2-0-0	9-6-3	16-3-2	DNP	DNP	DNP	2-2-0	DNP	5-4-0	34-1-2	2-1-1
Stanford	01/26/2024	50-80	L	3-1-0	7-1-4	16-5-0	DNP	DNP	DNP	0-1-0	DNP	4-13-3	17-5-1	3-2-0
California	01/28/2024	76-71	W	2-0-0	15-4-3	13-3-2	DNP	DNP	DNP	DNP	DNP	13-8-2	21-2-2	0-0-0
at Arizona	02/04/2024	52-63	L	4-6-0	4-4-3	15-5-2	DNP	DNP	DNP	0-1-0	DNP	8-2-1	12-4-2	DNP
at Southern California	02/09/2024	63-81	L	8-3-0	12-2-3	17-2-5	DNP	DNP	DNP	0-0-0	DNP	2-8-3	24-2-3	DNP
at UCLA	02/11/2024	45-78	L	2-1-0	6-3-4	2-2-1	DNP	DNP	DNP	DNP	DNP	0-9-0	25-1-0	6-4-0
Washington	02/16/2024	73-66	Wot2	0-3-0	10-7-4	23-7-1	DNP	DNP	DNP	0-1-0	DNP	1-3-0	16-9-3	7-10-1
Washington St.	02/18/2024	46-73	L	7-5-0	6-3-4	14-4-0	DNP	DNP	DNP	DNP	DNP	0-1-0	10-7-2	7-7-0
at California	02/23/2024	55-67	L	10-8-0	3-5-5	5-4-3	DNP	DNP	DNP	DNP	DNP	6-2-0	18-2-3	11-3-0
at Stanford	02/25/2024	67-81	L	9-2-0	7-1-4	13-2-1	DNP	DNP	DNP	0-0-0	DNP	9-3-0	18-5-1	11-4-3



2023-24 Arizona St. Women's Basketball
Points-rebounds-assists
All games

Page 2/2
as of Feb 27, 2024

Opponent	Date	Score		25 NOVOSEL,AD	30 WIGGINS,MO	44 SOUSA,ISAD
UTSA	11/06/2023	70-55	W	0-0-0	DNP	DNP
Montana St.	11/10/2023	75-62	W	DNP	DNP	DNP
San Francisco	11/13/2023	77-69	W	DNP	8-2-1	DNP
at Grambling	11/16/2023	67-70	L	DNP	4-4-0	DNP
Idaho St.	11/19/2023	72-40	W	0-0-0	4-1-0	DNP
vs Texas	11/23/2023	42-84	L	0-0-0	2-1-0	DNP
vs South Fla.	11/24/2023	66-49	W	0-0-0	0-0-0	DNP
vs High Point	11/25/2023	77-69	W	DNP	0-0-0	DNP
Pacific	12/01/2023	76-66	W	DNP	DNP	DNP
Grand Canyon	12/08/2023	59-66	L	DNP	DNP	DNP
Arizona	12/17/2023	52-91	L	0-0-0	DNP	0-0-1
vs Fresno St.	12/20/2023	80-76	W	DNP	DNP	DNP
Santa Clara	12/30/2023	55-65	L	0-0-1	DNP	7-3-1
Utah	01/05/2024	41-58	L	9-5-0	DNP	0-4-1
Colorado	01/07/2024	68-81	L	0-2-0	DNP	10-5-2
at Oregon	01/12/2024	53-65	L	6-2-0	DNP	8-2-2
at Oregon St.	01/14/2024	55-92	L	0-2-1	DNP	0-2-1
at Washington St.	01/19/2024	64-79	L	3-1-1	DNP	12-7-1
at Washington	01/21/2024	73-65	W	DNP	DNP	3-3-0
Stanford	01/26/2024	50-80	L	0-2-0	DNP	0-0-0
California	01/28/2024	76-71	W	0-0-0	DNP	12-5-3
at Arizona	02/04/2024	52-63	L	0-0-0	DNP	9-7-3
at Southern California	02/09/2024	63-81	L	DNP	DNP	0-1-0
at UCLA	02/11/2024	45-78	L	0-0-0	DNP	4-6-0
Washington	02/16/2024	73-66	Wot2	0-1-1	DNP	16-8-2
Washington St.	02/18/2024	46-73	L	0-0-0	DNP	2-6-1
at California	02/23/2024	55-67	L	0-0-0	DNP	2-3-0
at Stanford	02/25/2024	67-81	L	DNP	DNP	0-0-0



2023-24 Arizona St. Women's Basketball
Team Game-by-Game
All games

Page 1/1
as of Feb 27, 2024

				Total		3-Pointers		Free throws		Rebounds											
Opponent	Date	Score		FG-FGA	PCT	3FG-3FGA	PCT	FT-FTA	PCT	OFF	DEF	TOT	AVG	PF	A	TO	BLK	STL	PTS	AVG	
UTSA	11/06/2023	70-55	W	22-58	.379	9-26	.346	17-28	.607	14	22	36	36.0	25	10	14	1	12	70	70.0	
Montana St.	11/10/2023	75-62	W	26-66	.394	4-14	.286	19-23	.826	17	32	49	42.5	27	11	13	6	5	75	72.5	
San Francisco	11/13/2023	77-69	W	27-58	.466	5-19	.263	18-25	.720	8	29	37	40.7	17	12	11	6	10	77	74.0	
at Grambling	11/16/2023	67-70	L	23-55	.418	4-12	.333	17-26	.654	15	20	35	39.3	20	12	17	2	11	67	72.3	
Idaho St.	11/19/2023	72-40	W	22-53	.415	5-16	.313	23-31	.742	12	28	40	39.4	17	14	19	3	14	72	72.2	
vs Texas	11/23/2023	42-84	L	17-49	.347	0-3	.000	8-14	.571	8	24	32	38.2	26	3	27	1	2	42	67.2	
vs South Fla.	11/24/2023	66-49	W	28-63	.444	6-12	.500	4-12	.333	15	23	38	38.1	19	10	11	0	8	66	67.0	
vs High Point	11/25/2023	77-69	W	28-56	.500	5-17	.294	16-22	.727	7	29	36	37.9	19	10	10	2	2	77	68.3	
Pacific	12/01/2023	76-66	W	27-62	.435	1-8	.125	21-34	.618	12	23	35	37.6	22	9	10	6	13	76	69.1	
Grand Canyon	12/08/2023	59-66	L	23-53	.434	7-13	.538	6-8	.750	9	17	26	36.4	18	10	16	1	8	59	68.1	
Arizona	12/17/2023	52-91	L	19-62	.306	3-14	.214	11-16	.688	16	16	32	36.0	13	4	13	2	3	52	66.6	
vs Fresno St.	12/20/2023	80-76	W	33-67	.493	3-8	.375	11-15	.733	11	20	31	35.6	9	12	5	1	10	80	67.8	
Santa Clara	12/30/2023	55-65	L	22-68	.324	3-16	.188	8-11	.727	16	19	35	35.5	24	7	12	3	15	55	66.8	
Utah	01/05/2024	41-58	L	17-63	.270	5-17	.294	2-7	.286	13	24	37	35.6	13	10	13	5	6	41	64.9	
Colorado	01/07/2024	68-81	L	20-58	.345	5-16	.313	23-30	.767	14	27	41	36.0	27	13	16	1	8	68	65.1	
at Oregon	01/12/2024	53-65	L	22-55	.400	7-18	.389	2-3	.667	5	22	27	35.4	21	12	11	1	2	53	64.4	
at Oregon St.	01/14/2024	55-92	L	19-67	.284	3-16	.188	14-18	.778	15	15	30	35.1	19	5	11	2	6	55	63.8	
at Washington St.	01/19/2024	64-79	L	21-58	.362	6-24	.250	16-22	.727	14	17	31	34.9	20	10	15	2	9	64	63.8	
at Washington	01/21/2024	73-65	W	23-52	.442	8-13	.615	19-22	.864	5	21	26	34.4	17	8	8	1	6	73	64.3	
Stanford	01/26/2024	50-80	L	19-66	.288	4-16	.250	8-15	.533	14	19	33	34.4	18	8	10	0	6	50	63.6	
California	01/28/2024	76-71	W	28-51	.549	8-10	.800	12-16	.750	4	19	23	33.8	12	12	12	4	10	76	64.2	
at Arizona	02/04/2024	52-63	L	20-56	.357	5-18	.278	7-19	.368	13	23	36	33.9	17	11	14	4	6	52	63.6	
at Southern California	02/09/2024	63-81	L	22-54	.407	5-12	.417	14-16	.875	10	18	28	33.7	19	14	13	0	1	63	63.6	
at UCLA	02/11/2024	45-78	L	16-60	.267	2-10	.200	11-15	.733	13	19	32	33.6	15	5	16	3	7	45	62.8	
Washington	02/16/2024	73-66	Wot2	30-78	.385	3-15	.200	10-15	.667	13	41	54	34.4	15	12	13	4	7	73	63.2	
Washington St.	02/18/2024	46-73	L	19-64	.297	1-11	.091	7-11	.636	13	26	39	34.6	17	7	11	2	5	46	62.6	
at California	02/23/2024	55-67	L	24-63	.381	4-8	.500	3-5	.600	11	22	33	34.5	10	11	13	2	5	55	62.3	
at Stanford	02/25/2024	67-81	L	24-65	.369	6-16	.375	13-17	.765	8	19	27	34.3	19	9	2	3	4	67	62.5	
Total		1749		641-1680	.382	127-398	.319	340-496	.685	325	634	959	34.3	515	271	356	68	201	1749	62.5	
Opponents		1962		715-1675	.427	181-549	.330	351-499	.703	385	770	1155	41.3	442	445	423	135	154	1962	70.1	

Arizona St. Averages

Games Played	Points/game	FG Pct	3FG Pct	FT Pct	Rebounds/game	Assists/game	Turnovers/game	Assist/Turnover ratio	Steals/game	Blocks/game
28	62.5	38.2	31.9	68.5	34.3	9.7	12.7	0.8	7.2	2.4



2023-24 Arizona St. Women's Basketball
Opponents Game-by-Game
All games

Page 1/1
as of Feb 27, 2024

				Total		3-Pointers		Free throws		Rebounds											
Opponent	Date	Score		FG-FGA	PCT	3FG-3FGA	PCT	FT-FTA	PCT	OFF	DEF	TOT	AVG	PF	A	TO	BLK	STL	PTS	AVG	
UTSA	11/06/2023	70-55	W	20-58	.345	2-13	.154	13-24	.542	19	27	46	46.0	25	11	20	6	8	55	55.0	
Montana St.	11/10/2023	75-62	W	16-61	.262	4-22	.182	26-28	.929	13	24	37	41.5	18	12	12	2	7	62	58.5	
San Francisco	11/13/2023	77-69	W	25-67	.373	11-29	.379	8-11	.727	13	26	39	40.7	17	22	15	1	4	69	62.0	
at Grambling	11/16/2023	67-70	L	22-54	.407	15-24	.625	11-16	.688	15	22	37	39.8	21	15	25	0	5	70	64.0	
Idaho St.	11/19/2023	72-40	W	16-56	.286	2-11	.182	6-12	.500	13	22	35	38.8	23	10	25	4	5	40	59.2	
vs Texas	11/23/2023	42-84	L	31-72	.431	4-11	.364	18-27	.667	21	26	47	40.2	14	18	9	5	7	84	63.3	
vs South Fla.	11/24/2023	66-49	W	18-48	.375	3-19	.158	10-12	.833	7	25	32	39.0	10	7	20	4	2	49	61.3	
vs High Point	11/25/2023	77-69	W	22-59	.373	5-22	.227	20-26	.769	11	19	30	37.9	18	7	9	1	3	69	62.3	
Pacific	12/01/2023	76-66	W	24-57	.421	1-14	.071	17-28	.607	15	29	44	38.6	20	10	20	1	7	66	62.7	
Grand Canyon	12/08/2023	59-66	L	22-48	.458	4-14	.286	18-20	.900	10	22	32	37.9	10	8	17	1	8	66	63.0	
Arizona	12/17/2023	52-91	L	34-60	.567	13-20	.650	10-17	.588	13	30	43	38.4	17	24	12	6	5	91	65.5	
vs Fresno St.	12/20/2023	80-76	W	31-66	.470	12-25	.480	2-2	1.000	15	26	41	38.6	13	17	16	2	4	76	66.4	
Santa Clara	12/30/2023	55-65	L	18-45	.400	7-17	.412	22-27	.815	11	31	42	38.8	14	11	23	3	5	65	66.3	
Utah	01/05/2024	41-58	L	24-64	.375	5-24	.208	5-6	.833	17	35	52	39.8	12	13	14	3	4	58	65.7	
Colorado	01/07/2024	68-81	L	28-56	.500	6-20	.300	19-32	.594	10	27	37	39.6	25	21	13	7	8	81	66.7	
at Oregon	01/12/2024	53-65	L	25-59	.424	2-14	.143	13-25	.520	19	29	48	40.1	7	11	11	8	6	65	66.6	
at Oregon St.	01/14/2024	55-92	L	35-59	.593	9-18	.500	13-19	.684	9	35	44	40.4	20	25	14	6	6	92	68.1	
at Washington St.	01/19/2024	64-79	L	29-59	.492	5-23	.217	16-21	.762	13	21	34	40.0	20	16	14	9	7	79	68.7	
at Washington	01/21/2024	73-65	W	22-55	.400	9-28	.321	12-16	.750	12	22	34	39.7	17	13	15	6	2	65	68.5	
Stanford	01/26/2024	50-80	L	29-61	.475	6-13	.462	16-19	.842	14	35	49	40.2	15	24	12	7	8	80	69.1	
California	01/28/2024	76-71	W	26-57	.456	12-22	.545	7-8	.875	13	22	35	39.9	15	18	21	4	5	71	69.2	
at Arizona	02/04/2024	52-63	L	26-56	.464	2-6	.333	9-17	.529	11	25	36	39.7	14	13	15	6	6	63	68.9	
at Southern California	02/09/2024	63-81	L	31-68	.456	4-18	.222	15-19	.789	19	23	42	39.8	15	20	8	6	3	81	69.4	
at UCLA	02/11/2024	45-78	L	32-62	.516	6-13	.462	8-11	.727	12	32	44	40.0	17	23	13	6	8	78	69.8	
Washington	02/16/2024	73-66	Wot2	26-79	.329	7-34	.206	7-11	.636	14	37	51	40.4	12	20	14	10	6	66	69.6	
Washington St.	02/18/2024	46-73	L	24-59	.407	10-21	.476	15-21	.714	13	34	47	40.7	10	17	10	9	7	73	69.8	
at California	02/23/2024	55-67	L	28-61	.459	7-26	.269	4-5	.800	11	30	41	40.7	6	20	14	2	8	67	69.7	
at Stanford	02/25/2024	67-81	L	31-69	.449	8-28	.286	11-19	.579	22	34	56	41.3	17	19	12	10	0	81	70.1	
Total		1962		715-1675	.427	181-549	.330	351-499	.703	385	770	1155	41.3	442	445	423	135	154	1962	70.1	
Arizona St.		1749		641-1680	.382	127-398	.319	340-496	.685	325	634	959	34.3	515	271	356	68	201	1749	62.5	

Opponents Averages

Games Played	Points/game	FG Pct	3FG Pct	FT Pct	Rebounds/game	Assists/game	Turnovers/game	Assist/Turnover ratio	Steals/game	Blocks/game
28	70.1	42.7	33.0	70.3	41.3	15.9	15.1	1.1	5.5	4.8



2023-24 Arizona St. Women's Basketball
Team High/Low Analysis
All games

Page 1/4
as of Feb 27, 2024

Arizona St. - Game Highs

POINTS	80		vs Fresno St. (N) (12/20/2023)
	77		vs High Point (N) (11/25/2023)
	77		San Francisco (11/13/2023)
	76		California (01/28/2024)
	76		Pacific (12/01/2023)
FIELD GOALS MADE	33		vs Fresno St. (N) (12/20/2023)
	30		Washington (02/16/2024)
FIELD GOAL ATTEMPTS	78		Washington (02/16/2024)
	68		Santa Clara (12/30/2023)
FIELD GOAL PERCENTAGE	.549	(28-51)	California (01/28/2024)
	.500	(28-56)	vs High Point (N) (11/25/2023)
3 PT FG MADE	9		UTSA (11/06/2023)
	8		California (01/28/2024)
	8		at Washington (01/21/2024)
3 PT FG ATTEMPTS	26		UTSA (11/06/2023)
	24		at Washington St. (01/19/2024)
3 PT FG PERCENTAGE	.800	(8-10)	California (01/28/2024)
	.615	(8-13)	at Washington (01/21/2024)
FREE THROWS MADE	23		Colorado (01/07/2024)
	23		Idaho St. (11/19/2023)
FREE THROW ATTEMPTS	34		Pacific (12/01/2023)
	31		Idaho St. (11/19/2023)
FREE THROW PERCENTAGE	.875	(14-16)	at Southern California (02/09/2024)
	.864	(19-22)	at Washington (01/21/2024)
REBOUNDS	54		Washington (02/16/2024)
	49		Montana St. (11/10/2023)
ASSISTS	14		at Southern California (02/09/2024)
	14		Idaho St. (11/19/2023)
STEALS	15		Santa Clara (12/30/2023)
	14		Idaho St. (11/19/2023)
BLOCKED SHOTS	6		Pacific (12/01/2023)
	6		San Francisco (11/13/2023)
	6		Montana St. (11/10/2023)
TURNOVERS	27		vs Texas (N) (11/23/2023)
	19		Idaho St. (11/19/2023)
FOULS	27		Colorado (01/07/2024)
	27		Montana St. (11/10/2023)



2023-24 Arizona St. Women's Basketball
Team High/Low Analysis
All games

Page 2/4
as of Feb 27, 2024

Opponent - Game Highs

POINTS	92		at Oregon St. (01/14/2024)
	91		Arizona (12/17/2023)
	84		vs Texas (N) (11/23/2023)
	81		at Stanford (02/25/2024)
	81		at Southern California (02/09/2024)
	81		Colorado (01/07/2024)
FIELD GOALS MADE	35		at Oregon St. (01/14/2024)
	34		Arizona (12/17/2023)
FIELD GOAL ATTEMPTS	79		Washington (02/16/2024)
	72		vs Texas (N) (11/23/2023)
FIELD GOAL PERCENTAGE	.593	(35-59)	at Oregon St. (01/14/2024)
	.567	(34-60)	Arizona (12/17/2023)
3 PT FG MADE	15		at Grambling (11/16/2023)
	13		Arizona (12/17/2023)
3 PT FG ATTEMPTS	34		Washington (02/16/2024)
	29		San Francisco (11/13/2023)
3 PT FG PERCENTAGE	.650	(13-20)	Arizona (12/17/2023)
	.625	(15-24)	at Grambling (11/16/2023)
FREE THROWS MADE	26		Montana St. (11/10/2023)
	22		Santa Clara (12/30/2023)
FREE THROW ATTEMPTS	32		Colorado (01/07/2024)
	28		Pacific (12/01/2023)
	28		Montana St. (11/10/2023)
FREE THROW PERCENTAGE	1.000	(2-2)	vs Fresno St. (N) (12/20/2023)
	.929	(26-28)	Montana St. (11/10/2023)
REBOUNDS	56		at Stanford (02/25/2024)
	52		Utah (01/05/2024)
ASSISTS	25		at Oregon St. (01/14/2024)
	24		Stanford (01/26/2024)
	24		Arizona (12/17/2023)
STEALS	8		at California (02/23/2024)
	8		at UCLA (02/11/2024)
	8		Stanford (01/26/2024)
	8		Colorado (01/07/2024)
	8		Grand Canyon (12/08/2023)
	8		UTSA (11/06/2023)
BLOCKED SHOTS	10		at Stanford (02/25/2024)
	10		Washington (02/16/2024)
TURNOVERS	25		Idaho St. (11/19/2023)
	25		at Grambling (11/16/2023)
FOULS	25		Colorado (01/07/2024)
	25		UTSA (11/06/2023)



2023-24 Arizona St. Women's Basketball
Team High/Low Analysis
All games

Page 3/4
as of Feb 27, 2024

Arizona St. - Game Lows

POINTS	41		Utah (01/05/2024)
	42		vs Texas (N) (11/23/2023)
	45		at UCLA (02/11/2024)
	46		Washington St. (02/18/2024)
	50		Stanford (01/26/2024)
FIELD GOALS MADE	16		at UCLA (02/11/2024)
	17		Utah (01/05/2024)
	17		vs Texas (N) (11/23/2023)
FIELD GOAL ATTEMPTS	49		vs Texas (N) (11/23/2023)
	51		California (01/28/2024)
FIELD GOAL PERCENTAGE	.267	(16-60)	at UCLA (02/11/2024)
	.270	(17-63)	Utah (01/05/2024)
3 PT FG MADE	0		vs Texas (N) (11/23/2023)
	1		Washington St. (02/18/2024)
	1		Pacific (12/01/2023)
3 PT FG ATTEMPTS	3		vs Texas (N) (11/23/2023)
	8		at California (02/23/2024)
	8		vs Fresno St. (N) (12/20/2023)
	8		Pacific (12/01/2023)
3 PT FG PERCENTAGE	.000	(0-3)	vs Texas (N) (11/23/2023)
	.091	(1-11)	Washington St. (02/18/2024)
FREE THROWS MADE	2		at Oregon (01/12/2024)
	2		Utah (01/05/2024)
FREE THROW ATTEMPTS	3		at Oregon (01/12/2024)
	5		at California (02/23/2024)
FREE THROW PERCENTAGE	.286	(2-7)	Utah (01/05/2024)
	.333	(4-12)	vs South Fla. (N) (11/24/2023)
REBOUNDS	23		California (01/28/2024)
	26		at Washington (01/21/2024)
	26		Grand Canyon (12/08/2023)
ASSISTS	3		vs Texas (N) (11/23/2023)
	4		Arizona (12/17/2023)
STEALS	1		at Southern California (02/09/2024)
	2		at Oregon (01/12/2024)
	2		vs High Point (N) (11/25/2023)
	2		vs Texas (N) (11/23/2023)
BLOCKED SHOTS	0		at Southern California (02/09/2024)
	0		Stanford (01/26/2024)
	0		vs South Fla. (N) (11/24/2023)
TURNOVERS	2		at Stanford (02/25/2024)
	5		vs Fresno St. (N) (12/20/2023)
FOULS	9		vs Fresno St. (N) (12/20/2023)
	10		at California (02/23/2024)



2023-24 Arizona St. Women's Basketball
Team High/Low Analysis
All games

Page 4/4
as of Feb 27, 2024

Opponent - Game Lows

POINTS	40		Idaho St. (11/19/2023)
	49		vs South Fla. (N) (11/24/2023)
	55		UTSA (11/06/2023)
	58		Utah (01/05/2024)
	62		Montana St. (11/10/2023)
FIELD GOALS MADE	16		Idaho St. (11/19/2023)
	16		Montana St. (11/10/2023)
FIELD GOAL ATTEMPTS	45		Santa Clara (12/30/2023)
	48		Grand Canyon (12/08/2023)
	48		vs South Fla. (N) (11/24/2023)
FIELD GOAL PERCENTAGE	.262	(16-61)	Montana St. (11/10/2023)
	.286	(16-56)	Idaho St. (11/19/2023)
3 PT FG MADE	1		Pacific (12/01/2023)
	2		at Arizona (02/04/2024)
	2		at Oregon (01/12/2024)
	2		Idaho St. (11/19/2023)
	2		UTSA (11/06/2023)
3 PT FG ATTEMPTS	6		at Arizona (02/04/2024)
	11		vs Texas (N) (11/23/2023)
	11		Idaho St. (11/19/2023)
3 PT FG PERCENTAGE	.071	(1-14)	Pacific (12/01/2023)
	.143	(2-14)	at Oregon (01/12/2024)
FREE THROWS MADE	2		vs Fresno St. (N) (12/20/2023)
	4		at California (02/23/2024)
FREE THROW ATTEMPTS	2		vs Fresno St. (N) (12/20/2023)
	5		at California (02/23/2024)
FREE THROW PERCENTAGE	.500	(6-12)	Idaho St. (11/19/2023)
	.520	(13-25)	at Oregon (01/12/2024)
REBOUNDS	30		vs High Point (N) (11/25/2023)
	32		Grand Canyon (12/08/2023)
	32		vs South Fla. (N) (11/24/2023)
ASSISTS	7		vs High Point (N) (11/25/2023)
	7		vs South Fla. (N) (11/24/2023)
STEALS	0		at Stanford (02/25/2024)
	2		at Washington (01/21/2024)
	2		vs South Fla. (N) (11/24/2023)
BLOCKED SHOTS	0		at Grambling (11/16/2023)
	1		Grand Canyon (12/08/2023)
	1		Pacific (12/01/2023)
	1		vs High Point (N) (11/25/2023)
	1		San Francisco (11/13/2023)
TURNOVERS	8		at Southern California (02/09/2024)
	9		vs High Point (N) (11/25/2023)
	9		vs Texas (N) (11/23/2023)
FOULS	6		at California (02/23/2024)
	7		at Oregon (01/12/2024)



2023-24 Arizona St. Women's Basketball
Player Highs Analysis
All games

Page 1/4
as of Feb 27, 2024

Arizona St. - Individual Game Highs

POINTS	35		Jalyn Brown vs Colorado (01/07/2024)
	34		Jalyn Brown at Washington (01/21/2024)
	26		Jaddan Simmons vs Pacific (12/01/2023)
	25		Jalyn Brown at UCLA (02/11/2024)
	24		Jalyn Brown at Southern California (02/09/2024)
FIELD GOALS MADE	11		Jalyn Brown at Washington (01/21/2024)
	11		Jalyn Brown vs Colorado (01/07/2024)
FIELD GOAL ATTEMPTS	24		Jalyn Brown vs Washington (02/16/2024)
	24		Jalyn Brown at UCLA (02/11/2024)
FIELD GOAL PERCENTAGE (min 5 made)	1.000	(5-5)	Isadora Sousa vs Washington (02/16/2024)
	.833	(5-6)	Journey Thompson vs High Point (N) (11/25/2023)
3 PT FG MADE	4		Isadora Sousa vs California (01/28/2024)
	4		Jalyn Brown at Washington (01/21/2024)
	4		Trayanna Crisp vs Grand Canyon (12/08/2023)
3 PT FG ATTEMPTS	7		Trayanna Crisp at Southern California (02/09/2024)
	7		Mallory Miller at Washington St. (01/19/2024)
	7		Trayanna Crisp at Oregon (01/12/2024)
	7		Jalyn Brown vs Colorado (01/07/2024)
	7		Adison Novosel vs Utah (01/05/2024)
	7		Trayanna Crisp vs Grand Canyon (12/08/2023)
	7		Treasure Hunt vs High Point (N) (11/25/2023)
	7		Trayanna Crisp vs San Francisco (11/13/2023)
	7		Trayanna Crisp vs UTSA (11/06/2023)
3 PT FG PERCENTAGE (min 2 made)	1.000	(4-4)	Isadora Sousa vs California (01/28/2024)
	1.000	(3-3)	Jalyn Brown vs California (01/28/2024)
	1.000	(2-2)	Isadora Sousa vs Washington (02/16/2024)
	1.000	(2-2)	Isadora Sousa vs Colorado (01/07/2024)
	1.000	(2-2)	Jaddan Simmons vs Arizona (12/17/2023)
	1.000	(2-2)	Treasure Hunt vs South Fla. (N) (11/24/2023)
	1.000	(2-2)	Jaddan Simmons at Grambling (11/16/2023)
	1.000	(2-2)	Jaddan Simmons at Grambling (11/16/2023)
FREE THROWS MADE	11		Jalyn Brown vs Colorado (01/07/2024)
	10		Jaddan Simmons vs Pacific (12/01/2023)
	10		Jaddan Simmons vs UTSA (11/06/2023)
FREE THROW ATTEMPTS	14		Jaddan Simmons vs Pacific (12/01/2023)
	12		Jalyn Brown at Washington St. (01/19/2024)
	12		Jalyn Brown vs Colorado (01/07/2024)
	12		Jaddan Simmons vs UTSA (11/06/2023)
FREE THROW PERCENTAGE (min 3 made)	1.000	(8-8)	Jalyn Brown at Washington (01/21/2024)
	1.000	(8-8)	Jaddan Simmons at Grambling (11/16/2023)
	1.000	(6-6)	Jalyn Brown vs California (01/28/2024)
	1.000	(6-6)	Jaddan Simmons vs Montana St. (11/10/2023)
	1.000	(5-5)	Jaddan Simmons at Southern California (02/09/2024)
	1.000	(5-5)	Maggie Besselink vs Idaho St. (11/19/2023)
	1.000	(5-5)	Trayanna Crisp vs Idaho St. (11/19/2023)
	1.000	(4-4)	Jaddan Simmons vs Fresno St. (N) (12/20/2023)
	1.000	(4-4)	Jalyn Brown vs Arizona (12/17/2023)
	1.000	(4-4)	Trayanna Crisp vs High Point (N) (11/25/2023)
	1.000	(4-4)	Jalyn Brown vs High Point (N) (11/25/2023)
	1.000	(4-4)	Morasha Wiggins vs San Francisco (11/13/2023)
	1.000	(3-3)	Jaddan Simmons vs Stanford (01/26/2024)
	1.000	(3-3)	Trayanna Crisp vs Pacific (12/01/2023)
	1.000	(3-3)	Trayanna Crisp vs Texas (N) (11/23/2023)
	1.000	(3-3)	Trayanna Crisp vs Texas (N) (11/23/2023)
REBOUNDS	14		Kadidia Toure vs San Francisco (11/13/2023)
	13		Journey Thompson vs Stanford (01/26/2024)



2023-24 Arizona St. Women's Basketball
Player Highs Analysis
All games

Page 2/4
as of Feb 27, 2024

Arizona St. - Individual Game Highs

ASSISTS	8	Jaddan Simmons vs Fresno St. (N) (12/20/2023)
	7	Jaddan Simmons at Washington St. (01/19/2024)
STEALS	5	Jaddan Simmons at Washington St. (01/19/2024)
	5	Jaddan Simmons vs Grand Canyon (12/08/2023)
BLOCKED SHOTS	3	Mallory Miller vs Washington (02/16/2024)
	2	Journey Thompson at Stanford (02/25/2024)
	2	Mallory Miller at California (02/23/2024)
	2	Jaddan Simmons at Arizona (02/04/2024)
	2	Journey Thompson vs Utah (01/05/2024)
	2	Kadidia Toure vs Santa Clara (12/30/2023)
	2	Journey Thompson vs Pacific (12/01/2023)
	2	Kadidia Toure vs Pacific (12/01/2023)
	2	Jaddan Simmons vs Pacific (12/01/2023)
	2	Maggie Besselink vs Idaho St. (11/19/2023)
	2	Maggie Besselink vs San Francisco (11/13/2023)
	2	Jaddan Simmons vs San Francisco (11/13/2023)
	2	Mallory Miller vs Montana St. (11/10/2023)
	2	Journey Thompson vs Montana St. (11/10/2023)
TURNOVERS	8	Trayanna Crisp vs Texas (N) (11/23/2023)
	8	Jaddan Simmons vs Texas (N) (11/23/2023)
FOULS	5	Mallory Miller at Stanford (02/25/2024)
	5	Journey Thompson at Stanford (02/25/2024)
	5	Journey Thompson at Oregon (01/12/2024)
	5	Journey Thompson vs Utah (01/05/2024)
	5	Jalyn Brown vs Santa Clara (12/30/2023)
	5	Journey Thompson vs Santa Clara (12/30/2023)
	5	Maggie Besselink vs Grand Canyon (12/08/2023)
	5	Maggie Besselink vs Texas (N) (11/23/2023)
	5	Maggie Besselink vs San Francisco (11/13/2023)



2023-24 Arizona St. Women's Basketball
Player Highs Analysis
All games

Page 3/4
as of Feb 27, 2024

Opponent - Individual Game Highs

POINTS	31		Juju Watkins at Southern California (02/09/2024)
	31		Mia Jacobs vs Fresno St. (N) (12/20/2023)
	27		Kiki Iriafen vs Stanford (01/26/2024)
	27		Raegan Beers at Oregon St. (01/14/2024)
	24		Elizabeth Elliott vs Pacific (12/01/2023)
FIELD GOALS MADE	13		Raegan Beers at Oregon St. (01/14/2024)
	12		Mia Jacobs vs Fresno St. (N) (12/20/2023)
FIELD GOAL ATTEMPTS	25		Juju Watkins at Southern California (02/09/2024)
	20		Mia Jacobs vs Fresno St. (N) (12/20/2023)
FIELD GOAL PERCENTAGE (min 5 made)	.900	(9-10)	Lauren Betts at UCLA (02/11/2024)
	.769	(10-13)	Elizabeth Elliott vs Pacific (12/01/2023)
3 PT FG MADE	7		Mia Jacobs vs Fresno St. (N) (12/20/2023)
	7		DeMya Young at Grambling (11/16/2023)
3 PT FG ATTEMPTS	11		Hannah Jump at Stanford (02/25/2024)
	11		Hannah Stines at Washington (01/21/2024)
	11		Mia Jacobs vs Fresno St. (N) (12/20/2023)
	11		DeMya Young at Grambling (11/16/2023)
3 PT FG PERCENTAGE (min 2 made)	1.000	(5-5)	Jazmyne Jackson at Grambling (11/16/2023)
	1.000	(2-2)	Mia Mastrov vs California (01/28/2024)
	1.000	(2-2)	AJ Marotte at Oregon St. (01/14/2024)
FREE THROWS MADE	13		Tess Heal vs Santa Clara (12/30/2023)
	12		Olivia Lane vs Grand Canyon (12/08/2023)
FREE THROW ATTEMPTS	15		Tess Heal vs Santa Clara (12/30/2023)
	14		Olivia Lane vs Grand Canyon (12/08/2023)
FREE THROW PERCENTAGE (min 3 made)	1.000	(9-9)	Katelynn Limardo vs Montana St. (11/10/2023)
	1.000	(7-7)	Kiki Iriafen vs Stanford (01/26/2024)
	1.000	(6-6)	Cameron Brink vs Stanford (01/26/2024)
	1.000	(5-5)	Lauren Bevis vs High Point (N) (11/25/2023)
	1.000	(5-5)	Jasmine Gayles vs San Francisco (11/13/2023)
	1.000	(4-4)	Dominika Paurova at Oregon St. (01/14/2024)
	1.000	(4-4)	Jayde Cadee vs Santa Clara (12/30/2023)
	1.000	(4-4)	Tiarra Brown vs Grand Canyon (12/08/2023)
	1.000	(3-3)	Nunu Agara at Stanford (02/25/2024)
	1.000	(3-3)	Rayah Marshall at Southern California (02/09/2024)
	1.000	(3-3)	Talia von Oelhoffen at Oregon St. (01/14/2024)
	1.000	(3-3)	Faith Price vs High Point (N) (11/25/2023)
REBOUNDS	20		Kiki Iriafen at Stanford (02/25/2024)
	16		Rayah Marshall at Southern California (02/09/2024)
	16		Cameron Brink vs Stanford (01/26/2024)
ASSISTS	9		Talia von Oelhoffen at Oregon St. (01/14/2024)
	9		Luana Leite vs San Francisco (11/13/2023)
STEALS	4		Luana Leite vs San Francisco (11/13/2023)
	3		Bella Murekatete vs Washington St. (02/18/2024)
	3		Chloe Briggs vs Washington (02/16/2024)
	3		Camryn Brown at UCLA (02/11/2024)
	3		Helena Pueyo at Arizona (02/04/2024)
	3		Brooke Demetre vs Stanford (01/26/2024)
	3		Kiki Iriafen vs Stanford (01/26/2024)
	3		Charlissee Leger-Walker at Washington St. (01/19/2024)
	3		Jaylyn Sherrod vs Colorado (01/07/2024)
	3		Trinity San Antonio vs Grand Canyon (12/08/2023)
	3		Khadija Faye vs Texas (N) (11/23/2023)
	3		Marah Dykstra vs Montana St. (11/10/2023)
	3		Lexi Deden vs Montana St. (11/10/2023)
	3		Maya Linton vs UTSA (11/06/2023)



Arizona St. Women's Basketball
Individual Career Summaries
All games

Page 1/9
as of Feb 25, 2024

BESSELINK, Maggie

				Field Goals		3-Point		F-Throws		Rebounds										Scoring	
SEASON	TEAM	GP-GS	MIN/AVG	FG-FGA	FG%	3FG-3FGA	3FG%	FT-FTA	FT%	OFF	DEF	TOT	AVG	PF-FO	A	TO	BLK	STL	PTS	AVG	
2020-21	ASU	18-14	389/21.6	31-83	.373	5-13	.385	24-33	.727	41	61	102	5.7	47-2	13	38	8	12	91	5.1	
2021-22	ASU	12-7	197/16.4	19-49	.388	0-7	.000	8-17	.471	27	37	64	5.3	28-1	8	12	5	5	46	3.8	
2023-24	ASU	12-11	227/18.9	16-49	.327	4-16	.250	10-18	.556	15	40	55	4.6	44-3	9	18	6	7	46	3.8	
TOTAL		42-32	813/19.4	66-181	.365	9-36	.250	42-68	.618	83	138	221	5.3	119-6	30	68	19	24	183	4.4	

Single Game Highs

Statistic	Value	
Points	13	vs Southern California 03/03/21
Rebounds	15	vs Minnesota 11/12/21
Assists	3	vs Washington 02/12/21
Steals	3	vs Idaho St. 11/19/23
Blocks	3	vs Marist 11/21/21
FG Made	5	at Grambling 11/16/23
FG Attempts	10	at Grambling 11/16/23
3FG Made	3	vs UTSA 11/06/23
3FG Attempts	4	vs UTSA 11/06/23
FT Made	5	vs Idaho St. 11/19/23
FT Attempts	8	vs Baylor 11/26/21

BROWN, Jalyn

				Field Goals		3-Point		F-Throws		Rebounds										Scoring	
SEASON	TEAM	GP-GS	MIN/AVG	FG-FGA	FG%	3FG-3FGA	3FG%	FT-FTA	FT%	OFF	DEF	TOT	AVG	PF-FO	A	TO	BLK	STL	PTS	AVG	
2022-23	LOU	7-0	32/4.6	3-9	.333	1-4	.250	1-2	.500	2	1	3	0.4	1-0	0	4	0	3	8	1.1	
2023-24	ASU	26-24	921/35.4	163-412	.396	36-100	.360	93-118	.788	28	72	100	3.8	79-1	40	81	5	24	455	17.5	
TOTAL FOR ASU		26-24	921/35.4	163-412	.396	36-100	.360	93-118	.788	28	72	100	3.8	79-1	40	81	5	24	455	17.5	
TOTAL		33-24	953/28.9	166-421	.394	37-104	.356	94-120	.783	30	73	103	3.1	80-1	40	85	5	27	463	14.0	

Single Game Highs

Statistic	Value	
Points	35	vs Colorado 01/07/24
Rebounds	9	vs Washington 02/16/24
Assists	4	vs Colorado 01/07/24
Steals	4	vs Santa Clara 12/30/23
Blocks	1	5 times
FG Made	11	vs Colorado 01/07/24, at Washington 01/21/24
FG Attempts	24	at UCLA 02/11/24, vs Washington 02/16/24
3FG Made	4	at Washington 01/21/24
3FG Attempts	7	vs UTSA 11/06/23, vs Colorado 01/07/24
FT Made	11	vs Colorado 01/07/24
FT Attempts	12	vs Colorado 01/07/24, at Washington St. 01/19/24



Arizona St. Women's Basketball
Individual Career Summaries
All games

Page 2/9
as of Feb 25, 2024

CRISP, Trayanna

				Field Goals		3-Point		F-Throws		Rebounds									Scoring	
SEASON	TEAM	GP-GS	MIN/AVG	FG-FGA	FG%	3FG-3FGA	3FG%	FT-FTA	FT%	OFF	DEF	TOT	AVG	PF-FO	A	TO	BLK	STL	PTS	AVG
2022-23	ASU	28-7	605/21.6	51-170	.300	14-59	.237	36-50	.720	16	49	65	2.3	58-1	37	38	1	16	152	5.4
2023-24	ASU	28-25	949/33.9	124-305	.407	37-115	.322	41-54	.759	19	58	77	2.8	51-0	60	48	4	40	326	11.6
TOTAL		56-32	1554/27.7	175-475	.368	51-174	.293	77-104	.740	35	107	142	2.5	109-1	97	86	5	56	478	8.5

Single Game Highs

Statistic	Value	
Points	23	vs Washington 02/16/24
Rebounds	7	vs Washington 02/16/24
Assists	6	vs Idaho St. 11/19/23
Steals	4	vs Santa Clara 12/30/23, vs Stanford 01/26/24
Blocks	1	5 times
FG Made	10	vs Washington 02/16/24
FG Attempts	22	vs Washington 02/16/24
3FG Made	4	vs Grand Canyon 12/08/23
3FG Attempts	7	5 times
FT Made	7	vs Colorado 01/07/24
FT Attempts	8	vs Colorado 01/07/24

HUNT, Treasure

				Field Goals		3-Point		F-Throws		Rebounds									Scoring	
SEASON	TEAM	GP-GS	MIN/AVG	FG-FGA	FG%	3FG-3FGA	3FG%	FT-FTA	FT%	OFF	DEF	TOT	AVG	PF-FO	A	TO	BLK	STL	PTS	AVG
2020-21	UK	15-1	195/13.0	21-62	.339	10-32	.313	4-6	.667	10	22	32	2.1	16-0	10	13	5	4	56	3.7
2021-22	UK	30-29	715/23.8	74-209	.354	17-66	.258	42-79	.532	57	82	139	4.6	49-0	42	50	21	16	207	6.9
2022-23	ASU	27-27	919/34.1	103-344	.299	28-118	.237	71-103	.689	41	123	164	6.1	49-1	20	48	22	25	305	11.3
2023-24	ASU	11-3	223/20.3	30-74	.405	8-28	.286	8-13	.615	8	30	38	3.5	24-0	9	19	3	7	76	6.9
TOTAL FOR ASU		38-30	1143/30.1	133-418	.318	36-146	.247	79-116	.681	49	153	202	5.3	73-1	29	67	25	32	381	10.0
TOTAL		83-60	2053/24.7	228-689	.331	63-244	.258	125-201	.622	116	257	373	4.5	138-1	81	130	51	52	644	7.8

Single Game Highs

Statistic	Value	
Points	24	vs Arizona 01/22/23
Rebounds	15	at New Mexico 11/20/22
Assists	5	vs Presbyterian 11/09/21
Steals	3	vs Florida 01/20/22, vs California 02/10/23
Blocks	2	14 times
FG Made	8	vs High Point 11/25/23
FG Attempts	18	at Stanford 12/31/22
3FG Made	3	6 times
3FG Attempts	9	at Arizona 12/29/22
FT Made	9	vs Arizona 01/22/23
FT Attempts	10	vs DePaul 12/09/21, at Montana St. 11/15/22, vs Arizona 01/22/23



Arizona St. Women's Basketball
Individual Career Summaries
All games

Page 3/9
as of Feb 25, 2024

MAGOLICO, Sandra

				Field Goals		3-Point		F-Throws		Rebounds									Scoring	
SEASON	TEAM	GP-GS	MIN/AVG	FG-FGA	FG%	3FG-3FGA	3FG%	FT-FTA	FT%	OFF	DEF	TOT	AVG	PF-FO	A	TO	BLK	STL	PTS	AVG
2023-24	ASU	22-3	195/8.9	10-33	.303	0-1	.000	3-19	.158	11	26	37	1.7	16-0	3	10	0	5	23	1.0
TOTAL		22-3	195/8.9	10-33	.303	0-1	.000	3-19	.158	11	26	37	1.7	16-0	3	10	0	5	23	1.0

Single Game Highs

Statistic	Value	
Points	8	vs South Fla. 11/24/23
Rebounds	7	vs South Fla. 11/24/23
Assists	1	vs UTSA 11/06/23, vs San Francisco 11/13/23, vs High Point 11/25/23
Steals	3	vs South Fla. 11/24/23
FG Made	4	vs South Fla. 11/24/23
FG Attempts	7	vs South Fla. 11/24/23
3FG Attempts	1	vs South Fla. 11/24/23
FT Made	2	vs High Point 11/25/23
FT Attempts	5	vs South Fla. 11/24/23

MILLER, Hanna

				Field Goals		3-Point		F-Throws		Rebounds									Scoring	
SEASON	TEAM	GP-GS	MIN/AVG	FG-FGA	FG%	3FG-3FGA	3FG%	FT-FTA	FT%	OFF	DEF	TOT	AVG	PF-FO	A	TO	BLK	STL	PTS	AVG
2023-24	ASU	3-0	3/1.2	1-1	1.000	1-1	1.000	1-2	.500	0	0	0	0.0	0-0	0	0	0	0	4	1.3
TOTAL		3-0	3/1.2	1-1	1.000	1-1	1.000	1-2	.500	0	0	0	0.0	0-0	0	0	0	0	4	1.3

Single Game Highs

Statistic	Value	
Points	4	vs Idaho St. 11/19/23
FG Made	1	vs Idaho St. 11/19/23
FG Attempts	1	vs Idaho St. 11/19/23
3FG Made	1	vs Idaho St. 11/19/23
3FG Attempts	1	vs Idaho St. 11/19/23
FT Made	1	vs Idaho St. 11/19/23
FT Attempts	2	vs Idaho St. 11/19/23



Arizona St. Women's Basketball
Individual Career Summaries
All games

Page 4/9
as of Feb 25, 2024

MILLER, Mallory

				Field Goals		3-Point		F-Throws		Rebounds										Scoring	
SEASON	TEAM	GP-GS	MIN/AVG	FG-FGA	FG%	3FG-3FGA	3FG%	FT-FTA	FT%	OFF	DEF	TOT	AVG	PF-FO	A	TO	BLK	STL		PTS	AVG
2023-24	ASU	24-1	322/13.4	31-116	.267	9-42	.214	8-11	.727	20	46	66	2.8	36-1	8	21	11	3		79	3.3
TOTAL		24-1	322/13.4	31-116	.267	9-42	.214	8-11	.727	20	46	66	2.8	36-1	8	21	11	3		79	3.3

Single Game Highs

Statistic	Value	
Points	15	at Washington St. 01/19/24
Rebounds	10	vs Washington 02/16/24
Assists	3	at Stanford 02/25/24
Steals	1	vs Pacific 12/01/23, at Washington St. 01/19/24, vs Washington St. 02/18/24
Blocks	3	vs Washington 02/16/24
FG Made	6	at Washington St. 01/19/24
FG Attempts	16	at Washington St. 01/19/24
3FG Made	3	at Washington St. 01/19/24
3FG Attempts	7	at Washington St. 01/19/24
FT Made	3	vs Washington 02/16/24
FT Attempts	4	vs Washington 02/16/24

NOVOSEL, Adison

				Field Goals		3-Point		F-Throws		Rebounds										Scoring	
SEASON	TEAM	GP-GS	MIN/AVG	FG-FGA	FG%	3FG-3FGA	3FG%	FT-FTA	FT%	OFF	DEF	TOT	AVG	PF-FO	A	TO	BLK	STL		PTS	AVG
2021-22	SF-PA	7-0	12/1.7	3-4	.750	2-3	.667	0-0	.000	1	1	2	0.3	0-0	1	1	0	1		8	1.1
2022-23	SF-PA	28-25	575/20.5	35-132	.265	29-120	.242	3-6	.500	12	35	47	1.7	32-0	12	16	5	15		102	3.6
2023-24	ASU	18-0	161/8.9	6-28	.214	6-25	.240	0-0	.000	0	15	15	0.8	14-0	4	0	0	4		18	1.0
TOTAL FOR ASU		18-0	161/8.9	6-28	.214	6-25	.240	0-0	.000	0	15	15	0.8	14-0	4	0	0	4		18	1.0
TOTAL		53-25	748/14.1	44-164	.268	37-148	.250	3-6	.500	13	51	64	1.2	46-0	17	17	5	20		128	2.4

Single Game Highs

Statistic	Value	
Points	12	vs Central Conn. St. 01/28/23
Rebounds	6	at Xavier 11/13/22, at Sacred Heart 02/09/23
Assists	3	at Marquette 11/27/22
Steals	3	vs Coppin St. 12/11/22
Blocks	1	5 times
FG Made	4	vs Central Conn. St. 01/28/23
FG Attempts	9	at Central Conn. St. 01/08/23
3FG Made	4	vs Central Conn. St. 01/28/23
3FG Attempts	8	vs Towson 11/19/22, at Central Conn. St. 01/08/23
FT Made	1	at Michigan 11/11/22, at Xavier 11/13/22, vs Merrimack 02/04/23
FT Attempts	2	at Michigan 11/11/22, at Xavier 11/13/22, vs Merrimack 02/04/23



Arizona St. Women's Basketball
Individual Career Summaries
All games

Page 5/9
as of Feb 25, 2024

RADOCAJ, Marina

				Field Goals		3-Point		F-Throws		Rebounds										Scoring	
SEASON	TEAM	GP-GS	MIN/AVG	FG-FGA	FG%	3FG-3FGA	3FG%	FT-FTA	FT%	OFF	DEF	TOT	AVG	PF-FO	A	TO	BLK	STL	PTS	AVG	
2023-24	ASU	6-0	20/3.3	1-3	.333	1-2	.500	0-0	.000	1	3	4	0.7	3-0	0	1	0	1	3	0.5	
TOTAL		6-0	20/3.3	1-3	.333	1-2	.500	0-0	.000	1	3	4	0.7	3-0	0	1	0	1	3	0.5	

Single Game Highs

Statistic	Value	
Points	3	vs UTSA 11/06/23
Rebounds	3	vs Montana St. 11/10/23
Steals	1	vs UTSA 11/06/23
FG Made	1	vs UTSA 11/06/23
FG Attempts	2	vs UTSA 11/06/23
3FG Made	1	vs UTSA 11/06/23
3FG Attempts	1	vs UTSA 11/06/23, vs Montana St. 11/10/23

ROBINSON, Jaylah

				Field Goals		3-Point		F-Throws		Rebounds									Scoring	
SEASON	TEAM	GP-GS	MIN/AVG	FG-FGA	FG%	3FG-3FGA	3FG%	FT-FTA	FT%	OFF	DEF	TOT	AVG	PF-FO	A	TO	BLK	STL	PTS	AVG
2022-23	ASU	1-0	1/1.5	0-0	.000	0-0	.000	0-0	.000	0	0	0	0.0	0-0	0	2	0	0	0	0.0
TOTAL		1-0	1/1.5	0-0	.000	0-0	.000	0-0	.000	0	0	0	0.0	0-0	0	2	0	0	0	0.0



Arizona St. Women's Basketball
Individual Career Summaries
All games

Page 6/9
as of Feb 25, 2024

SIMMONS, Jaddan

SEASON	TEAM	GP-GS	MIN/AVG	Field Goals		3-Point		F-Throws		Rebounds									Scoring	
				FG-FGA	FG%	3FG-3FGA	3FG%	FT-FTA	FT%	OFF	DEF	TOT	AVG	PF-FO	A	TO	BLK	STL	PTS	AVG
2020-21	ASU	24-24	725/30.2	76-225	.338	11-62	.177	96-121	.793	26	50	76	3.2	38-0	65	49	4	27	259	10.8
2021-22	ASU	26-26	760/29.2	77-196	.393	21-65	.323	75-105	.714	23	66	89	3.4	56-1	73	46	10	43	250	9.6
2022-23	ASU	27-27	997/36.9	115-304	.378	16-57	.281	90-119	.756	49	75	124	4.6	74-1	84	55	18	50	336	12.4
2023-24	ASU	28-27	1041/37.2	81-230	.352	10-30	.333	105-135	.778	40	79	119	4.3	57-0	95	57	12	48	277	9.9
TOTAL		105-104	3523/33.5	349-955	.365	58-214	.271	366-480	.763	138	270	408	3.9	225-2	317	207	44	168	1122	10.7

Single Game Highs

Statistic	Value	
Points	26	vs Pacific 12/01/23
Rebounds	10	vs UCLA 03/01/23
Assists	8	vs Fresno St. 12/20/23
Steals	6	vs California 02/10/23
Blocks	3	vs Northern Ariz. 11/07/22
FG Made	9	vs Washington St. 01/27/23
FG Attempts	19	vs UCLA 03/01/23
3FG Made	3	4 times
3FG Attempts	8	at Southern California 01/31/21
FT Made	11	vs Arizona 01/22/23
FT Attempts	14	vs Arizona 01/22/23, vs Pacific 12/01/23



Arizona St. Women's Basketball
Individual Career Summaries
All games

Page 7/9
as of Feb 25, 2024

SKINNER, Tyi

				Field Goals		3-Point		F-Throws		Rebounds										Scoring	
SEASON	TEAM	GP-GS	MIN/AVG	FG-FGA	FG%	3FG-3FGA	3FG%	FT-FTA	FT%	OFF	DEF	TOT	AVG	PF-FO	A	TO	BLK	STL	PTS	AVG	
2020-21	UD	29-2	588/20.3	80-240	.333	30-121	.248	64-80	.800	13	33	46	1.6	59-0	51	59	2	25	254	8.8	
2021-22	UD	32-30	1080/33.7	139-405	.343	66-187	.353	66-84	.786	19	71	90	2.8	68-2	105	86	3	25	410	12.8	
2022-23	ASU	28-28	1025/36.6	175-485	.361	68-196	.347	121-155	.781	16	61	77	2.8	82-2	67	77	3	48	539	19.3	
TOTAL FOR ASU		28-28	1025/36.6	175-485	.361	68-196	.347	121-155	.781	16	61	77	2.8	82-2	67	77	3	48	539	19.3	
TOTAL		89-60	2693/30.3	394-1130	.349	164-504	.325	251-319	.787	48	165	213	2.4	209-4	223	222	8	98	1203	13.5	

Single Game Highs

Statistic	Value	
Points	29	at Grand Canyon 11/30/22, vs Missouri 12/04/22
Rebounds	10	at California 01/02/23
Assists	7	5 times
Steals	4	at Montana St. 11/15/22, vs Stanford 02/12/23, vs Colorado 02/17/23
Blocks	1	8 times
FG Made	10	at Towson 03/03/22, at Arizona 12/29/22, at UCLA 02/05/23
FG Attempts	29	vs Oregon St. 01/08/23
3FG Made	6	vs Missouri 12/04/22, at UCLA 02/05/23
3FG Attempts	14	vs Oregon St. 01/08/23
FT Made	15	at Grand Canyon 11/30/22
FT Attempts	17	at Grand Canyon 11/30/22

SOUSA, Isadora

				Field Goals		3-Point		F-Throws		Rebounds										Scoring	
SEASON	TEAM	GP-GS	MIN/AVG	FG-FGA	FG%	3FG-3FGA	3FG%	FT-FTA	FT%	OFF	DEF	TOT	AVG	PF-FO	A	TO	BLK	STL	PTS	AVG	
2021-22	ASU	7-0	70/10.0	4-16	.250	2-11	.182	2-4	.500	3	8	11	1.6	6-0	4	11	3	0	12	1.7	
2022-23	ASU	23-7	348/15.1	30-67	.448	4-16	.250	11-16	.688	21	54	75	3.3	23-0	25	16	2	12	75	3.3	
2023-24	ASU	17-15	371/21.8	32-65	.492	14-29	.483	7-17	.412	12	50	62	3.6	38-0	18	16	3	14	85	5.0	
TOTAL		47-22	790/16.8	66-148	.446	20-56	.357	20-37	.541	36	112	148	3.1	67-0	47	43	8	26	172	3.7	

Single Game Highs

Statistic	Value	
Points	16	vs Washington 02/16/24
Rebounds	12	vs American 11/25/22
Assists	4	vs UCLA 03/01/23
Steals	3	vs Colorado 01/07/24
Blocks	1	8 times
FG Made	5	at Washington St. 01/19/24, vs Washington 02/16/24
FG Attempts	10	at Washington St. 01/19/24
3FG Made	4	vs California 01/28/24
3FG Attempts	5	at Arizona 02/04/24
FT Made	5	at New Mexico 11/20/22
FT Attempts	6	at New Mexico 11/20/22, vs Washington 02/16/24



Arizona St. Women's Basketball
Individual Career Summaries
All games

Page 8/9
as of Feb 25, 2024

THOMPSON, Journey

				Field Goals		3-Point		F-Throws		Rebounds										Scoring	
SEASON	TEAM	GP-GS	MIN/AVG	FG-FGA	FG%	3FG-3FGA	3FG%	FT-FTA	FT%	OFF	DEF	TOT	AVG	PF-FO	A	TO	BLK	STL	PTS	AVG	
2022-23	ASU	13-3	142/10.9	17-39	.436	0-0	.000	9-10	.900	12	27	39	3.0	19-0	1	7	6	6	43	3.3	
2023-24	ASU	28-24	616/22.0	67-192	.349	0-1	.000	28-49	.571	55	78	133	4.8	86-4	14	39	17	26	162	5.8	
TOTAL		41-27	758/18.5	84-231	.364	0-1	.000	37-59	.627	67	105	172	4.2	105-4	15	46	23	32	205	5.0	

Single Game Highs

Statistic	Value	
Points	16	at Oregon St. 01/14/24
Rebounds	13	vs Stanford 01/26/24
Assists	3	vs Stanford 01/26/24, at Southern California 02/09/24
Steals	4	vs Fresno St. 12/20/23, at Oregon St. 01/14/24
Blocks	2	5 times
FG Made	7	at Oregon St. 01/14/24
FG Attempts	18	at Oregon St. 01/14/24
3FG Attempts	1	vs Montana St. 11/10/23
FT Made	6	vs San Francisco 11/13/23
FT Attempts	7	vs San Francisco 11/13/23

TOURE, Kadidia

				Field Goals		3-Point		F-Throws		Rebounds									Scoring	
SEASON	TEAM	GP-GS	MIN/AVG	FG-FGA	FG%	3FG-3FGA	3FG%	FT-FTA	FT%	OFF	DEF	TOT	AVG	PF-FO	A	TO	BLK	STL	PTS	AVG
2022-23	JMU	21-0	166/7.9	25-56	.446	1-4	.250	20-28	.714	18	23	41	2.0	30-0	9	18	3	9	71	3.4
2023-24	ASU	28-7	524/18.7	73-160	.456	1-6	.167	30-51	.588	46	68	114	4.1	62-0	10	26	6	19	177	6.3
TOTAL FOR ASU		28-7	524/18.7	73-160	.456	1-6	.167	30-51	.588	46	68	114	4.1	62-0	10	26	6	19	177	6.3
TOTAL		49-7	690/14.1	98-216	.454	2-10	.200	50-79	.633	64	91	155	3.2	92-0	19	44	9	28	248	5.1

Single Game Highs

Statistic	Value	
Points	22	vs San Francisco 11/13/23, vs Fresno St. 12/20/23
Rebounds	14	vs San Francisco 11/13/23
Assists	3	vs Idaho St. 11/19/23
Steals	3	4 times
Blocks	2	vs Liberty 11/23/22, vs Pacific 12/01/23, vs Santa Clara 12/30/23
FG Made	10	vs Fresno St. 12/20/23
FG Attempts	15	at Grambling 11/16/23
3FG Made	1	at Coastal Carolina 01/26/23, at Stanford 02/25/24
3FG Attempts	3	vs San Francisco 11/13/23
FT Made	6	at Grambling 11/16/23
FT Attempts	9	at Grambling 11/16/23



Arizona St. Women's Basketball
Individual Career Summaries
All games

Page 9/9
as of Feb 25, 2024

WIGGINS, Morasha

				Field Goals		3-Point		F-Throws		Rebounds										Scoring	
SEASON	TEAM	GP-GS	MIN/AVG	FG-FGA	FG%	3FG-3FGA	3FG%	FT-FTA	FT%	OFF	DEF	TOT	AVG	PF-FO	A	TO	BLK	STL	PTS	AVG	
2021-22	UNC	21-0	174/8.3	10-38	.263	6-19	.316	6-16	.375	12	18	30	1.4	19-0	5	5	1	8	32	1.5	
2023-24	ASU	6-0	76/12.6	6-12	.500	0-2	.000	6-9	.667	2	6	8	1.3	5-0	1	4	1	3	18	3.0	
TOTAL FOR ASU		6-0	76/12.6	6-12	.500	0-2	.000	6-9	.667	2	6	8	1.3	5-0	1	4	1	3	18	3.0	
TOTAL		27-0	250/9.2	16-50	.320	6-21	.286	12-25	.480	14	24	38	1.4	24-0	6	9	2	11	50	1.9	

Single Game Highs

Statistic	Value	
Points	10	vs App State 11/17/21
Rebounds	4	vs App State 11/17/21, at Grambling 11/16/23
Assists	1	6 times
Steals	2	vs N.C. A&T 11/09/21
Blocks	1	at Wake Forest 02/03/22, vs High Point 11/25/23
FG Made	3	vs App State 11/17/21
FG Attempts	6	vs App State 11/17/21, vs San Francisco 11/13/23
3FG Made	2	vs App State 11/17/21
3FG Attempts	3	vs App State 11/17/21, vs Virginia 01/20/22, vs Duke 02/27/22
FT Made	4	vs San Francisco 11/13/23
FT Attempts	4	vs App State 11/17/21, vs Washington 11/27/21, vs San Francisco 11/13/23