

2023 Sun Devil Baseball

GAME NOTES - UTAH

ARIZONA STATE

10-7 (0-0 Pac-12)

@ASU_Baseball

@TheSunDevils

WEEK FIVE

MARCH 17-19

4 p.m. / 1 p.m. / 12 p.m. AZT

(5 p.m. / 2 p.m. / 1 p.m. Local)

Larry Miller Field/Smith's Ballpark

Provo/Salt Lake City, Utah

Pac-12 Live Stream

1440 AM (Fri)/1060 AM (Sat/Sun.)

UTAH

7-9 (1-2 Pac-12)

@UtahBaseball

@UtahAthletics



ASU_BASEBALL



SUN DEVIL BASEBALL



ASU_BASEBALL

MEDIA RELATIONS CONTACT

Jeremy Hawkes

jrhawkes@asu.edu | C:520-403-0121 | O:480-965-9544

#10THINGS (Twitter-Friendly Notes)

1. ASU batters struck out just 16 times in 4 games last week (4.0 per game) after averaging 8.4 strikeouts per game in the first 13 games.

2. ASU has had nine pitchers come out of the bullpen and post sub-4.00 ERAs this year. It had just three through 17 games last season.

3. The Sun Devils are 3-1 in one-run games this season, a notable tally as ASU went just 1-7 in one-score games last season.

4. ASU was giving up 3.4 two-out RBIs per game in the first 17 games before allowing just four (1.0 per game) in the last four.

5. Ryan Campos has the second-longest active hitting streak in the Pac-12 at 10 games. His .390 average is currently sixth in the league.

6. ASU is second in the Pac-12 with 23 home runs this season and also second in the Pac-12 with a cumulative .298 team batting average.

7. After 14 of ASU's first 17 homers this season were solo shots, five of the last six home runs have come with runners on base.

8. Jacob Tobias has 20 RBIs this season, easily leading the team and notable as he had 29 in the entirety of last season.

9. ASU's pitchers struck out 40 batters over the last four games while allowing just six total walks - notable as ASU averaged 4.8 PER GAME in first 13 games

10. Brock Peery led the Pac-12 in '22 with 10 saves - tied for 7th-most at ASU since 1998 and first in double digits since 2016. He has two this season.

#BYTHENUMBERS

Jacob Tobias easily leads the team with 20 RBIs this season - tied for fifth in the Pac-12. The tally is especially notable as he had just 29 in the entirety of last season. Tobias is batting .321 on the year and second on the team with three homers. He has walked 12 times to just 11 strikeouts to post a .449 OBP that is second on the squad and 18th in the Pac-12. Tobias has also logged a team-best two triples this year - a tally that still ranks 35th in the nation and is especially notable as he has three in his short career at ASU - marking him ASU's active career leader in the category in games played at ASU.

The Sun Devil pitching staff walked just six batters in four games last week compared to 40 strikeouts. That mark is particularly notable as ASU was allowing 4.8 walks PER GAME prior to the previous four games. The 10.0 strikeouts per game are also notable as ASU was striking out just 7.6 per game in the first 13 games. In four games last week, ASU held opponents to just .205 hitting with runners on base. The team also shook of a two-out RBI curse that had crippled it in recent weeks, allowing just four two-out RBI total after giving up 3.4 per game in the first 13 games.

Ryan Campos posted an absurd .714 batting average on 10-of-14 hitting with a team-best seven RBIs in four games last week. He had two homers and two doubles for a 1.286 slugging percentage with three walks and no strikeouts to post an absurd 2.051 OPS. Campos 8.0 percent strikeout rate this season is the third-lowest in the Pac-12 while the .43 strikeout-to-walk ratio is second in the league. Campos' overall 1.151 OPS is seventh in the Pac-12 while he sits fifth with a .507 OBP and sixth with a .390 average overall. His 14 walks are fourth in the Pac-12.

The Sun Devils are currently 3-1 in one-run games on the season. This tally is especially notable as ASU managed just a 1-7 record in one-run games last season. ASU has not lost a game this season in which it has been leading after the sixth (6-0), seventh (5-0) or eighth (5-0) innings. The Sun Devils have also walked off opponents twice this season, a feat it did not manage last year. Will Rogers owns the honor of both of those walk-off knocks with an RBI single on Opening Night followed by his one-out solo shot in the ninth against NDSU in a game where ASU trailed 7-0 at one point.

2023 SUN DEVIL BASEBALL SCHEDULE

Date	Opponent	Time/Score
Feb. 17	San Diego State*	W 6-5
Feb. 18	San Diego State*	W 5-3
Feb. 19	San Diego State*	W 1-6
Feb. 21	UNLV	W 6-3
Feb. 24	at Mississippi State	W 13-4
Feb. 25	at Mississippi State	L 1-5
Feb. 26	at Mississippi State	L 3-16
Mar. 1	North Dakota State	W 10-9
Mar. 3	UC Irvine	L 6-16
Mar. 4	UC Irvine	L 9-10
Mar. 5	UC Irvine	L 2-7
Mar. 7	at Oklahoma State	L 4-8
Mar. 8	at Oklahoma State	L 4-7
Mar. 10	UC Davis	W 7-1
Mar. 11	UC Davis	W 6-4
Mar. 12	UC Davis	W 17-4
Mar. 14	Utah Tech	W 9-1
Mar. 17	at Utah*	4:00 PM
Mar. 18	at Utah*	1:00 PM
Mar. 19	at Utah*	12:00 PM
Mar. 21	Grand Canyon	6:00 PM
Mar. 24	Arizona*	7:00 PM
Mar. 25	Arizona*	6:00 PM
Mar. 26	Arizona*	4:00 PM
Mar. 28	at UNLV	6:05 PM
Mar. 31	at California*	7:00 PM
Apr. 1	at California*	7:00 PM
Apr. 2	at California*	2:00 PM
Apr. 4	Seattle	6:00 PM
Apr. 6	Washington State*	6:30 PM
Apr. 7	Washington State*	6:30 PM
Apr. 8	Washington State*	12:30 PM
Apr. 11	at Grand Canyon	6:00 PM
Apr. 14	at Washington*	6:00 PM
Apr. 15	at Washington*	2:00 PM
Apr. 16	at Washington*	1:00 PM
Apr. 19	at Arizona	6:00 PM
Apr. 21	Oregon State*	6:30 PM
Apr. 22	Oregon State*	6:30 PM
Apr. 23	Oregon State*	12:30 PM
Apr. 25	Cal State Fullerton	6:00 PM
Apr. 26	Cal State Fullerton	2:00 PM
Apr. 28	at Oregon*	5:05 PM
Apr. 29	at Oregon*	2:05 PM
Apr. 30	at Oregon*	12:05 PM
May 5	Stanford*	6:30 PM
May 6	Stanford*	6:30 PM
May 7	Stanford*	12:30 PM
May 12	at USC*	6:30 PM
May 13	at USC*	6:30 PM
May 14	at USC*	1:00 PM
May 15	at UC Riverside	2:00 PM
May 18	UCLA*	7:00 PM
May 19	UCLA*	6:00 PM
May 20	UCLA*	12:00 PM
May 23	Conference Tournament	TBD
May 24	Conference Tournament	TBD
May 25	Conference Tournament	TBD
May 26	Conference Tournament	TBD
May 27	Conference Tournament	TBD

All times Arizona time

* - Indicates a Pac-12 Conference game

- Indicates a Pac-12 Network Game

^ - Indicates a Pac-12 Live Stream Game

PROJECTED STARTERS

ASU	ERA	W-L	IP	SO	BB	Opp. Avg
LHP Ross Dunn	3.60	2-1	15.0	19	7	.207
RHP Khrystian Curtis	6.16	2-2	19.0	17	12	.217
RHP Jonah Giblin	2.16	1-0	16.2	14	4	.228

UTAH	ERA	W-L	IP	SO	BB	Opp. Avg
RHP Cam Day	7.27	2-2	17.1	22	11	.375
RHP Jaden Harris	5.29	0-1	17.0	9	7	.329
TBD						

Five-Time NCAA Champions (1965, 1967, 1969, 1977, 1981) | 22 College World Series Appearances | 21 Conference Championships

131 All-Americans | 14 National Players of the Year | 12 College Baseball Hall of Fame Members | 916 Letterwinners

465 Major League Baseball Draft Picks | 114 Major Leaguers | 52 Major League Baseball First-Round Draft Picks

2023 Sun Devil Baseball

QUICK FACTS/MEDIA INFORMATION

GENERAL INFORMATION

Location.....	Tempe, Ariz.
Founded.....	1885
Enrollment.....	140,759
Nickname.....	Sun Devils
School Colors.....	Maroon and Gold
Home Field.....	Phoenix Municipal Stadium
Capacity.....	5,300
Muni Dimensions.....	Lines: 333 (LF) 334 (RF) Alleys: 385 CF: 395
Surface.....	Grass
Affiliation.....	NCAA Div. I
Conference.....	Pac-12
President.....	Dr. Michael Crow
VP of Athletics.....	Ray Anderson
Athletic Dept. Phone.....	(480) 965-3482
Ticket Office Phone.....	(480) 727-0000
Athletics Department Address.....	
	Carson Student-Athlete Center
	500 East Veteran's Way
	P.O. Box 872505
	Tempe, AZ 85287-2505

PROGRAM HISTORY

First Year of Baseball.....	1907 (7-2)
Start of NCAA Baseball.....	1959 (28-18-1)
All-Time Record.....	2979-1529-8 (661)*
Modern Era Record (Since Joining NCAA).....	2646-1185-4*
National Championships.....	5 (165, '67, '69, '77, '81)
Years in CWS/Last.....	22 (2010)*
All-Time CWS Record.....	61-38 (616)*
NCAA Appearances/Last.....	41 (2021)*
NCAA Tournament Record.....	171-82 (676)*
Best Record All-time.....	64-6 (.914) - 1972
Last All-Americans.....	2022 (2)
	Joe Lampe (Perfect Game, Third Team)
	Nate Baez (Collegiate Baseball, Third Team)

*- ASU vacated 44 wins, the Pac-10 title and the College World Series appearance from 2007. Records do not reflect the vacations.

COACHING STAFF

Head Coach.....	Willie Bloomquist (2nd Year)
Alma Mater.....	Arizona State (1999)
Career Record/Record at ASU (Years).....	36-39 (2nd Season)
Assistant Coach.....	Mike Goff (2nd Season)
Assistant Coach/Pitching/Recruiting.....	Sam Peraza (2nd Season)
Assistant Coach.....	Dan Jaffe (1st Season)
Director of Player Development/Assistant Recruiting Coord.....	Travis Buck (2nd Season)
Director of Operations.....	Mike Porcaro (2nd Season)
Strength & Conditioning.....	Ted Henson (1st Season)
Athletic Trainer.....	Jesse Lowman (9th Season)
Dir. of Community Relations.....	Armando Flores (16th Season)

SPORTS INFORMATION

Baseball Contact.....	Jeremy Hawkes (7th Season) (BSB)/11th Season)
Office.....	480-965-9544
Cell.....	520-403-0121
E-Mail.....	jdhawkes@asu.edu
Director of Sports Information.....	Doug Tammara
Email.....	tammara@asu.edu

2022 RECAP

Overall Record.....	26-32
Conference record.....	13-17
Home record.....	19-13
Away record.....	6-17
Neutral site record.....	1-2
Postseason.....	Pac-12 Tournament (T-5th)
Final national finish.....	--
Conference finish.....	8th
Players Drafted.....	6

MEDIA INFORMATION

Credentials

All credential requests should be sent via email to Jeremy Hawkes (jdhawkes@asu.edu).

Interview Policy

Sun Devil Baseball's weekly media availability with vary week-to-week based on the season's schedule. Media Relations Director Jeremy Hawkes will reach out each week to confirm availability dates. Media planning to attend must contact Jeremy Hawkes (520-403-0121/jdhawkes@asu.edu) ahead of time and inform him of their plans or to be added to the distribution list.

Throughout the season's schedule, ASU will host postgame interviews in the Omaha Room after each game. Media members should request players at the beginning of the ninth inning. Please contact Jeremy Hawkes or a member of the media relations staff in the press box to coordinate those interviews. Media members who wish to schedule an interview outside of practice must contact Jeremy Hawkes.

Photography/Videography

Accommodations for B-Roll purposes at practice can be made through Jeremy Hawkes (jdhawkes@asu.edu). During games, credentials must be worn in plain view throughout the game and all photographers must adhere to painted lines and instructions given by security personnel and/or Arizona State staff members at all times. At no point during game action should a member of the media be on the field of play. Contact Jeremy Hawkes for any details regarding shooting game action.

Media Highlights Policy

Highlights Include Pac-12 Networks/ESPN/FOX network broadcasts (including affiliates such as ABC and ESPNU and CBS sublicensed telecasts), all home hosted non-televised competitions including those that are live streamed and any other sport events in which the Pac-12 controls the exhibition rights. No third-party organization may post competition footage of any Pac-12 game, non-conference home game or other contest for which the Pac-12 controls the media rights on its website without a license to the content from the Pac-12 Networks or its licensing partner (Wazee Digital), with the exception of news window

privileges described below. Alternatively, third parties are permitted to post video on their websites through the use of the Pac-12 Digital embeddable video player (embed code available at <http://video.pac-12.com>). Certified broadcast news outlets may use a maximum of 3 minutes of Pac-12 event footage on their regularly scheduled newscasts during the 48-hour news window following the conclusion of included events. If the highlights from a Pac-12 Networks production do not contain the Pac-12 Networks bug, the news outlet must insert "Courtesy of Pac-12 Networks" over the footage. Excerpts of those newscasts containing these highlights may also be posted to news providers' websites, but must be removed 48 hours after the conclusion of any included event, unless a license for that footage is obtained from Pac-12 Conference or its licensing Partner (Wazee Digital). Highlights may not be posted to YouTube, Facebook, or other social media properties.

2023 Media Coverage

The vast majority the Sun Devils games this season will be available to fans via the Pac-12 Network or the Pac-12 Live Stream online.

The Sun Devil Sports Radio Network is scheduled to broadcast 32-35 Sun Devil Baseball games this season between NBC Sports Radio AM 1060 and other affiliated radio stations. Fans can listen to the broadcasts on the radio or via the TuneIn app on thesundevils.com. Links to the streaming audio can be found on the online baseball schedule.

Tim Healey is set to serve his 25th season as the "Voice of the Sun Devils" on baseball broadcasts and will be joined for the fifth-straight season by color analyst Max Rossiter, who was an all-conference catcher for the Devils from 2012-13.

2023 Sun Devil Baseball

GAME NOTES/ROSTERS

SALT LAKE CITY -- Sun Devil Baseball open up Pac-12 play this weekend, heading ion the road for a three-game series against the Utah Utes. Due to field complications at Utah's home stadium due to weather in the area over the last week, Friday's opener has been moved to Provo, Utah at Larry Miller Field and will ow get underway at 4 p.m. AZT (5 p.m. local). Saturday and Sunday's games are still tentatively scheduled to take place at Smith's Ballpark in Salt Lake City pending a review of the field conditions.

FOLLOW THE ACTION

- The series will be available through the Pac-12 Live Stream operating by the University of Utah and can be found here: <https://pac-12.com/live/university-utah>
- All games will be broadcast live over local airwaves on KAZG 1440 AM on Friday and KDUS 1060 AM on Saturday and Sunday with Jeff Munn and Max Rossiter on the call.
- Fans are always encouraged to follow the Sun Devil Baseball team on social media for any program or schedule updates throughout the week on the Sun Devil Baseball Twitter account: @ASU_Baseball. This is especially encouraged this weekend with a possibility of venue, schedule and time changes throughout the weekend.

HONORING THE PAST

- The Sun Devils will wear black SB and MG tribute patches on batting helmets throughout the 2023 season to honor the loss of two great alumni this past offseason in Sal Bando and Mike Gallagher.

LAST TIME OUT: UC DAVIS/UTAH TECH

- The bats came alive for the Sun Devils as ASU went 4-0 last week with series sweep over UC Davis followed by a midweek win over Utah Tech.
- ASU bat .368 as a team for the week, outscoring opponents 39-10 in the process. A more disciplined approach at the plate striking out just 16 times with 15 walks.
- Conversely, the Sun Devil pitches posted a 2.25 cumulative ERA through the four games, striking out 40 and walks a paltry six batters while holding opponents to a .197 batting average against
- In those four games, Ryan Campos has posted an absurd .714 batting average on 10-of-14 hitting with a team-best seven RBIs. He had two homers and two doubles for a 1.286 slugging percentage with three walks and no strikeouts to post an absurd 2.051 OPS.
- Nu'u Contrades launched the first two homers of his career on his way to a .500 batting average for the week.

ON DECK: UTAH

- This will mark Utah's first home games of the 2023 season. The Utes took one game in their Pac-12 opening series at Washington last weekend.
- ASU owns a 51-13 all-time record over Utah, including a series sweep in Phoenix last year.
- Cameron Gurney is hitting a team-best .306 in 13 games played, bouncing between catcher, first base, third base and DH. His 12-game reached base streak came to an end in Tuesday's game at BYU, while he logged a 10-game hitting streak up through the Washington series opener on March 10.
- Sophomore lefty Micah Ashman ranks second in the Pac-12 Conference with four saves on the season, all in his last four appearances. In 32 career appearances (two starts in 2022) Ashman owns a 2.75 earned run average.

GOING CAMP-ING

- Ryan Campos has been the hottest batter in the Sun Devil lineup of late and enters the weekend with the Pac-12 second-longest active hitting streak at ten games.
- After an unreal week (see Last Time Out above), Campos is now second on the team with a .390 batting average, pacing the squad with four homers and also with 14 walks to just six strikeouts.
- Campos 8.0 percent strikeout rate this season is the third-lowest in the Pac-12 while the .43 strikeout-to-walk ratio is second in the league
- Campos' overall 1.151 OPS is seventh in the Pac-12 while he sits fifth with a .507 OBP and sixth with a .390 average overall. His 14 walks are fourth in the Pac-12.
- The sophomore also leads the team in runs, currently sitting fifth in the league with 19.
- He leads the team with 10 runs scored this year and his 11 walks are tied for fourth in the Pac-12.
- Campos led the Sun Devils with a .357 average last year as a true freshman – the sixth-best freshman average in program history and just ahead of head coach Willie Bloomquist's .356 average.
- It was the seventh-highest average in the Pac-12 prior to the NCAA tournament and the 11th-highest batting average for a catcher in the NCAA prior to the tournament and the fourth-highest for a Power Five catcher.
- It was the 10th-highest batting average for a freshman in the NCAA prior to the tourney and the best freshman catcher average in the country.
- He was one of just 19 freshmen to crack the Top-250 in the NCAA in average and the only freshman Power Five catcher to do so.
- It marked the second straight season a true freshman led the team in average (Ethan Long last year) – something that has never happened in consecutive years in program history and just the fourth time in program history overall that it had happened.

NUMERICAL QUICK ROSTER

No.	Name	Yr.	Pos.	B/T
2	Varnado, Drake	So.	INF	R/R
3	McLain, Nick	So.	OF	S/L
5	Curtis, Khristian	Jr.	RHP	R/R
6	Contrades, Nu'u	Fr.	INF	R/R
7	Hill, Luke	Fr.	INF	R/R
8	Weaver, Jonny	Gr.	INF	R/R
9	Pivaroff, Blake	Jr.	RHP	L/R
10	Bodlovich, Christian	RS Jr.	RHP	R/R
11	Vu, Kien	Fr.	OF	L/L
12	Manning, Timmy	Jr.	LHP	L/L
13	Meyer, Tyler	RS So.	RHP	R/R
14	Crenshaw, Wyatt	Sr.	INF	L/R
15	Newman, Trey	RS Jr.	C	R/R
17	Campos, Ryan	So.	C	L/R
18	Tobias, Jacob	So.	INF	L/R
19	Gardner, Dylan	Jr.	RHP	R/R
21	Rogers, Will	So.	UTL	R/R
22	Vargas, Jose	Fr.	OF	L/R
23	Hernandez, Stephen	Fr.	LHP	L/L
24	Jackson, Isaiah	Fr.	OF	L/R
25	Long, Ethan	Jr.	INF	R/R
26	Cano, Willie	Sr.	INF	R/R
27	Compton, Brandon	Fr.	INF	L/L
28	Humphres, Austin	Fr.	LHP	L/L
29	Stevenson, Owen	Jr.	RHP	R/R
31	Hansell, Josh	Jr.	RHP	R/R
32	Keaschall, Luke	Jr.	INF	R/R
33	Peery, Brock	Jr.	RHP	R/R
35	Beheler, Reese	Fr.	INF	L/R
37	Lebamoff, Nolan	Gr.	RHP	R/R
38	Valdez, Tyler	Jr.	RHP	R/R
39	Wainscott, Jesse	RS Sr.	RHP	R/R
40	Giblin, Jonah	R-So.	RHP	R/R
41	Balholm, Bronson	RS Sr.	C	S/R
45	Hanks, Ryan	Fr.	RHP	R/R
46	Dunn, Ross	Jr.	LHP	R/L
47	Tieding, Matt	RS Jr.	RHP	R/R

ALPHABETICAL QUICK ROSTER

No.	Name	Yr.	Pos.	B/T
48	Armbruester, Will	Sr.	RHP	R/R
41	Balholm, Bronson	RS Sr.	C	S/R
35	Beheler, Reese	Fr.	INF	L/R
10	Bodlovich, Christian	RS Jr.	RHP	R/R
17	Campos, Ryan	So.	C	L/R
26	Cano, Willie	Sr.	INF	R/R
27	Compton, Brandon	Fr.	INF	L/L
6	Contrades, Nu'u	Fr.	INF	R/R
14	Crenshaw, Wyatt	Sr.	INF	L/R
5	Curtis, Khristian	Jr.	RHP	R/R
46	Dunn, Ross	Jr.	LHP	R/L
19	Gardner, Dylan	Jr.	RHP	R/R
40	Giblin, Jonah	R-So.	RHP	R/R
45	Hanks, Ryan	Fr.	RHP	R/R
31	Hansell, Josh	Jr.	RHP	R/R
23	Hernandez, Stephen	Fr.	LHP	L/L
7	Hill, Luke	Fr.	INF	R/R
28	Humphres, Austin	Fr.	LHP	L/L
24	Jackson, Isaiah	Fr.	OF	L/R
32	Keaschall, Luke	Jr.	INF	R/R
37	Lebamoff, Nolan	Gr.	RHP	R/R
25	Long, Ethan	Jr.	INF	R/R
12	Manning, Timmy	Jr.	LHP	L/L
3	McLain, Nick	So.	OF	S/L
13	Meyer, Tyler	RS So.	RHP	R/R
15	Newman, Trey	RS Jr.	C	R/R
33	Peery, Brock	Jr.	RHP	R/R
9	Pivaroff, Blake	Jr.	RHP	L/R
21	Rogers, Will	So.	UTL	R/R
29	Stevenson, Owen	Jr.	RHP	R/R
47	Tieding, Matt	RS Jr.	RHP	R/R
18	Tobias, Jacob	So.	INF	L/R
38	Valdez, Tyler	Jr.	RHP	R/R
22	Vargas, Jose	Fr.	OF	L/R
2	Varnado, Drake	So.	INF	R/R
11	Vu, Kien	Fr.	OF	L/L
39	Wainscott, Jesse	RS Sr.	RHP	R/R
8	Weaver, Jonny	Gr.	INF	R/R

2023 Sun Devil Baseball

GAME NOTES

- His .363 average in league-only games was the fifth-highest in the conference.
- His .438 OBP in league games was also tops on the team and ninth in the Pac-12 and tops among league catchers
- Campos had the best average on the team with runners in scoring position at 21-for-59 (.356).
- He had 20 multi-hit games last year – good for third on the team despite starting 13-15 fewer games than the majority of the other starters on the team.
- He threw out seven baserunners on the year despite catching in 10+ less games than the other league catchers.

ROGERS THAT

- Will Rogers got the Sun Devils off to a huge start on Opening Night, going 3-for-5 and a stolen base with a home run and a the game-winning walk-off single.
- He added his second walk-off of the season against NDSU with his one-out solo shot in the bottom of the ninth for a 10-9 victory.
- Rogers had nine homers last season, tied for fourth in ASU freshman school history.
- From April 1 on, Rogers had the second-highest average on the team at .373, respectively. He led the team with a .746 slugging percentage in that time with nine doubles, a triple and five homers.
- His 27 extra-base hits on the season were the third-most of any Pac-12 freshman and 19th in the league overall.

JACOB'S LADDER

- Jacob Tobias got the first RBI of the 2023 season with his RBI single in the first inning of Opening Night.
- Tobias easily leads the team with 20 RBIs this season - tied for fifth in the Pac-12. The tally is especially notable as he had just 29 in the entirety of last season.
- While not looking the part, his two triples this season give him three for his career, marking him the active career leader in the category at ASU in games played for the Sun Devils.
- Tobias was named to the Preseason All-Pac-12 team after being a first team selection as designated hitter last season.
- His 12 bases (two homers, two doubles) against Utah in the series finale were tied for the most by a Pac-12 player in a game last year.
- His seven homers last year were tied for eighth in ASU freshman history.
- His 23 RBIs in Pac-12 games were the second-most on the team, 20th in the Pac-12 and third among Pac-12 freshmen.

RUNNING UP THAT HILL

- Luke Hill did not at all look like a true freshman starting at shortstop over the first week of action, showing savvy skills with the bat and with the glove.
- Hill leads the team with a .413 average that is fourth in the Pac-12 among eligible batters and 16th among all freshmen nationally.
- His 26 total hits are first in the league and 61st in Division I baseball
- The freshman also leads the Pac-12 with eight doubles this season - good for 20th in the country.
- He is reaching at a .472 clip - just outside the Top-10 in the league - having struck out only eight times while drawing eight walks.
- He notched his first career homer in the series finale against Mississippi State
- He has just two errors on the season for a .972 fielding percentage on 69-of-71 fielding.
- His 44 defensive assists are fourth in the conference.

NOT SO QUIET WYATT

- Transfer Wyatt Crenshaw posted video game numbers last season at Colorado College and has quickly shown that was no fluke, speaking plenty loud with his bat despite saying approximately 18 total words in two post-game press conferences thus far this season.
- Crenshaw is batting .328 on the season, slugging .552 with two homers, a triple and seven doubles - the latter good for second in the Pac-12
- He has also played a nice right field for ASU, recording all 22 putouts on balls flown his way thus far with no errors.

WELCOME TO THE JAM

- Christian Bodlovich has inherited 70 runners in his career at ASU, with only 23 scoring (32.9 percent), including an 11-for-37 tally last season.
- As a whole ASU has done its part to limit damage in tough scenarios, allowing just 23 of 49 inherited runners on the year (46.9 percent).
- ASU stranded 497 opponent baserunners last season - an average of 8.6 per game. That total is 132 this season - 7.7 per game.
- Brock Peery finished 10th in the nation with 34 appearances last season, a tally good for second in the Pac-12. He has appeared in 10 this season, currently tied for 5th in the nation
- Peery has yet to give up a run this season and has stranded a team-high eight inherited runners on the year.
- Peery led the league with 10 saves last season year - good for 26th in the country. He added two in the first four games this season and tacked on a win for good measure.
- The 10 saves last season were tied for seventh-most at ASU since the 1998 season and marked the first time a closer reached double digits in the category at ASU since 2016.
- Matt Tieding has been essential in saving the Sun Devil bullpen after tough outings for starters this year. As a reliever, the newcomer has team-low 2.84 ERA in 12.2 innings (min. 5.0 IP). His 14.1 total innings are most on the team.
- Jonah Giblin has also done his part as an inning eater, tossing 11.2 innings in relief with a 3.09 ERA and 11 strikeouts. The effort earned him his first weekend start against UC Davis where he spun 5.0 innings of scoreless baseball to earn his first Division I victory.

PLAYING THE FIELD

- ASU turned 50 double plays last year - a tally good for 21st in Division I and fourth in the Pac-12. The squad has turned 110 double plays over the previous two seasons.
- ASU has 17 double plays this season, good for 10th in the country.
- ASU had four fielders in the Top-30 in fielding percentage in the Pac-12 last year (min. 100 chances) in Joe Lampe, Kai Murphy, Ryan Campos and Conor Davis. That was tied with USC and Oregon State for the most in the Pac-12.
- Sean McLain had the second-most defensive of assists of any player in the Pac-12 (179) - the second straight season an ASU player accomplished that feat following Drew Swift (171) in 2021.
- For the third straight season, the majority of position players on the diamond will be new faces with only Will Rogers (left field) and Ryan Campos (catcher) expected to reprise their roles from last season. ASU had just two players start last season in the same position they finished in 2021 (Joe Lampe in CF, Nate Baez at C and Sean McLain at 2B, though McLain was playing shortstop by the second weekend while Baez moved around the field by Week Two as well). ASU's only veteran starter in 2021 was Drew Swift - who shifted over to shortstop after spending the majority of his career at second base. All other positions on the diamond that season replaced by newcomers.

HEADED TO THE GAP

- ASU is currently second in the Pac-12 with a .298 team batting average for the season and fourth in the league with a .485 slugging percentage.
- The Sun Devils recorded 134 doubles last year, good for 19th in the nation and third in the Pac-12. The 127 doubles during the regular season were the most for a Sun Devil team in the REGULAR SEASON in the BBCOR era (since 2011) and tied for the fifth-most in a regular season since 1998.
- ASU had at least one double in all but six games last season and multiple doubles in 36 of 58 games.
- There were 45 Pac-12 players with double-digit doubles in the regular season, of which ASU had seven (Baez, Lampe, Rogers, McLain, Long, Davis, Murphy). No other team had more than six.
- ASU reached double digits in hits in 28 of the last 34 games of 2022 and 37 times in 58 games. They have done so in seven games this season.

CHICKS DIG THE LONG BALL

- 10 different players have logged a home run for ASU already and eight have multiple home runs.
- ASU's 23 homers are second in the Pac-12 and Top-50 nationally.

- The better news is ASU has finally started to get knocks with runners on base. Five of ASU's last six home runs have had a runner on base after 14 of the teams first 17 homers this season were solo shots.
- Of the nine position players with at least 30 starts last season, all nine had multiple home runs. ASU had ten total players with multiple homers.
- ASU had five players with at least seven homers last year, tied for the second-most at ASU since 1998.
- The timing of the home runs improved immensely over the second half of the last season. On 24 of the final 37 homers on the year, ASU had at least one runner on base. That was notable as ASU had runners on base just eight times on the teams first 27 homers. ASU will hope for some déjà vu in that area with 14 solo homers on 17 home runs this season.
- The Sun Devils had four grand slams last year - the most it had had in a season since 2004 (also four).

HOLD ON TO YOUR SEATS

- ASU has its part to shake off some of that bad mojo from last season in close games thus far, winning three one-run games and going 6-1 in games decided by three runs or less - a category ASU was 14-16 in last season and was 1-7 in one-run games
- The Sun Devils played no shortage of tight games last season - for better or worse - with 26 of the teams 58 games being decided by one or two runs - the most since it also played in 26 in 2017.
- Unfortunately, ASU was 1-7 in one-run losses and 15 of the teams 32 losses came by way of 1-2 runs. ASU is 3-1 in one-run games this season.
- That said, the Sun Devils have shown that no opponent lead is safe, showing off plenty of grit in erasing multi-run deficits. On 11 occasions last season, ASU erased a lead of at least three runs.
- The seven-run deficit overcome by the Sun Devils to defeat and take the series from Cal was the most since March 3, 2000 against Arizona.
- ASU doubled down at that with the victory over North Dakota State this season, overcoming a 7-0 deficit in an eventual 10-9 walk-off victory.
- Three times last season ASU rallied from a deficit of five or more runs to tie or win the game - the first time that had happened since 2010 (also 3).

WHO'S THE NEW GUY?

- The Sun Devils welcome an incredible 28 new faces to the roster in 2023. ASU went hard in the Transfer Portal during the offseason, recording the No. 2 transfer portal class in the nation according to several outlets.
- The new batch was highlighted by a total overhaul of the pitching staff, which will feature three transfer starters this weekend in LHP Ross Dunn (Florida State), RHP Khristian Curtis (Texas A&M) and LHP Timmy Manning (Florida). Owen Stevenson (San Francisco) also figures to find a spot in the rotation over the course of the season.
- Dunn competed for Team USA on the Collegiate National Team this past summer.
- Preseason All-American Luke Keaschall (San Francisco) highlights the incoming position players).
- Among the newcomers, freshman Isaiah Jackson ('22, Astros, 18th Round), Dunn ('19, Yankees, 11th Round) and Drake Varnado ('21, Diamondbacks, 17th Round) have all been drafted at some point in their careers.
- The Sun Devils didn't have a single freshman arm in the clubhouse last season but welcomes four this season (Ryan Hanks, Brandon Compton, Austin Humphres and Stephen Hernandez).
- After the departure of Sean McLain to the MLB Draft following last season, the Sun Devils will welcome his brother Nick McLain to the clubhouse this season with the youngster expected to be the Opening Day center fielder.
- ASU will feature an entirely new infield this season, highlighted by standout freshmen Nu'u Contrades, Luke Hill and Reese Beheler with a deep group of veteran transfers in Keaschall, Vernado, Jonny Weaver, Willie Cano and Wyatt Crenshaw.

WE WANT EZ

- Ethan Long was tabbed as the No. 37 overall collegiate prospect in the 2022 MLB Draft class by Baseball America last season and was selected with the very final pick of the 2022 MLB Draft though he will look to prove he is, in fact, Mr. Relevant for the Sun Devils this season. He was named to the Preseason

All-Pac-12 Team for the 2023 season.

- Long has been one of the standouts offensively for ASU this year, posting an OBP of .438 despite his .270 average. He is second on the team with eight walks this year and tied for the team lead with three homers.
- Due to a left wrist injury last year, Long was unable to bat over the last month of the season, though he contributed on the mound. The big bat was a little slow getting going last year, but Long settled into a nice pace and he was fourth on the team with seven homers on the year despite missing the last month-plus of the year. Four of his seven home runs last season came in the sixth inning or later.
- He used 18 walks and 3 HBPs to post a .384 OBP over his .300 average.
- He was named the Pac-12 Player of the Week for the fourth time in his career following his efforts in the Washington series.
- Long became the 129th Sun Devil to be named an All-American following his freshman campaign in 2021, becoming a consensus selection after being named to teams by Collegiate Baseball News, NCBWA, and Baseball America. He also earned two freshman All-America nods (CBN/NCBWA) and was a First Team All-Pac-12 pick as well as an ACBA All-West Region second team selection and Pac-12 All-Conference first team pick
- Long finished the 2021 regular season 22nd nationally and second in the Pac-12 with 16 home runs while finishing 13th nationally and leading the league with a .725 slugging percentage on .340 hitting. He was sixth in the league with 53 RBI. His .340 average was the ninth-highest freshman average in Sun Devil history.
- That season, he finished with a team-best 54 RBI, tied with Barry Bonds for fourth in ASU freshman history while his 16 homers on the year surpassed Bonds for second in ASU freshman history behind only Spencer Torkelson (25) and good for Top-Five in the league.
- Behind Long's bat, ASU won five straight weekend series in the last half of the year. In a 19-game stretch, Long bat .444 with 40 RBI, 15 home runs, eight doubles, a 1.181 slugging percentage, a .500 OBP and an absurd 1.681 OPS. Of his 32 hits in that span, 23 were for extra bases.

2023 Sun Devil Baseball

HOME RUNS/DOUBLE PLAYS/PITCHING/TROPHY CASE

HOME RUN TRACKER

Player (Season, No.)	Gm #	Date	Opponent	On Base	Inning	Outs	Count	Score	Final
Will Rogers (1)	1	Feb. 17	SDSU	0	2	0	3-2	1-0	6-5
Luke Keaschall (1)	2	Feb. 18	SDSU	0	1	0	0-0	0-0	5-3
Isaiah Jackson (1)	2	Feb. 18	SDSU	0	2	1	0-2	1-0	5-3
Ryan Campos (1)	4	Feb. 21	UNLV	0	1	2	3-1	0-0	6-3
Ethan Long (1)	4	Feb. 21	UNLV	0	1	2	0-0	1-0	6-3
Wyatt Crenshaw (1)	4	Feb. 21	UNLV	0	3	1	0-0	2-0	6-3
Luke Keaschall (2)	5	Feb. 24	@ Miss St.	0	1	0	1-1	0-0	13-4
Wyatt Crenshaw (2)	5	Feb. 24	@ Miss St.	1	2	1	1-0	3-0	13-4
Luke Hill (1)	7	Feb. 26	@ Miss St.	0	2	0	0-2	1-3	3-16
Ethan Long (2)	7	Feb. 26	@ Miss St.	0	8	1	0-1	2-12	3-16
Ethan Long (3)	8	March 1	NDSU	1	4	0	0-2	0-7	10-9
Jacob Tobias (1)	8	March 1	NDSU	1	5	1	3-2	6-7	10-9
Will Rogers (2)	8	March 1	NDSU	0	9	1	0-0	9-9	10-9
Isaiah Jackson (2)	9	March 3	UC Irvine	0	2	1	2-2	1-5	6-16
Ryan Campos (2)	9	March 3	UC Irvine	0	5	0	1-1	3-11	6-16
Jacob Tobias (2)	9	March 3	UC Irvine	0	5	1	0-0	4-11	6-16
Jacob Tobias (3)	11	March 5	UC Irvine	0	8	0	1-1	0-6	2-7
Willie Cano (1)	13	March 8	at #13 Oklahoma St.	1	7	1	1-0	2-7	4-7
Ryan Campos (3)	15	March 11	UC Davis	1	5	2	2-0	3-0	6-4
Nu'u Contrades (1)	16	March 12	UC Davis	1	4	1	2-0	9-0	17-4
Ryan Campos (4)	16	March 12	UC Davis	1	4	2	0-0	12-0	17-4
Nu'u Contrades (2)	17	March 14	Utah Tech	0	3	0	1-2	0-1	9-1
Luke Keaschall (3)	17	March 14	Utah Tech	2	3	0	1-0	2-1	9-1

GAME-WINNING RBI/Run (RBI/Run [When not an RBI] Responsible for the Go-Ahead Run and a Lead Not Relinquished)

Player	Gm #	Date	Opponent	Season #	Inning	Outs	Count	Result	Final
Will Rogers	1	Feb. 17	SDSU	1	9	1	0-0	1B 7 RBI	6-5
Luke Keaschall	2	Feb. 18	SDSU	1	1	0	0-0	HR 7	5-3
Jonny Weaver	3	Feb. 19	SDSU	1	7	2	1-2	1B 7 RBI	1-0
Ryan Campos	4	Feb. 21	UNLV	1	1	2	3-1	HR 7	6-3
Luke Keaschall	5	Feb. 24	@ Miss St.	2	1	0	1-1	HR 7	13-4
Will Rogers	8	March 1	NDSU	2	9	1	0-0	HR 7	10-9
Luke Hill	14	March 10	UC Davis	1	1	0	3-2	1B 7 RBI	7-1
Ryan Campos	15	March 11	UC Davis	2	1	0	2-1	1B LL RBI	6-4
Ryan Campos	16	March 12	UC Davis	3	1	1	0-1	1B MI RBI	17-4
Luke Hill	17	March 14	Utah Tech	2	3	0	1-2	1B MI RBI	9-1

DOUBLE PLAYS

Gm #	Date	Opponent	Pitcher (SZN #)	Scoring	Players	Inn.	Outs	Score	Final
1	Feb. 17	SDSU	Dunn (1)	643 GDP	Hill-Keaschall-Long	1	1	0-0	6-5
1	Feb. 17	SDSU	Stevenson (1)	543 GDP	Contrades-Keaschall-Long	5	1	3-0	6-5
2	Feb. 18	SDSU	Tieding (1)	L3U DP	Long	7	0	2-0	5-3
5	Feb. 24	@ Miss St.	Dunn (2)	63 GDP	Hill-Long	1	1	3-0	13-4
5	Feb. 24	@ Miss St.	Stevenson (2)	543 GDP	Contrades-Keaschall-Weaver	5	0	13-0	13-4
5	Feb. 24	@ Miss St.	Giblin (1)	543 GDP	Contrades-Keaschall-Weaver	8	1	13-4	13-4
7	Feb. 26	@ Miss St.	Manning (1)	L4 DP	Keaschall	3	0	2-3	3-16
10	March 4	UC Irvine	Curtis (1)	361 GDP	Tobias-Hill-Curtis	3	1	0-2	9-10
10	March 4	UC Irvine	Curtis (2)	63 DP	Hill-Tobias	4	1	0-3	9-10
10	March 4	UC Irvine	Stevenson (3)	643 GDP	Hill-Keaschall-Tobias	6	1	5-6	9-10
11	March 5	UC Irvine	Pivaroff (1)	643 GDP	Hill-Keaschall-Long	7	1	0-6	2-7
11	March 5	UC Irvine	Gardner (1)	463 GDP	Keaschall-Hill-Long	8	1	0-6	2-7
11	March 5	UC Irvine	Wainscott (1)	643 GDP	Hill-Keaschall-Long	9	0	1-7	2-7
14	March 10	UC Davis	Dunn (3)	KSDP	Campos-Hill	1	1	0-0	7-1
15	March 11	UC Davis	Peery (1)	463 GDP	Keaschall-Hill-Tobias	7	1	5-4	6-4
16	March 12	UC Davis	Giblin (1)	L6U DP	Hill	2	1	3-0	17-4
17	March 14	Utah Tech	Peery (2)	463 GDP	Keaschall-Varnado-Tobias	9	0	9-1	9-1

2022 TROPHY CASE

Nate Baez

Pac-12 Conference - First Team - Infielder
Collegiate Baseball News Third-Team All-American – 2B
ABCA Second-Team All-West Region – 2B

Joe Lampe

Pac-12 Conference - Honorable Mention - Outfielder
Perfect Game Third-Team All-American – Outfielder

Ryan Campos

Pac-12 Conference - Honorable Mention - Catcher
NCBWA Freshman All-American - Catcher

Jacob Tobias

Pac-12 Conference - First Team – DH
Collegiate Baseball News Freshman All-American - DH

Sean McLain

Pac-12 Player of the Week (April 21)
Pac-12 All-Conference (Honorable Mention)

Conor Davis

Pac-12 All-Conference (Honorable Mention)

Brock Peery

Pac-12 All-Conference (Honorable Mention)

Adam Tulloch

Pac-12 Pitcher of the Week (March 14)

Ethan Long

Pac-12 Player of the Week (March 28)

MLB Draft

Joe Lampe, OF, Cleveland Guardians, Round 3, Pick 95
Sean McLain, INF, Los Angeles Dodgers, Round 5, Pick 165
Nate Baez, C, Minnesota Twins, Round 12, Pick 354
Kyle Luckham, RHP, Washington Nationals, Round 15, Pick 441
Adam Tulloch, LHP, Cleveland Guardians, Round 15, Pick 451
Ethan Long, 1B, San Francisco Giants, Round 20, Pick 616

SAVES

No.	Date	Opponent	Pitcher (Save #)	IP (H, R, ER, BB, K)
1	2/18	SDSU	Brock Peery (1)	0.1 (1, 0-0, 0, 1)
2	2/21	UNLV	Brock Peery (2)	0.2 (0, 0-0, 0, 1)
3	3/11	UC Davis	Jesse Wainscott (1)	2.0 (0, 0-0, 0, 1)

QUALITY STARTS

No.	Date	Opponent	Pitcher (QS #)	IP (H, R, ER, BB, K)
1	3/10	UC Davis	Ross Dunn (1)	6.0 (2, 1-1, 2, 8)

2023 Sun Devil Baseball

SERIES STATS AND INDIVIDUAL STREAKS

SERIES STATS

HITTING	W-L	AVG.	R	H	2B	3B	HR	RBI	BB	SO
SDSU	3-0	.321	12	27	6	1	3	12	11	18
@MISS. ST.	1-2	.243	17	25	0	1	4	15	19	33
UC IRVINE	0-3	.272	17	28	3	2	4	17	10	26
OK STATE	0-2	.215	8	14	5	0	1	7	11	23
UC DAVIS	3-0	.409	30	45	9	0	3	28	11	10
SINGLE GAME MIDWEEKS	3-0	.296	25	29	5	1	8	24	13	15

PITCHING	W-L	ERA	H	R	ER	BB	SO	SV	SCORE
SDSU	3-0	2.33	22	8	7	10	25	1	12-8
@MISS. ST.	1-2	9.00	28	25	25	17	26	0	17-25
UC IRVINE	0-3	7.33	32	33	22	20	23	0	17-33
OK STATE	0-2	7.88	20	15	14	12	10	0	8-15
UC DAVIS	3-0	3.00	20	9	9	6	25	1	30-9
SINGLE GAME MIDWEEKS	3-0	3.67	25	13	11	3	31	1	25-13

STREAKS AND SUPERLATIVES

Multiple Hit Games	2	3	4	5+	Total	Multiple RBI Games	2	3	4	5+	Total
7 Hill, Luke	5	3	-	-	8	18 Tobias, Jacob	5	1	1	-	7
18 Tobias, Jacob	5	2	-	-	7	14 Crenshaw, Wyatt	4	-	-	-	4
17 Campos, Ryan	5	2	-	-	7	32 Keaschall, Luke	2	2	-	-	4
14 Crenshaw, Wyatt	5	1	-	-	6	25 Long, Ethan	2	1	-	-	3
32 Keaschall, Luke	3	1	-	-	4	21 Rogers, Will	2	-	-	-	2
25 Long, Ethan	3	-	-	-	3	17 Campos, Ryan	-	2	-	-	2
6 Contrades, Nu'u	3	-	-	-	3	7 Hill, Luke	-	1	-	-	1
21 Rogers, Will	2	1	-	-	3	24 Jackson, Isaiah	1	-	-	-	1
24 Jackson, Isaiah	2	-	-	-	2	26 Cano, Willie	1	-	-	-	1
26 Cano, Willie	1	1	-	-	2	6 Contrades, Nu'u	-	-	1	-	1
15 Newman, Trey	1	-	-	-	1	TEAM	17	7	2	0	26
TEAM	35	11	0	0	46						

Hitting Streaks	Longest	Current	Reached Base Streaks	Longest	Current
17 Campos, Ryan	10	10	18 Tobias, Jacob	16	16
14 Crenshaw, Wyatt	8	-	17 Campos, Ryan	15	15
7 Hill, Luke	7	7	7 Hill, Luke	15	15
32 Keaschall, Luke	6	6	25 Long, Ethan	10	-
25 Long, Ethan	5	-	14 Crenshaw, Wyatt	8	8
6 Contrades, Nu'u	4	4	32 Keaschall, Luke	7	6
18 Tobias, Jacob	4	2	6 Contrades, Nu'u	6	4
26 Cano, Willie	4	-	24 Jackson, Isaiah	5	-
21 Rogers, Will	3	-	26 Cano, Willie	4	-
24 Jackson, Isaiah	2	-	21 Rogers, Will	3	-
15 Newman, Trey	2	2	15 Newman, Trey	2	2
35 Beheler, Reese	2	-	35 Beheler, Reese	2	-
11 Vu, Kien	2	-	11 Vu, Kien	2	-
2 Varnado, Drake	1	-	8 Weaver, Jonny	1	-
8 Weaver, Jonny	1	-	2 Varnado, Drake	1	-

2023 Sun Devil Baseball

ROSTER

PITCHERS (20)

No.	Name	Yr	B/T	HT	WT	Hometown (High School/Previous School)
48	Will Armbruster	Sr.	R/R	6'6"	235	Sammamish, WA (Eastside Catholic/New Mexico)
10	Christian Bodlovich	RS Jr.	R/R	6'0"	205	San Pedro, CA (Mira Costa)
27	Brandon Compton	Fr.	L/L	6'1"	210	Buckeye, AZ (Buckeye)
5	Khrstian Curtis	Jr.	R/R	6'5"	210	Groves, TX (Port Neches-Groves/Texas A&M)
46	Ross Dunn	Jr.	R/L	6'3"	225	Salt Lake City, UT (Cottonwood/Florida State)
19	Dylan Gardner	Jr.	R/R	6'5"	210	Meridian, ID (Borah/Big Bend CC)
40	Jonah Giblin	RS-So.	R/R	6'4"	230	Seattle, WA (Bainbridge/Phoenix College)
45	Ryan Hanks	Fr.	R/R	6'1"	205	Spring, TX (Klein Cain)
31	Josh Hansell	Jr.	R/R	6'6"	215	Chandler, AZ (Seton Catholic/Wichita State)
23	Stephen Hernandez	Fr.	L/L	6'2"	200	Chandler, AZ (Perry)
28	Austin Humphres	Fr.	L/L	6'3"	205	Surprise, AZ (Shadow Ridge)
37	Nolan Lebamoff	Gr.	R/R	6'3"	190	Fort Wayne, IN (Neuqua Valley/Valparaiso)
12	Timmy Manning	Jr.	L/L	6'2"	195	Pompano Beach, FL (Cardinal Gibbons, Florida)
13	Tyler Meyer	RS So.	R/R	6'3"	215	Riverbank, CA (Big Valley Chris/Stanislaus)
33	Brock Peery	Jr.	R/R	6'1"	195	Peoria, AZ (Mountain Ridge)
9	Blake Pivaroff	Jr.	L/R	6'0"	200	Laguna Beach, CA (Laguna Beach)
29	Owen Stevenson	Jr.	R/R	6'4"	205	San Francisco, CA (Sacred Heart Cathedral Prep, USF)
47	Matt Tieding	RS Jr.	R/R	6'3"	225	Fort Worth, TX (All Saints Episcopal/San Jac)
38	Tyler Valdez	Jr.	R/R	6'1"	180	Chandler, AZ (Perry/Chandler Gilbert)
39	Jesse Wainscott	RS Sr.	R/R	6'1"	200	Indianapolis, IN (Perry Meridian/Eastern Illinois)

CATCHERS (4)

41	Bronson Balholm	RS Sr.	S/R	6'0"	185	Los Angeles, CA (Notre Dame/Beloit College)
17	Ryan Campos	So.	L/R	5'9"	180	Mesa, AZ (Red Mountain)
15	Trey Newman	RS Jr.	R/R	5'9"	180	Scottsdale, AZ (Pinnacle/Central Arizona)
21	Will Rogers	So.	R/R	6'1"	210	Shoreview, MN (Moundsview)

INFIELDERS (10)

35	Reese Beheler	Fr.	L/R	6'2"	215	Sugar Land, TX (George Ranch)
26	Willie Cano	Sr.	R/R	6'2"	185	Gilbert, AZ (Mesquite/New Mexico)
6	Nu'u Contrades	Fr.	R/R	5'10"	190	Ewa Beach, HI (Saint Louis School)
14	Wyatt Crenshaw	Sr.	L/R	6'0"	180	Chandler, AZ (Perry/Colorado Christian)
7	Luke Hill	Fr.	R/R	6'0"	190	Baton Rouge, LA (Episcopal)
32	Luke Keaschall	Jr.	R/R	6'1"	190	Watsonville, CA (Aptos/San Francisco)
25	Ethan Long	Jr.	R/R	6'3"	215	Gilbert, AZ (Mountain Pointe)
18	Jacob Tobias	So.	L/R	6'1"	225	Bakersfield, CA (Liberty)
2	Drake Varnado	So.	R/R	6'1"	180	Port Neches, TX (IMG Academy/Arkansas)
8	Jonny Weaver	Gr.	R/R	6'0"	190	Ahwatukee, AZ (Mountain Pointe/Grand Canyon)

OUTFIELDERS (4)

24	Isaiah Jackson	Fr.	L/R	6'3"	205	Vail, AZ (Cienega)
3	Nick McLain	So.	S/L	5'10"	185	Tustin, CA (Beckman/UCLA)
22	Jose Vargas	Fr.	L/R	6'2"	190	League City, TX (Clear Springs)
11	Kien Vu	Fr.	L/L	5'11"	170	San Diego, CA (Point Loma)

COACHING STAFF

30	Willie Bloomquist	Head Coach
16	Mike Goff	Assistant Coach
20	Sam Peraza	Assistant Coach
36	Dan Jaffe	Assistant Coach

2023 Sun Devil Baseball

ROSTERS

NUMERICAL

No.	Name	Yr	Pos.	B/T	HT	WT	Hometown (High School)
2	Varnado, Drake	So.	INF	R/R	6'1"	180	Port Neches, TX (IMG Academy/Arkansas)
3	McLain, Nick	So.	OF	S/L	5'10"	185	Tustin, CA (Beckman/UCLA)
5	Curtis, Khristian	Jr.	RHP	R/R	6'5"	210	Groves, TX (Port Neches-Groves/Texas A&M)
6	Contrades, Nu'u	Fr.	INF	R/R	5'10"	190	Ewa Beach, HI (Saint Louis School)
7	Hill, Luke	Fr.	INF	R/R	6'0"	190	Baton Rouge, LA (Episcopal)
8	Weaver, Jonny	Gr.	INF	R/R	6'0"	190	Ahwatukee, AZ (Mountain Pointe/Grand Canyon)
9	Pivaroff, Blake	Jr.	RHP	L/R	6'0"	200	Laguna Beach, CA (Laguna Beach)
10	Bodlovich, Christian	RS Jr.	RHP	R/R	6'0"	205	San Pedro, CA (Mira Costa)
11	Vu, Kien	Fr.	OF	L/L	5'11"	170	San Diego, CA (Point Loma)
12	Manning, Timmy	Jr.	LHP	L/L	6'2"	195	Pompano Beach, FL (Cardinal Gibbons, Florida)
13	Meyer, Tyler	RS So.	RHP	R/R	6'3"	215	Riverbank, CA (Big Valley Chris/Stanslaus)
14	Crenshaw, Wyatt	Sr.	INF	L/R	6'0"	180	Chandler, AZ (Perry/Colorado Christian)
15	Newman, Trey	RS Jr.	C	R/R	5'9"	180	Scottsdale, AZ (Pinnacle/Central Arizona)
17	Campos, Ryan	So.	C	L/R	5'9"	180	Mesa, AZ (Red Mountain)
18	Tobias, Jacob	So.	INF	L/R	6'1"	225	Bakersfield, CA (Liberty)
19	Gardner, Dylan	Jr.	RHP	R/R	6'5"	210	Meridian, ID (Borah/Big Bend CC)
21	Rogers, Will	So.	UTL	R/R	6'1"	210	Shoreview, MN (Moundsview)
22	Vargas, Jose	Fr.	OF	L/R	6'2"	190	League City, TX (Clear Springs)
23	Hernandez, Stephen	Fr.	LHP	L/L	6'2"	200	Chandler, AZ (Perry)
24	Jackson, Isaiah	Fr.	OF	L/R	6'3"	205	Vail, AZ (Cienega)
25	Long, Ethan	Jr.	INF	R/R	6'3"	215	Gilbert, AZ (Mountain Pointe)
26	Cano, Willie	Sr.	INF	R/R	6'2"	185	Gilbert, AZ (Mesquite/New Mexico)
27	Compton, Brandon	Fr.	INF	L/L	6'1"	210	Buckeye, AZ (Buckeye)
28	Humphres, Austin	Fr.	LHP	L/L	6'3"	205	Surprise, AZ (Shadow Ridge)
29	Stevenson, Owen	Jr.	RHP	R/R	6'4"	205	San Francisco, CA (Sacred Heart Cathedral Prep, USF)
31	Hansell, Josh	Jr.	RHP	R/R	6'6"	215	Chandler, AZ (Seton Catholic/Wichita State)
32	Keaschall, Luke	Jr.	INF	R/R	6'1"	190	Watsonville, CA (Aptos/San Francisco)
33	Peery, Brock	Jr.	RHP	R/R	6'1"	195	Peoria, AZ (Mountain Ridge)
35	Beheler, Reese	Fr.	INF	L/R	6'2"	215	Sugar Land, TX (George Ranch)
37	Lebamoff, Nolan	Gr.	RHP	R/R	6'3"	190	Fort Wayne, IN (Neuqua Valley/Valparaiso)
38	Valdez, Tyler	Jr.	RHP	R/R	6'1"	180	Chandler, AZ (Perry/Chandler Gilbert)
39	Wainscott, Jesse	RS Sr.	RHP	R/R	6'1"	200	Indianapolis, IN (Perry Meridian/Eastern Illinois)
40	Giblin, Jonah	RS-So.	RHP	R/R	6'4"	230	Seattle, WA (Bainbridge/Phoenix College)
41	Balholm, Bronson	RS Sr.	C	S/R	6'0"	185	Los Angeles, CA (Notre Dame/Beloit College)
45	Hanks, Ryan	Fr.	RHP	R/R	6'1"	205	Spring, TX (Klein Cain)
46	Dunn, Ross	Jr.	LHP	R/L	6'3"	225	Salt Lake City, UT (Cottonwood/Florida State)
47	Tieding, Matt	RS Jr.	RHP	R/R	6'3"	225	Fort Worth, TX (All Saints Episcopal/San Jac)
48	Armbruester, Will	Sr.	RHP	R/R	6'6"	235	Sammamish, WA (Eastside Catholic/New Mexico)

PRO-NUN-SEE-AY-SHUNS

Bronson Balholm - BALL-home
 Reese Beheler - bee-HEE-ler
 Christian Bodlovich – BOD-low-vich
 Ryan Campos - CAMP-ose
 Willie Cano - KAW-no
 Nu'u Contrades - New con-TRAW-dez
 Josh Hansell - HAN-sell
 Austin Humphres - Like Humphreys
 Isaiah Jackson - eye-ZAY-uh

Luke Keaschall - KEESH-ull
 Nolan Lebamoff - leh-buh-MOFF
 Tyler Meyer - MY-er
 Brock Peery - PEER-ee
 Blake Pivaroff - pivv-uh-ROFF
 Matt Tieding - tee-DING
 Jacob Tobias - toe-bye-us
 Drake Varnado - var-NAY-doe
 Kien Vu - KEY-en VOO

ALPHABETICAL

No.	Name	Pos.
48	Armbruester, Will	RHP
41	Balholm, Bronson	C
35	Beheler, Reese	INF
10	Bodlovich, Christian	RHP
17	Campos, Ryan	C
26	Cano, Willie	INF
27	Compton, Brandon	INF
6	Contrades, Nu'u	INF
14	Crenshaw, Wyatt	INF
5	Curtis, Khristian	RHP
46	Dunn, Ross	LHP
19	Gardner, Dylan	RHP
40	Giblin, Jonah	RHP
45	Hanks, Ryan	RHP
31	Hansell, Josh	RHP
23	Hernandez, Stephen	LHP
7	Hill, Luke	INF
28	Humphres, Austin	LHP
24	Jackson, Isaiah	OF
32	Keaschall, Luke	INF
37	Lebamoff, Nolan	RHP
25	Long, Ethan	INF
12	Manning, Timmy	LHP
3	McLain, Nick	OF
13	Meyer, Tyler	RHP
15	Newman, Trey	C
33	Peery, Brock	RHP
9	Pivaroff, Blake	RHP
21	Rogers, Will	UTL
29	Stevenson, Owen	RHP
47	Tieding, Matt	RHP
18	Tobias, Jacob	INF
38	Valdez, Tyler	RHP
22	Vargas, Jose	OF
2	Varnado, Drake	INF
11	Vu, Kien	OF
39	Wainscott, Jesse	RHP
8	Weaver, Jonny	INF

BY POSITION

Catchers	4
Pitchers	20
Infielders	10
Outfielders	4

BY CLASS

Seniors	7
Juniors	14
Sophomores	7
Freshmen	10

BATTING

Lefties	7
Righties	9
Switch	2

PITCHING

Righties	15
Lefties	5

2023 Sun Devil Baseball

LAST TIME

Hitting Categories	
Hit a grand slam.....	Nate Baez, March 13, 2022 vs. San Francisco (W, 17-10)
Team hit two grand slams.....	Will Rogers and Nate Baez, Feb. 20, 2022 vs. Dixie State (W, 17-8)
Team hit five or more home runs.....	5, Feb. 20, 2022 vs. Dixie State (W, 17-8)
Hit a walkoff HR.....	Will Rogers (solo shot), March 1, 2023, vs. North Dakota State (W, 10-9)
Led off the game with a HR.....	Luke Keaschall, Feb. 24, 2023 at Mississippi State (W, 13-4)
Hit for the cycle.....	Travis Buck, March 7, 2003 vs. Southern Utah (W, 19-0)
Team hit for the cycle to open the game.....	April 27, 2003 vs. Washington State (HR/2B/1B/3B)
Team hit for the cycle on four consecutive batters.....	April 18, 2019 at Utah (2B, 3B, 1B, HR in 12th inning)
Hit back-to-back HRs.....	Ryan Campos and Ethan Long, Feb. 21, 2023 vs. UNLV (W, 6-3)
Hit back-to-back-to-back HRs.....	Trevor Hauver, Spencer Torkelson, Hunter Bishop, April 12, 2019 vs. #3 Oregon State (L, 4-6)
Hit two HRs in one game.....	Nate Baez, May 6, 2022 vs. Utah (W, 19-7)
Switch hitter homered from both sides in one game.....	Gage Workman, March 8, 2020 vs. Fresno State (W, 8-3)
A freshman hit two HR in one game.....	Ivan Brethowr, March 5, 2022 at San Diego State (W, 13-5)
Hit three HRs in one game.....	Joey DeMichele, May 1, 2011 vs. Stanford (TIES ASU RECORD)
Reached base 6+ times in one game.....	6, Joe Lampe, March 13, 2022, vs. San Francisco
A player hit two grand slams in one season.....	2, Nate Baez, 2022
Had five hits in one game.....	Trevor Hauver, April 2, 2019 vs. Long Beach State (5-for-6)
Had six hits in one game.....	Travis Buck, March 13, 2005 vs. Western Illinois (went 6-for-8, 3 RBI)
Had seven hits in one game.....	Jerry Mantlo, February 6, 1972 vs. Michigan
Had three doubles in one game.....	Luke Hill, March 12, 2023 vs. UC Davis (W, 17-4)
Had four doubles in one game.....	Travis Buck, February 28, 2004 vs. Connecticut (W, 16-5)
Hit two triples in one game.....	Gage Canning, March 3, 2018 vs. Oklahoma State
Had seven RBI in one game.....	Trevor Hauver, Feb. 24, 2019 vs. UC Davis (W, 17-2)
Had eight RBI in one game.....	Kiel Roling, March 17, 2007 vs. Maine
Had nine RBI in one game.....	Jeremy West, April 27, 2003 vs. Washington State
Stole four bases in one game.....	Drew Maggi, April 10, 2010 at Washington St. (TIES ASU RECORD)
Stole home.....	Jacob Tobias, March 13, 2022 vs. San Francisco
Struck out four or more times in one game.....	4, Gage Workman, Feb. 25, 2020 vs. New Mexico State (W, 6-5 (10 inn))
Hitter stranded seven runners on base.....	Joe Lampe (7), May 22, 2021 at USC (L, 1-6)
Recorded 13 total bases.....	Gage Canning (13), April 27 vs. Oregon (2 HR, 1 3B, 2 1B)
Had an inside-the-park home run.....	Hunter Haas, Feb. 27, 2020 vs. Hawaii (W, 6-5)
Had an inside-the-park home run AND a traditional home run in one game.....	Gage Canning, March 18, 2018 vs. Oregon (W, 18-4)
Scored five runs in one game.....	5, Joe Lampe, vs. San Francisco, March 13, 2022 (W, 17-10)
Was hit by a pitch two or more times.....	2, Sean McLain, at #13 UCLA, April 29, 2022
Team was hit by 5+ pitches.....	4, Conor Davis, Feb. 25, 2022 vs. BYU (L, 0-5)
Walked 4+ times.....	2, Brookshaw, vs. North Dakota State, March 1, 2023 (W, 10-9)
Opponent hit two HRs in one game.....	2, Brookshaw, vs. North Dakota State, March 1, 2023 (W, 10-9)
Opponent hit a walkoff HR.....	Evan Williams, at Oregon, March 23, 2019
Opponent hit a leadoff HR.....	Brock Jones, at #14 Stanford, April 10, 2022
Pitching Categories	
Threw a no-hitter.....	Ryan Hingst, March 25, 2016 vs. Utah, (W, 5-0)
Threw a perfect game.....	Eddie Bane, March 2, 1973 vs. Cal State Northridge (W, 9-0)
Threw a one-hitter.....	Individual - Brian Flores, May 20, 2007 at Oregon State (W, 8-1) Team - Feb. 21, 2021 vs. Sacramento State (W, 3-1)
Threw a two-hitter.....	Will Waldrip, Jan. 23, 1999 vs. Hawaii-Hilo (W, 3-0)
Were no-hit.....	Phil Keller, March 23, 1970 vs. Stanford (L, 1-0)
Were one-hit.....	Noah Bremer, at Washington, May 12, 2017 (L, 0-2)
Were two-hit.....	Grant Taylor, at Washington State, May 19, 2022 (L, 0-2)
Threw a complete game.....	Justin Fall, May 8, 2021 at Cal (W, 5-3)
Threw a complete game shutout.....	Eli Lingos, March 30, 2018 at Washington St. (W, 7-0)
Threw back-to-back complete games.....	Trevor Williams, 3/1/13 vs. Pacific (W, 8-1) and 3/9 vs. Long Beach State (W, 4-0)
Threw back-to-back complete game shutouts.....	Brady Rodgers/Kramer Champlin, May 8 and 21, 2011 at Washington
Had an opposing pitcher throw a complete game.....	Alex Williams, at #1 Stanford, April 8, 2022 (L, 0-8)
Shut out an opponent (five or more pitchers).....	March 7, 2021 vs. Utah (5-0, 8 pitchers - school record)
Shut out an opponent in back to back games (one or more pitchers).....	March 7 and 12, 2021 vs. Utah and Cal State Fullerton (5-0, L, 10-0)
ASU was shutout.....	at Washington State, May 19, 2022 (L, 0-2)
Struck out 10 or more batters in a game.....	11 (7.1 IP), Tyler Thornton, April 30, 2021 vs. Rhode Island (W, 9-6)
Team struck out 18 or more batters.....	20, April 9, 2021 at Washington (W, 3-2 (15))
Had back-to-back starts with 10 strikeouts.....	Alec Marsh (10 in each), May 10, 2019 at Nebraska and May 17, 2019 at Cal
Individual struck out 15 or more batters in a game.....	Mike Leake (15), May 30, 2009 vs. Oral Roberts (CG, 4-1 Win in Temp. Regional)
Had an opposing pitcher strike out 10 or more Sun Devils.....	Cooper Hjerpe (12), at #3 Oregon State, March 18, 2022 (L, 0-2)
Did not walk a batter (complete game).....	Ryan Kellogg, May 14, 2015 vs. Washington State (W, 5-0)
Recorded 10+ wins in a season.....	11-1 (2013)
Hit three batters in a game.....	Tyler Thornton (3), April 30, 2021 vs. Rhode Island (W, 9-6)
Starting pitcher hit a home run in a game.....	Erik Tolman, April 23, 2019 vs. UNLV (W, 3-2)
Reliever pitched 6.0+ innings in relief.....	7.0 (Save), Tyler Thornton, April 30, 2021 vs. Rhode Island (W, 9-6)
Used 10+ pitchers.....	12, April 21, 2021 at GCU (school record)
Pitcher went 7.0 innings with one hit or less.....	1 hit in 7.0 IP, Kai Murphy (starting debut), May 9, 2021 at Cal (W, 7-2)
Fielding Categories	
Had no errors in four straight games.....	April 20, 23, 26-27, 2019 at Utah, vs. UNLV, at Washington
Committed three or more errors in one game.....	Andrew Snow (3), Feb. 17, 2017 vs. Northwestern
Had 16 or more putouts in one game.....	Conor Davis (18), First Base, Arizona, April 23, 2022 (W, 8-5)
Had 20 or more put outs in one game.....	Zach Wilson (20), First Base, April 21, 2011 at Cal
Had eight or more assists in one game.....	Hunter Haas (8), April 10, 2021 at Washington (W, 8-1)
Caught and pitched in the same game.....	Sean McLain (8), April 17, 2021 vs. #18 Stanford (L, 9-11)
Turned four double plays in one game.....	Jordan Swagerty, March 17, 2010 vs. USC (2x in 2010)
Turned five+ double plays in one game.....	5, April 25, 2010, vs. Washington (TIES ASU RECORD)
Turned a triple play.....	Eric Sogard (2B), Brett Wallace (1B) and Andrew Romine (SS), February 27, 2007 at Arizona
Scoring and Misc. Categories	
Recorded 20+ hits.....	22, April 11, 2022 at Santa Clara (W, 21-1)
Recorded 20+ hits in back-to-back games.....	22 and 22, February 3-4, 2007 vs. Southern Utah
Scored 20+ runs.....	21, April 11, 2022 at Santa Clara (W, 21-1)
Scored 30+ runs.....	30, March 13, 2005 vs. Western Illinois (W, 30-13 in Baton Rouge, La.)
Scored 10+ runs in one inning.....	10, 9th Inning, April 11, 2022 at Santa Clara (W, 21-1)
Allowed 10+ runs in one innings.....	13, 6th Inning, April 29, 2022 at #13 UCLA (L, 1-19)
Allowed 5 or more home runs in a game.....	5, vs. Nebraska, March 1, 2020 (L, 10-18)
Allowed 3 or more home runs in an inning.....	3, at #14 Stanford, April 8, 2022
Walked 15+ times in a game.....	15, March 31, 2019 vs. Arizona (W, 17-16)
Walked 15+ opponent batters.....	15, March 18, 2022 at #3 Oregon State (L, 0-2)
Stranded 15+ ASU runners on base in one game.....	15, March 6, 2022 at San Diego State (W, 6-4)
Stranded 15+ opponent runners on base in one game.....	15, March 18, 2022 at #3 Oregon State (L, 0-2)
Surrendered a ninth inning lead.....	March 1, 2023 vs. NDSU (led 9-8, won 10-9)
Walked off an opponent.....	Feb. 19, 2023 vs. SDSU (6-5)
Swept a three-game Pac-12 series.....	March 26-28, 2021 vs. Washington St. (10-0, 4-0)
Swept a three-game Non-Conference series.....	March 10-12, vs. UC Davis (7-1, 6-4, 17-4)
Shut out an opponent twice in a series.....	March 26-28, 2021 vs. Washington St. (10-0, 5-9, 9-0)
Were swept in a Pac-12 series.....	April 29, May 1, 2022 at #13 UCLA (2-16, 5-7, 5-16)
Were swept in a Pac-12 series at home.....	May 27-29, 2021 vs. #13 UCLA (9-21, 5-8, 0-3)
Were swept in a three-game Non-Conference series.....	March 3-5, 2023 vs UC Irvine (6-16, 9-10, 2-7)
Played in extra innings.....	10, April 22, 2022 at Arizona (6-7)
Played in 14+ innings.....	16, April 9, 2021 at Washington (W, 3-2 (16))
Played back-to-back extra inning games.....	March 29-30, 2018, at Washington State (L, 8-7 (10)), (L, 4-3 (11))
Played a game lasting 5+ hours.....	5 hours, 4 minutes, April 9, 2021 at Washington (W, 3-2 (16))
ASU overcame a five-run deficit.....	7, March 1, 2023, vs NDSU (Down 7-0, W 10-9)
ASU overcame multiple five-run deficits in a season.....	3, 2022 (5 vs. USF (W), 5 at UNLV (L), 7 vs. Cal (W))

2023 Sun Devil Baseball

SITUATIONAL RECORDS/PITCHING STAFF

Record When...

Overall	10-7	Opponent 0-2 runs.....	3-0	Hit 0 home runs.....	2-3
Conference	0-0	3-5 runs	6-1	1 home run	2-2
Non-Conference	10-7	6-9 runs	1-3	2+ home runs.....	6-2
Home games	9-3	10+ runs.....	0-3	Opponent 0 home runs.....	7-1
Away games	1-4	Scored in 1st inning	7-3	1 home run	1-3
Neutral site	0-0	Opp. scored in 1st	1-4	2+ HRs	2-3
Day games	5-6	Scores first.....	8-4	Made 0 errors	5-3
Night games	5-1	Opp. scores first.....	2-3	1 error	3-2
vs Left starter	4-2	After 6 leading	9-0	2+ errors	2-2
vs Right starter	6-5	trailing	0-7	Opp. made 0 errors.....	4-6
1-Run games.....	3-1	tied	1-0	1 error	5-1
2-Run games	2-0	After 7 leading	10-0	2+ errors	1-0
5+Run games.....	4-3	trailing	0-7	Out-hit opponent	8-1
Extra innings.....	0-0	tied	0-0	Out-hit by opponent	1-6
Shutouts	1-0	After 8 leading	9-0	Hits are tied	1-0
Scoring 0-2 runs	1-2	trailing	0-7		
3-5 runs	1-3	tied	1-0		
6-9 runs.....	5-2				
10+ runs	3-0				

A Look At the Pitching Staff

Arizona State Starters

Pitcher	Starts/QS	QS Pct.	PC/Start	IP/Start	ER Against/Start	Runs For/Start	PCK	DP	Team Record
Dunn	4/1	25.0	273/68.3	15.0/3.8	6/1.5	17/4.3	0	3	3-1
Curtis	4/0	0.0	308/77.0	19.0/4.8	13/3.3	11/2.8	0	2	2-2
Manning	3/0	0.0	171/57.0	9.0/3.0	10/3.3	2/0.7	0	1	1-2
Stevenson	2/0	0.0	101/50.5	6.0/3.0	6/3.0	6/3.0	0	0	1-1
Hansell	2/0	0.0	102/51.0	5.1/2.6	4/2.0	3/1.5	0	0	2-0
Giblin	1/0	0.0	62/62.0	5.0/5.0	0/0.0	15/15.0	0	1	1-0
Tieding	1/0	0.0	47/47.0	3.1/3.1	3/3.0	3/3.0	0	0	0-1

Arizona State Bullpen (Relief Appearances Stats Only)

Reliever	APP	IP	H	R	ER	BB	SO	SV	ERA	Hold	IR/Scored	1st Bat. Faced/Ret.
Peery	10	6.1	3	0	0	3	10	2	0.00	2	14/5	10/3
Hansell	2	3.0	1	0	0	1	3	0	0.00	0	0/0	2/2
Valdez	2	2.1	2	0	0	1	1	0	0.00	0	2/0	3/2
Hanks	1	0.1	1	0	0	1	1	0	0.00	0	3/3	1/0
Gardner	5	3.1	1	1	1	3	4	0	2.70	0	0/0	5/2
Bodlovich	7	3.1	9	3	1	1	1	0	2.70	2	11/7	7/2
Tieding	7	12.2	8	8	4	2	6	0	2.84	2	6/3	7/5
Giblin	6	11.2	9	4	4	4	11	0	3.09	2	3/1	6/4
Manning	2	4.2	4	2	2	2	7	2	3.86	0	0/0	2/2
Wainscott	7	10.0	10	6	5	3	10	1	4.50	0	5/3	7/2
Lebamoff	7	5.1	4	3	3	6	5	0	5.06	1	3/1	7/4
Pivaroff	7	9.1	10	8	7	4	10	0	6.75	3	2/0	7/6
Armbruster	2	1.1	2	1	1	0	0	0	6.75	0	0/0	2/2
Stevenson	3	10.0	11	10	10	9	6	0	9.00	1	0/0	3/1
Humphres	3	2.1	5	4	4	0	4	0	15.43	0	0/0	3/1
Rogers	1	0.1	2	4	4	1	0	0	99.00	0	0/0	1/0

2023 Sun Devil Baseball

TEAM AND INDIVIDUAL RANKINGS

NATIONAL/LEAGUE RANKINGS

Team			
Category	Nat'l	Pac-12	Value
Base on Balls (295 ranked)	118	6	.75
Batting Average (295 ranked)	63	2	0.298
Double Plays (295 ranked)	10	1	.17
Double Plays Per Game (295 ranked)	21	2	.1
Doubles (295 ranked)	148	7	.28
Doubles Per Game (295 ranked)	188	7	.165
Earned Run Average (295 ranked)	122	10	5.32
Fielding Percentage (295 ranked)	79	4	0.974
Hit Batters (295 ranked)	32	1	.29
Hit by Pitch (295 ranked)	174	8	.16
Hits (295 ranked)	62	2	.168
Hits Allowed Per Nine Innings (295 ranked)	103	8	8.88
Home Runs (294 ranked)	47	2	.23
Home Runs Per Game (294 ranked)	60	3	.135
On Base Percentage (295 ranked)	99	8	0.389
Runs (295 ranked)	115	8	.109
Sacrifice Bunts (262 ranked)	234	9	.2
Sacrifice Flies (291 ranked)	18	3	.11
Scoring (295 ranked)	149	8	.64
Shutouts (60 ranked)	60	5	.1
Slugging Percentage (295 ranked)	58	4	0.485
Stolen Bases (295 ranked)	136	3	.18
Stolen Bases Per Game (295 ranked)	163	4	.106
Strikeout-to-Walk Ratio (295 ranked)	121	9	2.06
Strikeouts Per Nine Innings (295 ranked)	188	10	8.5
Triples (233 ranked)	88	5	.4
Triples Per Game (279 ranked)	120	5	.024
WHIP (295 ranked)	79	8	.144
WL Pct (293 ranked)	101	8	0.588
Walks Allowed Per Nine Innings (295 ranked)	86	8	4.11

Individual				
Category	Name	Nat'l	Pac-12	Value
Base on Balls (108 ranked)	Ryan Campos	108	5	.14
Batting Average (244 ranked)	Luke Hill	106	4	0.413
	Ryan Campos	182	7	0.39
Doubles (129 ranked)	Luke Hill	20	1	.8
	Wyatt Crenshaw	47	2	.7
Doubles Per Game (135 ranked)	Luke Hill	54	1	0.47
	Wyatt Crenshaw	135	5	0.41
Games Started (23 ranked)	Khristian Curtis	23	1	.4
	Ross Dunn	23	1	.4
Hit Batters (67 ranked)	Matt Tieding	67	2	.5
Hits (120 ranked)	Luke Hill	61	1	.26
Hits Per Game (132 ranked)	Luke Hill	125	6	1.53
On Base Percentage (145 ranked)	Ryan Campos	137	5	0.507
Pitching Appearances (62 ranked)	Brock Peery	5	2	.10
	Matt Tieding	62	10	.8
Runs (120 ranked)	Ryan Campos	120	5	.19
Runs Batted In (125 ranked)	Jacob Tobias	100	5	.20
Runs Batted In Per Game (144 ranked)	Jacob Tobias	122	8	1.25
Sacrifice Flies (85 ranked)	Nu'u Contrades	85	9	.2
	Wyatt Crenshaw	85	9	.2
	Isaiah Jackson	85	9	.2
	Will Rogers	85	9	.2
Saves (170 ranked)	Brock Peery	58	7	.2
	Jesse Wainscott	170	12	.1
Toughest to Strike Out (148 ranked)	Ryan Campos	104	5	.98
Triples (35 ranked)	Jacob Tobias	35	2	.2
Triples Per Game (145 ranked)	Jacob Tobias	92	6	.012
Victories (137 ranked)	Ross Dunn	137	7	.2
	Khristian Curtis	137	7	.2

2023 Sun Devil Baseball

RECORD BY POSITION STARTS

LF

Will Rogers, 13 (9-4)
Campos, 2 (1-1)
Crenshaw, 1 (0-1)
Vu, 1 (0-1)

CF

Jackson, 15 (9-6)
Vu, 2 (1-1)

RF

Crenshaw, 15 (10-5)
Vu, 1 (0-1)
Long, 1 (0-1)

SS

Hill, 17 (10-7)

2B

Keaschall, 17 (10-7)

3B

Contrades, 15 (9-6)
Cano, 1 (0-1)
Weaver, 1 (1-0)

SP

Dunn, 4 (3-1)
Curtis, 4 (2-2)
Manning, 3 (1-2)
Stevenson, 2 (1-1)
Hansell, 2 (2-0)
Giblin, 1 (1-0)
Tieding, 1 (0-1)

1B

Tobias, 9 (5-4)
Long, 8 (5-3)

DH

Jacob Tobias, 7 (4-3)
Cano, 4 (4-0)
Long, 3 (1-2)
Weaver, 1 (1-0)
Beheler, 1 (0-1)
Crenshaw, 1 (0-1)

C

Ryan Campos, 15 (9-6)
Newman, 2 (1-1)

2023 Sun Devil Baseball


TV/RADIO ROSTER



#2, Drake Varnado
So. • INF • R/R • 6-1 • 180



#3, Nick McLain
So.. • OF • S/R • 5-10 • 185



#5, Khristian Curtis
Jr. • RHP • R/R • 6-5 • 210




#6, Nu'u Contrades
Fr. • INF • R/R • 5-10 • 190




#7, Luke Hill
Fr. • INF • R/R • 6-0 • 190



#8, Waver, Jonny
Gr. • INF • R/R • 6-0 • 190



#9, Blake Pivaroff
Jr. • RHP • L/R • 6-0 • 200



#10, Christian Bodlovich
Jr. • RHP • R/R • 6-0 • 205




#11, Kien Vu
Fr. • OF • L/L • 5-11 • 170



#12, Timmy Manning
Jr. • LHP • L/L • 6-2 • 195




#14, Wyatt Crenshaw
Sr. • INF • L/R • 6-0 • 180



#15, Trey Newman
R.Jr. • C • R/R • 5-9 • 180



#17, Ryan Campos
So. • C • L/R • 5-9 • 180



#18, Jacob Tobias
So. • INF • L/R • 6-1 • 225




#19, Dylan Gardner
Jr. • RHP • R/R • 6-5 • 210



#21, Will Rogers
So. • C/OF • R/R • 6-1 • 210



#22, Jose Vargas
Fr. • OF • L/R • 6-2 • 190



#23, Stephen Hernandez
Fr. • LHP • L/L • 6-2 • 200



#24, Isaiah Jackson
Fr. • OF • L/R • 6-3 • 205



#25, Ethan Long
Jr. • INF • R/R • 6-3 • 215

2023 Sun Devil Baseball

TV/RADIO ROSTER



#26, Willie Cano
Sr. • INF • R/R • 6-2 • 185



#28, Austin Humphres
Fr. • LHP • L/L • 6-1 • 210




#29, Owen Stevenson
Jr. • RHP • R/R • 6-4 • 205



#31, Josh Hansell
Jr. • RHP • R/R • 6-6 • 215



#32, Luke Keaschall
Jr. • INF • R/R • 6-1 • 190



#33, Brock Peery
Jr. • RHP • R/R • 6-1 • 195



#35, Reese Beheler
Fr. • INF • L/R • 6-2 • 215



#37, Nolan Lebamoff
Gr. • RHP • R/R • 6-3 • 190



#38, Tyler Valdez
Jr. • RHP • R/R • 6-1 • 180




#39, Jesse Wainscott
R.Sr. • RHP • R/R • 6-1 • 200




#40, Jonah Giblin
R-So. • RHP • R/R • 6-4 • 230



#41, Bronson Balholm
R-Sr. • C • S/R • 6-0 • 185



#45, Ryan Hanks
Fr. • RHP • R/R • 6-1 • 205



#46, Ross Dunn
Jr. • LHP • R/L • 6-3 • 225



#47, Matt Tieding
R-Jr. • RHP • R/R • 6-3 • 225



#48, Will Armbruster
Sr. • RHP • R/R • 6-6 • 235



#30, Willie Bloomquist
HEAD COACH



#16, Mike Goff
ASSISTANT COACH



#20, Sam Peraza
PITCHING COACH



#36, Dan Jaffe
ASSISTANT COACH