

2017 Sun Devil Baseball

GAME NOTES - WASHINGTON

ARIZONA STATE

21-24 (7-14 Pac-12)

@ASU_Baseball
@TheSunDevils

GAMES 46-48

May 12-14

6 p.m./2 p.m./1 p.m.

Husky Ballpark

Seattle, Wash.

Watch: Pac-12.com/live

Radio: 1060 AM

100.7 KSLX HD 2/TuneIn App

Washington

24-21 (10-11 Pac-12)

@UW_Baseball
@UWATHletics

Five-Time NCAA Champions (1965, 1967, 1969, 1977, 1981) | 22 College World Series Appearances | 21 Conference Championships | 123 All-Americans | 14 National Players of the Year | 10 College Baseball Hall of Fame



ASU_BASEBALL



SUN DEVIL BASEBALL



ASU_BASEBALL

MEDIA RELATIONS CONTACT

Jeremy Hawkes

jdhawkes@asu.edu | C: 520-403-0121 | O: 480-965-9544

#10THINGS (Twitter-Friendly Notes)

1. @Connor_Higgins7 had a 27.00 ERA in his first three games this year. Since he has a 3.04 ERA with 3 wins, 3 saves in 11 games.
2. The 11 Devils who've combined for ASU's 33 homers this season entered 2017 with seven D-I collegiate homers between them.
3. @elingos15 has already passed his 2016 win total with 6 in just 12 starts w/ 0 earned runs in two of those starts.
4. The 33 @asu_baseball home runs this season with 11 games remaining is notable as the Devils had 35 in the entirety of 2016.
5. @CarterRoo21 has four games this season with 3+ RBIs, notable as no other Sun Devil has more than two.
6. @gagcanning currently leads the nation with seven triples this season and has 13 in his career at ASU.
7. @gagcanning is first Devil to have at least 9 games with 3+ hits since Zach MacPhee and Drew Maggi in 2010.
8. @hunter_bishop9 has a five-game hitting streak in which he's batting a team-best .400 in that span.
9. Carter Aldrete leads the team with 29 RBIs this season, 11 of which have come with two outs - also leading the team.
10. @L_lane17 leads the team with a .333 average in Pac-12 games this season and is riding a team-best 7-game hitting streak.

#BYTHENUMBERS

The Sun Devils are tied for second in the Pac-12 this year with **29 home runs** by 11 different players. That total is notable as those 11 players had combined for just seven Division I collegiate home runs in their lifetimes combined entering the season (Canning 3, Shaps 2, Lillard 1, McCuin 1). ASU has 15 home runs in the last 13 games. The 33 home runs are notable as the team had just 35 last season. Gage Canning has helped lead the pace this year with at least one home run in four of the past five ASU series.

Taylor Lane has been among the hottest Sun Devil hitters in the past two weekends and currently leads the team with his .333 batting average in Pac-12 games this season. The junior is currently riding a an active **seven-game hitting streak**, the longest active streak by a Sun Devil and the longest of his career. During that seven-game streak, Lane is batting .407 with a team-best 11 hits - four more than any other player - with three RBIs and two home runs (the first two of his Sun Devil career). Additionally Lane leads the way with seven runs scored during the run.

Eli Lingos has been solid in 2017, going 6-4 with **six quality starts in his 13 appearances of the season**. No other Sun Devil has more than one quality start this season. Among those wins were an upset over then-No. 1 TCU and a career-best 7.2 IP outing against LMU in which he allowed no runs. Lingos went over 6.0 IP in his first five appearances this season after never having consecutive games over 6.0 IP in his career prior to this season. He has seven games over 6.0 IP this year, six of which were wins. Lingos is tied for fifth nationally with 13 games started this season.

Connor Higgins started the year with a 27.00 ERA in just 1.1 IP in three appearances over ASU's first 13 games on the season. Since then, Higgins has been arguably the top pitcher in the rotation, leading the team with a **3.04 ERA** since that opening 13-game stretch in 11 appearances. Higgins is third on the team with **three wins (all coming in that span)** and also tied for the team lead with **three saves**. Higgins has 22 strikeouts to nine walks while allowing just 11 earned runs overall.

2017 @ASU BASEBALL Schedule

Date	Opponent	Time/Score
Feb. 17	Northwestern^	W, 3-1
Feb. 17	Northwestern^	W, 4-3
Feb. 18	Northwestern^	W, 6-2
Feb. 21	#20 Oklahoma State #	L, 4-18
Feb. 24	at #1 TCU	W, 13-9
Feb. 25	at #1 TCU	L, 4-8
Feb. 26	at #1 TCU	L, 2-5
Feb. 28	New Mexico State^	W, 12-5
March 3	Loyola Marymount^	W, 2-1
March 4	Loyola Marymount^	L, 2-3
March 5	Loyola Marymount^	L, 5-8
March 7	Cal State Fullerton^	L, 4-13
March 8	Cal State Fullerton^	L, 4-10
March 10	Long Beach State^	W, 7-6 (10)
March 11	Long Beach State #	W, 9-4
March 12	Long Beach State #	W, 8-5
March 16	#2 Oregon State*#	L, 0-2
March 17	#2 Oregon State*#	L, 1-10
March 18	#2 Oregon State*^	L, 0-4
March 24	at USC*	L, 4-5 (11)
March 25	at USC*#	W, 7-0
March 26	at USC*#	L, 4-7
March 28	UNLV^	W, 5-4
March 31	UCLA*^	L, 3-9
April 1	UCLA*^	W, 5-4
April 2	UCLA*^	L, 4-17
April 4	at #8 Arizona	L, 2-11
April 7	at Cal*#	L, 6-9
April 8	at Cal*#	L, 4-5
April 9	at Cal*#	L, 2-10
April 11	UNLV^	W, 5-3
April 13	Washington State*^	W, 6-5
April 14	Washington State*^	W, 10-7
April 15	Washington State*^	W, 5-4
April 18	at UNLV	L, 12-13
April 21	CSU Bakersfield^	W, 12-6
April 22	CSU Bakersfield^	W, 4-2
April 23	CSU Bakersfield^	L, 6-8
April 28	at Oregon*	L, 0-2
April 29	at Oregon*	W, 4-3
April 30	at Oregon*	L, 2-3
May 5	#13 Stanford*^	L, 5-7
May 6	#13 Stanford*^	L, 8-13
May 7	#13 Stanford*^	W, 9-6
May 9	at #13 Arizona #	W, 14-13
May 12	at Washington*	6:00 PM
May 13	at Washington*	2:00 PM
May 14	at Washington*	1:00 PM
May 16	at Seattle	5:00 PM
May 18	Arizona*#	6:00 PM
May 19	Arizona*#	7:00 PM
May 20	Arizona*#	7:00 PM
May 26	at Utah*#	10:30 AM
May 27	at Utah*#	10:30 AM
May 28	at Utah*#	10:30 AM

All times local

* - Indicates a Pac-12 Conference game

- Indicates a Pac-12 Network Game

^ - Indicates a Pac-12 Live Stream Game

Pac-12 Rankings

Team	W-L	Pct	W-L	Pct	Last 10	Streak
Oregon State	21-3	.875	38-4	.905	8-2	W5
Stanford	13-8	.619	31-13	.705	9-1	W1
UCLA	13-8	.619	24-21	.533	6-4	L1
Arizona	12-12	.500	31-16	.660	5-5	L1
California	12-12	.500	21-24	.467	4-6	L3
Washington	10-11	.576	24-21	.533	4-6	L4
Oregon	9-12	.429	26-18	.591	3-7	L3
Utah	9-12	.429	21-21	.500	6-4	W1
Washington State	8-13	.381	22-22	.500	6-4	W2
Arizona State	7-14	.333	21-24	.467	5-5	W2
USC	6-15	.286	19-25	.432	1-9	L4

PROJECTED STARTERS

ASU	ERA	W-L	IP	SO	BB	Opp. Avg
TBD						
TBD						
TBD						
WASH	ERA	W-L	IP	SO	BB	Opp. Avg
RHP Noah Brenner	2.55	5-2	81.1	82	29	.223
RHP Jordan Jones	4.10	4-7	63.2	40	22	.277
TBD						

Five-Time NCAA Champions (1965, 1967, 1969, 1977, 1981) | 22 College World Series Appearances | 21 Conference Championships

123 All-Americans | 14 National Players of the Year | 10 College Baseball Hall of Fame Members

414 Major League Baseball Draft Picks | 108 Major Leaguers | 49 Major League Baseball First-Round Draft Picks

TWITTER: @ASU_BASEBALL

INSTAGRAM: @ASU_BASEBALL

FACEBOOK: SUNDEVILBASEBALL

2017 Sun Devil Baseball

QUICK FACTS/MEDIA INFO

GENERAL INFORMATION

Location.....	Tempe, Ariz.
Founded.....	1885
Enrollment.....	91,322
Nickname.....	Sun Devils
School Colors.....	Maroon and Gold
Home Field.....	Phoenix Municipal Stadium
Capacity.....	5,300
Packard Dimensions.....	Lines: 345 Alleys: 390 CF: 410
Surface.....	Grass
Affiliation.....	NCAA Div. I
Conference.....	Pac-12
President.....	Dr. Michael Crow
VP of Athletics.....	Ray Anderson
Sports Medicine Director.....	Kenny McCarty
Facility Management.....	Mike Chismar
Athletic Dept. Phone.....	(480) 965-3482
Ticket Office Phone.....	(480) 727-0000
Athletics Department Address.....	Carson Student-Athlete Center 500 East Veteran's Way P.O. Box 872505 Tempe, AZ 85287-2505

PROGRAM HISTORY

First Year of Baseball.....	1907 (7-2)
Start of NCAA Baseball.....	1959 (28-18-1)
All-Time Record.....	2545-1061-4 (.707)*
National Championships.....	5 ('65, '67, '69, '77, '81)
Years in CWS/Last.....	22 (2010)*
All-Time CWS Record.....	61-38 (.616)*
NCAA Appearances/Last.....	39 (2016)*
NCAA Tournament Record.....	169-78 (.687)*
Best Record All-time.....	64-6 (.914) - 1972
Last All-American.....	2016 (3)

..... Seth Martinez (RHP/2nd Team)
..... David Greer (3B/3rd Team)
..... Colby Woodmansee (SS/3rd Team)

*- ASU vacated 44 wins, the Pac-10 title and the College World Series appearance from 2007. Records do not reflect the vacations.

COACHING STAFF

Head Coach.....	Tracy Smith (3rd/21st overall)
Alma Mater.....	Miami (Ohio) (1989)
Record at ASU (Years).....	92-70 (3)
Career Division I (Years).....	696-527-1 (21)
Assistant Coach.....	Ben Greenspan (2nd year)
Assistant Coach.....	Fred Nori (1st Year)
Volunteer Assistant Coach.....	Michael Earley (1st year)
Video Coordinator.....	Abe Ruiz (2nd year)
Dir. of Operations.....	Brendan Cunningham (8th year)
Strength & Conditioning.....	Jason Robbins (3rd year)
Dir. of Community Relations.....	Armando Flores (10th year)

SPORTS INFORMATION

Baseball Contact.....	Jeremy Hawkes
Office.....	480-965-9544
Cell.....	520-403-0121
Email.....	jdhawkes@asu.edu
Director of Sports Information.....	Doug Tammaro
Email.....	tammaro@asu.edu

2016 RECAP

Overall Record.....	36-23
Conference record.....	16-14
Home record.....	21-12
Away record.....	13-10
Neutral site record.....	2-1
Postseason.....	NCAA Regional (TCU)
Final national finish.....	T-17th
Conference finish.....	T-3rd
Players Drafted.....	4

TEAM INFORMATION

Letterwinners Returning/Lost.....	19/15
.....	Pitchers - 11/7
.....	Position Players - 8/8
Returning Pitchers (min. 13 app./20 inn.).....	5
Returning Position (min. 30 GP).....	7
Total Newcomers.....	15
Newcomers Drafted.....	4

MEDIA INFORMATION

Credentials

All credential requests should be sent via email to Jeremy Hawkes (jdhawkes@asu.edu).

Interview Policy

Arizona State will typically host weekly media availability every Tuesday and Wednesday at Phoenix Municipal Stadium prior to practice at approximately 1 p.m. On weeks of a Tuesday midweek game at home, the Tuesday postgame press conference will serve as the week's availability. Media planning to attend must contact Jeremy Hawkes ahead of time and inform him of their plans. Throughout the season's schedule, ASU will host postgame interviews in the Omaha Room located in the home locker room following after coach's postgame talk with the team. Media members must request players at the beginning of the ninth inning (or earlier in games that look to be blowouts). Please contact Jeremy Hawkes or a member of the media relations staff in the press box to coordinate those interviews. Media members who wish to schedule an interview outside of practice must contact Jeremy Hawkes.

Photography/Videography

Accommodations for B-Roll purposes at practice can be made through Jeremy Hawkes (jdhawkes@asu.edu). During games, credentials must be worn in plain view throughout the game while on the field and all photographers must adhere to painted lines and instructions given by security personnel and/or Arizona State staff members at all times. Shooting areas are designated camera wells on the far side of both the visitor's and home team's dugouts. Contact Jeremy Hawkes for any details regarding shooting game action.

Media Highlights Policy

Highlights include Pac-12 Networks/ESPN/FOX broadcasts and all home hosted non-televised competitions, including those that are live streamed. ESPN networks (i.e., ESPN, ESPN2, ESPNU) will also televise all NCAA College World Series games from Saturday, June 17, through Wednesday, June 28. No other broadcast network or Internet entity, other than ESPN, may air these games, nor show highlights of these games until the ESPN broadcast is off the air. Broadcast networks / television stations may use up to three (3) minutes (per newscast) of video footage from any one game or five (5) minutes total of video footage from all games played on that particular day of competition for up to 72 hours following the game / broadcast. No media entity (commercial or noncommercial) is allowed to display any game video on its website. If a commercial broadcast entity wishes to license video footage beyond the previously described time period (72 hours), all requests to obtain clips or copies of NCAA championships / events (e.g., game / program records, melt / highlight tapes) need to go through the NCAA / T3 Media online footage request system, which can be found at the following website: <http://www.t3licensing.com/video/home/ncaa.do>.

2017 Media Coverage

There will be no shortage of ways to follow the Sun Devils throughout the 2017 campaign as a record 43 of ASU's 55 total games this season will be broadcast on television or via live stream. Every single one of the Sun Devils' 33 home games will be available to fans via the Pac-12 Networks or the Pac-12 Live Stream online and a total of 17 games overall are scheduled to be televised live through the Pac-12 Networks.

The Sun Devil Sports Radio Network is scheduled to broadcast 35 Sun Devil Baseball games this season between NBC Sports Radio AM 1060 and 100.7 KSLXHD. Fans can listen to the broadcasts on the radio or via the TuneIn app on thesundevils.com. Links to the streaming audio can be found on the online baseball schedule.

Tim Healey is set to serve his 19th season as the "Voice of the Sun Devils" on baseball broadcasts and will be joined for the second-straight season by color analyst Max Rositer, who was an all-conference catcher for the Devils from 2012-13.

Head Coach Tracy Smith's weekly radio show, "Dugout Chatter," will debut on March 29 on NBC Sports Radio AM 1060. The 30-minute show will run each Wednesday at 8 p.m. for nine weeks and is hosted by the Tim Healey.

2017 Sun Devil Baseball

GAME NOTES/ROSTERS

SEATTLE -- Sun Devil Baseball is back on the road this weekend for a three-game series in the Pacific Northwest against Washington in Seattle beginning Friday, May 12. The opener will get underway at 6 p.m. PT, followed by a 2 p.m. tilt on Saturday and a 1 p.m. finale on Sunday

Follow the Action

- The game will be livestreamed through the Washington Athletic department at www.pac-12.com/live.
- The Sun Devils will return the the airwaves this week as well. The Sun Devil Sports Radio Network is scheduled to broadcast each tilt on NBC Sports 1060 AM and 100.7 KSLX HD 2. The games will also be available through the TuneIn app on TheSunDevils.com. Broadcaster Tim Healey is set to serve his 19th season as the "Voice of the Sun Devils" on baseball broadcasts and will be joined for the second-straight season by color analyst Max Rossiter, who was an all-conference catcher for the Devils from 2012-13.
- Fans are encouraged to follow the Devils on Twitter @ASU_Baseball for updates throughout the weekend.

Scouting the Huskies

- The Huskies are accustomed to playing close games. UW has 10 one-run losses, five by two runs and four by three runs. Conversely, the Huskies have seven one-run wins, one by two runs and seven wins by three runs.
- The Huskies enter the weekend with the second fewest errors in the nation with 28. They are one of three teams with under 30 errors on the season. They rank fourth nationally with a .983 fielding percentage.
- Joey Morgan continues to lead hitters in Pac-12 only play with a .411 average and .506 on base percentage.
- Noah Bremer is in UW's career top-10 list in three categories: innings pitched (6th, 262.1), starts (8th, 38) and has strikeouts (6th, 184). With 16 more K's, he'll join a group of five others with 200 career strikeouts.

Sun Devils Vs. Huskies

- ASU leads the all-time series against the Huskies, 38-22 though Washington has won three of the last four games.
- The Devils took two of three the last time the squad traveled to Seattle in 2015.
- Arizona State is 11-6 all-time in series' against the Huskies and have five sweeps in that span.

NUMERICAL QUICK ROSTER

No.	Name	Pos.	B/T	Cl.
3	Chaz Montoya	LHP	L/L	Fr.
4	Andrew Snow	IF	R/R	Jr.
7	Eder Erives	RHP	R/R	Sr.
8	Alec Marsh	RHP	R/R	Fr.
9	Sam Ferri	C	R/R	Fr.
10	Jeremy McQuin	IF	S/R	So.
11	Connor Higgins	LHP	R/L	So.
12	Gage Canning	OF	L/R	So.
14	Jake Godfrey	RHP	R/R	Jr.
15	Eli Lingos	LHP	L/L	Jr.
17	Ryan Hingst	RHP	R/R	Jr.
18	Reagan Todd	LHP	L/L	RS So.
19	Jackson Willeford	IF	L/R	RS Sr.
21	Carter Aldrete	IF	R/R	Fr.
22	Fitz Stadler	RHP	R/R	So.
24	Hunter Bishop	OF	L/R	Fr.
25	Tyler Williams	OF	R/R	So.
27	Lyle Lin	C	R/R	Fr.
29	Grant Schneider	RHP	R/R	Jr.
30	Zach Cerbo	C	R/R	Sr.
32	Garvin Alston Jr.	LHP	L/L	So.
37	Myles Denson	OF	R/R	Fr.
38	Tanner West	LHP	L/L	Fr.
39	James Ryan	RHP	R/R	So.
40	Nick Cheema	C	R/R	Fr.
44	Spencer Van Scoyoc	LHP	L/L	Fr.
45	Sean Keating	LHP	L/L	Fr.
47	Taylor Lane	IF	R/R	Jr.
48	Zane Strand	RHP	R/R	Fr.

ALPHABETICAL QUICK ROSTER

No.	Name	Pos.	B/T	Cl.
21	Carter Aldrete	IF	R/R	Fr.
32	Garvin Alston Jr.	LHP	L/L	So.
24	Hunter Bishop	OF	L/R	Fr.
12	Gage Canning	OF	L/R	So.
30	Zach Cerbo	C	R/R	Sr.
40	Nick Cheema	C	R/R	Fr.
37	Myles Denson	OF	R/R	Fr.
7	Eder Erives	RHP	R/R	Sr.
9	Sam Ferri	C	R/R	Fr.
14	Jake Godfrey	RHP	R/R	Jr.
11	Connor Higgins	LHP	R/L	So.
17	Ryan Hingst	RHP	R/R	Jr.
45	Sean Keating	LHP	L/L	Fr.
47	Taylor Lane	IF	R/R	Jr.
27	Lyle Lin	C	R/R	Fr.
15	Eli Lingos	LHP	L/L	Jr.
8	Alec Marsh	RHP	R/R	Fr.
10	Jeremy McQuin	IF	S/R	So.
3	Chaz Montoya	LHP	L/L	Fr.
39	James Ryan	RHP	R/R	So.
29	Grant Schneider	RHP	R/R	Jr.
4	Andrew Snow	IF	R/R	Jr.
22	Fitz Stadler	RHP	R/R	So.
48	Zane Strand	RHP	R/R	Fr.
18	Reagan Todd	LHP	L/L	RS So.
44	Spencer Van Scoyoc	LHP	L/L	Fr.
38	Tanner West	LHP	L/L	Fr.
19	Jackson Willeford	IF	L/R	RS Sr.
25	Tyler Williams	OF	R/R	So.

2017 Sun Devil Baseball

GAME NOTES

Eli's Coming

- Eli Lingos, who earned first team Pac-12 All-Academic honors in 2016, has quickly solidified himself as the team's ace this season after entering the year as the Friday Night Starter.
- Lingos has been solid in 2017, going 6-4 with six quality starts in his 13 appearances of the season. No other Sun Devil has more than one quality start this season.
- Among those wins were an upset over then-No. 1 TCU and a career-best 7.2 IP outing against LMU in which he allowed no runs.
- Lingos went over 6.0 IP in his first five appearances this season after never having consecutive games over 6.0 IP in his career prior to this season. He has seven games over 6.0 IP this year, six of which were wins.
- The junior lefty has allowed no earned runs in two starts this season, something he had done in a start just once in his career prior.
- His six wins this season doubles his 2016 total while he has issued no walks in two of his starts this season, something he had accomplished in just two starts prior to 2017.
- He is seventh in the league with 72.1 innings pitched this season and ninth in the conference with 56 strikeouts. He is tied for sixth nationally with 13 starts this year.

12-Gage

- Gage Canning has been among the hottest Sun Devils in the lineup - and the Pac-12 - in recent weeks.
- His 12-game hitting streak this season is tied for the longest by a Sun Devil on the year.
- In that 12-game streak prior to the Oregon series, he was 28-for-52 (.538) with three home runs, three triples and three doubles while slugging .885 in the process. The junior outfielder tallied a team leading 13 RBI's, scored 12 runs and was a perfect 4-for-4 attempting to steal and flashed the leather as well, making highlight reel plays in right field leading to a perfect fielding percentage on 26 attempts during the streak.

Canning Do It? Yes, He Can

- Canning now has nine games with three or more hits on the season which is four more than any other Sun Devil and surpasses the team lead from last season (6).
- The nine three-hit games is tied for the most for an ASU player since Zach MacPhee and Drew Maggi did it in 2010.
- Canning is the current national leader with seven triples this season and surpassed his total from last season (6). With 13 career triples, Canning is just seven out of cracking the all-time top-five at ASU in the category.
- The sophomore has multiple hits in 12 of ASU's last 20 games.
- Canning has spent time at the leadoff spot and turning the order back around in the lower part of the lineup this year and done exactly what's expected of him in that role, second on the team with six stolen bases and leading the way with 33 runs scored.
- Canning's recent hot streak has him ranked 10th in the Pac-12 with a .341 batting average and eighth with a .555 slugging percentage.

Lin-Sanity

- Lyle Lin has had three or more hits in four games on the year while registering multiple hits in 16 games on the season overall - second on the team in the category.
- The four 3+ hit games are tied for sixth among all ASU freshmen since the 2000 season.
- Lin had streak of reaching base in 24 consecutive games ended in the Oregon series. It was the longest active streak by a Sun Devil and third-longest by any ASU freshman since 2000, trailing only Gage Canning (28, 2016) and Dustin Pedroia (26, 2002).
- The 24-game streak was the fourth longest by any Pac-12 player this season.
- Lin has reached base in all but four games this season and has a hit in 34 of the team's 45 games.
- Lin's prowess of the plate is further exemplified by his team leading 17 walks as opposing pitchers have begun pitching around him.

Re-LYLE-able

- Lyle Lin has an approach at the plate that is tough to find in many freshmen. The youngster leads the team's starters with 21 two-out hits and is third with a .350 average (21-of-60) with two outs on the board.
- Lin is third on the team with 10 two-out RBIs and also holds a team-leading 17 hits with runners in scoring position on 53 at bats (.321).
- Lin has started every game this season, one of just three players to do so.

And All That Chaz

- In his first eight appearances, freshman Chaz Montoya struggled with a 14.29 ERA and an 0-1 record.
- In his last nine appearances, Montoya has a 4.89 ERA and a 4-2 record, striking out 31 - second on the team in that span - in the process.
- Of ASU's 12 wins since Montoya became a starter, five of those have come in games in which the freshman started.
- He had a streak of 17.1 innings without allowing a run come to an end in his start against UCLA.

Zach Cer-Bomb

- One of the most pleasant surprises of 2017 has been the emergence of senior catcher Zach Cerbo, a four-year veteran who is seeing his most significant action as a Sun Devil this season.
- Cerbo's .324 average is third on the team with a .415 on-base percentage that leads the team. He is tied for the team lead with 17 walks.
- Cerbo had an 11-game reached base streak and an eight-game hitting streak snapped against Oregon.
- Cerbo's defense has been another much-needed component of the team as the senior has thrown out 11 batters attempting to steal a base this season compared to just 21 stolen bases against. Those 11 caught stealing are tied for the lead in the Pac-12.
- The senior also has three pickoffs this season - tied for the second in the Pac-12.

Taylor Made

- Taylor Lane has been among the hottest hitting Devils in the lineup and leads the team with his .333 average

in Pac-12 games this season.

- The junior is riding a team-best seven game hitting streak entering the weekend. In that span, he is batting .407 with a team best 11 hits (the only Sun Devil with double digit hits) with two home runs, a triple, a double and a team-leading seven runs scored while slugging .741.

Big Willie Style

- Tyler Williams has provided some much needed pop in the lineup this season, leading the team with five home runs on the year after having none in his freshman campaign - a total good for a tie for 10th in the Pac-12.
- His 28 RBIs this season are second on the team and he has a knack for pushing runners across even with an out, logging 10 RBIs despite an out and second on the team in advancing runners with an out, doing so 16 times.
- Williams leads the team when it comes to advancing runners from a percentage standpoint, doing so 33 times on 58 chances (.569).
- The sophomore has also brought home a runner from third with less than two outs a team-best 13 times on 17 chances (.765).
- Williams had a career high four RBIs in the team's midweek victory over Arizona in May.

#BISHETE

- Another pair of freshmen have certainly been making the presence know this season in the form of Carter Aldrete and Hunter Bishop.
- Aldrete currently leads the team with 29 RBIs this season and leads the team with four games with season with 3 or more RBIs. In fact, he has four games this season with three or more RBIs while no other Sun Devil has more than two. His seven multi-RBI games are third on the team.
- Aldrete is second on the team with 16 hits with runners in scoring position.
- Bishop is riding a five-game hitting streak coming into the weekend, a streak in which he has hit a team-leading .400 with five RBIs, one homer and a triple on eight hits.

2017 Sun Devil Baseball

GAME NOTES

- Bishop is currently tied for fourth on the team with four home runs this season.
- Bishop and Aldrete had history before coming to Arizona State. Both hail for Northern California and played in the 2015 Under Armour All-American games and selected to play for the Oakland Athletics' Area Code team in 2015.

Turning The Tides

- Connor Higgins was in pretty dire straights in the first 13 games with a 27.00 ERA in three appearances with just 1.1 innings pitched.
- Since then, Higgins has a 3.04 ERA in 11 appearances with 22 strikeouts in 26.2 innings pitched while picking up three wins and a team-best three saves in the process.
- In the 32 games since that tough start, Higgins leads the teams relievers in strikeouts, innings pitched, wins and saves.

They Can Mash Too

- Eleven Sun Devils (Tyler Williams 5, Andrew Shaps 5, Gage Canning 3, Hunter Bishop 4, Carter Aldrete 3, Zach Cerbo 2, Ryan Lillard 2, Jeremy McCuin 2, Taylor Lane 2, Lyle Lin 2, and Jackson Willeford 1) have combined for ASU's 33 home runs this season - an interesting note as those 10 combined entered the 2017 season with just seven Division I career home runs between them (Canning 3, Shaps 2, Lillard 1, McCuin 1).
- Despite the not-so-home-run-friendly confines of Phoenix Municipal Stadium, the Sun Devils are currently third in the Pac-12 with 29 home runs this season.

Clutch Hitting

- The Sun Devils have lived and died by their clutch hitting this season, currently batting 81-of-238 (.340) with runners in scoring position and 89-of-251 (.355) with two outs in the team's wins but struggling to get timely hits in the team's losses at just 39-of-206 (.189) with runners in scoring position and 50-of-249 (.201) with two outs.
- On the flip side, ASU has struggled defensively to

get out of some innings, allowing opponents to bat .304 (161-of-529) with two outs.

Baseball's in Their Blood

- There are eight Sun Devils on the 2017 squad who have a history of baseball in their family: Ryan Hingst (father, David, UT El Paso), Andrew Snow (cousin, Dustin Pedroia, Boston Red Sox), Garvin Alston Jr. (father, Garvin, MiLB), Eli Lingos (brother, Angelos, UC Riverside), Jackson Willeford (brother, Guy, Palomar JC; brother, Alex, Palomar JC/SDSU), Hunter Bishop (brother, Braden, Seattle Mariners), Fitz Stadler (Brothers Sullivan and Walker, Indiana), Carter Aldrete (father, Rich, MiLB; uncle, Mike, New York Yankees), Andrew Shaps (father, Robert, Cleveland Indians).

Keeping It Interesting

- The Devils had a knack for success in close games last season and that continued this season
- Since 2016, the Devils are 7-2 in extra-inning games (1-1 in 2017), with six walk-off wins (two this season) and are 21-5 (9-4 this year) in one-run games including 7-4 in Pac-12 play. ASU has driven in the game-winning run in the eighth inning or later 14 times (four times this year).
- Arizona State has notched 10 wins since 2016 when trailing after six innings (four times this season).

#OccupyPHXMuni

- ASU drew more than 78,000 fans last season, finishing in the top-30 nationally in total attendance and attendance per game.
- The Sun Devils have had a pair of big attendance games this season, including 6,010 against Oregon State in the series opener - the second largest crowd since moving back to Phoenix Muni - as well as 4,107 fans against UNLV in the largest mid-week attendance since returning to Muni and fifth-largest overall since returning.
- The Devils are currently 25th nationally with 74,014 cumulative fans this season (second in the Pac-12) and 27th with 2,467 fans per game (third in the Pac-

12).

- ASU ranked 13th in total attendance and was the only school west of Texas to draw more than 100,000 fans in 2015, and ranked 18th in average attendance with 3,082 fans per game. ASU's 107,010 fans were the program's most since 2010 and ranked as the fourth-highest regular-season attendance since 1988.
- ASU moved back to Phoenix Municipal Stadium in 2015 after playing 40 seasons at Packard Stadium from 1974-2014, winning their first contest in the team's on a walk-off home run in extra inning against No. 5 Oklahoma State on Feb. 13, 2015.
- The Devils played 137 games at Muni from 1964-74, and went 111-26 at the stadium, including 17-6 against Arizona. ASU's first game at Muni was April 10, 1964, and was a 5-3 win over Arizona. ASU's last game at Muni was March 18, 1974, and was 9-6 win over Colorado. ASU won District 7 titles in 1965 and 1967 at Muni before going on to win National Championships in Omaha.
- Former Sun Devil and eventual Major League Baseball Hall of Famer Reggie Jackson was the first college player to hit a home run at Muni.

Erives On Fire

- Eder Erives has worked his way into the starting lineup in recent weeks, despite also leading the team with three saves this season.
- The senior is the only player to pitch a complete game this season, going a career best 8.0 innings while allowing just one earned run in the loss.
- After struggling early in this season, Erives has a 3.92 ERA in 11 appearances since the Long Beach State series, striking out 28 and allowing a team-best .250 opponent batting average.

2017 Sun Devil Baseball

GAME NOTES/TROPHY CASE

HOME RUN TRACKER

Player (Season. No.)	Gm #	Date	Opponent	On Base	Inning	Outs	Count	Score	Final
Williams, T. (1)	4	Feb. 21	#20 Oklahoma State	0	7	0	3-1	0-11	L, 4-18
Aldrete, C. (1)	4	Feb. 21	#20 Oklahoma State	0	8	0	1-0	1-13	L, 4-18
Williams, T. (2)	5	Feb. 24	@ #1 TCU	0	5	0	2-1	0-1	W, 13-9
Aldrete, C. (2)	11	Mar. 5	LMU	0	2	0	3-1	1-0	L, 5-8
Shaps, A. (1)	11	Mar. 5	LMU	0	5	1	1-0	2-6	L, 5-8
Bishop, H. (1)	14	Mar. 10	LBSU	0	5	1	0-0	0-5	W, 7-6
Shaps, A. (2)	14	Mar. 10	LBSU	1	9	2	0-0	4-6	W, 7-6
Cerbo, Z. (1)	15	Mar. 11	LBSU	1	2	2	0-1	1-2	W, 9-4
Lillard, R. (1)	16	Mar. 12	LBSU	0	8	0	0-0	7-5	W, 8-5
Williams, T. (3)	23	Mar. 28	UNLV	1	6	1	0-0	3-4	W, 5-4
Lin, L. (1)	25	April 1	UCLA	0	6	2	1-2	0-1	W, 5-4
Shaps, A. (3)	26	April 2	UCLA	0	1	1	1-0	0-5	L, 4-17
Cerbo, Z. (2)	26	April 2	UCLA	0	6	1	0-0	1-14	L, 4-17
Willeford, J. (1)	27	April 4	#8 Arizona	0	8	2	1-1	1-11	L, 2-11
Williams, T. (4)	29	April 8	@ CAL	0	6	0	1-0	0-6	L, 4-6
Shaps, A. (4)	29	April 8	@ CAL	0	6	0	0-0	1-6	L, 4-6
Canning, G. (1)	30	April 9	@ CAL	0	5	2	0-0	0-3	L, 2-10
Williams, T. (5)	31	April 11	UNLV	0	2	0	0-0	1-0	W, 5-3
Canning, G. (2)	32	April 13	Washington State	2	2	1	0-0	2-0	W, 6-5
Aldrete, C. (3)	33	April 14	Washington State	1	1	2	0-0	3-0	W, 10-7
McCuin, J. (1)	33	April 14	Washington State	0	5	2	0-0	9-0	W, 10-7
Lillard, R. (2)	34	April 15	Washington State	2	9	2	1-1	1-4	W, 5-4
Bishop, H. (2)	35	April 18	@ UNLV	1	4	2	2-0	0-6	L, 13-12
McCuin, J. (2)	35	April 18	@ UNLV	1	6	2	0-0	5-9	L, 13-12
Canning, G. (3)	37	April 22	CSUB	1	5	2	3-1	2-2	W, 4-2
Bishop, H. (3)	38	April 23	CSUB	2	6	2	1-1	3-6	L, 6-8
Lane, T. (1)	40	April 29	@ Oregon	0	3	0	2-0	0-0	W, 4-3
Lane, T. (2)	40	April 29	@ Oregon	0	7	1	2-1	2-1	W, 4-3
Bishop, H. (4)	41	April 30	@ Oregon	0	7	0	2-1	1-3	L, 2-3
Canning, G. (4)	42	May 5	#13 Stanford	0	4	2	1-0	1-3	L, 5-7
Shaps, A. (5)	42	May 5	#13 Stanford	0	8	1	1-0	4-7	L, 5-7
Canning, G. (5)	43	May 6	#13 Stanford	0	4	0	1-0	0-11	L, 8-13
Lin, L. (2)	43	May 6	#13 Stanford	1	6	1	1-0	2-11	L, 8-13

GAME-WINNING RBIs (RBI Responsible for Winning Run in Final Score)

Player	Gm #	Date	Opponent	Season #	Inning	Outs	Count	Result	Final
Lin, L.	1	Feb. 17	Northwestern	1	B4	2	0-2	2RBI 2B	W, 3-1
Zawada, S.	2	Feb. 17	Northwestern	1	B9	2	0-0	1RBI 1B	W, 4-3
McCuin	3	Feb. 19	Northwestern	1	B8	1	0-0	2RBI 2B	W, 6-2
Aldrete, C.	5	Feb. 24	@ #1 TCU	1	T9	1	1-2	2RBI 2B	W, 13-9
Lillard	8	Feb. 28	New Mexico State	1	B5	1	3-2	RBI SF	W, 12-5
Shaps	9	Mar. 3	LMU	1	B6	1	0-1	RBI 1B	W, 2-1
Willeford, J.	15	Mar. 11	LBSU	1	B7	1	0-1	RBI 1B	W, 9-4
Willeford, J.	16	Mar. 12	LBSU	2	B3	1	1-1	RBI 2B	W, 8-5
Williams, T.	21	Mar. 25	USC	1	T1	2	2-2	RBI 1B	W, 7-0
Williams, T.	23	Mar. 28	UNLV	2	B6	1	0-0	2RBI HR	W, 5-4
Lane, T.	25	April 1	UCLA	1	B7	2	0-1	1RBI 1B	W, 5-4
Canning, G.	31	April 11	UNLV	1	B2	1	0-0	1RBI SF	W, 5-3
Canning, G.	32	April 13	Washington State	2	B4	0	0-0	1RBI FC	W, 6-5
McCuin, J.	33	April 14	Washington State	1	B3	2	2-2	1RBI 2B	W, 10-7
Bishop, H.	34	April 15	Washington State	1	B9	2	0-1	1RBI 1B	W, 5-4
Bishop, H.	36	April 21	CSUB	2	B5	1	0-0	1RBI 1B	W, 12-6
Canning, G.	37	April 22	CSUB	3	B5	2	3-1	2RBI HR	W, 4-2
Canning, G.	39	April 29	@ Oregon	4	T4	1	1-2	1RBI 1B	W, 4-3
Cerbo, Z.	44	May 7	#13 Stanford	1	B3	1	0-0	2RBI 1B	W, 9-6
McCuin, J.	45	May 9	@ #13 Arizona	2	T9	1	0-2	RBI SF	W, 14-13

SERIES STATS

Hitting	W-L	Avg.	R	H	2B	3B	HR	RBI	BB	SO
Northwestern	3-0	.301	13	31	8	1	0	13	8	20
#1 TCU	1-2	.282	19	31	2	0	1	17	14	31
LMU	1-2	.238	9	24	4	2	2	8	4	22
CSUF	0-2	.246	8	17	3	0	0	8	5	16
LBSU	3-0	.323	24	31	6	1	4	21	15	15
#2 OSU	0-3	.102	1	9	1	1	0	0	6	25
USC	1-2	.266	15	29	8	1	0	14	11	21
UCLA	1-2	.245	12	24	4	1	3	11	6	24
Cal	0-3	.202	12	21	10	1	3	10	5	24
Washington St.	3-0	.316	21	31	5	1	4	20	12	15
CSUB	2-1	.356	22	36	5	3	2	22	4	9
Oregon	1-2	.188	6	18	3	1	3	6	4	34
#13 Stanord	1-2	.324	22	36	5	1	4	20	11	19
Midweeks (9)	4-5	.315	62	100	13	5	7	57	39	57
Pitching	W-L	ERA	H	R	ER	BB	SO	SV	SCORE	
Northwestern	3-0	1.00	10	6	3	12	24	1	13-6	
#1 TCU	1-2	7.56	24	22	21	22	28	0	19-22	
LMU	1-2	3.67	28	12	11	10	24	1	9-12	
CSUF	0-2	9.00	29	23	18	12	15	0	8-23	
LBSU	3-0	3.86	28	15	12	14	19	2	24-15	
#2 OSU	0-3	4.47	38	16	14	14	21	0	1-16	
USC	1-2	2.93	27	12	9	12	20	1	15-12	
UCLA	1-2	9.00	36	30	27	16	12	1	12-30	
Cal	0-3	9.38	36	25	25	17	16	0	12-25	
Washington St.	3-0	5.33	33	16	16	15	21	1	21-16	
CSUB	2-1	4.67	36	16	14	9	16	1	22-16	
Oregon	1-2	2.52	26	8	7	16	14	1	8-6	
#13 Stanford	1-2	6.33	33	26	19	14	13	0	22-26	
Midweeks (9)	4-5	9.00	120	90	79	49	77	1	62-90	

2017 TROPHY CASE

Pac-12 Player of the Week

Gage Canning, April 17

Top Prospects (Perfect Game)

Andrew Shaps No. 20 (2017)
Connor Higgins No. 12 (2018)
Fitz Stadler No. 11 (2019)
Hunter Bishop No. 4 (2020)

MLB Draft Prospect (Perfect Game)

Hunter Bishop No. 28 (2019)
Connor Higgins No. 35 (2018)

Top Prospects - Pac-12 (D1Baseball.com)

Andrew Shaps No. 23 (2017)
Connor Higgins No. 33 (2017)
Gage Canning No. 19 (2018)
Tyler Williams No. 29 (2018)
Fitz Stadler No. 40 (2018)

Impact Freshman - Pac-12 (D1Baseball.com)

Hunter Bishop No. 8
Sam Ferri No. 9
Spencer Van Scoyoc No. 26
Chaz Montoya No. 30
Zane Strand No. 35
Lyle Lin No. 37

Top 10 Newcomers - Pac-12 (Baseball Amer.)

Hunter Bishop No. 3

NCBWA Stopper of the Year Watch List

Eder Erives

Johnny Bench Award Watch List

Zach Cerbo

SAVES

No.	Date	Opponent	Pitcher (Save #)	IP (H, R-ER, BB, K)
1	2/17	Northwestern	Chaz Montoya (1)	0.2 (0, 0-0, 0, 2)
2	3/3	LMU	Reagan Todd (1)	0.2 (1, 0-0, 0, 0)
3	3/11	LBSU	Jake Godfrey (1)	1.1 (0, 0-0, 1, 1)
4	3/12	LBSU	Connor Higgins (1)	1.1 (2, 0-0, 0, 3)
5	3/25	USC	Eder Erives (1)	3.1 (2, 0-0, 0, 6)
6	4/1	UCLA	Eder Erives (2)	2.0 (0, 0-0, 1, 0)
7	4/11	UNLV	Eder Erives (3)	3.2 (0, 0-0, 2, 7)
8	4/13	Washington St.	Connor Higgins (2)	3.1 (2, 0-0, 0, 4)
9	4/21	CSUB	Connor Higgins (3)	1.1 (1, 0-0, 0, 1)
10	4/29	Oregon	Sam Ferri (1)	0.1 (0, 0-0, 0, 1)

QUALITY STARTS

No.	Date	Opponent	Pitcher (QS #)	IP (H, R-ER, BB, K)
1	2/17	Northwestern	Eli Lingos (1)	6.2 (3, 0-0, 0, 6)
2	2/24	@ #1 TCU	Eli Lingos (2)	6.0 (2, 2-2, 3, 8)
3	2/26	@ #1 TCU	Spencer Van Scoyoc (1)	6.0 (2, 1-0, 5, 4)
4	3/3	LMU	Eli Lingos (3)	7.2 (5, 1-0, 0, 6)
5	3/16	#2 Oregon St.	Eli Lingos (4)	7.0 (6, 2-2, 3, 5)
6	4/1	UCLA	Chaz Montoya (1)	6.1 (7, 3-3, 0, 3)
7	4/21	CSUB	Eli Lingos (5)	7.2 (8, 2-1, 2, 6)
8	4/28	Oregon	Eder Erives (1)	8.0 (4, 2-1, 3, 4)
9	4/29	Oregon	Eli Lingos (6)	6.2 (8, 2-2, 3, 4)

COLLEGIATE BASEBALL MAGAZINE TOP 25

Rank	Team	Prev.
1.	Oregon St. (38-4)	1
2.	Louisville (42-6)	2
3.	North Carolina (37-9)	3
4.	Texas Christian (35-11)	8
5.	Texas Tech. (39-13)	4
6.	Mississippi St. (32-17)	7
7.	Florida (35-13)	10
8.	Kentucky (32-16)	6
9.	Clemson (35-12)	9
10.	Louisiana St. (32-16)	11
11.	Stanford (30-13)	13
12.	Long Beach St. (30-15-1)	12
13.	Missouri St. (33-14)	16
14.	Virginia (36-11)	14
15.	Arkansas (35-13)	17
16.	Auburn (32-17)	5
17.	Kent St. (31-13)	21
18.	Brigham Young (29-14)	22
19.	Arizona (31-15)	—
20.	St. John's (34-8)	15
21.	So. Mississippi (37-12)	27
22.	Cal. St. Fullerton (28-16)	19
23.	Wake Forest (32-14)	20
24.	Texas-Arlington (29-18)	23
25.	Vanderbilt (29-18)	24

D1 BASEBALL TOP 25

Rank	Team	Prev.
1	Oregon State	1
2	Louisville	2
3	North Carolina	3
4	Texas Tech	6
5	Florida	7
6	TCU	9
7	Mississippi State	11
8	Clemson	8
9	Kentucky	4
10	Long Beach State	10
11	LSU	12
12	Stanford	14
13	Virginia	13
14	Auburn	5
15	CS Fullerton	16
16	Michigan	17
17	Arizona	19
18	Arkansas	18
19	Texas A&M	15
20	St. John's	20
21	Wake Forest	21
22	Southern Miss	22
23	Loyola Marymount	23
24	South Florida	25
25	Old Dominion	NR

USA TODAY COACHES' TOP 25

Rank	Team	Prev.
1	Oregon State (31)	1
2	Louisville	2
3	North Carolina	3
4	Texas Tech	4
5	Florida	7
6	TCU	8
7	Clemson	6
8	Kentucky	5
9	Mississippi State	13
10	Virginia	10
11	LSU	11
12	Long Beach State	12
13	Stanford	14
14	Auburn	9
15	Cal State Fullerton	16
16	Arkansas	15
17	Michigan	18
18	Arizona	19
19	Texas A&M	17
20	Wake Forest	20
21	Southern Mississippi	22
22	St. John's	21
23	South Florida	23
24	Missouri State	24
25	Florida State	NR

BASEBALL AMERICA TOP 25

Rank	Team	Prev.
1	Oregon State	1
2	Louisville	2
3	North Carolina	3
4	Texas Tech	5
5	TCU	7
6	Mississippi State	9
7	Florida	11
8	Long Beach State	8
9	Kentucky	6
10	Stanford	13
11	Clemson	10
12	Virginia	12
13	Auburn	4
14	CS Fullerton	14
15	LSU	15
16	Wake Forest	17
17	Arizona	19
18	Arkansas	18
19	Southern Mississippi	20
20	Texas A&M	16
21	Michigan	21
22	St. John's	22
23	South Florida	24
24	Oklahoma	NR
25	Nebraska	NR

NCBWA TOP 25

Rank	Team	Prev.
1	Oregon State	1
2	Louisville	2
3	North Carolina	3
4	Texas Tech	4
5	TCU	6
6	Florida	10
7	Clemson	7
8	Virginia	9
9	Mississippi State	13
10	Kentucky	5
11	LSU	12
12	Long Beach State	11
13	Arizona	17
14	Stanford	15
15	Auburn	8
16	Cal State Fullerton	16
17	Arkansas	14
18	St. John's	21
19	Wake Forest	20
20	Michigan	19
21	Southern Mississippi	22
22	Texas A&M	18
23	USF	23
24	Missouri State	25
25	Houston	28

IN THE RANKINGS

Week	BA	CB	WA	D1	USA
PRE	NR	25	35	NR	NR
1	NR	19	NR	NR	NR
2	NR	27	NR	NR	NR
3	NR	NR	NR	NR	NR
4	NR	NR	NR	NR	NR
5	NR	NR	NR	NR	NR
6	NR	NR	NR	NR	NR
7	NR	NR	NR	NR	NR
8	NR	NR	NR	NR	NR
9	NR	NR	NR	NR	NR
10	NR	NR	NR	NR	NR
11	NR	NR	NR	NR	NR
12	NR	NR	NR	NR	NR
13	NR	NR	NR	NR	NR
14	NR	NR	NR	NR	NR
15	NR	NR	NR	NR	NR

BA: Baseball America

CB: Collegiate Baseball

WA: National Collegiate Baseball Writer's Association

D1: D1Baseball.com

USA: USA Today Coaches Poll

2017 Sun Devil Baseball

#SUNDEVILPRIDE

Regular Season Success (entering 2017 season)

- ASU has the highest winning percentage among all Pac-12 schools and the fourth-highest winning percentage among all NCAA schools at .708 (2,524-1,037-4) behind Texas (.728), Florida State (.729) and Miami (FL) (.710). ASU only includes its modern era (1959-present) in its record books, while the NCAA record book goes back to 1907.
- ASU's 2,524 wins in the modern era are tied for 23rd among all NCAA schools, but its 58 seasons are 11 fewer than the next closest team in the top 25 (Florida State at 69). 21 of those top 25 teams have over 100 years to their credit.
- ASU has finished the season nationally ranked in 45 seasons, including 27 times in the top 10, 22 in the top 5 and five No. 1
- ASU has notched 54 consecutive 30-win seasons, which is the most in the NCAA, and have won at least 30 games in 56 of the program's 58-year history in the modern era. The streak started with the 1963 season when ASU went 34-13. Florida State is second with 51 consecutive.
- ASU has 30 40-win seasons, 18 50-win seasons and four 60-win seasons

Postseason Success

- 39 NCAA postseason appearances, sixth most in NCAA history, 32 NCAA Regional appearances and 19 Regional titles
- 22 CWS appearances are third in NCAA history (Texas, Miami (FL))
- 61 CWS wins are both the third-most in NCAA history (Texas, USC)
- 10 CWS final appearances, third most in NCAA history behind USC and Texas (five National Championships, five runner-ups)

Pacing The Pac-12 In All-Conference Selections

ASU leads the Pac-12 with 34 First Team All-Conference selections since 2010

A Tradition Of USA Collegiate Baseball

ASU has had 19 players on the USA Baseball Collegiate National Team since 1984, which is the fifth most among all NCAA schools behind Stanford (29), Cal State Fullerton (21), Miami (21) and Georgia Tech (20). A Sun Devil has been represented on the Collegiate National Team in 14 different seasons, which is fourth most behind Stanford (21), Cal State Fullerton (18) and Miami (17). Sun Devils Ryan Burr and Dustin Pedroia are the only two Devils to make the team in two separate seasons.

Alone At The Top

ASU's 11 College Baseball Hall of Famers are the most from any single school in college baseball.

ASU's National College Baseball Hall of Famers

Joe Arnold (ASU: 1968; HOF: 2015)
Sal Bando (ASU: 194-65 HOF: 2013)
Eddie Bane (ASU: 1971-73; HOF: 2008)
Floyd Bannister (ASU: 1974-76; HOF: 2008)
Alan Bannister (ASU: 1970-72; HOF: 2010)
Jim Brock (ASU: 1972-94; HOF: 2007)
Bob Horner (ASU: 1976-78; HOF: 2006)
Mike Kelly (ASU: 1989-91; HOF 2015)
Oddibe McDowell (ASU: 1983-84; HOF: 2011)
Rick Monday (ASU: 1965; HOF: 2016)
Bobby Winkles (ASU: 1959-71; HOF: 2006)

National College Baseball Hall of Famers by School

Arizona State - 11
Texas - 10
Wichita State - 5
Louisiana State - 4
Miami - 4
Michigan - 4
Oklahoma State - 4
USC - 4

Success Against The Pac-12 Since 2000

- ASU is 16-2 in series' against Washington State with 6 sweeps (losing series in '10 and '13)
- ASU is 12-6 in series' against UCLA with 3 sweeps
- ASU is 11-7 in series' against USC with 3 sweeps
- ASU is 12-6 in series' against Cal with 5 sweeps
- ASU is 11-6 in series' against Washington with 5 sweeps
- ASU is 12-5 in series' (with 2 sweeps) against UA
- ASU is 10-8 in series' (with 4 sweeps) against Oregon State
- ASU is 7-2 in series' (with 2 sweeps) against Oregon
- ASU is 4-1 in series' (three sweeps) against Utah

The only school in the league with an advantage over ASU since 2000 is Stanford. The Devils are 8-10 in series vs. the Cardinal in that span (ASU: 5 sweeps / Stanford: 1)

ASU has played 155 Pac-10/12 conference series since 2000 and has won or swept 103 of those series (including 38 sweeps), which equates to 66 percent. Conversely, ASU has only been swept 6 times in that span (by Oregon State in '11, '16 and '17, Cal in '17 and by Stanford and Oregon in '12).

All-Time Records*

All-time record: 2,545-1,061-4
All-time conference: 838-502
Ranked opponents (Since 2010): 73-67
24 wins over top-10 teams, including two road series wins over top-5 teams
Season openers: 46-12-1
Doubleheaders: 490-143
Conference openers: 29-26 all-time
(1-5 in Pac-12, 17-14 in Pac-10 10-7 in WAC)
Postseason: 169-78
Regionals/Supers: 84-30/11-7
College World Series: 61-38

*44 victories, Pac-10 championship, postseason appearance and College World Series berth in 2007 later vacated due to NCAA sanctions. Records do not reflect vacations.

Feeling the Draft

12 members of the 2017 squad have had their name called during the MLB draft, including five who were selected out of high school in the 2016 draft.

Player	Round	Team	Year
Jackson Willeford	12th	Royals	2012
Ryan Lillard	30th	Royals	2014
Jake Godfrey	21st	Braves	2014
Taylor Lane	40th	Brewers	2014
Tyler Williams	26th	Twins	2015
Fitz Stadler	32nd	Cubs	2015
Garvin Alston Jr.	37th	White Sox	2015
Lyle Lin	16th	Mariners	2016
Spencer Van Scoyoc	19th	Blue Jays	2016
Hunter Bishop	24th	Padres	2016
Carter Aldrete	37th	Red Sox	2016
Sam Ferri	38th	Yankees	2016

MLB Devils: Opening Week Edition

A total of 12 former Sun Devils were on the Opening Week rosters (or would be if not for being on the disabled list) for their respective teams. That total led all college programs this season (LBSU second with 10).

Jake Barrett* -- Arizona Diamondbacks, RHP
 Dustin Pedroia -- Boston Red Sox, INF
 Deven Merrero^ -- Boston Red Sox, INF
 Jason Kipnis -- Cleveland Indians, INF
 Ian Kinsler -- Detroit Tigers, INF
 Andrew Romine -- Detroit Tigers, INF
 Kole Calhoun -- Los Angeles Angels of Anaheim, OF
 Andre Ethier* -- Los Angeles Dodgers, OF
 Austin Barnes -- Los Angeles Dodgers, C
 Trevor Williams -- Pittsburgh Pirates, RHP
 Mike Leake -- St. Louis Cardinals, RHP
 Tony Barnette -- Texas Rangers, RHP

*-Disabled List

^Called up April 6

From One Big Screen to the Next

Four Sun Devils for Life represented their countries in the 2017 World Baseball Classic, including **Xorge Carrillo** (2010-11) playing for his home country, Mexico; **Drew Maggi** (2009) representing team Italy; **Ike Davis** (2006-07) taking the field for team Israel; and **Ian Kinsler** (2002) donning red, white and blue for team USA.

Today's Devils Are Tomorrow's Major Leaguers

- Most players taken in the MLB Draft since 2010 (55)
- ASU's 108 Major Leaguers since 1959 are the most in the nation
- The first-ever player drafted by the MLB was Sun Devil alum Rick Monday
- ASU is the only school at any level to have multiple No. 1 overall picks in June MLB Draft history
- Most unique first round players taken in the June MLB Draft with 20 - (excludes compensation picks and re-draftees)
- Most players drafted in a single year (15 in 2008)
- 414 MLB Draft Picks, more than any other school in the country.

Movin' On Up

As has become commonplace at Arizona State, five Sun Devils heard their names called in the MLB Draft following the 2016 season. The Sun Devils have had five or more players drafted in 46 of the 52 MLB Drafts held since 1956 and five or more players have gotten the call in 13 of the last 14 seasons.

2016 Sun Devil MLB Draftees

Brian Serven, 5th round, Rockies
 Colby Woodmansee, 10th round, Mets
 Hever Bueno, 9th round, Rangers
 David Greer, 10th round, Mariners
 Seth Martinez, 17th round, Athletics

Keeping the Tradition Alive

- Four Sun Devils made their debuts in the MLB during the 2016 season, bringing ASU's total to 108 all-time - the most among all NCAA schools since 1959. Jake Barrett (Diamondbacks) and Tony Barnette (Rangers) each saw their first Big League action in the opening month of the MLB season last year while Brady Rodgers (Astros) and Trevor Williams (Pirates) bookended things, appearing in the final month of the season.
- The Sun Devils have now had at least one major league player on their varsity roster each year from 1961 through 2013, which is the longest current streak in the nation. Thirty-three ASU baseball players have made their MLB debuts since 2002.

2016 Sun Devil MLB Debuts

Jake Barrett - Diamondbacks - April 5, 2016
 Tony Barnette - Rangers - April 6, 2016
 Brady Rodgers - Astros - Sept. 3, 2016
 Trevor Williams - Pirates - Sept. 8 2016

#MLBU

2017 Sun Devil Baseball

ROSTER

PITCHERS (18)

No.	Name	YR	B/T	HT	WT	Hometown (High School/Last School)
32	Garvin Alston, Jr.	So.	L/L	6'4"	190	Phoenix, Ariz. (Mountain Pointe)
7	Eder Erives	Sr.	R/R	6'0"	165	El Paso, Texas (Montwood)
14	Jake Godfrey	Jr.	R/R	6'3"	230	New Lenox, Ill. (Providence Catholic/LSU/NW Florida St.)
11	Connor Higgins	So.	R/L	6'5"	240	Orefield, Pa. (Parkland)
17	Ryan Hingst	Jr.	R/R	6'4"	191	El Paso, Texas (Franklin)
45	Sean Keating	Fr.	L/L	6'3"	205	Salt Lake City, Utah (Bingham)
15	Eli Lingos	Jr.	L/L	6'0"	200	Temecula, Calif. (Great Oak)
8	Alec Marsh	Fr.	R/R	6'2"	215	Milwaukee, Wis. (Ronald Reagan)
3	Chaz Montoya	Fr.	L/L	6'0"	160	Glendale, Ariz. (Centennial)
39	James Ryan	So.	R/R	6'2"	185	Huntington Beach, Calif. (Marina)
29	Grant Schneider	Jr.	R/R	6'3"	210	Austin, Texas (Lake Travis)
22	Fitz Stadler	So.	R/R	6'9"	235	Glenbrook, Ill. (Glenbrook South)
48	Zane Strand	Fr.	R/R	6'5"	220	Chandler, Ariz. (Hamilton)
18	Reagan Todd	R-So.	L/L	6'3"	220	Centennial, Colo. (Regis Jesuit)
44	Spencer Van Scoyoc	Fr.	L/L	6'4"	205	Cedar Rapids, Iowa (Jefferson)
38	Tanner West	Fr.	L/L	6'2"	194	Albuquerque, N.M. (Volcano Vista)

CATCHERS (4)

30	Zach Cerbo	Sr.	R/R	5'10"	190	Montville, N.J. (Bergen Catholic)
40	Nick Cheema	Fr.	R/R	5'11"	200	Weatherford, Texas (Aledo)
9	Sam Ferri	Fr.	R/R	5'11"	190	Norridge, Ill. (Notre Dame College Prep)
27	Lyle Lin	Fr.	R/R	6'1"	200	Taipei, Taiwan (JSerra Catholic)

INFELDERS (5)

21	Carter Aldrete	Fr.	R/R	6'2"	200	Monterey, Calif. (Monterey)
47	Taylor Lane	Jr.	R/R	6'4"	205	Chesapeake, Va. (IMG/Florida/NW Florida St.)
10	Jeremy McCuin	So.	S/R	6'1"	192	Gilbert, Ariz. (Perry)
4	Andrew Snow	Jr.	R/R	6'1"	185	Woodland, Calif. (Jesuit)
19	Jackson Willeford	R-Sr.	L/R	5'9"	185	Ramona, Calif. (Ramona/UA/Cypress)

OUTFIELDERS (6)

24	Hunter Bishop	Fr.	L/R	6'5"	210	Palo Alto, Calif. (Serra)
12	Gage Canning	So.	L/R	5'11"	178	Ramona, Calif. (Ramona)
37	Myles Denson	Fr.	R/R	6'2"	180	Las Vegas, Nev. (Bishop Gorman)
25	Tyler Williams	So.	R/R	6'3"	225	Peoria, Ariz. (Raymond S. Kellis)

- 13 Head Coach:** Tracy Smith
2 Assistant Coach/Recruiting Coordinator: Ben Greenspan
31 Assistant Coach: Fred Nori
23 Volunteer Assistant Coach: Michael Earley
Director of Operations: Brendan Cunningham
Sports Medicine/Rehabilitation: Jesse Lowman
Strength and Conditioning: Jason Robbins

2017 Sun Devil Baseball

ROSTERS

NUMERICAL

3	Chaz Montoya	6-0	160	L/L	LHP	Fr.	Glendale, Ariz. (Centennial)
4	Andrew Snow	6-1	185	R/R	INF	Jr.	Woodland, Calif. (Jesuit)
7	Eder Erives	6-0	165	R/R	RHP	Sr.	El Paso, Texas (Montwood)
8	Alec Marsh	6-2	215	R/R	RHP	Fr.	Milwaukee, Wis. (Ronald Reagan)
9	Sam Ferri	5-11	190	R/R	C	Fr.	Norridge, Ill. (Notre Dame College Prep)
10	Jeremy McCuin	6-1	192	S/R	IF	So.	Gilbert, Ariz. (Perry)
11	Connor Higgins	6-5	240	R/L	LHP	So.	Orefield, Pa. (Parkland)
12	Gage Canning	5-11	178	L/R	OF	So.	Ramona, Calif. (Ramona)
14	Jake Godfrey	6-3	230	R/R	RHP	Jr.	New Lenox, Ill. (Providence Catholic/LSU/NW Florida St.)
15	Eli Lingos	6-0	200	L/L	LHP	Jr.	Temecula, Calif. (Great Oak)
17	Ryan Hingst	6-4	200	R/R	RHP	Jr.	El Paso, Texas (Franklin)
18	Reagan Todd	6-3	220	L/L	LHP/INF	R-So.	Centennial, Colo. (Regis Jesuit)
19	Jackson Willeford	5-9	185	L/R	INF	R-Sr.	Ramona, Calif. (Ramona/UA/Cypress)
21	Carter Aldrete	6-2	200	R/R	INF	Fr.	Monterey, Calif. (Monterey)
22	Fitz Stadler	6-9	235	R/R	RHP	So.	Glenview, Ill. (Glenbrook South)
24	Hunter Bishop	6-5	210	L/R	OF	Fr.	Palo Alto, Calif. (Serra)
25	Tyler Williams	6-3	225	R/R	OF	So.	Peoria, Ariz. (Raymond S. Kellis)
27	Lyle Lin	6-1	200	R/R	C/INF	Fr.	Taipei, Taiwan (JSerra Catholic)
29	Grant Schneider	6-3	210	R/R	RHP	Jr.	Austin, Texas (Lake Travis)
30	Zach Cerbo	5-10	190	R/R	C	Sr.	Montville, N.J. (Bergen Catholic)
32	Garvin Alston Jr.	6-4	190	L/L	LHP	So.	Phoenix, Ariz. (Mountain Pointe)
37	Myles Denson	6-2	180	R/R	OF	Fr.	Las Vegas, Nev. (Bishop Gorman)
38	Tanner West	6-2	194	L/L	LHP	Fr.	Albuquerque, N.M. (Volcano Vista)
39	James Ryan	6-2	185	R/R	RHP	So.	Huntington Beach, Calif. (Marina)
40	Nick Cheema	5-11	200	R/R	C	Fr.	Weatherford, Texas (Aledo)
44	Spencer Van Scoyoc	6-4	205	L/L	LHP/INF	Fr.	Cedar Rapids, Iowa (Jefferson)
45	Sean Keating	6-3	205	L/L	LHP	Fr.	Salt Lake City, Utah (Bingham)
47	Taylor Lane	6-4	205	R/R	INF	Jr.	Chesapeake, Va. (IMG/Florida/NW Florida St.)
48	Zane Strand	6-5	220	R/R	RHP	Fr.	Chandler, Ariz. (Hamilton))

PRO-NUN-SEE-AY-SHUNS

Carter Aldrete - AL-dreh-tee
 Garvin Alston Jr. - GAR (like Garfield)-vin ALL (like ALL of the above)-stun
 Zach Cerbo - ser-BO
 Nick Cheema - CHEE-muh
 Eder Erives - eh-DER eh-REE-vez
 Sam Ferri - FAIR-ee
 Ryan Hingst - HEENGst
 Eli Lingos - leen-GOES
 Jeremy McCuin - mic-CUE-in
 Grant Schneider - SHNEYE-der
 Reagan Todd - RAY-gan
 Spencer Van Scoyoc - Van SCOY

ALPHABETICAL

No.	Name	Pos.
21	Carter Aldrete	INF
32	Garvin Alston Jr.	LHP
24	Hunter Bishop	OF
12	Gage Canning	OF
30	Zach Cerbo	C
40	Nick Cheema	C
37	Myles Denson	OF
7	Eder Erives	RHP
9	Sam Ferri	C
14	Jake Godfrey	RHP
11	Connor Higgins	LHP
17	Ryan Hingst	RHP
45	Sean Keating	LHP
47	Taylor Lane	INF
27	Lyle Lin	C
15	Eli Lingos	LHP
8	Alec Marsh	RHP
10	Jeremy McCuin	IF
3	Chaz Montoya	LHP
39	James Ryan	RHP
29	Grant Schneider	RHP
4	Andrew Snow	INF
22	Fitz Stadler	RHP
48	Zane Strand	RHP
18	Reagan Todd	LHP/INF
44	Spencer Van Scoyoc	LHP/INF
38	Tanner West	LHP
19	Jackson Willeford	INF
25	Tyler Williams	OF

BY POSITION

Catchers	4
Pitchers	16
Infielders	7
Outfielders	4

*Players with multiple position included

BY CLASS

Seniors	3
Juniors	6
Sophomores	8
Freshmen	12

BATTING

Lefties	5
Righties	9
Switch	1

PITCHING

Righties	8
Lefties	8

2017 Sun Devil Baseball

LAST TIME

Hitting Categories

Hit a grand slam.....	Brian Serven, May 4, 2014 at Oklahoma State (L, 14-12)
Hit a walkoff HR.....	Colby Woodmansee, February 13, 2015 vs. Oklahoma State (solo shot in 10th inning)
Led off the game with a HR.....	Kasey Coffman, March 3, 2013 vs. Gonzaga (T, 6-6)
Hit for the cycle.....	Travis Buck, March 7, 2003 vs. Southern Utah (W, 19-0)
Hit for the cycle to open the game.....	April 27, 2003 vs. Washington State (HR/2B/1B/3B)
Hit back-to-back HRs.....	Tyler Williams and Andrew Shaps, April 8, 2017 at California (6th inning, no outs)
Hit back-to-back-to-back HRs.....	Max Rossiter (3-run), RJ Ybarra and Trevor Allen, May 5, 2013 vs. Stan.
Hit two HR in one game.....	Taylor Lane, April 29, 2017 at Oregon (W, 4-3)
Hit three HRs in one game.....	Joey DeMichele, May 1, 2011 vs. Stanford (TIES ASU RECORD)
Had five hits in one game.....	Johnny Sewald, May 9, 2015 vs. UCLA (went 5-for-7)
Had six hits in one game.....	Travis Buck, March 13, 2005 vs. Western Illinois (went 6-for-8, 3 RBI)
Had seven hits in one game.....	Jerry Mantlo, February 6, 1972 vs. Michigan
Had three doubles in one game.....	Jake Peevyhouse, March 29, 2014 at No. 15 UCLA
Had four doubles in one game.....	Travis Buck, February 28, 2004 vs. Connecticut (W, 16-5)
Hit two triples in one game.....	Gage Canning, April 21, 2017 vs. CSU Bakersfield
Had seven RBI in one game.....	Andy Workman, May 8, 2011 vs. Long Beach State (W, 17-9)
Had eight RBI in one game.....	Kiel Roling, March 17, 2007 vs. Maine
Had nine RBI in one game.....	Jeremy West, April 27, 2003 vs. Washington State
Stole four bases in one game.....	Drew Maggi, April 10, 2010 at Washington St. (TIES ASU RECORD)
Stole home.....	Colby Woodmansee, March 6, 2016 vs. Eastern Michigan (W, 8-1)
Struck out four or more times in one game.....	Lyle Lin, April 28, 2017 at Oregon (4K's in L, 2-0)
Hitter stranded six runners on base.....	Jordan Aboites (6), February 23, 2016 vs. Nevada (L, 11-5)
Recorded 13 total bases.....	Jeremy West (14), April 27, 2003 vs. Washington State (3 HR, 2 1B)
Had an inside the park home run.....	Trevor Allen, March 1, 2012 vs. St. Louis
Scored five runs in one game.....	Kiel Roling, February 4, 2007 vs. Southern Utah (5 R)
Was hit by a pitch two or more times.....	Daniel Williams, February 20, 2016 vs. Xavier (2x in W, 8-2)
Opponent hit two HRs in one game.....	JJ Matijevic (at #8 Arizona), April 4, 2017 (L, 2-11)
Opponent hit a walkoff HR.....	Kevin Williams (UCLA), March 16, 2012 at Jackie Robinson Stadium (Solo HR in 9th inning)
Opponent hit a leadoff HR.....	Andy Lentz (Washington), May 17, 2008 at Packard Stadium (off Josh Satow)

Pitching Categories

Threw a no-hitter.....	Ryan Hingst, March 25, 2016 vs. Utah, (W, 5-0)
Threw a perfect game.....	Eddie Bane, March 2, 1973, vs. Cal State Northridge (W, 9-0)
Threw a one-hitter.....	Brian Flores, May 20, 2007 at Oregon State (W, 8-1)
Threw a two-hitter.....	Will Waldrip, Jan. 23, 1999 vs. Hawaii-Hilo (W, 3-0)
Were no-hit.....	Phil Keller, March 23, 1970 vs. Stanford (L, 1-0)
Were one-hit.....	Sean Silva/Brent Wheatley, April 12, 2013 vs. USC (L, 5-0)
Threw a complete game.....	Eder Erives, April 28, 2017 at Oregon (L, 2-0)
Threw a complete game shutout.....	Ryan Hingst, March 25, 2016 vs. Utah (W, 5-0)
Threw back-to-back complete games.....	Trevor Williams, 3/1/13 vs. Pacific (W, 8-1) and 3/9 vs. Long Beach State (W, 4-0)
Threw back-to-back complete game shutouts.....	Brady Rodgers/Kramer Champlin, May 20 and 21, 2011 at Washington
Had an opposing pitcher throw a complete game.....	David Peterson, April 28, 2017 at Oregon (L, 2-0)
Shut out an opponent (one or more pitchers).....	March 24, 2017, at USC (2 pitchers)
Were shutout.....	at Oregon, April 28, 2017 (L, 2-0)
Struck out 10 or more batters in a game.....	Seth Martinez (11), March 12, 2016, vs. UC Davis (8.0 IP)
Struck out 15 or more batters in a game.....	Mike Leake (15), May 30, 2009 vs. Oral Roberts (CG, 4-1 Win in Tempe Regional)
Had an opposing pitcher strike out 10 or more Sun Devils.....	David Peterson (20), April 28, 2017 (L, 2-0)
Did not walk a batter (complete game).....	Ryan Kellogg, May 14, 2015 vs. Washington State (W, 5-0)
Recorded 10 wins in a season.....	Ryan Kellogg, 11-1 (2013)
Hit three batters in a game.....	Brett Lilek (3), April 4, 2015 at Utah (W, 6-5)

Fielding Categories

Had no errors in three straight games.....	May 22, 27, 28, 2016 (at UCLA, USC, USC)
Committed three or more errors in one game.....	Andrew Snow (3), Feb. 17, 2017 vs. Northwestern
Had 16 or more putouts in one game.....	Zach Wilson(20), First Base, April 21, 2011 at Cal
Had 20 or more put outs in one game.....	Zach Wilson (20), First Base, April 21, 2011 at Cal
Had eight or more assists in one game.....	Jeremy McQuin (8), Shortstop, Feb. 17, 2017 vs. Northwestern
Caught and pitched in the same inning.....	Jordan Swagerty, March 17, 2010 vs. USC (2x in 2010)
Turned four double plays in one game.....	April 22 2017, vs. CSUB
Turned five+ double plays in one game.....	5, April 25, 2010, vs. Washington (TIES ASU RECORD)
Turned a triple play.....	Eric Sogard (2B), Brett Wallace (1B) and Andrew Romine SS, February 27, 2007 at Arizona

Scoring and Misc. Categories

Recorded 20+ hits.....	23, April 28, 2010 vs. San Francisco (W, 21-3)
Recorded 20+ hits in back-to-back games.....	22 and 22, February 3-4, 2007 vs. Southern Utah
Scored 20+ runs.....	21, April 28, 2010, vs. San Francisco (W, 21-3)
Scored 30+ runs.....	30, March 13, 2005 vs. Western Illinois (W, 30-13 in Baton Rouge, La.)
Scored 10+ runs in one inning.....	11, April 26, 2015 vs. Tennessee Tech (W, 16-4)
Left 15+ runners on base in one game.....	15, March 5, 2016 vs. Eastern Michigan (W, 5-4 (11))
Surrendered a ninth inning lead.....	April 18, 2017 vs. UNLV (led 12-9, lost 13-12)
Swept a three-game Pac-12 series.....	April 13-15, 2017 vs. WSU (6-5, 10-7, 5-4)
Were swept in a Pac-12 series.....	April 7-9, 2017 at California (6-9, 4-6, 2-10)
Were swept in a Pac-12 series at home.....	March 17-19, 2017 vs. Oregon State (0-2, 1-10, 0-4)
Played in extra innings.....	11, March 24, 2017 vs. USC (L, 4-5)
Played in 14+ innings.....	14, March 9, 2016 at Cal State Fullerton (W, 2-1 W)
Played back-to-back extra inning games.....	March 9, 11 and 12, 2016, vs. Cal State Fullerton/UC Davis (14, 11 and 12 innings)
Played a game lasting 5+ hours.....	5 hours, 12 minutes, May 30, 2015 vs. Cal State Fullerton in Fullerton Regional (L, 3-2 (14))

2017 Sun Devil Baseball

RECORDS/AT A GLANCE

Record When...

Overall	21-24	Scoring 0-2 runs	1-9	After 8 leading	17-2
Conference	7-143-5 runs	8-11 trailing	3-21
Non-Conference	14-106-9 runs	7-3 tied	1-1
Home games.....	17-1310+ runs	5-1	Hit 0 home runs.....	9-13
Away games.....	4-11	Opponent 0-2 runs	5-2	... 1 home run	9-4
Neutral site	0-03-5 runs	10-5	... 2+ home runs	3-7
Day games.....	7-126-9 runs	5-8	Opponent 0 home runs	18-13
Night games.....	14-1210+ runs	1-9 1 home run	1-5
vs Left starter	5-10	Scored in 1st inning	6-7 2+ HRs	2-6
vs Right starter	16-14	Opp. scored in 1st.....	8-11	Made 0 errors	7-7
1-Run games	9-4	Scores first	7-8	... 1 error	6-9
2-Run games	3-5	Opp. scores first	14-16	... 2+ errors.....	8-8
5+Run games	4-9	After 6 leading	17-2	Opp. made 0 errors.....	6-8
Extra innings	1-1 trailing	3-20 1 error	5-11
Shutouts	1-3 tied	1-2 2+ errors.....	10-5
		After 7 leading	17-1	Out-hit opponent.....	14-2
	 trailing	3-23	Out-hit by opponent	7-19
	 tied	1-0	Hits are tied.....	0-3

A Look At the Pitching Staff

Arizona State Starters

Pitcher	Starts/QS	Pct.	PC/Start	IP/Start	ER Against/ Start	Runs For/Start	PCK	DP	Team Record
Eli Lingos	13/6	46%	1,163/89.5	72.1/5.2	31/2.4	28/2.2	4	8	8-5
Chaz Montoya	7/1	14%	647/92.4	36.2/5.1	23/3.3	32/4.6	2	4	5-2
Eder Erives	5/1	20%	388/77.6	22.2/4.1	9/1.8	9/1.8	2	2	1-4
Spencer Van Scoyoc	7/1	14%	495/70.7	26.0/3.2	10/1.4	14/2.0	0	3	3-4
Ryan Hingst	4/0	0%	262/65.5	13.0/3.1	8/2.0	2/0.5	1	2	2-2
Zach Dixon	3/0	0%	152/50.7	6.1/2.1	7/2.3	0/0.0	0	0	2-1
Jake Godfrey	3/0	0%	184/61.3	9.1/3.0	13/4.3	3/1.0	0	0	0-3
Fitz Stadler	1/0	0%	51/51.0	2.0/2.0	4/4.0	0/0.0	0	0	0-1
Reagan Todd	1/0	0%	45/45.0	1.1/1.1	5/5.0	1/1.0	0	0	0-1
Alec Marsh	1/0	0%	48/48.0	2.0/2.0	5/5.0	3/3.0	0	0	0-1

Arizona State Bullpen (Relief Appearances Only)

Reliever	Last App	IP	H	R	ER	BB	SO	SV	IR/Scored	1st Bat. Faced/Ret.
Garvin Alston	5/6 vs. #13 Stanford	7.2	7	8	8	5	6	0	2/1	5/4
Zach Dixon	4/4 vs. #8 Arizona	1.0	2	2	2	0	0	0	1/1	2/1
Eder Erives	5/9 at #13 Arizona	18.1	15	12	10	13	11	3	7/2	8/6
Sam Ferri	4/29 at Oregon	1.0	2	0	0	1	0	1	4/2	2/0
Jake Godfrey	5/5 vs. #13 Stanford	21.2	19	9	8	15	16	1	19/2	11/8
Connor Higgins	5/7 vs. #13 Stanford	28.0	34	15	13	11	24	3	20/10	12/6
Ryan Hingst	5/5 vs. #13 Stanford	21.0	24	17	16	13	21	0	15/8	12/9
Chris Isbell	4/18 at UNLV	5.0	11	10	10	2	2	0	2/0	3/1
Alec Marsh	5/9 at #13 Arizona	14.2	18	11	11	8	9	0	10/7	6/4
Chaz Montoya	3/18 vs. OSU	9.0	13	9	9	7	12	1	15/4	10/4
James Ryan	5/6 vs. #13 Stanford	15.0	19	12	12	2	13	0	14/6	7/5
Grant Schneider	4/21 vs. CSUB	10.2	22	16	14	9	10	0	8/4	6/4
Fitz Stadler	3/12 vs. LBSU	11.0	6	3	3	1	5	0	5/1	5/5
Zane Strand	2/18 vs. Northwestern	0.2	0	1	1	1	1	0	0/0	1/1
Reagan Todd	5/9 at #13 Arizona	32.2	39	23	21	13	21	1	17/6	18/10
Spencer Van Scoyoc	4/18 at UNLV	0.2	0	1	1	4	1	0	1/0	2/0
Tanner West	5/6 vs. #13 Stanford	5.2	6	4	3	5	5	0	7/2	5/3

2017 Sun Devil Baseball

NATIONAL RANKS/CONFERENCE RANKS/TEAM RANKS

NATIONAL RANKINGS

Category	Team	Nat'l	Pac-12	Value
Batting Average (295 ranked)		152	6	0.271
Double Plays Per Game (295 ranked)		71	4	0.86
Doubles (295 ranked)		197	7	71
Doubles Per Game (295 ranked)		192	8	1.61
Fielding Percentage (295 ranked)		141	8	0.969
Hit Batters (295 ranked)		139	4	42
Hits (295 ranked)		181	6	404
Home Runs (295 ranked)		131	2	33
Home Runs Per Game (295 ranked)		127	2	0.75
Sacrifice Flies (294 ranked)		33	3	24
Scoring (295 ranked)		209	6	5.1
Shutouts (189 ranked)		189	10	1
Slugging Percentage (295 ranked)		123	3	0.408
Stolen Bases (294 ranked)		194	4	34
Stolen Bases Per Game (295 ranked)		186	4	0.77
Triples (295 ranked)		21	1	17
Triples Per Game (295 ranked)		18	1	0.39
WL Pct (295 ranked)		193	10	0.455

Individual

Category	Name	Nat'l	Pac-12	Value
Batting Average	Gage Canning	242	11	.339
Complete Games	Eder Erives	102	2	1
Games Started	Eli Lingos	5	1	13
Sacrifice Flies	Carter Aldrete	24	2	6
Slugging Percentage	Gage Canning	202	7	.554
Total Bases	Gage Canning	138	4	87
Triples	Gage Canning	1	1	7
Triples per Game	Gage Canning	1	1	0.16
Victories	Eli Lingos	94	6	6

Pac-12 RANKINGS

TEAM	
Batting Avg	6th, .271
Slugging %	3rd, .408
Runs Scored	7th, 224
Hits	6th, 404
Triples	1st, 17
Home Runs	t-2nd, 33
RBI	7th, 206
Stolen Bases	4th, 34
Walks	11th, 127
ERA	11th, 5.67
Opponent Avg	11th, .299
Saves	t-5th, 10
Home Runs Allowed	t-6th, 25
Strikeouts	9th, 298
Fielding %	8th, .969
Double Plays	4th, 38
Caught Stealing	1st, 24
Runners Picked Off	3rd, 9

INDIVIDUAL

Batting Avg	Gage Canning	10th, .339
Hits	Gage Canning	8th, 60
Slugging %	Gage Canning	7th, .554
Total Bases	Gage Canning	4th, 98
Triples	Gage Canning	1st, 7
	Andrew Shaps	t-5th, 3
Home Runs	3 tied	t-8th, 5
Sac Flies	Carter Aldrete	2nd, 6
Strikeouts	Eli Lingos	8th, 59
Wins	Eli Lingos	t-5th, 6
Pick Offs	Eli Lingos	t-2nd, 3
	Zach Cerbo	t-2nd, 3
IP	Eli Lingos	7th, 72.1
Saves	Eder Erives	t-10th, 3
	Connor Higgins	t-10th, 3
Assists	Carter Aldrete	4th, 121
Caught Stealing By	Zach Cerbo	t-1st, 11

2017 SUN DEVIL LEADERS

Batting Average

Gage Canning	.339
Zach Cerbo	.320
Lyle Lin	.313

Slugging Percentage

Gage Canning	.554
Andrew Shaps	.490
Zach Cerbo	.460

On-Base Percentage

Zach Cerbo	.393
Lyle Lin	.390
Andrew Shaps	.368

Total Bases

Gage Canning	98
Andrew Shaps	72
Lyle Lin	67

Hits

Gage Canning	60
Lyle Lin	51
Andrew Shaps	44

RBI

Carter Aldrete	25
Gage Canning	25
Tyler Williams	24

HR

Tyler Williams	5
Andrew Shaps	5
Game Canning	5

Runs Scored

Gage Canning	32
Andrew Shaps	28
Carter Aldrete	21

Stolen Bases

Andrew Shaps	7
Gage Canning	6
Tyler Williams	5

Walks

Lyle Lin	17
Andrew Shaps	14
Zach Cerbo	13

IP

Eli Lingos	72.1
Chaz Montoya	43.2
Eder Erives	39.1

Strikeouts

Eli Lingos	59
Chaz Montoya	33
Ryan Hingst	31

Wins

Eli Lingos	6
Chaz Montoya	4
Connor Higgins	3

ERA

Eder Erives	3.66
Spencer Van Scoyoc	3.71
Eli Lingos	3.86

Saves

Eder Erives	3
Connor Higgins	3
Chaz Montoya	1
Reagan Todd	1
Jake Godfrey	1
Sam Ferri	1

Games Started

Eli Lingos	13
Spencer Van Scoyoc	7
Chaz Montoya	6

LF

Ryan Lillard/21, (11-10)
Hunter Bishop/16, (6-10)
Myles Denson/3, (0-3)
Gage Canning/1, (0-1)
Tyler Williams/3, (3-0)
Zach Cerbo/1, (1-0)

CF

Andrew Shaps/37, (15-22)
Gage Canning/8, (6-2)

RF

Gage Canning/36, (15-21)
Myles Denson/4, (2-2)
Hunter Bishop/5, (3-2)

SS

Carter Aldrete/24, (10-14)
Jeremy McCuin/19, (9-10)
Andrew Snow/2, (2-0)

2B

Carter Aldrete/17, (9-8)
Taylor Lane /15, (6-9)
Andrew Snow/11, (5-6)
Jackson Willeford/2, (1-1)

3B

Jeremy McCuin/19, (9-10)
Jackson Willeford/10, (3-7)
Taylor Lane/8, (4-4)
Carter Aldrete/4, (2-2)
Andrew Snow/4, (3-1)

SP

Eli Lingos/13, (8-5)
Chaz Montoya/7, (5-2)
Spencer Van Scoyoc/7, (3-4)
Ryan Hingst/4, (2-2)
Eder Erives/5, (1-4)
Jake Godfrey/3, (0-3)
Alec Marsh/1, (0-1)
Fitz Stadler/1, (0-1)
Reagan Todd/1, (0-1)

1B

Lyle Lin/34, (16-18)
Taylor Lane/8, (4-4)
Andrew Snow/3, (1-2)

Bullpen

Garvin Alston Jr.
Eder Erives
Jake Godfrey
Connor Higgins
Chris Isbell
Sean Keating
Alec Marsh
Chaz Montoya
James Ryan
Grant Schneider
Fitz Stadler
Zane Strand
Reagan Todd
Tanner West

DH

Tyler Williams/16, (6-10)
Hunter Bishop/11, (5-6)
Andrew Snow/2, (1-1)
Jackson Willeford/2, (0-2)
Sam Ferri/2, (1-1)
Zach Cerbo/2, (2-0)

C

Zach Cerbo/27, (13-14)
Lyle Lin/11, (5-6)
Sam Ferri/7, (3-4)

2017 Sun Devil Baseball

HEAD COACH TRACY SMITH



TRACY SMITH - HEAD COACH - THIRD SEASON (21st OVERALL)

Tracy Smith, the 2013 National Coach of the Year, was hired as the fifth head baseball coach in program history on June 24, 2014, and enters his third season at the helm of the Sun Devil baseball program.

Smith has established a reputation of evaluating and developing talent as more than 50 student-athletes since 2000 improved their stock in the Major League Baseball Draft under Smith's tutelage, including four who became first-round draft picks after going undrafted out of high school.

In 20 total years as a head coach, Smith has seen 68 of his players selected in the MLB Draft, including 61 draftees since 2000 and 31 in the first 10 rounds. He has mentored 36 Major League Baseball draft picks over the past eight seasons, including the fourth overall pick in the 2014 Major League Baseball June Amateur Draft (Kyle Schwarber) and three first-round selections in the 2009 MLB June Draft (Eric Arnett, Josh Phegley, Matt Bashore).

In 2016, Smith piloted the Sun Devils to a regional final for the time since 2013. The Sun Devils' 36 wins were the most in the past three years and they finished tied for third in the Pac-12. Five players were selected in the 2016 Major League Baseball Draft, marking 14 total players who have been taken in the draft during Smith's tenure.

Eight Devils earned All-Pac-12 honors on the season, including first team selections David Greer, Seth Martinez, Brian Serven and Colby Woodmansee. All four players would go on to be selected in the MLB draft with Greer (third team), Martinez (second team) and Woodmansee (third team) earning Louisville Slugger All-America accolades.

Smith was instrumental in Sun Devil Baseball's signing of the nation's top recruiting class in 2016, which included eight players who had been drafted by the Major League out of high school.

In his first season at ASU, Smith led the Sun Devils to a postseason berth, a third-place finish in the Pac-12 and 30-plus wins.

He became one of five active coaches, and one of eight all-time, to bring three different Div. I schools to NCAA Regional play as he guided the Sun Devils to a No. 2 seed in the Fullerton Regional in 2015.

He has amassed a 675-503-1 career record in 20 seasons as a head coach at three different schools, including nine seasons at both Miami (Ohio) and Indiana, and one year at Arizona State. His 675 victories rank in the top 50 among active coaches in the NCAA, and his 20 seasons represent the sixth-shortest number of years on the list.

Smith instituted a change in culture at Arizona State and his demand for excellence both on and off the field was represented as the Devils led the Pac-12 in both all-conference and all-academic honorees in 2014.

Nineteen players have earned Pac-12 All-Academic honors in Smith's first two seasons, tied for the most in Sun Devil history for a two-year span. ASU's 10 selections in Smith's first season led the Pac-12.

His emphasis on defense became evident right away as ASU vastly improved its fielding percentage and lowered its number of errors committed in Smith's first season. The Devils finished fourth in the Pac-12 in both categories in 2015 after ranking near the bottom of the conference from 2010-14.

An accomplished fundraiser, Smith played a huge role in helping transition the Sun Devil Baseball program into Phoenix Municipal Stadium. His vision saw a renovated clubhouse, complete with an alumni locker room and an academics center, as well as an increased prominence on the program's historical accomplishments. Capital improvements included a state-of-the-art video board, batting tunnel, a weight room and training room, creation of a grass berm and patio installations, and premium seating options.

Smith earned National Coach of the Year honors and was a unanimous choice for Big Ten Coach of the Year after he led IU to the school's only College World Series appearance in 2013. The following season in 2014, Smith led the Hoosiers to the No. 4 national seed in the NCAA Tournament, the first national seed in Big Ten baseball history.

Smith came to Tempe with 18 years of experience as a collegiate head coach, including nine at Miami University (Ohio) and nine at IU, where he was two-time Big Ten Coach of the Year. He led both programs to a pair of NCAA Regional appearances and more than 600 combined career victories.

He tallied more than 40 wins in each of the past two seasons at IU and led the Hoosiers to consecutive Big Ten Conference Championships for the first time in school history. IU won the Big Ten regular season and B1G Tournament title in 2013, marking the school's first regular season conference championship since 1949 and the first outright crown since 1932, and advanced to the 2013 College World Series, which ended the Big Ten's 29-year CWS absence.

Smith took an IU program that had finished 10th in the Big Ten six times in an eight-year stretch between 2000 and 2007, and led the Hoosiers to an NCAA Regional in 2009 and to the College World Series in 2013. IU notched a program-best 21 conference wins in 2014 and secured eight first team All-Big Ten selections to tie a conference mark for most first team honorees from one school.

He began his coaching career as head coach at Miami University-Middletown in 1990, served as an assistant coach at Miami (Ohio) from 1993-94 and was the pitching coach at IU from 1995-96.

A four-year letterwinner at Miami (Ohio), Smith was a pitcher and an infielder for the RedHawks, and played three minor league seasons in the Chicago Cubs organization. He also participated in 1992 Major League Scouting Bureau's Professional Scout School as a representative of the Cubs.

Born Feb. 14, 1966, Smith graduated with a bachelor's degree in Education from Miami (Ohio) in 1989 and completed a master's degree in Sport Organization from Miami (Ohio) in 1992.

A native of Kentland, Ind., Smith and his wife, Jaime, have three sons, Casey, Ty and Jack. Casey was a four-year letterwinner on the Hoosier baseball team while Ty was a member for the IU football team. Jack is currently a wide receiver on the Sun Devil football team.

Season	Team	Overall	Conference (Standing)	Postseason
1997	Miami (OH)	27-28	17-13 (4th)	MAC Tournament
1998	Miami (OH)	33-26	17-13 (3rd - East)	MAC Tournament
1999	Miami (OH)	34-27	20-12 (2nd - East)	MAC Tournament
2000	Miami (OH)	40-23	16-12 (3rd - East)	NCAA Regional
2001	Miami (OH)	35-25	16-12 (4th - East)	MAC Tournament
2002	Miami (OH)	31-28	16-12 (3rd - East)	MAC Tournament
2003	Miami (OH)	36-24-1	19-9 (2nd - East)	MAC Tournament
2004	Miami (OH)	36-21	14-8 (1st - East)	MAC Tournament
2005	Miami (OH)	45-18	17-4 (1st - East)	NCAA Regional
	Miami (OH)	317-220-1	152-95	
2006	Indiana	22-34	11-21 (10th)	
2007	Indiana	19-35	8-23 (10th)	
2008	Indiana	31-30	15-17 (6th)	Big Ten Tournament
2009	Indiana	32-27	16-7 (3rd)	NCAA Regional
2010	Indiana	28-27	12-12 (t-5th)	Big Ten Tournament
2011	Indiana	30-25	11-13 (7th)	
2012	Indiana	32-28	16-8 (2nd)	Big Ten Tournament
2013	Indiana	49-16	17-7 (1st)	College World Series
2014	Indiana	44-15	21-3 (1st)	First-ever Big 10 National Seed
	Indiana	287-237	127-111	
2015	Arizona State	35-23	18-12 (t-3rd)	NCAA Regional
2016	Arizona State	36-23	16-14 (t-3rd)	NCAA Regional
2017	Arizona State	21-24	7-14	
	Arizona State	92-70	41-40	
	Total	696-527-1	320-242	

BEN GREENSPAN - ASSISTANT COACH/RECRUITING COORDINATOR



- Ben Greenspan enters his third season at Arizona State University as assistant coach and recruiting coordinator, and works primarily with the team's offense and catchers.

- Excelling in his recruiting coordinator position, Greenspan assembled the No. 1 recruiting class in the nation in 2016 according to Collegiate Baseball Newspaper. The class is headlined by Hunter Bishop, who was rated the 15th best outfielder in the nation by Perfect Game. Bishop is joined by Chaz Montoya, the No. 1 left-handed pitcher in Arizona, and Carter Aldrete, the 23rd best shortstop in the nation according to Perfect Game.

- Catcher Brian Serven earned First Team All-Pac-12 recognition in 2016, as well as Pac-12 All-Academic honorable mention and was a semifinalist for the Johnny Bench Award, given to the nation's top catcher. His prowess on both sides of the plate was evident as he became just the fifth catcher in school history to lead the team in home runs and he caught 17 runners stealing, the most by a Sun Devil since 2009. Serven was the first Devil to go in the 2016 MLB Draft, going in the fifth round to the Colorado Rockies.

- Also excelling at the plate under Greenspan was first baseman David Greer, who also earned a First Team All-Conference selection as well as earning a spot on the Louisville Slugger All-America third team. The Arizona-native finished his junior campaign first in the conference in doubles and total bases, second in slugging percentage and third in runs scored. Greer was taken in the 10th round of the 2016 MLB Draft by the Seattle Mariners.

- Greenspan mentored some of the most prolific hitters in IU program history, including two-time All-American catcher Kyle Schwarber, current Oakland Athletics catcher Josh Phegley, and 2010 Big Ten Player of the Year Alex Dickerson. He also played a large role in developing talent at IU as 11 of his position players were selected in the Major League Baseball First-Year Player Draft, in the eight years Greenspan has served as a catching coach, his guidance has produced a First Team All-Conference player at that position in five of those seasons with two of them currently playing MLB (Schwarber and Phegley).

including five in the top five rounds.

- Additional hitting protégés include 2012 Big Ten Freshman of the Year Sam Travis, two-time All-American Dustin DeMuth and current major leaguers Micah Johnson and Ethan Wilson.

- Played for two seasons under coach Smith at IU, and was a Hoosier team captain and Academic All-Big Ten performer in 2007. He spent two years at the University of Connecticut as a catcher and first baseman before joining the IU program. He earned a bachelor's degree in Sport Marketing and Management and a master's degree in Sport Administration from Indiana University.

FRED NORI - ASSISTANT COACH



- Fred Nori, who owns more than 30 years of coaching experience, enters his second seasons in three years on head coach Tracy Smith's coaching staff at Arizona State.

- This marks Nori's fifth stint working with Coach Smith after he served as the volunteer assistant for Indiana University in 2014 and 2007, for Miami University in 2005 and for the Sun Devils in 2015.

- Nori has three conference tournament championships, three NCAA Regional berths and two regular season conference crowns in four seasons as a Div. I assistant coach.

- He was a member of the 2014 IU team that won the Big Ten Conference championship and tournament championship, and became the first program in Big Ten history to earn a national seed. The RedHawks finished first in the Mid-American Conference, won the MAC Tournament championship and were an NCAA Regional participant in 2005. Nori was also a member of the 2009 Xavier Baseball staff, where he helped the Musketeers win the Atlantic 10 Tournament title and advance to an NCAA Regional.

- Nori has a long history of excellence in Ohio high school baseball and owns more than 20 years of head coaching experience that includes a Class A State Championship.

- Nori went on to play professional baseball for three seasons after his playing days at IU ended and he hit .284 with five home runs and 55 RBI as a member of the New York Mets organization. He was a student-athlete at IU from 1961-65, and earned his IU degree in 1965 and a master's degree from Xavier in 1969.

MICHAEL EARLEY - VOLUNTEER ASSISTANT COACH



- Enters his first season as a volunteer assistant coach on head coach Tracy Smith's staff at Arizona State.

- Played under Smith at Indiana from 2008-10 before going on to a professional career with the Chicago White Sox organization, playing professional baseball five years, including time with the team's Triple-A affiliate, the Charlotte Knights


- Outfielder finished his playing days with the Southern Illinois Miners in the independent Frontier League in 2015.

- Finished his professional career with 559 hits, 117 doubles, 38 home runs and a .284 average. He was named to four All-Star teams in his playing days and was also named a member of the Southern Illinois All-Decade Team.


- Earned Third Team All-Big Ten recognition during his senior campaign at IU in 2010 after he tied for fourth in the conference in home runs with 13, and finished the season batting .352.

- Selected by the White Sox in the 29th round of the 2010 Major League Baseball Draft.


- Spent time in 2016 as an associate scout for the New York Mets.




**Carter
Aldrete**
IF | R/R | Fr.




**Garvin
Alston Jr.**
LHP | B/T | So.




**Hunter
Bishop**
OF | L/R | Fr.




**Gage
Canning**
OF | B/T | So.



**Zach
Cerbo**
C | R/R | Sr.




**Nick
Cheema**
C | R/R | Fr.




**Myles
Denson**
OF | R/R | Fr.




**Eder
Erives**
RHP | R/R | Sr.




**Sam
Ferri**
C | R/R | Fr.




**Jake
Godfrey**
RHP | B/T | Jr.



**Connor
Higgins**
LHP | B/T | So.



**Ryan
Hingst**
RHP | B/T | Jr.




**Sean
Keating**
LHP | B/T | Fr.




**Taylor
Lane**
IF | R/R | Jr.




**Lyle
Lin**
C | R/R | Fr.




**Eli
Lingos**
LHP | B/T | Jr.



**Alec
Marsh**
RHP | B/T | Fr.




**Jeremy
McCuin**
IF | S/R | So.




**Chaz
Montoya**
LHP | B/T | Fr.



**James
Ryan**
RHP | B/T | So.



**Grant
Schneider**
RHP | B/T | Jr.



**Andrew
Snow**
IF | R/R | Jr.




**Fitz
Stadler**
RHP | B/T | So.




**Zane
Strand**
RHP | B/T | Fr.




**Reagan
Todd**
LHP | B/T | RS So.



**Spencer
Van Scoyoc**
LHP | B/T | Fr.



**Tanner
West**
LHP | B/T | Jr.




**Jackson
Willeford**
IF | R/R | RS Sr.



**Tyler
Williams**
OF | R/R | So.

PLAYER BIOS




#21
INF

Freshman - 6'2 - 208
Bats/Throws: R/R
Monterey, Calif.
Monterey

2017 Season-High.....	Statistic	Career-High
3 vs. CSUB (4/21).....	Hits	3 vs. CSUB (4/21/17).....
4 at Arizona (5/9).....	RBI	4 at Arizona (5/9/17).....
3 vs. LBSU (3/11).....	RS	3 vs. LBSU (3/11/17).....

2017

Date	Opponent	Pos	AB	R	H	REI	B	B	HR	BB	SB	CS	HBP	SAC	OF	GDP	PO	A	E	Avg	
Feb 17	NORTHWESTERN-1	*2b	4	0	1	0	0	0	0	0	0	0	0	0	0	0	2	3	0	250	
Feb 17	NORTHWESTERN-2	*2b	4	0	0	0	0	0	0	0	0	0	0	0	0	0	0	4	0	143	
Feb 18	NORTHWESTERN	*2b	5	0	1	0	0	0	0	0	0	0	0	0	0	0	0	4	0	122	
Feb 21	OKLAHOMA STATE	*2b	4	1	1	2	1	0	1	1	0	0	0	0	0	0	1	4	1	233	
Feb 24	at UCLA	*2b	4	0	1	1	0	0	0	0	0	0	0	0	0	0	2	1	0	222	
Feb 25	at TCU	*2b	4	0	1	2	0	0	0	1	0	0	0	0	0	0	2	1	2	222	
Feb 26	at TCU	*3b/ss	4	0	1	2	0	0	0	0	0	0	0	0	0	0	1	0	1	200	
Feb 28	at NEW MEXICO STATE	*ss	4	0	1	0	0	0	0	0	0	0	0	0	0	0	1	0	0	200	
Mar 03	LOYOLA MARYMOUNT	*3b	4	0	0	0	0	0	0	0	0	0	0	0	0	0	1	1	0	225	
Mar 04	LOYOLA MARYMOUNT	*3b	4	0	1	0	0	0	0	0	0	0	0	0	0	0	0	0	2	200	
Mar 04	LOYOLA MARYMOUNT	*2b/ss	4	0	1	0	0	0	0	0	0	0	0	0	0	0	0	0	0	225	
Mar 07	CAL STATE FULLERT	*2b	4	0	0	0	0	0	0	0	0	0	0	0	0	0	0	2	1	200	
Mar 08	CAL STATE FULLERT	*2b	4	0	0	0	0	0	0	0	0	0	0	0	0	0	0	0	0	218	
Mar 10	LONG BEACH STATE	*2b/ss	4	0	1	0	0	0	0	0	0	0	0	0	0	0	0	2	4	0	231
Mar 11	LONG BEACH STATE	*2b	2	2	3	2	0	0	0	2	0	0	0	0	0	0	0	4	2	0	245
Mar 12	at OREGON STATE	*2b	4	0	0	0	0	0	0	0	0	0	0	0	0	0	0	0	0	200	
Mar 16	OREGON STATE	*2b/3b	4	0	0	0	0	0	0	1	0	0	0	0	0	0	0	1	0	5	254
Mar 17	OREGON STATE	*ss	3	3	3	0	0	0	0	0	0	0	0	0	0	0	0	2	4	1	277
Mar 18	OREGON STATE	*ss	3	3	0	0	0	0	0	0	0	0	0	0	0	0	0	2	4	1	277
Mar 24	at USC	*ss/3b	5	0	1	2	0	0	0	0	0	0	0	0	0	0	0	1	1	5	244
Mar 24	at USC	*ss	5	0	1	0	0	0	0	0	0	0	0	0	0	0	0	0	0	0	247
Mar 26	at USC	*ss	5	0	1	0	0	0	0	0	0	0	0	0	0	0	0	0	0	0	244
Mar 28	UNLV	*3b	4	2	2	0	0	1	0	0	0	0	0	0	0	0	0	0	5	0	250
Mar 31	UCLA	*ss	4	0	0	0	0	0	0	0	0	0	0	0	0	0	0	0	2	5	200
Apr 01	UCLA	*ss	4	1	1	0	0	0	0	0	0	0	0	0	0	0	0	2	4	0	242
Apr 02	UCLA	*ss	2	0	0	0	0	0	0	0	0	0	0	0	0	0	0	0	0	0	238
Apr 04	at Arizona	*ss	4	0	0	0	0	0	0	0	0	0	0	0	0	0	0	0	3	1	231
Apr 07	at Cal	*ss	4	0	1	1	0	0	0	0	0	0	0	0	0	0	0	0	2	2	232
Apr 08	at Cal	*ss	4	0	0	0	0	0	0	0	0	0	0	0	0	0	0	2	1	0	231
Apr 09	at Cal	*ss	4	0	0	0	0	0	0	0	0	0	0	0	0	0	0	0	0	0	232
Apr 11	UNLV	*ss	4	0	1	0	0	0	0	0	0	0	0	0	0	0	0	3	4	0	225
Apr 13	WASHINGTON ST.	*ss	4	1	1	0	0	0	0	0	0	0	0	0	0	0	0	0	0	0	240
Apr 14	WASHINGTON ST.	*ss	2	1	1	3	0	0	1	1	0	0	0	0	0	0	0	4	4	0	245
Apr 15	WASHINGTON ST.	*ss	3	3	0	0	0	0	0	1	0	0	0	0	0	0	0	2	2	1	234
Apr 15-17	at UNLV	*ss	4	0	0	0	0	0	0	0	0	0	0	0	0	0	0	0	0	0	234
Apr 21	CSUB	*ss	4	2	3	3	0	0	0	0	0	0	0	0	0	0	0	0	2	1	258
Apr 22	CSUB	*ss	3	0	0	0	0	0	0	0	0	0	0	0	0	0	0	0	3	3	208
Apr 23	CSUB	*ss	3	0	0	0	0	0	0	0	0	0	0	0	0	0	0	0	0	0	208
Apr 26	at Oregon	*ss	3	0	0	0	0	0	0	0	0	0	0	0	0	0	0	3	4	1	209
Apr 29	at Oregon	*ss	3	0	0	0	0	0	0	0	0	0	0	0	0	0	0	0	0	0	208
Apr 30	at Oregon	*ss	2	0	0	1	0	0	0	0	0	0	0	0	0	0	0	0	4	1	208
May 05	STANFORD	*ss	5	1	2	0	0	0	0	0	0	0	0	0	0	0	0	3	1	1	243
May 06	STANFORD	*ss	5	0	1	0	0	0	0	0	0	0	0	0	0	0	0	0	0	0	253
May 07	STANFORD	*2b	3	2	2	2	1	1	0	0	0	0	0	0	0	0	0	5	3	0	259
May 09	at Arizona	*2b	3	2	2	2	1	1	0	0	0	0	0	0	0	0	0	0	0	0	259
			4508	163	22	43	29	11	1	1	1	1	2	2	2	2	36	79	121	0	250



Garvin	#32
Alston Jr.	LHP

Sophomore - 6'4 - 190
Bats/Throws: L/L
Phoenix, Ariz.
Mountain Pointe

2017 Season-High.....	Statistic	Career-High
2.1 vs. UCLA (4/2)	IP	2.1 UCLA (4/2/17)
3 vs. Fullerton (3/7)	SO	3, twice, last vs. Fullerton (3/7/17)
2 vs. Stanford (5/6)	BB	4 vs. USC (5/29/16)

2017


[illegible]

Career Year-by-Year

Year	era	w-l	app	gs	cg	sho	sv	ip	h	r	er	bb	so
2016	11.12	0-0	6	0	0	0/0	0	5.2	4	7	7	8	6

22

TWITTER: @ASU_BASEBALL
INSTAGRAM: @ASU_BASEBALL
FACEBOOK: SUNDEVILBASEBALL



Hunter Bishop


#24
OF

Freshman - 6'5 - 210
Bats/Throws: L/R
Palo Alto, Calif.
Serra

2017 Season-High.....	Statistic	Career-High
3, twice, last at Arizona (5/9)	Hits	3, twice, last at Arizona (5/9/17)
3 vs. CSUB (4/23)	RBI	3 vs. CSUB (4/23/17)
3 at Arizona (5/9)	RS	3 at Arizona (5/9/17)

2017

Date	Oponent	pos	AB	R	H	RBI	2B	3B	HR	BB	SB	CS	MBP	SAC	SF	GDP	K	P	A	E	Avg	
Feb 17	NORTHWESTERN-2	"of	1	0	0	0	0	0	0	0	0	0	0	0	0	0	0	1	0	0	300	
Feb 21	OKLAHOMA STATE	"of	3	1	2	0	0	0	0	1	1	0	0	0	0	0	0	0	0	0	353	
Feb 24	at TCU	"of	1	0	0	0	0	0	0	0	0	0	0	0	0	0	0	2	0	0	400	
Feb 25	at TCU	"ph	1	0	0	0	0	0	0	0	0	0	0	0	0	0	0	0	0	0	300	
Feb 26	at TCU	"ph	3	0	1	0	0	0	0	0	0	0	0	0	0	0	0	0	2	0	333	
Mar 07	CAL STATE FULLERT	"of	3	0	0	0	0	0	0	0	0	0	0	0	0	0	0	0	0	0	300	
Mar 08	CAL STATE FULLERT	"ph	1	0	1	0	0	0	0	0	1	0	0	0	0	0	0	0	0	0	364	
Mar 10	LONG BEACH STATE	"dh	4	1	2	1	0	0	0	0	0	0	0	0	0	0	1	0	0	0	400	
Mar 11	LONG BEACH STATE	"dh	1	0	0	0	0	0	0	0	0	0	0	0	0	0	0	0	0	0	412	
Mar 12	LONG BEACH STATE	"dh	4	1	1	2	0	1	0	0	0	0	0	0	0	0	0	0	0	0	381	
Mar 16	OREGON STATE	"dh	3	0	0	0	0	0	0	0	0	0	0	0	0	0	1	0	0	0	333	
Mar 17	OREGON STATE	"dh	3	0	0	0	0	0	0	0	0	0	0	0	0	0	0	0	0	0	333	
Mar 18	OREGON STATE	"dh	3	0	1	0	0	0	0	0	0	0	0	0	0	0	0	0	0	0	310	
Mar 24	at USC	"of	3	0	0	0	0	0	0	0	0	0	0	0	0	0	0	0	0	0	281	
Mar 24	at USC	"of	3	0	0	0	0	0	0	0	0	0	0	0	0	0	0	0	1	0	250	
Mar 26	at USC	"of	3	2	2	0	1	0	0	2	0	0	0	0	0	0	1	0	0	0	1282	
Mar 28	UNLV	"of	4	0	2	0	0	0	0	0	0	0	0	0	0	0	0	0	2	0	302	
Mar 31	UCLA	"of	4	0	1	0	0	0	0	0	0	0	0	0	0	0	0	0	0	0	298	
Apr 01	UCLA	"dh	3	0	0	0	0	0	0	0	0	0	0	0	0	0	2	0	0	0	280	
Apr 02	UCLA	"of	4	0	0	0	0	0	0	0	0	0	0	0	0	0	0	2	3	0	259	
Apr 04	at Arizona	"ph/of	3	0	0	0	0	0	0	0	0	0	0	0	0	0	0	0	0	0	263	
Apr 07	at Cal	"of	2	0	1	0	0	0	0	0	0	0	0	0	0	0	0	0	1	0	254	
Apr 08	at Cal	"ph	1	0	0	0	0	0	0	0	0	0	0	0	0	0	0	0	0	0	250	
Apr 09	at Cal	"of	2	0	0	0	0	0	0	0	0	0	0	0	0	0	0	1	0	0	242	
Apr 11	UNLV	"of	3	1	0	0	0	0	0	0	0	0	0	0	0	0	2	2	0	0	1231	
Apr 13	WASHINGTON ST.	"ph	1	0	0	0	0	0	0	0	0	0	0	0	0	0	0	0	0	0	227	
Apr 14	WASHINGTON ST.	"of	2	0	1	0	0	0	0	0	0	0	0	0	0	0	0	0	0	0	246	
Apr 15	WASHINGTON ST.	"ph/of	3	2	2	1	0	0	0	0	0	0	0	0	0	0	0	1	0	0	254	
04-18-17	at UNLV	"ph	5	2	3	2	0	0	1	0	0	0	0	0	0	0	0	1	0	0	276	
Apr 21	CSUB	"of	2	0	0	0	0	0	0	0	0	0	0	0	0	0	0	0	0	0	260	
Apr 22	CSUB	"dh	1	0	0	0	0	0	0	0	0	0	0	0	0	0	0	0	0	0	287	
Apr 23	CSUB	"dh	4	1	1	3	0	0	0	0	0	0	0	0	0	1	0	0	0	0	286	
Apr 24	at Oregon	"of	4	0	0	0	0	0	0	0	0	0	0	0	0	0	0	0	0	0	280	
Apr 29	at Oregon	"of	4	0	0	0	0	0	0	0	0	0	0	0	0	0	0	0	1	0	272	
Apr 30	at Oregon	"of/of	4	1	2	1	0	0	1	0	0	0	0	0	0	0	0	0	0	0	281	
May 05	STANFORD	"of	4	0	0	0	0	0	0	0	0	0	0	0	0	0	2	4	0	0	278	
May 06	STANFORD	"of	4	1	1	2	0	0	0	0	0	0	0	0	0	0	0	0	0	0	279	
May 07	STANFORD	"of	4	2	3	0	0	0	0	0	0	0	0	0	0	0	0	1	4	0	278	
May 09	at Arizona	"of	1	3	1	0	0	0	0	2	1	1	0	0	0	0	0	0	3	3	0	269
Totals		32gs	112	21	33	20	2	3	4	13	4	0	1	0	0	2	2	31	33	0	3	269



Gage Canning

#12
OF

Sophomore - 5'11 - 178
Bats/Throws: L/R
Ramona, Calif.
Ramona

2017 Season-High.....	Statistic.....	Career-High.....
4 vs. CSUB (4/21).....	Hits	4, twice, last vs. CSUB (4/21/17)
4 vs. WSU (4/13).....	RBI	4 vs. WSU (4/13/17)
2, 6x, last vs. WSU (4/13).....	RS	2, many, last vs. WSU (4/13/17)

2017

Date	Opponent	Pow	AB	B	H	BI	2B	3B	HR	BB	CS	HBP	SAC	FP	GDP	K	PO	A	E	Avg	
Feb 17	NORTHWESTERN-1	"of	3	0	0	0	0	0	0	0	0	0	0	0	0	0	2	3	0	333	
Feb 18	NORTHWESTERN-2	"of	3	0	0	0	0	0	0	0	0	0	0	0	0	0	2	3	0	333	
Feb 18	NORTHWESTERN	"of	1	1	1	1	0	0	0	0	0	0	0	0	0	0	2	3	0	250	
Feb 24	at CALIFORNIA STATE	"of	2	2	0	0	0	0	0	0	0	0	0	0	0	0	2	3	0	273	
Feb 24	at TCU	"of	1	0	0	0	0	0	0	0	0	0	0	0	0	0	2	3	0	250	
Feb 26	at TCU	"of	0	0	0	0	0	0	0	0	0	0	0	0	0	0	2	3	0	345	
Feb 26	NEW MEXICO STATE	"of	3	0	0	0	0	0	0	0	0	0	2	0	0	0	0	0	0	345	
Mar 03	LOVELA MARYMOUNT	"of	3	1	1	0	0	0	0	0	0	0	0	0	0	0	1	1	3	289	
Mar 03	LOVELA MARYMOUNT	"of	3	1	1	0	0	0	0	0	0	0	0	0	0	0	0	0	0	289	
Mar 05	LOVELA MARYMOUNT	"of	4	0	0	0	0	0	0	0	0	0	0	0	0	0	0	0	0	311	
Mar 05	STATE FULLETT	"of	4	0	0	0	0	0	0	0	0	0	0	0	0	0	0	0	0	311	
Mar 08	CAL STATE FULLERT	"of	4	1	1	2	1	0	0	0	0	0	0	0	0	0	0	4	4	288	
Mar 08	CAL STATE FULLERT	"of	4	1	1	2	1	0	0	0	0	0	0	0	0	0	0	4	4	288	
Mar 11	LONG BEACH STATE	"of	1	1	1	0	0	0	0	0	0	0	0	0	0	0	1	3	0	311	
Mar 11	LONG BEACH STATE	"of	4	0	0	0	0	0	0	0	0	0	0	0	0	0	0	0	0	311	
Mar 16	OREGON STATE	"of	4	0	0	0	0	0	0	0	0	0	0	0	0	0	0	0	0	290	
Mar 16	OREGON STATE	"of	4	0	0	0	0	0	0	0	0	0	0	0	0	0	0	0	0	290	
Mar 18	OREGON STATE	"of	4	0	0	0	0	0	0	0	0	0	0	0	0	0	2	0	0	276	
Mar 24	at USC	"of	4	0	0	0	0	0	0	0	0	0	0	0	0	0	0	0	0	259	
Mar 24	at USC	"of	4	1	1	1	0	0	0	0	0	0	0	0	0	0	0	0	0	259	
Mar 28	UNLV	"of	3	0	0	2	0	1	0	0	0	0	0	0	0	0	0	0	0	261	
Apr 01	at UCLA	"of	3	0	0	0	0	0	0	0	0	0	0	0	0	0	0	0	0	271	
Apr 01	at UCLA	"of	3	0	0	0	0	0	0	0	0	0	0	0	0	0	1	2	0	273	
Apr 04	at Arizona	"of	4	0	0	0	0	0	0	0	0	0	0	0	0	0	0	0	0	286	
Apr 06	at Cal	"of	4	0	0	0	0	0	0	0	0	0	0	0	0	0	0	0	0	301	
Apr 06	at Cal	"of	4	0	0	0	0	0	0	0	0	0	0	0	0	0	0	0	0	301	
Apr 11	UNLV	"of	4	1	1	1	0	0	0	0	0	0	0	0	0	0	0	0	0	306	
Apr 14	WASHINGTON ST.	"of	4	1	1	0	0	0	0	0	0	0	0	0	0	0	0	0	0	308	
Apr 14	WASHINGTON ST.	"of	4	0													0	6	0	311	
04-15-17	at UNLV	"of	5	1	4	2	1	1	0	0	0	0	0	0	0	0	2	0	0	321	
Apr 22	CSUB	"of	1	3	2	0	0	0	1	0	0	0	0	0	0	0	0	0	0	340	
Apr 28	at Oregon	"of	4	0	0	0	0	0	0	0	0	0	0	0	0	0	2	4	0	350	
Apr 30	at Oregon	"of	3	0	0	0	0	0	0	0	0	0	0	0	0	0	0	0	0	348	
May 03	STANFORD	"of	1	0	0	0	0	0	1	0	0	0	0	0	0	0	0	0	0	346	
May 05	STANFORD	"of	1	0	0	0	0	0	0	0	0	0	0	0	0	0	0	0	0	345	
May 07	STANFORD	"of	1	0	0	0	0	0	0	0	0	0	0	0	0	0	0	0	0	345	
May 09	at Arizona	"of	4	0	0	0	0	0	0	0	0	0	0	0	0	0	0	0	0	341	
			400	180	33	62	26	10	0	62	2	0	1	0	0	0	26	100	0	0	341

Career Year-by-Year

Year	avg	gp-gs	ab	r	h	2b	3b	hr	rbi	bb	so	sb-att
2016	.269	57-55	197	28	53	6	6	3	26	13	66	10-14

Five -Time NCAA Champions (1965, 1967, 1969, 1977, 1981) | 22 College World Series Appearances | 21 Conference Championships
123 All-Americans | 14 National Players of the Year | 10 College Baseball Hall of Fame Members
414 Major League Baseball Draft Picks | 108 Major Leaguers | 49 Major League Baseball First-Round Draft Picks

PLAYER BIOS



#40

#37


OF

[illegible]

Year	era	w-l	app	gs	cg	sho	sv	lp	h	r	er	bb	so
2014	2.82	2-1	20	0	0	0/0	1	22.1	24	10	7	4	28
2015	3.26	1-1	18	0	0	0/0	0	30.1	26	14	11	15	28
2016	2.95	6-2	23	3	0	0/1	10	76.1	50	28	25	36	73
2017	4.17	1-3	14	5	1	0/1	3	41.0	39	22	19	26	30
TOTAL	3.28	10-7	75	8	1	0/2	14	170.0	139	74	62	81	159

2017 Sun Devil Baseball

PLAYER BIOS



Sam Ferri #9 C


Freshman - 5'11 - 185
Bats/Throws: R/R
Norridge, Ill.
Notre Dame College Prep

2017 Season-High.....Statistic.....Career-High
1, 6x, last at Cal (4/7)..... Hits 1, 6x, last at Cal (4/7/17)
2, twice, last at Cal (4/7)..... RBI 2, twice, last at Cal (4/7/17)
1, 4x, last at USC (3/26)..... RS 1, 4x, last at USC (3/26/17)

2017

Date	Opponent	Pos	AB	R	H	RBI	2B	3B	HR	BB	SB	CS	HBP	SAC	SF	GDP	K	PO	A	E	Avg
Feb 17	NORTHWESTERN-1	c	3	1	1	0	0	0	0	0	0	0	0	0	0	0	0	0	0	0	333
Feb 18	NORTHWESTERN-2	ph/c	1	0	1	0	0	0	0	0	0	0	0	0	0	0	0	0	0	0	500
Feb 21	OKLAHOMA STATE	c	2	0	1	0	0	0	0	0	0	0	0	0	0	0	0	0	0	0	500
Feb 24	at TCU	c	4	0	0	0	0	0	0	0	0	0	0	0	0	0	3	13	0	0	300
Mar 07	CAL STATE FULLERT	c	3	1	1	0	0	0	0	0	0	0	0	0	0	0	0	4	2	1	308
Mar 10	LONG BEACH STATE	c	1	0	0	0	0	0	0	0	0	0	0	0	0	0	0	0	0	0	286
Mar 17	OREGON STATE	c	1	0	0	0	0	0	0	0	0	0	0	0	0	0	0	0	0	0	267
Mar 24	at USC	c	4	1	1	1	0	0	0	0	0	0	0	0	0	0	1	11	2	0	263
Mar 26	at USC	c	0	1	0	0	0	0	0	2	0	0	0	0	0	0	0	2	1	1	263
Apr 02	UCLA	dh	1	0	0	0	0	0	0	0	0	0	0	0	0	0	0	0	0	0	250
Apr 04	at Arizona	ph/c	2	0	0	0	0	0	0	0	0	0	0	0	0	0	0	1	4	0	227
Apr 07	at Cal	c	2	0	1	2	1	0	0	0	0	0	0	0	0	0	0	1	2	0	250
Apr 08	at Cal	c	4	0	0	0	0	0	0	0	0	0	0	0	0	0	0	1	3	1	240
Apr 09	at Cal	c	4	0	0	0	0	0	0	0	0	0	0	0	0	0	0	1	7	2	207
Apr 13	WASHINGTON ST.	dh	3	0	0	0	0	0	0	0	0	0	0	0	0	0	0	0	0	0	188
Apr 14	WASHINGTON ST.	ph	0	0	0	0	0	0	0	0	0	0	0	0	0	0	0	0	0	0	182
Totals			33	4	6	5	2	0	0	3	0	0	0	0	0	0	10	70	11	2	182

Date	Opponent	GS	IP	H	R	ER	BB	SO	2B	3B	HR	WP	BK	HBP	IBB	Score	W-L	Sv	ERA	NP
Apr 23	CSUB		0.2	2	0	0	0	0	0	0	0	0	0	0	0	0-1	0-0	0	0.00	16
Apr 29	at Oregon		0.1	0	0	0	0	0	0	0	0	0	0	0	0	0-1	0-0	0	0.00	7
Totals		0	1.0	2	0	0	0	0	0	0	0	0	0	0	0	0-2	0-0	0	0.00	23




Jake Godfrey #14 RHP

Junior - 6'3 - 225
Bats/Throws: R/R
New Lenox, Ill.
Providence Catholic

2017 Season-High.....Statistic.....Career-High
4.0 at Arizona (4/4)..... IP 4.0 at Arizona (4/4/17)
4, twice, last at Arizona (4/4)..... SO 4, twice, last at Arizona (4/4/17)
4, twice, last at Arizona (4/4)..... BB 4, twice, last at Arizona (4/4/17)

2017

Date	Opponent	GS	IP	H	R	ER	BB	SO	2B	3B	HR	WP	BK	HBP	IBB	Score	W-L	Sv	ERA	NP
Feb 17	NORTHWESTERN-1		2.1	2	0	0	1	0	0	0	0	0	0	0	0	4-3	1-0	0	0.00	29
Feb 21	OKLAHOMA STATE		0.1	0	0	0	0	0	0	0	0	0	0	0	0	1-0	0-0	0	0.00	3
Feb 24	at TCU		3.0	5	4	4	4	1	0	0	0	0	0	0	0	4-8	1-0	0	6.33	64
Mar 05	LOYOLA MARYMOUN		3.2	5	5	3	3	2	0	0	1	2	0	0	0	5-8	1-0	0	8.60	88
Mar 11	LONG BEACH STATE		1.1	0	0	0	1	0	0	0	0	0	0	0	0	0-1	0-1	1	7.59	21
Mar 12	LONG BEACH STATE		3.2	1	0	0	2	0	0	0	0	0	0	0	0	0-4	0-1	1	5.45	46
Mar 17	OREGON STATE		1.1	5	4	3	2	1	0	0	2	0	0	0	0	1-10	2-1	1	8.89	43
Mar 24	at USC		3.2	3	0	0	2	3	0	0	0	0	0	0	0	4-5	2-1	1	5.58	54
Mar 26	at USC		1.1	0	0	0	1	1	0	0	0	0	0	0	0	0-1	0-1	0	5.24	17
Apr 04	at Arizona		4.0	5	6	5	4	2	0	0	1	0	0	0	0	2-11	2-0	1	6.20	86
Apr 09	at Cal		1.2	0	3	3	1	0	2	0	0	0	0	0	0	1-2	0-1	0	8.61	33
Apr 10	at Cal		1.1	0	0	0	1	0	0	0	0	0	0	0	0	0-1	0-1	0	6.51	1
Apr 28	at Oregon		0.1	0	0	0	0	0	0	0	0	0	0	0	0	0-1	0-1	0	8.75	7
Apr 30	at Oregon		2.1	2	0	0	1	2	0	0	0	0	0	0	0	2-3	2-3	1	8.23	34
May 05	at Stanford		0.2	1	0	0	1	0	0	0	0	0	0	0	0	0-1	0-1	0	6.10	21
Totals		3	31.0	35	23	21	23	23	0	0	1	5	1	5	1	83	112	23	6.10	588



Connor Higgins #11 LHP

Sophomore - 6'5 - 240
Bats/Throws: R/L
Orefield, Penn.
Parkland


2017 Season-High.....Statistic.....Career-High
7.2 vs. Stanford (5/7)..... IP 7.2 vs. Stanford (5/7/17)
6 vs. UNLV (3/28)..... SO 6 vs. UNLV (3/28/17)
2, 3x, last at Oregon (4/29)..... BB 2, twice, last at UNLV (4/18/17)

2017

Date	Opponent	GS	IP	H	R	ER	BB	SO	2B	3B	HR	WP	BK	HBP	IBB	Score	W-L	Sv	ERA	NP
Feb 21	NORTHWESTERN-1		0.0	3	3	3	2	0	0	0	0	0	0	0	0	0-10	0-0	0	599.00	11
Feb 23	NEW MEXICO STATE		1.0	1	0	0	1	2	0	0	0	0	0	0	0	12-5	0-0	0	27.00	23
Mar 07	CAL STATE FULLERT		0.1	2	1	1	1	0	0	0	0	0	0	0	0	0-10	0-0	0	77.00	18
Mar 12	LONG BEACH STATE		1.1	2	0	0	0	3	1	0	0	0	0	0	0	0-5	0-0	0	13.50	18
Mar 16	OREGON STATE		0.2	0	0	0	0	0	0	0	0	0	0	0	0	0-2	0-0	1	10.80	8
Mar 24	at USC		1.2	3	1	0	1	1	0	0	0	0	0	0	0	1-4	0-1	1	7.20	35
Mar 26	at USC		4.2	0	0	0	1	8	0	0	0	0	0	0	0	0-5	1-1	1	3.72	45
Apr 01	UCLA		0.2	1	1	1	0	0	2	0	0	0	0	0	0	0-1	0-1	1	4.35	13
Apr 09	at Cal		3.2	4	5	5	2	2	0	0	1	0	0	0	0	2-10	2-1	1	8.43	44
Apr 13	WASHINGTON ST.		3.1	2	0	0	0	4	0	0	0	0	0	0	0	0-4	0-0	1	7.50	49
Apr 18-17	at UNLV		0.0	3	2	2	2	0	0	0	0	0	0	0	0	2-12	13	2	8.23	14
Apr 22	CSUB		1.1	1	0	0	0	1	0	0	0	0	0	0	0	0-2	0-0	3	5.45	26
Apr 28	at Oregon		1.2	3	0	0	1	1	0	0	0	0	0	0	0	0-3	0-1	3	5.31	22
May 07	STANFORD		7.2	8	2	1	1	4	0	0	0	0	0	0	0	0-8	3	3	4.10	107
Totals		0	28.0	34	15	13	11	24	3	0	1	1	1	1	1	3	94	3	7.48	588

Career Year-by-Year

Year	era	w-l	app	gs	cg	sho	sv	ip	h	r	er	bb	so
2016	4.97	0-0	13	0	0	0/0	0	12.2	20	7	7	4	10
2017	4.18	3-2	14	0	0	0/0	3	28.0	34	15	13	11	24
TOTAL	4.43	3-2	27	0	0	0/0	3	40.2	54	22	20	15	34



Ryan Hingst #17 RHP

Junior - 6'4 - 200
Bats/Throws: R/R
El Paso, Texas
Franklin


2017 Season-High.....Statistic.....Career-High
6.0 vs. Northwestern (2/17)..... IP 9.0 vs. Utah (3/25/16)
5 at UNLV (4/18)..... SO 9 vs. Utah (3/25/16)
5 at TCU (2/25)..... BB 5 at TCU (2/25/17)

2017

Date	Opponent	GS	IP	H	R	ER	BB	SO	2B	3B	HR	WP	BK	HBP	IBB	Score	W-L	Sv	ERA	NP
Feb 17	NORTHWESTERN-1		4.0	1	3	3	2	3	0	0	0	0	0	0	0	4-3	0-0	0	0.00	79
Feb 25	TCU		3.2	4	4	4	5	4	1	0	1	0	0	0	0	4-0	0-1	0	4.70	88
Mar 05	LOYOLA MARYMOUN		0.1	1	0	0	0	1	0	0	0	0	0	0	0	0-1	0-1	0	4.50	5
Mar 09	LOYOLA MARYMOUN		2.2	0	0	0	0	0	0	0	0	0	0	0	0	0-0	0-1	0	0.00	16
Mar 11	LONG BEACH STATE		3.1	1	1	1	1	2	0	0	0	0	0	0	0	2-10	0-1	0	3.16	55
Mar 12	LONG BEACH STATE		0.1	0	0	0	0	0	0	0	0	0	0	0	0	0-1	0-1	0	3.28	5
Mar 17	OREGON STATE		2.0	4	3	2	1	1	0	0	0	0	0	0	0	0-5	0-1	0	4.70	42
Mar 24	at USC		1.1	2	0	0	0	1	0	0	0	0	0	0	0	0-2	0-1	0	4.32	21
Mar 26	at USC		0.1	0	0	0	0	0	0	0	0	0	0	0	0	0-0	0-1	0	1.23	11
Apr 01	UCLA		1.0	1	0	0	1	0	0	0	0	0	0	0	0	0-5	0-1	0	4.00	24
Apr 02	UCLA		1.2	3	3	3	2	1	1	0	1	0	0	0	0	0-17	0-1	0	5.03	39
Apr 04	at Arizona		2.0	3	3	3	1	3	0	0	1	0	0	0	0	2-11	0-1	0	5.82	46
Apr 09	at Cal		0.2	1	0	0	1	0	0	0	0	0	0	0	0	0-10	0-1	0	10.7	1
Apr 11	WASHINGTON ST.		2.2	1	0	0	1	0	0	0	0	0	0	0	0	0-1	0-1	0	10.7	1
Apr 18-17	at UNLV		2.0	1	2	2	1	5	1	0	0	0	0	0	0	0-12	13	1-1	6.00	43
Apr 22	CSUB		0.1	1	2	2	1	0	0	0	0	0	0	0	0	0-9	0-1	0	8.58	10
Apr 30	at Oregon		0.2	1	0	0	1	1	0	0	0	0	0	0	0	0-3	1-1	0	5.43	16
May 05	STANFORD		0.7	7	5	4	3	3	1	0	2	0	0	0	0	0-20	1-1	0	8.35	18

2017 Sun Devil Baseball

PLAYER BIOS




Taylor Lane #47 INF

Junior - 6'4 - 205
Bats/Throws: R/R
Chesapeake, Virg.
IMG

2017 Season-High.....Statistic.....Career-High
3, twice, last vs. CSUB (4/21)..... Hits 3, twice, last vs. CSUB (4/21/17)
2 at Oregon (4/29)..... RBI..... 2 at Oregon (4/29/17)
2, twice, last at Arizona (5/9)..... RS..... 2, twice, last at Arizona (5/9/17)

2017

Date	Opponent	Pos	AB	R	H	RBI	2B	3B	HR	BB	SB	CS	HBP	SAC	SF	GDP	K	PO	A	E	Avg
Feb 17	NORTHWESTERN-2	*1b	4	0	2	0	0	0	0	0	0	0	0	0	0	0	1	13	0	0	.500
Feb 18	NORTHWESTERN	*3b	3	1	0	0	0	0	0	0	0	0	0	0	0	0	0	0	0	0	.286
Feb 21	OKLAHOMA STATE	*3b/1b	4	0	0	0	0	0	0	0	0	0	0	0	0	0	1	2	3	0	.182
Feb 25	at TCU	*1b/3b	4	0	1	0	0	0	0	0	0	0	0	0	0	0	0	1	2	0	.200
Feb 26	at TCU	*1b/3b	2	1	1	0	0	0	0	0	0	0	0	0	0	0	0	8	0	0	.235
Feb 28	NEW MEXICO STATE	*3b	3	1	2	1	0	0	0	0	0	0	0	0	0	0	0	1	1	0	.238
Mar 04	LOYOLA MARYMOUN	*1b	4	0	1	0	0	0	0	0	0	0	0	0	0	0	0	7	2	0	.240
Mar 07	CAL STATE FULLERT	ph/2b	1	0	0	0	0	0	0	0	0	0	0	0	0	0	0	1	0	0	.231
Mar 08	OKLAHOMA STATE	*3b	1	0	0	0	0	0	0	0	0	0	0	0	0	0	0	1	0	0	.231
Mar 10	LONG BEACH STATE	pr/2b	0	0	0	0	0	0	0	0	0	0	0	0	0	0	0	1	0	0	.222
Mar 11	LONG BEACH STATE	pr/2b	0	0	0	0	0	0	0	0	0	0	0	0	0	0	0	0	0	0	.222
Mar 17	OREGON STATE	ph/3b	1	0	0	0	0	0	0	0	0	0	0	0	0	0	0	0	0	0	.214
Mar 18	OREGON STATE	pr/2b	1	0	0	0	0	0	0	0	0	0	0	0	0	0	0	0	0	0	.207
Mar 24	at USC	*2b	4	0	2	1	0	0	0	0	0	0	0	0	0	0	0	2	1	0	.242
Mar 26	at USC	*3b	1	0	0	0	0	0	0	0	0	0	0	0	0	0	0	0	0	0	.235
Mar 28	UNLV	*3b	3	1	2	1	0	0	0	0	0	0	0	0	0	0	0	1	0	1	.270
Mar 31	UCLA	*3b	3	4	0	2	0	0	0	0	0	0	0	0	0	0	0	4	3	0	.293
Apr 01	UCLA	*3b	4	1	3	1	0	0	0	0	0	0	0	0	0	0	0	2	0	0	.333
Apr 02	UCLA	*3b/ss	3	1	1	0	0	0	0	0	0	0	0	0	0	0	0	1	0	0	.333
Apr 04	at Arizona	*2b	4	0	0	0	0	0	0	0	0	0	0	0	0	0	0	2	0	0	.308
Apr 07	at Cal	*2b	1	0	0	0	0	0	0	0	0	0	0	0	0	0	0	2	0	0	.291
Apr 08	at Cal	*2b	1	0	0	0	0	0	0	0	0	0	0	0	0	0	0	2	0	0	.286
Apr 09	at Cal	*2b/3b	4	0	0	0	0	0	0	0	0	0	0	0	0	0	0	2	2	0	.267
Apr 11	UNLV	*2b	4	0	1	0	0	0	0	0	0	0	0	0	0	0	0	3	1	0	.266
Apr 13	WASHINGTON ST.	*2b	4	0	1	0	0	0	0	0	0	0	0	0	0	0	0	2	0	0	.254
Apr 15	WASHINGTON ST.	*1b/2b	3	1	0	0	0	0	0	0	0	0	0	0	0	0	0	4	1	0	.254
Apr 16-17	at UNLV	*1b/2b	4	0	1	1	0	0	0	0	0	0	0	0	0	0	0	6	1	0	.253
Apr 21	CSUB	*2b	4	1	3	1	0	0	0	0	0	0	0	0	0	0	0	4	5	0	.278
Apr 22	CSUB	*2b	3	0	0	0	0	0	0	0	0	0	0	0	0	0	0	3	4	1	.268
Apr 23	CSUB	*2b	4	0	0	0	0	0	0	0	0	0	0	0	0	0	0	1	0	0	.256
Apr 28	at Oregon	*2b/3b	4	0	1	0	0	0	0	0	0	0	0	0	0	0	0	1	1	0	.270
Apr 29	at Oregon	*2b	4	2	2	2	0	0	0	0	0	0	0	0	0	0	0	1	2	0	.280
Apr 30	at Oregon	*2b	4	1	1	0	0	0	0	0	0	0	0	0	0	0	0	2	2	0	.278
May 05	STANFORD	*c	4	0	1	0	0	0	0	0	0	0	0	0	0	0	0	1	0	0	.287
May 06	STANFORD	*2b	4	1	2	0	0	0	0	0	0	0	0	0	0	0	0	1	3	2	.295
May 07	STANFORD	*1b	5	1	1	0	0	0	0	0	0	0	0	0	0	0	0	10	0	0	.291
May 09	at Arizona	*1b	3	2	1	0	0	0	0	0	0	0	0	0	0	0	0	0	0	0	.292
Totals		31gs	113	16	33	9	2	1	2	8	4	2	1	1	2	3	17	99	60	8	.262



Lyle Lin #27 C

Freshman - 6'1 - 207
Bats/Throws: R/R
Taipei, Taiwan
JSerra Catholic


2017 Season-High.....Statistic.....Career-High
4 at Arizona (5/9)..... Hits 4 at Arizona (5/9/17)
2, 8x, last vs. Stanford (5/6)..... RBI..... 2, 8x, last vs. Stanford (5/7/17)
2, 5x, last at Arizona (5/9)..... RS..... 2, 5x, last at Arizona (5/9/17)

2017

Date	Opponent	Pos	AB	R	H	RBI	2B	3B	HR	BB	SB	CS	HBP	SAC	SF	GDP	K	PO	A	E	Avg
Feb 17	NORTHWESTERN-1	*1b	4	0	2	2	1	0	0	0	0	0	0	0	0	0	1	8	0	0	.500
Feb 17	NORTHWESTERN-2	*1b	5	0	2	0	0	0	0	0	0	0	0	0	0	0	1	5	1	0	.444
Feb 18	NORTHWESTERN	*1b	4	0	3	1	1	0	0	0	0	0	0	0	0	0	0	12	0	0	.538
Feb 21	OKLAHOMA STATE	*1b	4	0	0	0	0	0	0	0	0	0	0	0	0	0	0	1	8	0	.000
Feb 24	at TCU	*1b	6	0	3	2	0	0	0	0	0	0	0	0	0	0	0	6	2	0	.476
Feb 25	at TCU	*c/1b	5	0	2	1	0	0	0	0	0	0	0	0	0	0	0	7	4	0	.462
Feb 26	at TCU	*c	4	0	1	0	0	0	0	0	0	0	0	0	0	0	0	1	4	2	.433
Feb 28	NEW MEXICO STATE	*1b	5	2	3	2	0	0	0	0	0	0	0	0	0	0	0	7	7	1	.457
Mar 03	LOYOLA MARYMOUN	*c	3	0	0	0	0	0	0	0	0	0	0	0	0	0	0	5	3	1	.421
Mar 04	LOYOLA MARYMOUN	*c	4	0	2	1	1	0	0	0	0	0	0	0	0	0	0	2	12	1	.429
Mar 05	LOYOLA MARYMOUN	*c/1b	4	1	2	2	0	0	0	0	0	0	0	0	0	0	0	5	3	0	.435
Mar 07	CAL STATE FULLERT	*1b/c	4	1	0	0	0	0	0	0	0	0	0	0	0	0	0	11	0	0	.440
Mar 08	CAL STATE FULLERT	*c/1b	4	2	1	0	0	0	0	0	0	0	0	0	0	0	0	7	7	1	.423
Mar 10	LONG BEACH STATE	*1b	5	0	0	0	0	0	0	0	0	0	0	0	0	0	0	1	12	0	.386
Mar 11	LONG BEACH STATE	*1b	4	0	0	0	0	0	0	0	0	0	0	0	0	0	0	7	1	0	.377
Mar 12	LONG BEACH STATE	*1b	3	2	1	1	0	0	0	0	0	0	0	0	0	0	0	7	1	1	.375
Mar 16	OREGON STATE	*1b	3	0	0	0	0	0	0	0	0	0	0	0	0	0	0	1	12	1	.358
Mar 17	OREGON STATE	*1b	4	0	0	0	0	0	0	0	0	0	0	0	0	0	0	8	0	0	.357
Mar 18	OREGON STATE	*1b	4	0	1	0	0	0	0	0	0	0	0	0	0	0	0	8	0	0	.351
Mar 24	at USC	*1b	3	1	1	0	0	0	0	0	0	0	0	0	0	0	0	2	8	1	.351
Mar 24	at USC	*1b	4	0	1	0	0	0	0	0	0	0	0	0	0	0	0	1	4	0	.358
Mar 26	at USC	*1b	5	0	2	2	0	0	0	0	0	0	0	0	0	0	0	8	0	0	.360
Mar 28	UNLV	*1b	4	0	1	0	0	0	0	0	0	0	0	0	0	0	0	1	13	0	.356
Mar 31	UCLA	*1b	4	0	1	0	0	0	0	0	0	0	0	0	0	0	0	9	0	0	.359
Apr 01	UCLA	*1b	3	1	2	0	0	0	0	0	0	0	0	0	0	0	0	9	0	0	.368
Apr 02	UCLA	*1b	4	1	2	0	0	0	0	0	0	0	0	0	0	0	0	11	0	0	.374
Apr 04	at Arizona	*1b	4	0	0	0	0	0	0	0	0	0	0	0	0	0	0	1	8	0	.360
Apr 07	at Cal	*1b	3	0	1	0	0	0	0	0	0	0	0	0	0	0	0	10	0	0	.368
Apr 08	at Cal	*1b	4	0	0	0	0	0	0	0	0	0	0	0	0	0	0	8	1	0	.364
Apr 09	at Cal	*1b	3	0	0	0	0	0	0	0	0	0	0	0	0	0	0	11	1	0	.354
Apr 11	UNLV	*1b	3	0	1	2	1	0	0	0	0	0	0	0	0	0	0	8	0	0	.353
Apr 13	WASHINGTON ST.	*1b	4	0	1	0	0	0	0	0	0	0	0	0	0	0	0	1	3	1	.350
Apr 14	WASHINGTON ST.	*1b	3	1	0	0	0	0	0	0	0	0	0	0	0	0	0	1	3	0	.358
Apr 15	WASHINGTON ST.	*c	4	1	1	0	0	0	0	0	0	0	0	0	0	0	0	7	0	0	.354
Apr 16-17	at UNLV	*c/1b	2	2	2	0	0	0	0	0	0	0	0	0	0	0	0	9	0	0	.349
Apr 21	CSUB	*1b	4	0	1	0	0	0	0	0	0	0	0	0	0	0	0	12	0	0	.343
Apr 22	CSUB	*1b	4	0	1	0	0	0	0	0	0	0	0	0	0	0	0	9	0	0	.341
Apr 23	CSUB	*1b	4	0	1	0	0	0	0	0	0	0	0	0	0	0	0	9	0	0	.340
Apr 28	at Oregon	*1b	3	0	1	0	0	0	0	0	0	0	0	0	0	0	0	6	0	0	.331
Apr 29	at Oregon	*1b	3	0	0	0	0	0	0	0	0	0	0	0	0	0	0	7	1	0	.324
Apr 30	at Oregon	*1b	4	0	0	0	0	0	0	0	0	0	0	0	0	0	0	1	8	0	.308
May 05	STANFORD	*1b	4	0	0	0	0	0	0	0	0	0	0	0	0	0	0	1	8	0	.316
May 06	STANFORD	*1b	3	2	1	2	0	0	0	0	0	0	0	0	0	0	0	0	11	0	.308

2017 Sun Devil Baseball

PLAYER BIOS



Jeremy McCuin

#10
INF

Sophomore - 6'1 - 182
Bats/Throws: S/R
Gilbert, Ariz.
Perry


2017 Season-High.....Statistic.....Career-High
3, twice, last vs. WSU (4/14)..... Hits 3, twice, last vs. WSU (4/14/17)
3 vs. WSU (4/14) RBI 3 vs. WSU (4/14/17)
3 at TCU (2/24) RS 3 at TCU (2/24/17)

2017

Date	Opponent	GS	IP	H	R	ER	BB	SO	2B	3B	HR	WP	BK	HBP	IBB	Score	W-L	Sv	ERA	NP
Feb 17	NORTHWESTERN-1	1	0.0	0	0	0	0	0	0	0	0	0	0	0	0	0-0	0	0	0.00	22
Feb 17	NORTHWESTERN-2	1	0.0	0	0	0	0	0	0	0	0	0	0	0	0	0-0	0	0	0.00	22
Feb 18	NORTHWESTERN-3	1	0.0	0	0	0	0	0	0	0	0	0	0	0	0	0-0	0	0	0.00	22
Feb 21	OKLAHOMA STATE	1	0.0	0	0	0	0	0	0	0	0	0	0	0	0	0-0	0	0	0.00	22
Feb 24	at TCU	1	0.0	0	0	0	0	0	0	0	0	0	0	0	0	0-0	0	0	0.00	22
Feb 25	at TCU	1	0.0	0	0	0	0	0	0	0	0	0	0	0	0	0-0	0	0	0.00	22
Feb 26	at TCU	1	0.0	0	0	0	0	0	0	0	0	0	0	0	0	0-0	0	0	0.00	22
Mar 03	LOYOLA MARYMOUN	1	0.0	0	0	0	0	0	0	0	0	0	0	0	0	0-0	0	0	0.00	22
Mar 04	LOYOLA MARYMOUN	1	0.0	0	0	0	0	0	0	0	0	0	0	0	0	0-0	0	0	0.00	22
Mar 05	LOYOLA MARYMOUN	1	0.0	0	0	0	0	0	0	0	0	0	0	0	0	0-0	0	0	0.00	22
Mar 07	CAL STATE FULLERT	1	0.0	0	0	0	0	0	0	0	0	0	0	0	0	0-0	0	0	0.00	22
Mar 08	CAL STATE FULLERT	1	0.0	0	0	0	0	0	0	0	0	0	0	0	0	0-0	0	0	0.00	22
Mar 10	LONG BEACH STATE	1	0.0	0	0	0	0	0	0	0	0	0	0	0	0	0-0	0	0	0.00	22
Mar 11	LONG BEACH STATE	1	0.0	0	0	0	0	0	0	0	0	0	0	0	0	0-0	0	0	0.00	22
Mar 12	LONG BEACH STATE	1	0.0	0	0	0	0	0	0	0	0	0	0	0	0	0-0	0	0	0.00	22
Mar 16	OREGON STATE	1	0.0	0	0	0	0	0	0	0	0	0	0	0	0	0-0	0	0	0.00	22
Mar 24	at USC	1	0.0	0	0	0	0	0	0	0	0	0	0	0	0	0-0	0	0	0.00	22
Mar 24	at USC	1	0.0	0	0	0	0	0	0	0	0	0	0	0	0	0-0	0	0	0.00	22
Mar 26	at USC	1	0.0	0	0	0	0	0	0	0	0	0	0	0	0	0-0	0	0	0.00	22
Apr 04	at Arizona	1	0.0	0	0	0	0	0	0	0	0	0	0	0	0	0-0	0	0	0.00	22
Apr 07	at Cal	1	0.0	0	0	0	0	0	0	0	0	0	0	0	0	0-0	0	0	0.00	22
Apr 08	at Cal	1	0.0	0	0	0	0	0	0	0	0	0	0	0	0	0-0	0	0	0.00	22
Apr 09	at Cal	1	0.0	0	0	0	0	0	0	0	0	0	0	0	0	0-0	0	0	0.00	22
Apr 11	UNLV	1	0.0	0	0	0	0	0	0	0	0	0	0	0	0	0-0	0	0	0.00	22
Apr 13	WASHINGTON ST.	1	0.0	0	0	0	0	0	0	0	0	0	0	0	0	0-0	0	0	0.00	22
Apr 13	WASHINGTON ST.	1	0.0	0	0	0	0	0	0	0	0	0	0	0	0	0-0	0	0	0.00	22
Apr 15	WASHINGTON ST.	1	0.0	0	0	0	0	0	0	0	0	0	0	0	0	0-0	0	0	0.00	22
Apr 16-17	at UNLV	1	0.0	0	0	0	0	0	0	0	0	0	0	0	0	0-0	0	0	0.00	22
Apr 21	CSUB	1	0.0	0	0	0	0	0	0	0	0	0	0	0	0	0-0	0	0	0.00	22
Apr 22	CSUB	1	0.0	0	0	0	0	0	0	0	0	0	0	0	0	0-0	0	0	0.00	22
Apr 23	CSUB	1	0.0	0	0	0	0	0	0	0	0	0	0	0	0	0-0	0	0	0.00	22
Apr 28	at Oregon	1	0.0	0	0	0	0	0	0	0	0	0	0	0	0	0-0	0	0	0.00	22
Apr 29	at Oregon	1	0.0	0	0	0	0	0	0	0	0	0	0	0	0	0-0	0	0	0.00	22
Apr 30	at Oregon	1	0.0	0	0	0	0	0	0	0	0	0	0	0	0	0-0	0	0	0.00	22
May 05	STANFORD	1	0.0	0	0	0	0	0	0	0	0	0	0	0	0	0-0	0	0	0.00	22
May 06	STANFORD	1	0.0	0	0	0	0	0	0	0	0	0	0	0	0	0-0	0	0	0.00	22
May 07	STANFORD	1	0.0	0	0	0	0	0	0	0	0	0	0	0	0	0-0	0	0	0.00	22
May 08	at Arizona	1	0.0	0	0	0	0	0	0	0	0	0	0	0	0	0-0	0	0	0.00	22
Totals		38	0.0	0	0	0	0	0	0	0	0	0	0	0	0	0-0	0	0	0.00	22

Career Year-by-Year

Year	avg	gp-gs	ab	r	h	2b	3b	hr	rbi	bb	so	sb-att
2016	.163	37-27	92	11	15	4	0	1	7	8	24	0-1
2017	.246	39-38	122	16	30	3	1	2	16	5	32	2-3
TOTAL	.210	76-65	214	27	45	7	1	3	23	13	56	2-4



Chaz Montoya

#3
LHP

Freshman - 6'0 - 160
Bats/Throws: L/L
Glendale, Ariz.
Centennial

2017 Season-High.....Statistic.....Career-High
6.1 vs. UCLA (4/1) IP 6.1 vs. UCLA (4/2/17)
6 at USC (3/25) SO 6 at USC (3/25/17)
5 at Cal (4/8) BB 4 at Cal (4/8/17)

2017

Date	Opponent	GS	IP	H	R	ER	BB	SO	2B	3B	HR	WP	BK	HBP	IBB	Score	W-L	Sv	ERA	NP
Feb 17	NORTHWESTERN-1	0	0.0	0	0	0	0	0	0	0	0	0	0	0	0	0-0	0	0	0.00	16
Feb 21	OKLAHOMA STATE	0	0.0	0	0	0	0	0	0	0	0	0	0	0	0	0-0	0	0	0.00	31
Feb 24	at TCU	0	0.0	0	0	0	0	0	0	0	0	0	0	0	0	0-0	0	0	0.00	29
Feb 26	at TCU	0	0.0	0	0	0	0	0	0	0	0	0	0	0	0	0-0	0	0	0.00	29
Mar 03	LOYOLA MARYMOUN	0	0.0	0	0	0	0	0	0	0	0	0	0	0	0	0-0	0	0	0.00	2
Mar 04	LOYOLA MARYMOUN	0	0.0	0	0	0	0	0	0	0	0	0	0	0	0	0-0	0	0	0.00	5
Mar 05	LOYOLA MARYMOUN	0	0.0	0	0	0	0	0	0	0	0	0	0	0	0	0-0	0	0	0.00	25
Mar 07	CAL STATE FULLERT	0	0.0	0	0	0	0	0	0	0	0	0	0	0	0	0-0	0	0	0.00	11
Mar 10	LONG BEACH STATE	0	0.0	0	0	0	0	0	0	0	0	0	0	0	0	0-0	0	0	0.00	45
Mar 16	OREGON STATE	0	0.0	0	0	0	0	0	0	0	0	0	0	0	0	0-0	0	0	0.00	30
Mar 24	at USC	0	0.0	0	0	0	0	0	0	0	0	0	0	0	0	0-0	0	0	0.00	88
Apr 01	UCLA	0	0.0	0	0	0	0	0	0	0	0	0	0	0	0	0-0	0	0	0.00	74
Apr 08	at Cal	0	0.0	0	0	0	0	0	0	0	0	0	0	0	0	0-0	0	0	0.00	99
Apr 13	WASHINGTON ST.	0	0.0	0	0	0	0	0	0	0	0	0	0	0	0	0-0	0	0	0.00	7
Apr 21	CSUB	0	0.0	0	0	0	0	0	0	0	0	0	0	0	0	0-0	0	0	0.00	107
Apr 30	at Oregon	0	0.0	0	0	0	0	0	0	0	0	0	0	0	0	0-0	0	0	0.00	71
May 09	at Arizona	0	0.0	0	0	0	0	0	0	0	0	0	0	0	0	0-0	0	0	0.00	97
Totals		7	48.0	66	34	32	28	38	12	2	1	5	0	1	2	92-102	4-3	1	6.00	-



James Ryan

#39
RHP

Sophomore - 6'2 - 190
Bats/Throws: R/R
Huntington Beach, Calif.
Marina


2017 Season-High.....Statistic.....Career-High
3.0 vs. Northwestern (2/18) IP 4.0 at Fullerton (4/9/16)
4 vs. Oregon State (3/17) SO 4 vs. Oregon State (3/17/17)
1, twice, last vs. WSU (4/14) BB 2 vs. Oregon (5/7/16)

2017

Date	Opponent	GS	IP	H	R	ER	BB	SO	2B	3B	HR	WP	BK	HBP	IBB	Score	W-L	Sv	ERA	NP
Feb 18	NORTHWESTERN	0	0.0	0	0	0	0	0	0	0	0	0	0	0	0	0-0	0	0	0.00	22
Feb 24	at TCU	1	4.0	4	4	4	0	2	0	0	0	0	0	0	0	13-9	1-0	0	8.31	31
Mar 05	LOYOLA MARYMOUN	1	2.0	1	1	0	0	1	0	0	0	0	0	0	0	5-8	1-0	0	7.94	20
Mar 17	CAL STATE FULLERT	1	0.0	2	2	2	0	0	0	0	0	0	0	0	0	4-10	1-1	0	9.45	8
Mar 17	OREGON STATE	1	3.0	2	2	1	4	1	0	0	0	0	0	0	0	1-10	1-1	0	10.12	39
Apr 02	UCLA	1	2.0	0	0	0	0	0	0	0	0	0	0	0	0	4-17	1-1	0	8.88	20
Apr 09	at Cal	2	0.0	0	0	0	2	0	0	0	0	0	0	0	0	2-10	1-1	0	7.15	25
Apr 14	WASHINGTON ST.	2	2.0	5	3	3	1	3	1	0	0	0	0	0	0	10-7	1-1	0	7.71	45
May 06	STANFORD	1	0.0	1	0	0	0	1	1	0	0	0	0	0	0	8-13	1-1	0	7.20	14
Totals		0	15.0	19	12	12	2	13	4	0	3	0	0	0	0	53-86	1-1	0	7.20	-

Career Year-by-Year

Year	era	w-l	app	gs	cg	sho	sv	ip	h	r	er	bb	so
2016	5.28	0-0	19	1	0	0/0	1	29.0	41	19	17	7	19
2017	7.20	1-1	9	0	0	0/0	0	15.0	19	12	12	2	13
TOTAL	5.93	1-1	28	1	0	0/0	1	44.0	60	31	29	9	32




Grant Schneider

#29
RHP

Junior - 6'3 - 205
Bats/Throws: R/R
Austin, Tex.
Lake Travis

2017 Sun Devil Baseball

PLAYER BIOS



Andrew Snow

#4 INF

Junior - 6'1 - 185
Bats/Throws: R/R
Woodland, Calif.
Jesuit


2017 Season-High.....Statistic.....Career-High
4 vs. NMSU (2/28) Hits 4 vs. NMSU (2/28/17)
3 vs. NMSU (2/28) RBI 4 at Washington State (4/2/16)
2, 3x, last vs. Stanford (5/7) RS 3 vs. New Mexico (4/29/16)

2017

Date	Opponent	Pos	AB	R	H	2B	3B	HR	BB	SO	CS	HBP	SAC	SF	GDP	K	PO	A	E	Avg		
Feb 17	NORTHWESTERN-1	*3b	4	1	2	1	0	0	0	0	0	0	0	0	0	0	1	2	1	500		
Feb 17	NORTHWESTERN-2	*3b	4	1	1	0	0	0	0	0	0	0	0	0	0	0	0	0	0	250		
Feb 18	NORTHWESTERN	ph	1	0	0	0	0	0	0	0	0	0	0	0	0	0	0	0	0	429		
Feb 21	OKLAHOMA STATE	ph/3b	1	0	0	0	0	0	0	0	0	0	0	0	0	0	0	0	0	375		
Feb 24	at TCU	*3b	4	2	1	2	0	0	0	0	0	0	0	0	0	0	0	0	0	333		
Feb 25	at TCU	*3b	3	0	1	0	0	0	0	0	0	0	0	0	0	0	0	0	0	333		
Feb 26	at TCU	*3b	1	0	1	0	0	0	0	0	0	0	0	0	0	0	0	0	0	375		
Feb 28	NEW MEXICO STATE	*2b	1	0	0	0	0	0	0	0	0	0	0	0	0	0	0	0	0	500		
Mar 03	LOYOLA MARYMOUN	*1b	4	0	2	0	1	0	0	0	0	0	0	0	0	0	1	10	0	500		
Mar 04	LOYOLA MARYMOUN	*1b/2b	4	1	0	0	0	0	0	0	0	0	0	0	0	0	1	13	0	429		
Mar 05	LOYOLA MARYMOUN	*1b/2b	4	1	0	0	0	0	0	0	0	0	0	0	0	0	1	13	0	429		
Mar 08	CAL STATE FULLERTON	*1b	3	0	0	0	0	0	0	0	0	0	0	0	0	0	1	3	0	333		
Mar 10	LONG BEACH STATE	ph	1	0	0	0	0	0	0	0	0	0	0	0	0	0	0	0	0	324		
Mar 16	OREGON STATE	ph/2b	3	0	0	0	0	0	0	0	0	0	0	0	0	0	0	0	0	333		
Mar 17	OREGON STATE	*2b	4	0	0	0	0	0	0	0	0	0	0	0	0	0	0	0	0	302		
Mar 18	OREGON STATE	ph/2b	3	0	0	0	0	0	0	0	0	0	0	0	0	0	0	0	0	283		
Mar 19	OREGON STATE	ph/dh	3	0	0	0	0	0	0	0	0	0	0	0	0	0	0	0	0	271		
Mar 24	at USC	ph/1b	1	0	0	0	0	0	0	0	0	0	0	0	0	0	0	0	0	265		
Mar 26	at USC	ph/2b	2	1	1	0	0	0	0	0	0	0	0	0	0	0	0	0	0	275		
Mar 28	UNLV	*2b	3	0	0	0	0	0	0	0	0	0	0	0	0	0	0	0	0	235		
Mar 31	UCLA	*2b	3	0	0	0	0	0	0	0	0	0	0	0	0	0	0	0	0	241		
Apr 01	UCLA	*2b	4	0	0	0	0	0	0	0	0	0	0	0	0	0	0	0	0	242		
Apr 02	UCLA	*2b	4	0	0	0	0	0	0	0	0	0	0	0	0	0	0	0	0	227		
Apr 07	at Cal	ph	1	1	0	0	0	0	0	0	0	0	0	0	0	0	0	0	0	224		
Apr 08	at Cal	ph/2b	3	1	2	0	0	0	0	0	0	0	0	0	0	0	0	0	0	243		
Apr 09	at Cal	ph/2b	1	0	0	0	0	0	0	0	0	0	0	0	0	0	0	0	0	239		
Apr 14	WASHINGTON ST.	*2b	4	1	1	1	0	0	0	0	0	0	0	0	0	0	0	0	0	240		
Apr 15	WASHINGTON ST.	*2b	3	1	1	0	0	0	0	0	0	0	0	0	0	0	0	0	0	244		
04-15-17	at UNLV	*2b	3	1	0	0	0	0	0	0	0	0	0	0	0	0	0	0	0	235		
Apr 29	at Oregon	*dh	1	0	0	0	0	0	0	0	0	0	0	0	0	0	0	0	0	232		
Apr 30	at Oregon	*dh	3	0	0	0	0	0	0	0	0	0	0	0	0	0	0	0	0	224		
May 05	STANFORD	*ss	3	1	1	1	0	0	0	0	0	0	0	0	0	0	0	0	0	227		
May 07	STANFORD	*ss	4	2	2	0	0	0	0	0	0	0	0	0	0	0	0	0	0	239		
May 09	at Arizona	*ss	6	1	1	0	0	0	0	0	0	0	0	0	0	0	0	0	0	238		
Totals			2295	98	18	23	11	7	0	0	11	0	3	2	1	2	4	19	55	44	8	235

Career Year-by-Year

Year	avg	gp-gs	ab	r	h	2b	3b	hr	rbi	bb	so	sb-att
2015	.300	48-40	140	18	42	6	1	2	24	10	31	1-5
2016	.276	54-52	192	24	53	13	0	0	24	16	36	2-4
2017	.235	35-22	98	18	23	7	0	0	11	11	19	0-3
TOTAL	.274	137-114	430	60	118	26	1	2	59	37	86	3-12



Fitz Stadler

#22 RHP

Sophomore - 6'9 - 234
Bats/Throws: R/R
Glenview, Ill.
Glenbrook South


2017 Season-High.....Statistic.....Career-High
3.2 vs. NMSU (2/28) IP 3.2 vs. NMSU (2/28/17)
2, 3x, last vs. Fullerton (3/8) SO 2, 6x, last vs. Fullerton (3/8/17)
1 vs. NMSU (2/28) BB 3 at UCLA (5/21/16)

2017

Date	Opponent	GS	IP	H	R	ER	BB	SO	2B	3B	HR	WP	BK	HBP	IBB	Score	W-L	Sv	ERA	NP
Feb 17	NORTHWESTERN-2		2.2	1	0	0	0	2	0	0	0	0	0	0	0	4-3	0-0	0	0.00	39
Feb 26	at TCU		1.0	2	1	1	0	0	0	0	0	0	0	0	0	2-5	0-0	0	2.45	19
Feb 28	NEW MEXICO STATE		3.2	1	2	2	1	1	0	0	0	0	0	0	0	12-5	1-0	0	3.89	42
Mar 05	LOYOLA MARYMOUN		2.0	1	0	0	0	2	0	0	0	0	0	0	0	5-8	1-0	0	2.89	27
Mar 08	CAL STATE FULLERTON	*	2.0	8	7	4	0	2	1	1	0	1	0	0	0	4-13	1-1	0	5.56	51
Mar 12	LONG BEACH STATE		1.2	1	1	1	0	0	0	0	0	0	0	0	0	8-9	0-1	0	4.85	14
Totals		1	13.0	14	10	9	1	9	1	2	0	1	0	0	0	35-30	1-1	0	4.85	-

Career Year-by-Year

Year	era	w-l	app	gs	cg	sho	sv	ip	h	r	er	bb	so
2016	9.35	0-1	12	1	0	0/0	0	17.1	30	22	18	15	10
2017	4.85	1-1	6	1	0	0/0	0	13.0	14	10	7	1	7
TOTAL	7.42	1-2	18	2	0	0/0	0	30.1	44	32	25	16	17



Reagan Todd

#18 LHP/INF

Redshirt Sophomore - 6'3 - 215
Bats/Throws: L/L
Centennial, Colo.
Regis Jesuit


2017 Season-High.....Statistic.....Career-High
4.0 vs. Stanford (5/6) IP 6.0 vs. UC Davis (3/13/16)
5, twice, last vs. LMU (3/4) SO 4, twice, last vs. LMU (3/4/17)
3 at USC (3/26) BB 4 vs. Washington (4/10/16)

2017

Date	Opponent	GS	IP	H	R	ER	BB	SO	2B	3B	HR	WP	BK	HBP	IBB	Score	W-L	Sv	ERA	NP		
Feb 17	NORTHWESTERN-1		1.1	0	0	0	1	0	0	0	0	0	0	0	0	3-1	0-0	0	0.00	15		
Feb 18	NORTHWESTERN		3.0	2	0	0	0	5	0	0	0	0	0	0	0	6-2	0-0	0	0.00	38		
Feb 24	at TCU		1.0	2	3	3	0	0	0	0	0	0	0	0	0	13-9	0-0	0	5.06	33		
Feb 28	NEW MEXICO STATE		1.2	2	0	0	0	2	1	0	0	0	0	0	0	0	0	0	3.86	25		
Mar 03	LOYOLA MARYMOUN		0.2	1	0	0	0	0	0	0	0	0	0	0	0	2-1	0-0	0	3.52	7		
Mar 04	LOYOLA MARYMOUN		2.0	3	2	2	0	0	0	1	1	0	0	0	0	0	2-3	0-1	0	4.66	33	
Mar 11	LONG BEACH STATE		2.2	2	2	2	2	1	1	0	0	0	0	0	0	0	9-4	1-1	0	5.11	41	
Mar 18	OREGON STATE		3.2	5	1	1	0	1	2	0	0	0	0	0	0	0	0-4	1-1	0	5.14	27	
Mar 26	at USC		3.2	5	3	3	0	1	0	0	0	0	0	0	0	0	4-7	1-2	0	5.60	38	
Apr 02	UCLA	*	1.1	4	6	5	2	1	3	0	0	0	0	0	0	0	0	4-17	1-3	0	7.58	45
Apr 04	at Arizona		1.0	1	0	0	0	1	1	0	0	0	0	0	0	0	2-11	1-3	0	7.20	21	
Apr 07	at Cal		1.1	0	0	0	0	2	1	0	0	0	0	0	0	0	0	0	6.9	13		
Apr 15	WASHINGTON ST.		3.0	1	0	0	0	1	0	0	0	0	0	0	0	0	5-4	2-3	0	5.92	37	
04-15-17	at UNLV		1.2	4	2	2	0	2	0	0	0	0	0	0	0	0	12-13	2-3	0	6.23	35	
Apr 21	CSUB		1.2	0	2	2	0	0	0	0	0	0	0	0	0	0	12-6	2-3	0	5.86	18	
Apr 23	CSUB		1.2	7	2	2	0	2	0	0	0	0	0	0	0	0	6-8	2-4	0	6.14	33	
Apr 30	at Oregon		0.2	1	0	0	0	0	1	0	0	0	0	0	0	0	2-3	2-4	0	6.00	13	
May 06	STANFORD		4.0	4	3	3	1	1	0	0	0	0	0	0	0	0	8-13	2-4	0	6.09	62	
May 09	at Arizona		0.0	2	3	3	1	0	1	0	0	0	0	0	0	0	0	14-13	2-4	0	6.88	12
Totals		1	34.0	43	29	26	15	25	10	1	2	6	0	2	0	0	122-133	2-4	0	6.88	-	

Career Year-by-Year

Year	era	w-l	app	gs	cg	sho	sv	ip	h	r	er	bb	so
2016	6.64	1-4	15	6	0	0/0	0	42.0	53	36	31	20	37
2017	6.88	2-4	19	1	0	0/0	1	34.0	43	29	26	15	25
TOTAL	6.75	3-8	34	7	0	0/0	1	76.0	96	65	57	35	62



Spencer Van Scoyoc

#4

