



ARIZONA STATE SUN DEVIL HOCKEY MEDIA NOTES



X @SunDevilHockey

@SunDevilHockey

f /SunDevilHockey

2024-25 SCHEDULE/RESULTS

Date	Opponent	Network	Time/Result
Oct. 4	at Air Force	FloHockey	W, 8-1
Oct. 5	at Air Force	FloHockey	L, 3-4 (OT)
Oct. 11	vs. #10 Michigan	NCHC.tv	L, 1-4 (EN)
Oct. 12	vs. #10 Michigan	NCHC.tv	T, 3-3 (OT)
Oct. 18	at #14 Providence	ESPN+	L, 1-4 (EN)
Oct. 19	at #14 Providence	ESPN+	L, 1-2
Oct. 25	at Northern Michigan	Midco	W, 3-1 (EN)
Oct. 26	at Northern Michigan	Midco	W, 2-0 (EN)
Nov. 8	at #8 Colorado College*	NCHC.tv	L, 3-4 (OT)
Nov. 9	at #8 Colorado College *	NCHC.tv	L, 1-3 (EN)
Nov. 15	vs. Omaha*	NCHC.tv	L, 2-4 (EN)
Nov. 16	vs. Omaha*	NCHC.tv	W, 3-2
Nov. 22	at #1 Denver*	NCHC.tv	W, 3-2
Nov. 23	at #1 Denver*	NCHC.tv	W, 5-2
Dec. 6	vs. Minnesota Duluth*	NCHC.tv	W, 5-3 (EN)
Dec. 7	vs. Minnesota Duluth*	NCHC.tv	W, 3-2 (OT)
Dec. 28	vs. USNTDP (exh)	NCHC.tv	W, 4-3
Dec. 29	vs. USNTDP (exh)	NCHC.tv	W, 1-0
Jan. 3	vs. Robert Morris (DHC)	NCHC.tv	W, 7-3
Jan. 4	vs. #16 Cornell DHC)	NCHC.tv	W, 4-0
Jan. 10	vs. #14 North Dakota*	CBSSN	W, 4-1
Jan. 11	vs. #14 North Dakota*	NCHC.tv	L, 3-4 (OT)
Jan. 17	at #15 St. Cloud State*	NCHC.tv	W, 6-3
Jan. 18	at #15 St. Cloud State*	NCHC.tv	W, 5-3
Jan. 24	vs. #19 Colorado College*	NCHC.tv	W, 4-1
Jan. 25	vs. #19 Colorado College*	NCHC.tv	L, 4-5
Jan. 31	at Miami*	NCHC.tv	W, 7-1
Feb. 1	at Miami*	NCHC.tv	W, 4-1
Feb. 7	vs. #6 Denver*	NCHC.tv	L, 4-5 (OT)
Feb. 8	vs. #6 Denver*	NCHC.tv	W, 6-5 (OT)
Feb. 14	at Minnesota Duluth*	NCHC.tv	6:07 p.m.
Feb. 15	at Minnesota Duluth*	NCHC.tv	5:07 p.m.
Feb. 21	vs. Western Michigan*	NCHC.tv	7:00 p.m.
Feb. 22	vs. Western Michigan*	NCHC.tv	5:00 p.m.
Feb. 28	at Omaha*	NCHC.tv	7:00 p.m.
March 1	at Omaha*	NCHC.tv	6:00 p.m.

March 14-15 NCHC Quarterfinals

March 21-22 NCHC Frozen Faceoff

Times are in MST // * Conference game

Game 29-30 | #10/10 Arizona State at Minnesota Duluth



AMSOIL ARENA
Duluth, MN

Friday, February 14

6:07 p.m. MST

Watch: NCHC.tv

Saturday, February 5

5:07 p.m. MST

Watch: NCHC.tv/Arizona Family Sports



Arizona State Sun Devils
17-10-1 Overall (12-6-0 NCHC)

Listen: Fox Sports 910

Minnesota Duluth Bulldogs
10-15-1 Overall (6-10-0 NCHC)

SCOUTING THE SERIES

Now a proven well-oiled road machine, No. 10 Arizona State ice hockey once again threatens enemy territory at NCHC opponent Minnesota Duluth this weekend, Feb. 14-15. The two game series completes a four game home-and-home series with UMD which started in December. ASU (17-10-1, 12-6-0 NCHC) sets its sights on securing six conference points from UMD (10-15-1, 6-10-0 NCHC) as the all-important conference race stays red hot.

Currently tied in second place in the NCHC standings, ASU looks to create a gap between itself and Omaha in the Penrose Cup chase this weekend while in Duluth. Omaha plays a two-game series at Western Michigan, the current top contender in the conference, this weekend. WMU boasts 40 conference points compared to ASU and Omaha's tied 37. The Sun Devils host the Broncos in two weeks at Mullett Arena before traveling to Omaha to complete the regular season schedule.

HISTORY VS THE BULLDOGS (2-2-0)

Earlier this season, ASU hosted UMD in the final home series of the 2024 calendar year. The two games gave ASU its first home sweep in conference play in program history complete with a 5-3 and 3-2 overtime victories. The wins improved ASU's all-time record vs. UMD to 2-2-0. Before the series in December, the two teams had only met once before during the start of the 2022-23 season. The showdown was UMD's home opener and the Bulldogs came away with a series sweep. The Bulldogs were the last NCHC team that the Sun Devils played in program history (first meeting in 2022).

LAST TIME OUT - SERIES SPLIT WITH #6 DENVER

Last weekend ASU executed a series split with No. 6 Denver to complete the home-and-home series with the Pioneers who are fellow pod members with the Sun Devils. After falling in overtime, 5-4, on Friday night, ASU came back with a big victory in Saturday's overtime to give ASU the edge in the four-game home-and-home series with DU after the Sun Devils already secured the road sweep of the Pioneers at Magness Arena in November. The overtime victory was ASU's 10th overtime win in Mullett Arena. ASU's all-time record in overtime in Mullett Arena is 10-3-4.

ROAD WARRIORS

ASU continues to set a new program record for the longest road winning streak with six consecutive games. This streak is currently active heading into the series at Minnesota Duluth on Feb. 7-8. The previous high was three and reached multiple times over the course of the team's 10-year history. The six-game streak dates back to Nov. 22, 2024 and includes ASU's road sweep over then-No. 1 Denver, then-No. 15 St. Cloud State, and Miami.

HOBEBY BAKER NOMINEES

Three skaters on the Arizona State hockey team, Ryan Kirwan, Noah Beck and Bennett Schimek were named to the Hobey Baker Memorial Award watchlist as announced by the organization in late January.

BE THE TRADITION

Hockey SID: Paige Shacklett
Cell Phone: (970) 946-0748
Email: paige.shacklett@asu.edu
Twitter: @paigeshacklett



2023-24 SUN DEVIL HOCKEY ROSTER

No.	Name	Pos.	S	Ht.	Wt.	Yr.	Hometown (Prev. School)
1	Luke Pavicich	G	L	6-2	195	Sr.	Clarence Center, NY/UMass Lowell (NCAA)/UMass (NCAA)/Kenai River (NAHL)
2	Noah Beck	D	L	6-3	206	Sr.	Richmond Hill, Ontario, Canada/Clarkson (NCAA)/Fargo (USHL)
5	Ty Murchison	D	L	6-2	205	Sr.	Corona, CA/U.S. National U18 Team (USHL)
7	Joel Kjellberg	D	L	6-0	190	Fr.	Nacka, Sweden/Cedar Rapids (USHL)
8	Artem Shlaine	F	L	6-1	185	Gr.	Moskva, Russia/Northern Michigan (NCAA)/UConn (NCAA)/Muskegon (USHL)
9	Anthony Dowd	D	R	5-7	152	So.	Point Pleasant Beach, NJ/ Chicago (USHL)
10	Tucker Ness	D	R	6-3	216	Jr.	Plymouth, MN/Waterloo (USHL)
11	Benji Eckerle	F	L	5-10	181	Gr.	Northville, MI/Tri-City (USHL)
12	Cullen Potter	F	R	5-10	172	Fr.	Minneapolis, MN/U.S. National U-17
13	Hunter Mullett	F	R	6-0	160	Fr.	Hartland, WI/Islanders Hockey Club (NCDL)
14	Ty Jackson	F	L	5-8	157	Gr.	Oakville, ON/Dubuque (USHL)/Northeastern (NCAA)
15	Dylan Jackson	F	R	5-10	166	Gr.	Oakville, ON/Dubuque (USHL)/Northeastern (NCAA)
16	Ethan Szmagaj	D	R	6-0	197	Sr.	Canton, MI/Waterloo (USHL)
18	David Hymovitch	F	R	6-0	177	So.	Phoenix, AZ/Muskegon (USHL)
23	Bennett Schimek	D	R	6-0	192	Jr.	Mendota Heights, MN/Providence (NCAA)/Sioux City (USHL)
25	Kyle Smolen	F	R	5-11	165	So.	Crystal Lake, IL/ Fargo (USHL)
29	Cole Gordon	F	L	6-2	205	So.	Windsor, CO/Minnesota (NAHL)
30	Chase Hamm	G	L	5-9	165	So.	Saskatoon, SK, Canada/Arizona St. (ACHA)
31	Gibson Homer	G	L	6-5	210	R-Jr.	Grand Rapids, MI/Chicago (USHL)
37	Sam Court	D	L	5-10	184	Fr.	Winnipeg, MB, Canada/Sioux City (USHL)
39	Zakari Brice	G	L	5-11	180	Fr.	Fairbanks, AK/New Jersey Jr. Titans (NAHL)
43	Cole Helm	F	L	6-0	195	So.	Dallas, TX/ Dubuque (USHL)
51	Cruz Lucius	F	L	6-0	178	Jr.	Grant, MN/Wisconsin (NCAA)/U.S. National U18
53	Ryan Alexander	F	L	5-10	176	Jr.	Toronto, ON./Fargo (USHL)
61	Lukas Sillinger	F	L	5-11	172	Gr.	Regina, Sask./Penticton (BCHL)/Bemidji State (NCAA)
74	Brasen Boser	D	L	5-11	178	Fr.	Minot, ND/Fargo (USHL)
82	Charlie Schoen	F	R	5-10	160	Jr.	Andover, MN/Sioux City (USHL)
89	Tony Achille	F	L	6-0	175	Fr.	Hingham, MA/ Maine (NAHL)
92	Ryan Kirwan	F	L	6-2	205	Sr.	DeWitt, NY/Penn State (NCAA)/Green Bay (USHL)

Head Coach: Greg Powers
Associate Coach: Alex Hicks
Assistant Coach: Dana Borges
Assistant Coach: Mike Corbett
Director of Operations: Andrew Matheson
Strength & Conditioning Coach: Liane Blyn
Athletic Trainer: Amanda Doyle
Equipment Manager: Corby Antropik
Assistant Equipment Manager: Owen Hixon
Athletic Communications: Paige Shacklett
Sport Admins: Scott Nelson

PRONUNCIATIONS

BORGES: Boar-Jess
BRASEN BOSER: Bray-Sin Bose-ER
ECKERLE: ECK-er-LEE
HOMER: Home-ER
HYMOVITCH: Hi-Mo-VITCH
KIRWAN: Ker-WHEN
KJELLBERG: Shell-berg
PAVICICH: Pav-Uh-Sich
SCHIMEK: Shim-ICK
SCHOEN: Shane
SHLAINE: Shh-LANE
SMOLEN: Ss-MULL-In
SZMAGAJ: SHH-MAG-EE
ZACKARI: Zachary

ROSTER BREAKDOWN

By Position:	Forwards	16
	Defensemen	9
	Goaltenders	4
By Class:	Freshmen	6
	Sophomores	7
	Juniors	6
	Seniors	4
	Graduates	6
By State:	Canada	7
	Minnesota	5
	Michigan	3
	Colorado	2
	New York	2
	Illinois	1
	Alaska	1
	Arizona	1
	California	1
	Massachusetts	1
	New Jersey	1
	North Dakota	1
	Russia	1
	Sweden	1
	Texas	1
	Wisconsin	1

2024-25 Sun Devil Hockey Game Notes

RECORD BREAKDOWN

Overall Record	17-10-1
Home Record	11-5-1
Road Record	9-5-0
Last 5 Games	3-2-0
Last 10 Games	7-3-0
Scoring A Power-Play Goal	12-6-1
Not Scoring A Power-Play Goal	5-4-0
Allowing A Power-Play Goal	5-5-0
Not Allowing A Power-Play Goal	12-4-1
Scoring A Shorthanded Goal	3-1-0
Allowing A Shorthanded Goal	1-1-0
10 Or More Penalties (ASU)	0-0-0
Fewer Than 10 Penalties (ASU)	17-10-1
More Penalties Than Opponent	5-5-0
Fewer Penalties Than Opponent	9-3-0
Same Amount Of Penalties	3-2-1
In One-Goal Games	4-6-0
In Two-Goal Games	4-2-0
In Three-Goal or More Games	9-2-0
In Overtime Games	2-3-1
Scoring 4 or More Goals	12-2-0
Scoring 3 or More Goals	4-3-1
Scoring 2 or Fewer Goals	1-5-0
Allowing 4 or More Goals	1-8-0
Allowing 3 or Fewer Goals	14-2-1
Scoring First Goal Of Game	16-3-0
Opponents Score First	1-7-1
Leading After One Period	9-2-0
Trailing After One Period	1-5-0
Tied After One Period	7-4-1
Scoring First Goal Of Second Period	10-3-0
Leading After Two Periods	12-1-0
Trailing After Two Periods	1-4-0
Tied After Two Periods	3-5-1
Scoring First Goal Of Third Period	15-6-0
Having 10-19 Shots On Goal	0-0-0
Having 20-29 Shots On Goal	10-3-0
Having 30-39 Shots On Goal	4-5-1
Having 40 or More Shots On Goal	3-2-0
Allowing 10-19 Shots On Goal	2-0-0
Allowing 20-29 Shots On Goal	7-5-0
Allowing 30-39 Shots On Goal	7-5-1
Allowing 40 or More Shots On Goal	0-1-0
Outshooting Opponent	9-6-0
Opponent Outshoots ASU	5-3-1
Shots Are Even	0-0-0
October	3-4-1
November	3-3-0
December	2-0-0
January	7-2-0
February	2-1-0
March	0-0-0
First Game of the Series	9-5-0
Second Game of the Series	8-5-1
Fridays	9-5-0
Saturdays	8-5-1
Sundays	0-0-0
Games Following A Win	12-3-0
Games Following A Loss	4-4-1
Games Following A Tie	0-1-0

JERSEY BREAKDOWN



White
(4-3-1)



Maroon
(8-4-0)



Gold
(5-2-0)

TALE OF THE TAPE

Sun Devils		Bulldogs
3.8 (3rd)	Goals Per Game	2.8 (T30th)
2.6 (T21st)	Goals Against Average	3.2 (T48th)
11.6 (T6th)	Shots Percentage	8.5 (50th)
28.7% (2nd)	Power Play	21.3% (T28th)
83.3% (15th)	Penalty Kill	74.4% (T55th)
48.3 (46th)	Faceoff %	49.0 (40th)

2024-25 STAT LEADERS BREAKDOWN

Goals	Ryan Kirwan	19	Penalties	Ty Murchison	17
Assists	Noah Beck	22	PIM	Ty Murchison	42
Points	Kirwan & Schimek	29	PPG	Kirwan & Smolen	5
Shots	Ryan Kirwan	130	SHG	Bennett Schimek	3
Shot %	Artem Shlaine	.227	GWG	Ryan Kirwan	3
BLK	Ty Murchison	68	GAA	Luke Pavicich	2.33
+/-	Anthony Dowd	+14	SV%	Homer & Pavicich	.913

SCORING BREAKDOWN

BY CLASS		CLASS LEADERS	
Class (Players)	Goals - Assists - Points	Player (Class)	Goals - Assists - Points
Freshmen (6)	13 - 24 - 37	Cullen Potter (Fr.)	9 - 7 - 16
Sophomores (7)	13 - 24 - 37	Kyle Smolen (So.)	9 - 15 - 24
Juniors (6)	20 - 29 - 49	Bennett Schimek (Jr.)	12 - 17 - 29
Seniors (4)	17 - 11 - 28	Ryan Kirwan (Sr.)	19 - 10 - 29
Graduates (6)	30 - 77 - 107	Artem Shlaine (Gr.)	10 - 18 - 28
		Lukas Sillinger (Gr.)	7 - 21 - 28

RECORD VS. NCHC

TEAM	2024-25	OVERALL	LAST MEETING
COLORADO COLLEGE	1-3-0	7-5-2	L, 4-5 - Jan. 25, 2025
DENVER	3-1-0	5-10-1	W, 6-5 (OT) - Feb. 8, 2025
MIAMI	2-0-0	2-1-1	W, 4-1 - Feb. 1, 2025
MINNESOTA DULUTH	2-0-0	2-2-0	W, 3-2 (OT) - Dec. 7, 2024
OMAHA	1-1-0	5-7-1	W, 3-2 - Nov. 16, 2024
NORTH DAKOTA	1-1-0	2-1-0	L, 4-3 (OT) - Jan. 11, 2024
ST. CLOUD STATE	2-0-0	2-3-0	W, 5-3 - Jan. 18, 2025
WESTERN MICHIGAN	0-0-0	0-1-1	T, 2-2 - Feb. 4, 2017

NCHC CONFERENCE STANDINGS

TEAM	PTS	CONF. GP	CONF. W-L-T	OW-OL	SW	CONF. GF-GA	GP	OVERALL W-L-T	WIN%	GF-GA
Western Michigan	40	16	13-2-1	2-2	0	58-25	26	20-5-1	.827	94-45
Omaha	37	18	12-5-1	1-0	1	64-46	28	16-11-1	.589	83-70
Arizona State	37	18	12-6-0	2-3	0	72-51	28	17-10-1	.679	105-73
North Dakota	28	16	9-6-1	2-1	1	54-48	27	14-11-2	.574	85-78
Denver	27	16	9-6-1	2-1	0	62-46	28	20-7-1	.750	114-62
Colorado College	24	18	8-9-1	3-1	1	47-52	28	14-13-1	.536	77-77
Minnesota Duluth	19	16	6-10-0	0-1	0	45-54	26	10-15-1	.423	73-84
St. Cloud State	15	18	4-13-1	1-3	0	38-64	28	11-16-1	.464	60-83
Miami	1	16	0-16-0	0-1	0	22-76	26	3-21-2	.173	47-105

SUN DEVIL NOTES

NOTABLES CONTINUED

-- ASU's goals per game (3.8), shots percentage (11.6), and power play (28.7) are all top 10 in the country.

-- ASU tallied the most shots on goal in a period this season during the third frame vs. No. 6 Denver (23) on Saturday night. Previous high was 18 vs. Omaha on Nov. 15, 2024

-- Saturday vs. No. 6 Denver's five goals allowed by ASU ties the most goals allowed this season vs. the five scored by then-No. 19 Colorado College on Jan. 25

-- Denver's opening goal on Saturday at the 3:51 mark was the quickest goal from the start of the game by an ASU opponent this season. The previous high was set by then-No. 8 Colorado College on Nov. 8, 2024

-- ASU's overtime victory on Saturday vs. No. 6 Denver was the first time this season that the Sun Devils won a game after trailing at the end of the second period

-- Saturday vs. No. 6 Denver was the first time that ASU allowed two power play goals in a game since March 1, 2024 vs. Long Island DU tallied the third hat trick against ASU this season. (at Providence, Oct. 18 and vs. Michigan, Oct. 11)

DEVILS GOT DEPTH

Down the second half stretch, the Sun Devils have put their full roster depth with goals scored by skaters up and down the lineup. In three of the last six games, ASU's goals have been scored by different skaters totaling 13 goals in that span. In the same span of the past six games, ASU tallied six goals against No. 6 Denver from five different skaters. Bennett Schimek was the only skater in that game to tally two goals. Two weeks ago in Miami, the Sun Devils tallied seven goals from six different players. In that matchup, Ryan Kirwan was the skater that boasted two goals.

FORWARD OF THE MONTH

Kirwan was dominant in January, tying for the NCAA lead with 11 goals during the month. He tallied 17 points in nine games to start 2025, ranking second in the NCHC and third in the NCAA in January scoring. Kirwan recorded at least a point in eight of his nine January games, with five multi-point games, including a trio of three-point games. The Penn State transfer also scored a goal in six of his nine games, including four multi-goal games. He averaged 1.89 points per game in January, which was third in the NCHC, while his four power play goals led the league last month.

Kirwan opened January by being named MVP of the Desert Hockey Classic after leading ASU to the title with a four-goal, five-point weekend.

That included a hat trick against Robert Morris on Jan. 3, which helped him earn the first of two NCHC Forward of the Week nods during the month. Kirwan helped the Sun Devils to a sweep at St. Cloud State on Jan. 17-18 with a three-goal, four-point weekend, including three points in the series opener and the game-winning goal in the finale. The Hobey Baker Award nominee picked up his second Forward of the Week award after five points against Colorado College, including a career-high-tying four points on Jan. 25 in a 5-4 loss. Kirwan stretched his point streak to five games with two power play goals on Jan. 31 in a win at Miami to close out the month.

Kirwan finished the month with a +9 plus/minus, which tied for third in the NCHC, and fired 35 shots on goal, which was second in the conference in January. His 31.4 shooting percentage was also second in the NCHC. Kirwan now leads the NCHC with 18 goals this season, while his 28 points tie for fourth in the conference.

ARTY - THE TWO WAY CENTER

Shlaine led the NCHC in points through the month of January with 18. His season total rests at 29 heading into the series at Minnesota Duluth. His career season high for points is 32 which he recorded in his first season at Northern Michigan (2022-23).

With four points on Friday night at Miami, Artem Shlaine extended his point scoring streak to seven games, which tied for the second-longest point scoring streak in program history. He boasts 16 points during the streak which is the most points in seven consecutive games by a Sun Devil in program history:

- Artem Shlaine: 16 points - Jan. 10 - 31, 2025
- Robert Mastrosimone: 13 points - Feb. 17 - March 11, 2023
- James Sanchez: 12 points - Oct. 18 - Nov. 29, 2019
- Tim Lovell: 8 points - Jan. 13 - Feb. 10, 2024

The point streak record is held by Josh Doan with nine goals and 16 points from Feb. 4-March 11, 2023.

Shlaine notched four points from one goal and three assists which ties the single game career high he set at St. Cloud only four games ago. Shlaine continued his special teams success in January with one power play goal and two shorthanded. He scored his second shorthanded goal of the year at Miami last Friday night. Both of his lamplighters on Saturday vs. North Dakota were scored on special teams - one on the power play and one shorthanded. There are only four skaters in ASU history who have tallied a shorthanded goal and a power play goal in the

ARIZONA STATE QUICK FACTS

Location.....	Tempe, Ariz.
Enrollment.....	103,000
Nickname.....	Sun Devils
Colors.....	Maroon & Gold
Conference.....	NCHC (Big-12 in other sports)
President.....	Dr. Michael Crow
Athletics Director.....	Graham Rossini
Arena.....	Mullett Arena
Head Coach.....	Greg Powers (17th season)
Associate Coach.....	Alex Hicks (11th season)
Assistant Coach.....	Dana Borges (2nd season)
Assistant Coach.....	Mike Corbett(1st season)
Director of Operations.....	Andrew Matheson (6th season)
Strength & Conditioning Coach.....	Liane Blyn (7th season)
Equipment Manager.....	Corby Antropik (3rd season)
Athletic Trainer.....	Amanda Doyle (1st season)
Powers' Career Record.....	311-188-37
Powers' NCAA Record.....	144-159-24

HEAD COACH GREG POWERS

Coach Powers enters his tenth season as the head coach of the Division I program in 2024-25, and his 17th overall at the helm at ASU. He was a finalist for the 2019 and 2020 Spencer Penrose Award, which is awarded to the Division I Coach of the Year. Coach Powers was also named the 2018-19 Frank Kush Sun Devil Coach of the Year, as voted on by the 26 head coaches at Arizona State. On July 7, 2022, Arizona State University and Greg Powers agreed to a five-year contract extension through the 2026-27 season. In 2023-24, Powers led the Sun Devils to a program record 24 wins on the season. Matthew Kopperud finished as an NCAA statistical leader with 17 power play goals. A true Sun Devil coached by Powers all four years of his NCAA career, Kopperud completed his time at ASU as the fourth-best career power play scorer in NCAA history with 41 through his four years in college. Lukas Sillinger also topped the charts in 2023-24 as he set the ASU program record in single season points (48). In the final year of Oceanside Arena, Powers coached ASU to five-straight wins versus USCHO.com Top-20 opponents for the first time in program history (the previous record for consecutive wins against ranked opponents was three-straight games). In 2021-22, the team boasted three of the top-10 scorers in the nation in Colin Theisen, Matthew Kopperud and Josh Doan. ASU scored 116 goals in 35 games for a 3.31 goals per game average, ranked No. 10 in the country. Under Powers, ASU became the fastest start-up collegiate hockey program to qualify for the postseason in 2018-19. At 21-13-1 and No. 10 in the Pairwise rankings, the Sun Devils made the largest jump in all of NCAA Division I year-to-year up from No. 53 at the end of 2017-18. During the 2013-14 season, Coach Powers helped guide the Sun Devils to their first-ever ACHA Division I National Championship. Himself a Sun Devil, Powers graduated from the Walter Cronkite School of Journalism in 1999 and was inducted into the ASU Hockey Player Hall of Fame in 2009. Collegiately, Greg was a three-time ACHA Division I All-American Goaltender while playing for the Sun Devils under the tutelage of Hall of Fame Head Coach Gene Hammett. The Sun Devils qualified for three national championships during Powers' four-season collegiate career, and he was named Team MVP for the 1996-1997 and 1997-1998 seasons.

SUN DEVIL NOTES CONTINUED

same game (two occurred in 2024-25):

--- Artem Shlaine, vs. No. 14 North Dakota on Jan. 11, 2025 (L, 4-3 OT)

--- Bennett Schimek, vs. Air Force on Oct. 4, 2024 (W, 8-3)

--- Robert Mastrosimone, vs. Michigan Tech on Jan. 6, 2023 (L, 4-2)

--- Josh Maniscalco, vs. Alaska Fairbanks on Nov. 9, 2019 (W, 4-0)

Shlaine recorded his third multi-goal game of the season and fifth of his career in Saturday's game vs. the Fighting Hawks. He set a single game career high on Saturday night at St. Cloud State with four points from one goal and three assists. Three games later, he reached the feat again with a four-point night at then-No. 15 St. Cloud State (1G, 3A).

Shlaine leads the Sun Devils in shot percentage with 22.7 percent. In 22 games played and 29 points this season, Shlaine is over a point per game skater at 1.27 points per game. At the dot, Shlaine is one of the top faceoff specialists in the NCHC. He is eighth in the NCHC for faceoff wins with 243 through 22 games played. He has the most wins in the fewest games among all NCHC skaters. His 55.5 percent success rate ranks 10th in the NCHC.

CAREER MILESTONE WATCH

-- Sillinger reached 150 career points combined in five years between Bemidji State and Arizona State. He is also three games away from his 100th at ASU after surpassing the 150 mark in early January.

-- Shlaine is four games away from 150 in the NCAA

-- Noah Beck reached his 150th NCAA game on Friday night vs. No. 6 Denver

-- Ryan Kirwan is two points away from 100 NCAA career points

-- Bennett Schimek is three games away from his 100th NCAA appearance

POINT PER GAME DAWGS

-- After missing the first six games to a pre-season injury, Artem Shlaine wasted no time in taking up space at the top of ASU's scorers list. The graduate center leads the ASU team in points per game with a 1.27 average through 22 games played (10G, 18A). He notched 18 points in the past 10 games including competition against four ranked teams.

-- Ryan Kirwan boasts a 1.04 points per game average. He boasts six multipoint games this season

-- Bennett Schimek boasts a 1.12 points per game with 29 points through 26 games played (12G, 17A)

-- Lukas Sillinger jumped into the point per

game pool after a four-point series at Miami two weeks ago. The graduate winger boasts a 1.08 point per game average through 26 games played. He had a big three-goal weekend last week vs. No. 6 Denver

SILLINGER SETS RECORDS

On Friday night at Miami, graduate winger Lukas Sillinger notched two assists within three minutes of a five-minute power play to set a new ASU program record for career assists at 69. The fifth-year forward's career includes two seasons at Bemidji State and three at ASU. His combined career stats spanning 162 NCAA games includes 50 goals and 100 assists. Seventy of his 100 career assists occurred at ASU. On Saturday night in Miami, he reached his 100th career assist and 70th at ASU to continue extending his program record.

PUT THE SPECIAL IN SPECIAL TEAMS

ASU has tallied a power play goal in every game but one since the start of the New Year. The streak includes 16 goals with a single game high of four PPG at then-No. 15 St. Cloud State on Jan. 18. The goals were tallied by Lukas Sillinger, Noah Beck, Ty Jackson, and Ryan Kirwan. ASU had success on the power play two weeks ago against the Colorado College Tigers penalty kill which ranked ninth in the NCAA with a 85.9 percent success rate going into the weekend. ASU's power play ranks second in the NCAA, behind only Denver, with a 28.7 percent success rate. On the penalty kill, ASU boasted six-straight games and 19 opponent power play opportunities without allowing the opponent to score a power play goal.

THE TWO HEADED MONSTER

Gibson Homer and Luke Pavichich have created the two-headed monster ideal for the grueling schedule in the best conference in college hockey. Homer and Pavichich both own a .913 save percentage. The duo is one of only two tandem tendies in the country, alongside the netminders of Western Michigan, to both boast save percentages in the top 25 in the NCAA. Pavichich has earned the nod as of late, winning 10 of the last 12 games he appeared in dating back to Nov. 16 vs. Omaha.

JANUARY STARS

Ryan Kirwan's January:

-- Stole the overall season conference lead for goals, tallied the most goals by an NCHC skater in January

-- His 4PPG outpaced all other NCHC skaters in the month of January

-- Tallied four multigoal games in the month of January, including a hat trick against Robert Morris

-- Scored two power play goals within three

minutes at Miami (7-1 win)

-- Set a new single game career high for PPG

-- His 4-point night vs. Colorado College tied his single game high

-- Nominated for the Hobey Baker Memorial Award

-- Tallied the game-winning goal at then-No. 15 St. Cloud State to secure the road series sweep

-- This month Kirwan outpaced his previous season high for points (26) with his 28th point of the year

-- Won the Desert Hockey Classic MVP for a five-point weekend vs. Robert Morris and Cornell (4G, 1A)

-- Scored the most goals per minute of TOI in the NCAA

-- Shot percentage at 22 percent which is highest among top five scorers

Artem Shlaine's January:

-- Shlaine led all NCHC skaters in points tallied in the first month of the year with 18 (5G, 13A)

-- His 13 assists also ranked first in the NCHC

-- His two shorthanded goals (scored vs. North Dakota and at Miami) led all skaters in the NCHC

-- His +11 plus/minus ranked first in the NCHC

-- Led the NCHC in faceoff wins with 93 through nine games played for an average 10.33 wins per game

- Put up a massive month in January with 18 points in 10 games played. He finished +3 three times, scored 2SHG, 1PPG, and 1EN

-With four points on Friday night at Miami, he extended his point scoring streak to seven games, which is tied for the second-longest point scoring streak in program history. The streak ended the next night after Shlaine was stretchered off the ice. He boasts 16 points during the streak which is the most points in seven consecutive games by a Sun Devil in program history:

-- Artem Shlaine: 16 points - Jan. 10 - 31, 2025

-- Robert Mastrosimone: 13 points

-- James Sanchez: 12 points

-- Tim Lovell: 8 points

SMOLEN'S SUCCESS

Kyle Smolen is ASU's swiss army knife. The sophomore forward can compete anywhere in the lineup. He's spent time this season as a second and third line center and filled gaps on the right wing from the first line down to the fourth line. Since the start of 2025, Smolen tallied 12 points in 12 games, blocked 13 shots, won 50 percent of faceoffs taken, and boasted a +6 plus/minus.

GLOVES ARE OFF

#1 Luke Pavicich (Sr., G)

- Appeared in 17 games this season. Had a season-high in saves with 36 at Providence on Oct. 19
- Played in both games at #1 DU. Made 56 saves over the weekend. Saved nearly two goals above average over the expected.
- Won 4 of the last 5 games he's played in, including coming in as relief for Homer on Saturday vs. #6 Denver last weekend
- Won NCHC Goaltender of the Week after performance vs. UMD. Made 68 saves in the series

#2 Noah Beck (Gr., D)

- Nominated for the Hobey Baker Award
- His 22 assists is ranked 3rd in the NCHC
- 3rd-most PPG on team with 4
- 3rd-highest plus/minus on team (+11)
- His 26 points this season is tied 5th all-time in ASU single season history for points by a defenseman. Record is set at 37 (Lovell & B. Pasichnuk)
- Had seventh multipoint game on Saturday at SCSU (1G, 1A)
- On a three-game assist streak (3A)

#5 Ty Murchison (Sr., D)

- Leads the team in blocks with 68 this season. The mark leads all NCHC skaters
- Tallied a massive seven blocks in Saturday night's comeback tie vs. #10 Michigan
- Career single game high for blocks is 9 vs. Boston College on Dec. 31, 2022
- Was the first California native to commit to Sun Devil Hockey in the NCAA DI era
- Named alternate captain for the 2024-25 season

#7 Joel Kjellberg (Fr., D)

- Tallied his first career assist at Air Force in his debut game, Oct. 4.
- Tallied single game high of 2 points at Miami (2A)
- Notched third career assist vs. RMU. Finished as a +3 (career high) in ASU's 7-3 win over the Colonials
- Tied his career high plus/minus in Friday night's game at SCSU (+3)
- Tallied an assist in each game vs. #6 DU (Feb. 7-8)

#8 Artem Shlaine (Gr., C)

- His 10 goals is third-most on ASU team
- He is a 1.27 point per game player which ranks 11th in the NCAA and 2nd in the NCHC
- Set a new career single game high for points on Saturday night at SCSU with four (1G, 3A). He then tied this mark at Miami on Friday night (1G, 3A)
- His shot percentage (.23) is tied 4th in NCHC
- Put up a four-goal weekend at then-No. 1 DU, tallying both game-winning goals on each night. Scored Friday at DU opening goal just 35 seconds into play. Notched the GWG with only 45 seconds left in regulation. Won Forward of the Week after DU series
- First on the team in faceoffs (80 min attempts) with 243 wins to 195 losses for a .555 win percentage (ranks 10th in the NCHC). His 243 wins is 8th in the conference

#9 Anthony Dowd (So., D)

- Leads the team in plus/minus at +14 after a massive +5 game on Saturday vs. #6 DU (single game high)
- Second-highest point scorer in sophomore class
- Only finished as a minus twice this season after competing in all possible games for ASU

#10 Tucker Ness (Jr., D)

- Tallied first assist of the season at #1 DU and second assist of year vs. Robert Morris

#11 Benji Eckerle (Gr., F)

- Took the LSAT this summer and is currently applying to law school. Only hockey player enrolled in Barrett, The Honors College at ASU
- One of only four skaters to play all five years of college hockey at ASU (w/Johnny Walker, Jacob Wilson, and Demetrios Koumontzis)
- Out for the season with a ruptured achilles

#12 Cullen Potter (Fr., F)

- Notched first 2-assist night of NCAA career vs. #6 DU last Friday
- Scored 9th goal of the season at Miami
- Enjoyed a two-point weekend at SCSU (1G, 1A)
- Tallied first career 2-goal night vs. RMU
- Put up single-game high eight shots at #8 CC on Nov. 9

#14 Ty Jackson (Gr., C)

- Put up a three-point weekend vs. UMD (1G, 2A)
- Named alternate captain for 24-25. The first time he has worn a letter in his college hockey career

#15 Dylan Jackson (Gr., F)

- Reached his 100th NCAA game on Friday at Miami
- Out with injury

#16 Ethan Szmagaj (Sr., D)

- Named 13th captain in Sun Devil Hockey history
- Scored his first career SHG vs. CC on Friday night

#18 David Hymovitch (So., F)

- Scored the game-winning goal vs. Omaha on Saturday night, his first goal in his home state
- Scored two goals in the three games (Nov. 9-16)
- The only ASU skater from the state of Arizona

#23 Bennett Schimek (Jr., F)

- Nominated for the Hobey Baker Award
- Scored the game-tying and game-winning goal in 6-5 victory over #6 Denver last Saturday
- On Friday night vs. #6 DU, he also scored the game-tying goal late in the third period
- Had a 4-point weekend at Miami (1G, 3A)
- Tied (with Kirwan) for team lead in points with 29
- Ranked top-5 in NCHC in points and SHG
- Scored his 3rd SHG of the season at Miami
- Tallied three-point game vs. RMU (3A). A single game high for assists
- Tallied first career hat trick at Air Force (game 1)
- Scored two SHG and one PPG in Friday night's win at Air Force

#25 Kyle Smolen (So., F)

- Tied for team lead in PPG with Kirwan at 5
- Leads the ASU sophomore class in points, boasts sixth-most points on the team (24)
- In 2025, he boasts point per game statsheet with 12 points through 12 games
- Went on a six-game point scoring streak (1G, 7A) from Nov. 16-Jan. 3
- Put up his second 2-assist night vs. RMU
- Scored first career shorthanded goal at AF (gm. 1)

#29 Cole Gordon (So., F)

- Came into game with 60 mins warning on Friday night at Miami after pregame injury to Eckerle. Gordon then scored the first goal of the game
- Tallied his first career assist on Friday night at SCSU. Gordon scored four goals before every tallying an apple in NCAA play. That night he finished with two assists.

#31 Gibson Homer (R-Jr., G)

- Added to the Mike Richter Award Watch List.
- Handed then-#14 UND its first road loss in NCHC play on Jan. 10 with 27 saves and only 1 goal against
- Made season-high 36 saves in 5-4 loss to CC
- Made 12 appearances this season. Record of 6-4-1

#37 Sam Court (Fr., D)

- Tallied 2nd career multipoint game (1G, 1A) vs. Cornell on Jan. 4, 2025
- Tallied first career two-point night vs. UMD (1G, 1A)
- Skated in every game so far this season

#51 Cruz Lucius (Jr., F)

- On a four-game point scoring streak with 5 points (2G, 3A)
- Tallied his first goal at Mullett Arena vs. #6 Denver on Feb. 7
- Scored first goal as a Sun Devil on Sat. at Miami
- Debuted in the maroon and gold last weekend vs. then-No. 14 UND.
- Tallied an assist in each game of the UND series

#53 Ryan Alexander (Jr., F)

- Tied for fourth-highest plus/minus (+9) on team
- Has finished even or positive on plus/minus in 15 out of 18 games

#61 Lukas Sillinger (Gr., F)

- Put up a three goal weekend vs. #6 Denver (Feb. 7-8)
- Broke the program record for career ASU assists. Sillinger notched his 69th assist at Miami on Friday night to become the new record holder.
- Notched 40th multipoint game of his career on Friday night at Miami (1G, 1A)
- Fourth-most assists in NCHC (21)
- His 97 career points at ASU lands him as ASU's fourth-highest point scorer in program history
- He went on a five-game point scoring streak which included two points in each game for 10 PTS (3G, 7A) from Jan. 4-18, 2025
- Boasts five two-assist nights this season, including in both games against North Dakota
- Tallied a goal and an assist in each night at SCSU

#74 Brasen Boser (Fr., D)

- Boasts fourth-most blocks in the NCHC (47)
- Scored first collegiate goal on Friday vs. UND
- Notched first career point in Friday vs. Omaha
- Single game high of +3 on Saturday vs. Omaha

#82 Charlie Schoen (So., F)

- Tallied second career three-point night on Saturday vs. CC from two goals and one assist
- He finished Saturday vs. CC as a +3 which also tied a career single game high set at RMU on Dec. 17, 23

#89 Tony Achille (So., F)

- Competed in 10 games this season
- Tony is a childhood cancer survivor (Hotchkin's Lymphoma).

#92 Ryan Kirwan (Sr., F)

- NCHC Forward of the Month (January)
- His 19 goals is tied for lead of the NCHC. The mark is tied fifth in the NCAA
- His 29 PTS is tied for team lead and ties 5th in NCHC
- 1 of 4 ASU players since 2021 to tally 2PPG in game
- Tallied hat trick vs. RMU (second career NCAA)
- 3 of his 4 goals in Desert Hockey Classic were scored within the first or final minute of a period
- Won Desert Hockey Classic MVP (5pts, 4G, +4)
- All of his three goals at NMU were scored within the final five minutes of regulation

STORY SNIPETS

BEST FRIENDS REUNITED

Growing up in Minnesota, Bennett Schimek and Cruz Lucius played hockey together as children and continued to be on the same team through the 2019-20 season. In 2020-21, Schimek went to the USHL's Sioux City Musketeers and Lucius moved onto the USNTDP Juniors. In 2022-23, they both started their collegiate careers - Schimek with Providence and Lucius with Wisconsin. Each did two years with their programs before entering the transfer portal. When the opportunity arose for the duo to reconnect in this next phase of their NCAA careers, they jumped at it.

Lucius was injured to start the 2024-25 season and the pair finally played their first game together on Jan. 10, 2025 in Lucius' debut in maroon and gold vs. North Dakota. The wingers were paired with rookie center Cullen Potter.

"It was special. It was something that we've dreamed about since we were little so it's cool to finally see it happen and get the chance to play with him," said Schimek.

CANCER SURVIVOR

At age 15, Tony was diagnosed with Hodgkin's Lymphoma, a type of cancer that affects the lymphatic system.

When Achille was diagnosed, his life turned upside down. His daily routine was interrupted, and he had to step away, competitively, from the sport he loved the most.

"I had a big lump on the side of my neck," Achille said. "My family and I went to a bunch of doctors, and they all thought it was a swollen lymph node. But the lump stayed on my neck. I went into surgery, and I got the lump removed. About two or three days later, my parents got a phone call."

"[It's] not the phone call that anyone wants to receive. Doctors told them that I had Hodgkin's Lymphoma."

Achille, following his diagnosis, underwent chemotherapy for several months. Keeping busy is what kept Achille sane. His love for hockey persisted throughout his entire journey with the disease. Even though he didn't skate competitively for two years, he skated sparingly on an ice rink near his house. This ice rink was owned by the father of his best friend, Tim Lovell.

Having a strong support system has been a primary motivator for Achille to give back. During quarantine, he and his family found-

ed Mission 16, a website designed to sell merchandise. This merchandise consisted of sweatshirts, t-shirts, and other apparel with the number 16, which is the number Achille used to wear in competition. His family raised over two thousand dollars, and all profits were donated to the Dana-Farber Cancer Institute in Boston, Massachusetts, where Achille underwent his treatment.

"There's always someone in a worse position than you," Achille said. "Going into the hospital every week made me realize that, especially seeing the young kids that were going through the same thing. They were honestly the happiest kids I've ever seen... You couldn't break their spirit."

FROM RUSSIA, WITH LOVE

At 14 years old, Artem Shlaine knew he wanted to pursue a hockey career but opportunities to combine education and hockey didn't exist in his home country of Russia. Determined to take the next step towards his dream, his parents helped him move to Florida alone to play for the South Florida Hockey Academy while the family continued to live in Russia. Almost a year after Shlaine moved to the U.S., his mom and little brother moved to the Minnesota, just in time for Shlaine to also start attending Shattuck St. Mary's. Shlaine began his collegiate career at UConn (2020-22) before transferring to Northern Michigan (2022-24). After a season-ending injury during his senior season, Shlaine entered the portal and landed at ASU who would begin its first season in the NCHC that Fall. After being separated from his parents to pursue his dreams, Shlaine is well aware of the sacrifices his parents made for him and the importance of family:

"(My hockey career) It's been a journey. I never thought when I was growing up in Russia that I was going to play in the U.S., go to college, get a scholarship, all that stuff. At the end of the day, you're thankful to your parents that they sacrificed their own stuff for the well-being of their kids... It's been really tough for my parents, they travel a lot to watch us play and every time they come to a game it's a special moment. I think some kids take it for granted who have always been with their parents," said Shlaine.

FOLLOWING MOM'S FOOTSTEPS

The story is tried and true in hockey - a player grew up watching his dad play hockey and wanted to follow in his footsteps. ASU freshman center Cullen Potter puts a refreshing spin on the hockey legacy story. His mom, Jenny Potter, is a 14-time medalist on the international hockey stage whose U.S. Women's National Team career spanned 15 seasons.

She is one of the most decorated players in the history of women's ice hockey in the United States. Highlighting her career were four appearances in the Olympic Winter Games, including helping Team USA to a gold medal at the 1998 Games in Nagano, Japan. She is one of only three U.S. women's players to compete in four Olympics. Further, her 32 career points (11G, 21A) in Olympic competition are tops in U.S. history and second in the overall Olympic record books. Potter, who also participated in 10 Three/Four Nations Cups during her time with the U.S. Women's National Team, finished her career with 237 points (101G, 136A) in 204 games played. The mastery she displayed on the international stage transitioned with ease from her prolific collegiate career, which included recognition as an All-American in each of her four campaigns. Potter played one season with the University of Minnesota (1998-99) before finishing her final three years with the University of Minnesota Duluth (1999-00/2002-04).

In the NHL Central Scouting Mid-Season report released on Jan. 14, 2025, Potter was ranked 22nd among North American skaters in anticipation of the 2025 NHL Entry Draft.

PROGRAM RECORD - 8 STRAIGHT WINS

After defeating Omaha, 3-2, at home to secure a series split with the Mavericks, ASU turned up the heat on its opponents. ASU traveled to then-No. 1 Denver and secured a series sweep of the Pioneers at Magness Arena. The wins ended DU's 21-game winning streak that dated back to March 2024 and included the Pioneers NCAA championship berth. The Sun Devils handed the Pioneers their first sweep at home since pre-COVID February 2020 after they fell in a series to Minnesota Duluth. In the four years since then, Denver has won two national championships (2022 and 2024). ASU enjoyed an off-weekend after the huge wins in the Mile High City before hosting UMD in the final series before the holiday break. After winning 5-3 on Friday, the Bulldogs pushed Saturday to overtime but the Sun Devils ultimately came out on top, 3-2. Following the holiday break, ASU hosted its sixth annual Desert Hockey Classic, defeating Robert Morris, 7-3, en route to the championship game against then-No. 16 Cornell. The Sun Devils secured back-to-back titles as champions of the classic after shutting down the Big Red with a 4-0 victory and 34-save shutout for Gibson Homer. The Sun Devils reached a new program record at eight consecutive wins with the 4-1 victory over then-No. 15 North Dakota on Friday, Jan. 10. The streak ran from Nov. 16, 2024 through Jan. 10, 2025.

ARIZONA STATE SINGLE-GAME CAREER HIGHS

#1 Luke Pavichich
Saves: 47 (at Providence, 01/27/24)

#2 Noah Beck
Goals: 2 (2 times, last vs. New Hampshire, 10/07/22)
Assists: 3 (2 times, last at Air Force, 10/04/24)
Points: 3 (4 times, last at Air Force, 10/04/24)
Plus/Minus: +3 (3 times, last vs. Robert Morris, 01/03/25)

#5 Ty Murchison
Goals: 2 (at Colorado College, 12/17/21)
Assists: 1 (13 times, last at Miami, 01/31/25)
Points: 2 (at Colorado College, 12/17/21)
Blocks: 9 (vs. Boston College, 12/31/22)

#7 Joel Kjellberg
Assists: 2 (at Miami, 01/31/25)
Points: 2 (at Miami, 01/31/25)
Plus/Minus: 3 (2 times, last at St. Cloud State, 01/17/25)

#8 Artem Shlaine
Goals: 3 (vs. Lake Superior State, 11/10/23)
Assists: 3 (3 times, last at St. Cloud State, 01/18/25)
Points: 4 (at St. Cloud State, 01/18/25 & at Miami, 01/31/25)
Plus/Minus: +4 (vs. Ferris St., 02/17/23)
Short-Handed Goals: 1 (3x, last at Miami, 01/31/25)

#9 Anthony Dowd
Goals: 2 (at Robert Morris, 12/17/23)
Assists: 2 (vs. Stonehill, 11/03/23; vs. Northern Michigan, 10/21/23)
Points: 3 (vs. Stonehill, 11/03/23 and at Robert Morris, 12/17/23)
Plus/Minus: +5 (vs. Denver, 02/08/25)

#10 Tucker Ness
Assists: 1 (4 times, last vs. Robert Morris, 01/03/25)
Points: 1 (4 times, last vs. Robert Morris, 01/03/25)
Plus/minus: +2 (vs. Lindenwood, 02/03/24)

#11 Benji Eckerle
Goals: 1 (17 times, last at St. Cloud State, 01/17/25)
Assists: 2 (at #1 Denver, 11/23/24)
Points: 2 (4 times, last at #1 Denver, 12/23/23)
Plus/Minus: +3 (2 times, last vs. Harvard, 01/05/24)

#12 Cullen Potter
Goals: 2 (vs. Robert Morris, 01/03/25)
Assists: 2 (vs. Denver, 02/07/25)
Points: 2 (3 times, last vs. Denver, 02/07/25)

#14 Ty Jackson
Goals: 1 (31 times, last vs. Denver, 02/07/25)
Assists: 4 (vs. Lindenwood, 02/17/23)
Points: 4 (vs. Lindenwood, 02/17/23)
Plus/Minus: 4 (at UConn, 02/26/22)

#15 Dylan Jackson
Goals: 3 (2 times, last vs. #2 Denver, 11/10/23)
Assists: 2 (5 times, last at Miami, 10/28/23)
Points: 4 (vs. Lindenwood, 02/17/23)

#16 Ethan Szmajaj
Goals: 1 (6 times, last vs. #19 Colorado College, 01/24/25)
Assists: 2 (at Bemidji State, 10/08/22)
Points: 2 (at Bemidji State, 10/08/22)
Blocks: 7 (at New Hampshire, 12/10/22)

#18 David Hymovitch
Goals: 1 (2x, last vs. Omaha, 11/16/24)
Assists: 1 (3x, last vs. Robert Morris, 01/03/25)
Points: 1 (5x, last vs. Robert Morris, 01/03/25)

#23 Bennett Schimek
Goals: 3 (at Air Force, 10/04/24)
Assists: 3 (vs. Robert Morris, 01/03/25)
Points: 4 (2 times, last at Air Force, 10/04/24)

Plus/Minus: +4 (2 times, last at UMass Lowell, 01/26/24)
Shorthanded Goals: 2 (at Air Force, 10/04/24)

#25 Kyle Smolen
Goals: 2 (3x, last at Air Force, 10/04/24)
Assists: 2 (4x, last St. Cloud State, 01/18/25)
Points: 3 (vs. Harvard, 01/05/24)
Plus/Minus: +3 (vs. Robert Morris, 01/03/25)

#29 Cole Gordon
Goals: 1 (6 times, last at Miami, 01/31/25)
Assists: 2 (at #15 St. Cloud State, 01/18/25)
Points: 2 (at #15 St. Cloud State, 01/18/25)

#31 Gibson Homer
Saves: 39 (at Alaska Anchorage, 03/08/24)

#37 Sam Court
Goals: 1 (3x, last at Miami, 02/01/25)
Assists: 1 (7x, last vs. Denver, 01/07/25)
Points: 2 (2x, last vs. Cornell, 01/04/25)
Plus/Minus: +3 (vs. Cornell, 01/04/25)

#43 Cole Helm
Goals: N/A
Assists: 1 (2 times, last at Air Force, 10/04/24)
Points: 1 (2 times, last at Air Force, 10/04/24)

#51 Cruz Lucius
Goals: 2 (4 times)
Assists: 4 (vs. Notre Dame, 01/07/23)
Points: 4 (2 times, last vs. Notre Dame, 01/07/23)
Plus/Minus: +3 (2 times, last at Michigan Tech, 10/20/23)

#53 Ryan Alexander
Goals: 2 (vs. Minnesota, 11/26/22)
Assists: 2 (3 times, last time at #1 Denver, 11/22/24)
Points: 2 (8 times, last time at #1 Denver, 11/22/24)

#61 Lukas Sillinger
Goals: 3 (at Alaska Anchorage, 03/09/24)
Assists: 4 (at Robert Morris, 12/17/23)
Points: 5 (at Robert Morris, 12/17/23)
Plus/Minus: +5 (at Michigan Tech, 03/12/22)

#74 Brasen Boser
Goals: 1 (2x, last at Miami, 02/01/25)
Assists: 1 (2x, last vs. #19 Colorado College, 01/25/25)
Points: 1 (5x, last at Miami, 02/01/25)
Plus/Minus: +3 (vs. Omaha, 11/16/24)

#82 Charlie Schoen
Goals: 2 (2x, last vs. #19 Colorado College, 01/25/25)
Assists: 3 (at Alaska Anchorage, 03/09/24)
Points: 3 (2x, last vs. #19 Colorado College, 01/25/25)
Plus/Minus: 3 (2x, last vs. #19 Colorado College, 01/25/25)

#89 Tony Achille
Goals: N/A
Assists: 1 (3 times, last vs. Lindenwood, 02/03/24)
Points: 1 (3 times, last vs. Lindenwood, 02/03/24)

#92 Ryan Kirwan
Goals: 3 (2x, last vs. Robert Morris, 01/03/25)
Assists: 2 (3 times, last vs. #19 Colorado College, 01/25/25)
Points: 4 (2x, vs. Army, 01/06/24 & #19 Colorado College, 01/25/25)
Plus/Minus: +4 (vs. Minnesota, 12/02/23)
Power Play Goals: 2 (at Miami, 01/31/25)

ARIZONA STATE LAST TIME IT HAPPENED

Won in overtime	vs. #6 Denver (6-5)	Feb. 8, 2025
Lost in overtime	vs. #6 Denver (4-5)	Feb. 7, 2025
Overtime tie	vs. #10 Michigan (3-3)	Oct. 12, 2024
Scored 5 goals	@ #15 St. Cloud State	Jan. 18, 2025
Scored 6 goals	vs. #6 Denver	Feb. 8, 2025
Scored 7+ goals	at Miami (7)	Jan. 31, 2025
Allowed 5+ goals	vs. #6 Denver (5)	Feb. 8, 2025
Shutout on road	@ #4 Minnesota (0-10)	Jan. 21, 2021
Shutout at home	vs. #17 Minnesota State (0-5)	Jan. 14, 2023
Shutout at neutral site	vs. #19 Clarkson (0-3)	Dec. 28, 2018
Had a home shutout	vs. Alaska Anchorage (3-0)	Nov. 19, 2023
Had a road shutout	@ Northern Michigan (2-0)	Oct. 26, 2024
Had a neutral site shutout		
Had a home sweep	vs. Minnesota Duluth*	Dec. 6-7, 2024
Had a road sweep	@ Miami	Jan. 31-Feb. 1, 2025
Swept at home	vs. #18 Cornell	Feb. 24-25, 2023
Swept on the road	@ #8 Colorado College	Nov. 8-9, 2024
Scored a SHG	Artem Shlaine & Bennett Schimek at Miami	Jan. 31, 2025
Allowed a SHG	vs. #10 Michigan	Oct. 11, 2024
Scored 2 PPG's	at Miami (Kirwan 2x)	Jan. 31, 2025
Scored 3 PPG's	@ #15 St. Cloud State (Beck, T. Jackson, Kirwan)	Jan. 18, 2025
Player w/ 2+ PPG's	Ryan Kirwan (2) at Miami	Jan. 31, 2025
	Matthew Kopperud (2) vs. Alaska Fairbanks	Feb. 10, 2024
	Tyler Gratton (2) at Robert Morris	Dec. 17, 2023
	Matthew Kopperud (2) at Robert Morris	Dec. 16, 2023
	Matthew Kopperud (2) vs. New Hampshire	Oct. 16, 2021
	Matthew Kopperud (2) vs. UMass Lowell	Oct. 2, 2021
	Matthew Kopperud (2) vs. #18 Notre Dame	Jan. 10, 2021
Player w/2 SHG	Bennett Schimek at Air Force	Oct. 4, 2024
Player w/PPG & SHG in same game	Artem Shlaine vs. #14 North Dakota (L, 4-3 OT)	Jan. 11, 2025
	Bennett Schimek @ Air Force (W, 8-3)	Oct. 4, 2024
	Robert Mastro Simone vs. Michigan Tech (L, 4-2)	Jan. 6, 2023
	Josh Maniscalco vs. Alaska Fairbanks (W, 4-0)	Nov. 9, 2019
Allowed 2 PPG's	vs. #6 Denver	Feb. 8, 2025
Allowed 3+ PPG's	vs. Robert Morris (3)	Jan. 3, 2025
Acquired 10+ Penalties	@ Alaska (21)	Feb. 23, 2024
Committed 0 Penalties	@ #1 Minnesota	Jan. 4, 2021
Scored a hat trick	Ryan Kirwan vs. Robert Morris	Jan. 3, 2025
Allowed a hat trick	vs. #6 Denver (2PPG, 1ES)	Feb. 8, 2025
	at #14 Providence (2G, 1EN)	Oct. 18, 2024
	vs. #10 Michigan (2G, 1EN)	Oct. 11, 2024
Player had 3 assists	Artem Shlaine (3) @ Miami	Jan. 31, 2025
	Artem Shlaine (3) @ #15 St. Cloud State	Jan. 18, 2025
	Bennett Schimek (3) vs. Robert Morris	Jan. 3, 2025
	Noah Beck (3) at Air Force	Oct. 4, 2024
	Charlie Schoen (3) @Alaska Anchorage	March 9, 2024
	Lukas Sillinger (3) vs. Long Island	March 2, 2024
	Lukas Sillinger (3) at Alaska Fairbanks	Feb. 24, 2024
	Lukas Sillinger (3) vs. Alaska Anchorage	Nov. 17, 2023
	Robert Mastro Simone (3) at Alaska Anchorage	March 3, 2023
	Robert Mastro Simone (3) vs #2 Minnesota	Nov. 26, 2022
	Jack Becker (3) at Colorado College	Dec. 17, 2021
	Josh Doan (3) vs. UMass Lowell	Oct. 2, 2021
	Walker & O'Reilly (3) at #18 Notre Dame	Jan. 10, 2021
Player had 4 assists	Lukas Sillinger (4) at Robert Morris	Dec. 17, 2023
	Tim Lovell (4) at Robert Morris	Dec. 17, 2023
	Ty Jackson (4) vs. Lindenwood	Feb. 17, 2023
Player had 5 assists	Anthony Croston (5) vs. Brown	Dec. 30, 2016
Player had 3 points	Lukas Sillinger (1G, 2A) @ Miami	Jan. 31, 2025
	Ryan Kirwan (2G, 1A) @ #15 St. Cloud State	Jan. 17, 2025
	Ryan Kirwan (3G) vs. Robert Morris	Jan. 3, 2025
	Noah Beck (3A) at Air Force	Oct. 4, 2024
Player had 4 points	Artem Shlaine (1G, 3A) @ Miami	Jan. 31, 2025
	Artem Shlaine (1G, 3A) @ #15 St. Cloud State	Jan. 18, 2025
	Bennett Schimek (3G, 1A) at Air Force	Oct. 4, 2024
	Lukas Sillinger (3G, 1A) @Alaska Anchorage	March 9, 2024
	Tim Lovell (4A) at Robert Morris	Dec. 17, 2023
	Josh Doan (1G, 3A) at Alaska Anchorage	March 3, 2023
	Ty Jackson (4A), Dylan Jackson (2G, 2A)	Feb. 17, 2023
Player had 5 points	Lukas Sillinger (1G, 4A) at Robert Morris	Dec. 17, 2023
	Anthony Croston (5A) vs. Brown	Dec. 30, 2016
Registered 40+ SOG	vs. Omaha (44)	Nov. 16, 2024
Registered 50+ SOG	vs. #6 Denver (55)*	Feb. 8, 2025
Allowed 40+ SOG	vs. #19 Colorado College (41)	Jan. 25, 2025
Allowed 50+ SOG	vs. Boston College (50)	Dec. 30, 2022
Goalie had 30-39 saves	Gibson Homer (31 saves) @ #15 St. Cloud State	Jan. 18, 2025
Goalie had 40+ saves	TJ Semptimphelter vs. Boston College (42)	Dec. 31, 2022
Goalie had 50+ saves	TJ Semptimphelter (53) at #1 Denver	Dec. 2, 2022
Goalie assist	TJ Semptimphelter vs. Harvard	Jan. 5, 2024

*Includes Overtime

2024-25 REGULAR-SEASON HIGHS AND LOWS

Most Goals Scored in a Game	8	at Air Force	Oct. 4, 2024
Most Goals Allowed in a Game	5	vs. #19 Colorado College & #6 Denver	Jan. 25 & Feb. 8, 2025
Most Goals Scored in a Period	4	at Air Force & at #15 St. Cloud State	Oct. 4, 2024/Jan. 18, 2025
Most Goals Allowed in a Period	4	vs. #19 Colorado College	Jan. 25, 2025
Most Shots On Goal in a Game	55*	vs. #6 Denver	Feb. 8, 2025
Most Shots On Goal Allowed in a Game	41	vs. #19 Colorado College	Jan. 25, 2025
Most Shots On Goal in a Period	23	vs. #6 Denver (3rd period)	Feb. 8, 2025
Most Shots On Goal Allowed in a Period	19	at Air Force (2nd period)	Oct. 5, 2024
Fewest Shots On Goal in a Game	24	at Air Force; vs. UND	Oct. 4, 2024; Jan. 11, 2025
Fewest Shots On Goal Allowed in a Game	11	at Miami	Feb. 1, 2025
Fewest Shots On Goal in a Period	4	at AF (2nd) & @ #15 SCSU (1st), #19 CC (1st)	Oct. 4, 24/Jan. 18, 25/Jan. 24, 25
Fewest Shots On Goal Allowed in a Period	3	at NMU (3rd) & @ Miami (2nd)	Oct. 26, 2024/Feb. 1, 2025
Most Saves in a Game	36	Gibson Homer vs. #19 Colorado College Luke Pavich at #14 Providence	Jan. 25, 2025 Oct. 19, 2024
Most PPG in a Game	4	at #15 St. Cloud State (Sillinger, Beck, T. Jackson, Kirwan)	Jan. 18, 2025
Most PPG Allowed in a Game	3	vs. Robert Morris	Jan. 3, 2025
Most PP Opportunities in a Game	8	at #15 St. Cloud State	Jan. 18, 2025
Most ASU Penalties in a Game	8	vs. #14 North Dakota	Jan. 11, 2025
Most SHG in a Game	3	at Air Force (Bennett Schimek 2x, Smolen)	Oct. 4, 2024
Most SHG Allowed in a Game	2	vs. #10 Michigan	Oct. 11, 2024
Longest Undefeated Streak	8	Nov. 16, 2024-Jan. 10, 2025	
Longest Winning Streak	8	Nov. 16, 2024-Jan. 10, 2025	
Longest Home Winning Streak	6	Nov. 16, 2024 - Jan. 10, 2025	
Longest Road Winning Streak	6	Nov. 22-Feb. 1, 2025 (current)	
Longest Winless Streak	5	Oct. 5-19, 2024	
Longest Home Winless Streak	3	Oct. 11-Nov. 15, 2024	
Longest Road Winless Streak	3	Oct. 5-19, 2024	
Longest Winning Streak Against Ranked Teams	4	Nov. 22-Jan. 10 (at #1 Denver, vs. #16 Cornell, vs. #14 North Dakota)	
Quickest Goal from Start of Game (Sun Devils)	:27 (1st)	at Air Force (Bennett Schimek)	Oct. 5, 2024
Quickest Goal from Start of Game (Opp.)	3:51 (1st)	vs. #6 Denver	Feb. 8, 2025
Shortest Time Between Two Goals (Sun Devils)	0:16	vs. #10 Michigan (Beck & Potter)	Oct. 12, 2024
Shortest Time Between Two Goals (Opp.)	1:01	vs. Minnesota Duluth	Dec. 6, 2024
Shortest Time Between Two Goals (Both teams)	:08	vs. #19 Colorado College	Jan. 25, 2025
Largest Margin of Victory	7	at Air Force (8-1)	Oct. 4, 2024
Largest Margin of Defeat	3	vs. #10 Michigan/at #14 Providence	Oct. 11/18, 2024
Largest Crowd at Home	5,354	vs. #10 Michigan	Oct. 12, 2024
Shutouts This Year	2	vs. #16 Cornell (4-0, 34 saves-Homer) at Northern Michigan (2-0, 22 saves-Homer)	Jan. 4, 2025 Oct. 26, 2024
Shutouts Against This Year			
Hat Tricks	2	Ryan Kirwan vs. Robert Morris Bennett Schimek at Air Force	Jan. 3, 2024 Oct. 4, 2024
Hat Tricks Against	3	#10 Michigan (2G, 1EN) #14 Providence (2G, 1EN) #6 Denver (2PPG, 1ES)	Oct. 11, 2024 Oct. 18, 2024 Feb. 8, 2025

*Includes Overtime

OVERALL REGULAR-SEASON HIGHS AND LOWS

Most Goals Scored in a Game	8	vs. Brown at #14/15 Wisconsin vs. Lindenwood at Robert Morris at Air Force	Dec. 30, 2016 Nov. 28, 2020 Feb. 17, 2023 Dec. 17, 2023 Oct. 4, 2024
Most Goals Allowed in a Game	10	at #4 Minnesota at Merrimack	Jan. 21-22, 2021 Jan. 31, 2016
Most Goals Scored in a Period	5	2nd period at Robert Morris 3rd period vs. RIT	Dec. 17, 2023 Jan. 17, 2020
Most Goals Allowed in a Period	6	3rd period at #4 Minnesota	Jan. 22, 2021
Most Shots On Goal in a Game	56	at Robert Morris	Dec. 17, 2023
Most Shots On Goal Allowed in a Game	57	at Quinnipiac at UMass-Lowell at Quinnipiac	Oct. 15, 2015 Jan. 30, 2016 Jan. 27, 2017
Most Shots On Goal in a Period	27	2nd period at Robert Morris	Dec. 17, 2023
Most Shots On Goal Allowed in a Period	28	3rd period at Quinnipiac	Jan. 28, 2017
Fewest Shots On Goal in a Game	11	at #12/14 Wisconsin	Jan. 16, 2021
Fewest Shots On Goal Allowed in a Game	11	at Miami	Feb. 1, 2025
Fewest Shots On Goal in a Period	1	3rd period at Quinnipiac 1st period at Bentley 3rd period vs. Boston College	Jan. 28, 2017 Feb. 8, 2020 Dec. 31, 2022
Fewest Shots On Goal Allowed in a Period	1	1st period vs. Alabama-Huntsville	Nov. 3, 2017
Most Saves in a Game	53	Joey Daccord at Quinnipiac TJ Semptimphelter at #1 Denver	Jan. 28, 2017 Dec. 2, 2022
Most Penalties in a Game	21	at Alaska	Feb. 23, 2024
Most PPG in a Game	5	vs. Omaha	Oct. 27, 2018
Most PPG Allowed in a Game	6	at Notre Dame	Oct. 7, 2016
Most SHG in a Game	3	at Air Force (Bennett Schimek 2x, Smolen)	Oct. 4, 2024
Player with 2 SHG in Single Game	2	Ryan Kirwan at Miami Bennett Schimek at Air Force	Jan. 31, 2025 Oct. 4, 2024
Longest Undefeated Streak	10	Dec. 1, 2023-Jan. 6, 2024	
Longest Winning Streak (Home & Away)	8	Nov. 16, 2024 - Jan. 10, 2025	
Longest Home Winning Streak	10	Oct. 26, 2018 - Feb. 16, 2019 (games at Oceanside Ice Arena)	
Longest Road Winning Streak	6	Nov. 22, 2024-Feb. 1, 2025 (current)	
Longest Winless Streak	16	Nov. 27, 2015 - Jan. 31, 2016	
Longest Home Winless Streak	4	Nov. 4 - Dec. 8, 2017	
Longest Road Winless Streak	17	Nov. 27, 2015 - Oct. 22, 2016	
Quickest Goal from Start of Game (Sun Devils)	0:11	at #13/16 Notre Dame	Dec. 3, 2020
Quickest Goal from Start of Game (Opp.)	0:09	at Holy Cross	Nov. 25, 2016
Shortest Time Between Two Goals (Sun Devils)	0:07	vs. RIT	Jan. 17, 2020
Shortest Time Between Two Goals (Opp.)	0:11	at Penn State	Nov. 18, 2016
Shortest Time Between Two Goals (Both teams)	0:07	vs. #11/12 Denver	Dec. 3, 2021
Largest Margin of Victory	7	at Air Force (8-1)	Oct. 4, 2024
Largest Margin of Defeat	10	at #4 Minnesota at Merrimack	Jan. 21 & 22, 2021 Jan. 31, 2016
Largest Comeback Victory in 2-0 Deficit	5-2, W	vs. Clarkson (down 2-0 in 2nd period)	Dec. 29, 2023
Largest Crowd at Home	5,354	vs. No. 10 Michigan	Oct. 12, 2024
Hat Tricks	11	vs. Southern New Hampshire (Croston) vs. Omaha (Walker, 4) vs. #4 Denver (Walker) vs. Alaska Anchorage (B. Pasichnuk) vs. St. Thomas (Theisen) vs. Long Island (D. Jackson) vs. #2 Denver (D. Jackson) at Robert Morris (Gratton) at Alaska Anchorage (Sillinger - 1st natural) at Air Force (Schimek) vs. Robert Morris (Kirwan)	Jan. 20, 2017 Oct. 27, 2018 Dec. 6, 2019 Feb. 15, 2020 Oct. 30, 2021 March 10, 2023 Nov. 10, 2023 Dec. 17, 2023 March 9, 2024 Oct. 4, 2024 Jan. 3, 2025
Hat Tricks Against (14): at UMass-Lowell (Smith) - Jan. 30, 2016;; at Penn State (Smirnov) - Nov. 18, 2016; vs. Brown (Corcoran) - Dec. 30, 2016; vs. St. Cloud State (Jackson) - Dec. 31, 2016; vs. Boston University (Carpenter) - Jan. 26, 2018; at Wisconsin (Ahcan) - Feb. 21, 2020; at #7 Michigan (Beniers) - Feb. 26, 2021; at Colgate (Young) - Oct. 22, 2021; at Quinnipiac (Chau) - Nov. 13, 2021; vs. #11/12 Denver (Stapley) - Dec. 3, 2021; at #4 Minnesota (McManus, Walker) - Jan. 21, 2021, vs. #10 Michigan - Oct. 11, 2024 (Schifsky); at #14 Providence - Oct. 14, 2024 (Adams); vs. #6 Denver - Feb. 8, 2025 (Harris)			

2024-25 GAME-BY-GAME RESULTS

No.	Date	Opponent	Result	Score	Record	ASU Goal	Opp. Goal	SF-SA	PP/PK
1	Oct. 4	at Air Force	Win	8-4	1-0-0	23^, 15, 23^, 25^, 12, 25^, 23^, 29	26	24-28	2 / 6
2	Oct. 5	at Air Force	Loss	3-4 (OT)	1-1-0	23, 25, 92	64, 26, 64, 26*	35-33	3 / 4
3	Oct. 11	vs. #10 Michigan	Loss	1-4 (EN)	1-2-0	14*	17, 17^, 19*, [17]	36-34	5 / 2
4	Oct. 12	vs. #10 Michigan	Tie	3-3 (OT)	1-2-1	15, 2*, 12	5, 22, 19	31-34	4 / 4
5	Oct. 18	at #14 Providence	Loss	1-4 (EN)	1-3-1	92	19, 19, 10, [19]	28-27	2 / 1
6	Oct. 19	at #14 Providence	Loss	1-2	1-4-1	92	9, 27	32-38	1 / 2
7	Oct. 25	at Northern Michigan	Win	3-1 (EN)	2-4-1	23, 92, [11]	20	40-17	2 / 1
8	Oct. 26	at Northern Michigan	Win	2-0 (EN)	3-4-1	92*, [92]		38-22	6 / 2
9	Nov. 8	at #8 Colorado College	Loss	3-4 (OT)	3-5-1	53, 15, 2*	4*, 24, 27, 2	30-21	3 / 2
10	Nov. 9	at #8 Colorado College	Loss	1-3 (EN)	3-6-1	18	29*, 17, [24]	42-21	3 / 4
11	Nov. 15	vs. Omaha	Loss	2-4 (EN)	3-7-1	14, 9*	29, 24*, 3, [6]	43-23	3 / 3
12	Nov. 16	vs. Omaha	Win	3-2	4-7-1	8, 53, 18	3, 8	44-22	4 / 3
13	Nov. 22	at #1 Denver	Win	3-2	5-7-1	8, 23, 8	15*, 15	30-32	3 / 3
14	Nov. 23	at #1 Denver	Win	5-2	6-7-1	2*, 12, 8, 8, [23]	12, 7	29-28	2 / 1
15	Dec. 6	vs. Minnesota Duluth	Win	5-3 (EN)	7-7-1	14*, 12, 53, 15, [37]	17, 10, 17	38-28	2 / 1
16	Dec. 7	vs. Minnesota Duluth	Win	3-2 (OT)	8-7-1	15, 92, 25	10, 27	35-28	4 / 4
17	Jan. 3	vs. Robert Morris	Win	7-3	9-7-1	92, 92, 12, 12, 11, 82, 92	9, 9, 2	35-25	2 / 6
18	Jan. 4	vs. #16 Cornell	Win	4-0	10-7-1	14, 92, 61, 37*		28-34	4 / 1
19	Jan. 10	vs. #14 North Dakota	Win	4-1	11-7-1	12, 74, 8, 25*	26	31-28	4 / 2
20	Jan. 11	vs. #14 North Dakota	Loss	3-4 (OT)	11-8-1	8^, 23*, 8*	8, 18*, 14, 9	24-36	5 / 6
21	Jan. 17	at #15 St. Cloud State	Win	6-3	12-8-1	12, 92, 61, 11, 25*, [92]	34*, 28, 16	28-33	1 / 4
22	Jan. 18	at #15 St. Cloud State	Win	5-3	13-8-1	61*, 2*, 14*, 92*, 8*	13, 28, 81	25-34	8 / 2
23	Jan. 24	vs. #19 Colorado College	Win	4-1	14-8-1	29, 16^, 15, 25*	9	29-25	2 / 4
24	Jan. 25	vs. #19 Colorado College	Loss	4-5	14-9-1	92*, 92, 82, 82	26, 26, 11, 4, 29	34-41	2 / 4
25	Jan. 31	at Miami	Win	7-1	15-9-1	29, 23^, 92*, 92*, 12, 61, 8^	27	25-21	3 / 3
26	Feb. 1	at Miami	Win	4-1	16-9-1	25*, 37, 74, 51	2	24-11	3 / 2
27	Feb. 7	vs. #6 Denver	Loss	4-5 (OT)	16-10-1	51*, 14, 61, 23	18, 12, 9, 7, 7	27-34	3 / 3
28	Feb. 8	vs. #6 Denver	Win	6-5 (OT)	17-10-1	25, 61, 92, 61, 23, 23	12, 12, 12, 7, 24	55-33	3 / 4

* - Power Play Goal

^ - Shorthanded Goal

[] - Empty Net Goal

\$ - Penalty Shot

CAREER SCORING

Player (Games: ASU; Career)	G-A-Pts. (Career)
Lukas Sillinger (97; 162)	27-70-97 (50-100-150)
Artem Shlaine (22; 146)	10-18-28 (39-70-109)
Ryan Kirwan (28; 128)	19-10-29 (53-45-98)
Ty Jackson (85; 134)	18-41-59 (31-60-91)
Noah Beck (28; 151)	4-22-26 (19-63-82)
Cruz Lucius (10; 80)	2-5-7 (26-49-75)
Bennett Schimek (26; 97)	12-17-29 (31-35-66)
Dylan Jackson (72; 101)	25-21-46 (30-33-63)
Benji Eckerle (141)	17-32-49
Kyle Smolen (64)	16-24-40
Ryan Alexander (84)	17-18-35
Charlie Schoen (55)	12-20-32
Ethan Szmagaj (118)	6-20-26
Ty Murchison (136)	9-13-22
Anthony Dowd (64)	4-18-22
Cullen Potter (26)	9-7-16
Sam Court (28)	3-7-10
Joel Kjellberg (24)	0-9-9
Cole Gordon (56)	6-2-8
Brasen Boser (28)	2-3-5
David Hymovitch (21)	2-3-5
Tucker Ness (53)	0-4-4
Tony Achille (23)	0-3-3
Cole Helm (9)	0-2-2

LAST GOAL SCORED

Player	Opp.	GP Since
Lukas Sillinger	vs. #6 Denver	0
Bennett Schimek	vs. #6 Denver	0
Ryan Kirwan	vs. #6 Denver	0
Kyle Smolen	vs. #6 Denver	0
Ty Jackson	vs. #6 Denver	1
Cruz Lucius	vs. #6 Denver	1
Sam Court	at Miami	2
Brasen Boser	at Miami	2
Cullen Potter	at Miami	3
Cole Gordon	at Miami	3
Artem Shlaine	at Miami	3
Charlie Schoen	vs. #19 Colorado College	4
Dylan Jackson	vs. #19 Colorado College	5
Ethan Szmagaj	vs. #19 Colorado College	5
Noah Beck	at #15 St. Cloud State	6
Benji Eckerle	at #15 St. Cloud State	7
Ryan Alexander	vs. Minnesota Duluth	12
David Hymovitch	vs. Omaha	16
Anthony Dowd	vs. Omaha	17
Ty Murchison	at Robert Morris	46

CURRENT PLAYERS IN THE NHL ENTRY DRAFT

Player (Year)	Team	Round-Pick
Noah Beck ('20)	St. Louis Blues	7th-194th
Cruz Lucius ('22)*	Carolina Hurricanes	4th-124th
	*rights traded to Pittsburgh Penguins	
Ty Murchison ('21)	Philadelphia Flyers	5th-158th
Artem Shlaine ('20)	New Jersey Devils	5th-130th

MULTIPLE-POINT GAMES (SEASON/CAREER)

Player (Games - Season/Career)	Last Time	Record (Season/Career)
Lukas Sillinger (10 / 41)	02/08/25 vs. #6 Denver (2G)	8-1-1 / 29-11-2
Artem Shlaine (8 / 22)	01/31/25 at Mimai (1G, 3A)	6-2-0 / 19-3-0
Ty Jackson (2 / 21)	02/08/25 vs. #6 Denver (2A)	2-0-0 / 19-1-0
Ryan Kirwan (6 / 21)	01/31/25 at Miami (2G)	5-1-0 / 20-1-0
Cruz Lucius (1 / 18)	02/08/25 vs. #6 Denver (2A)	1-0-0 / 18-0-0
Noah Beck (7 / 15)	01/18/25 at #15 St. Cloud State (1G, 1A)	4-2-1 / 7-5-3
Bennett Schimek (7 / 12)	02/08/25 vs. #6 Denver (2G)	6-1-0 / 11-1-0
Kyle Smolen (6 / 9)	01/18/25 at St. Cloud State (2A)	6-0-0 / 8-0-1
Ryan Alexander (2 / 8)	11/22/24 at #1 Denver (2A)	2-0-0 / 6-2-0
Dylan Jackson (3 / 8)	12/07/24 vs. Minnesota Duluth (1G, 1A)	3-0-0 / 7-1-0
Charlie Schoen (1 / 6)	01/25/25 vs. #19 Colorado College (2G, 1A)	0-1-0 / 4-2-0
Benji Eckerle (1 / 4)	11/23/24 at #1 Denver (2A)	1-0-0 / 2-1-1
Anthony Dowd (0 / 3)	12/17/23 at Robert Morris (2G, 1A)	0-0-0 / 3-0-0
Cullen Potter (3 / 3)	02/07/25 vs. #6 Denver (2A)	1-1-1 / 1-1-1
Sam Court (1 / 1)	12/06/24 vs. Minnesota Duluth (1G, 1A)	1-0-0 / 1-0-0
Cole Gordon (1 / 1)	01/17/25 at St. Cloud State (2A)	1-0-0 / 1-0-0
Joel Kjellberg (1 / 1)	01/31/25 at Miami (2A)	1-0-0 / 1-0-0
Ethan Szmagaj (0 / 1)	10/08/22 at Bemidji State (2A)	0-0-0 / 0-1-0

MULTIPLE-GOAL GAMES (SEASON/CAREER)

Player (Games - Season/Career)	Last Time	Record (Season/Career)
Ryan Kirwan (5 / 11)	01/31/25 at Miami (2G)	4-1-0 / 10-1-0
Artem Shlaine (3 / 5)	01/11/25 vs. #14 North Dakota (2G)	2-1-0 / 4-1-0
Lukas Sillinger (1 / 6)	02/08/25 vs. #6 Denver (2G)	1-0-0 / 5-1-0
Bennett Schimek (2 / 4)	02/08/25 vs. #6 Denver (2G)	2-0-0 / 4-0-0
Cruz Lucius (0 / 4)	02/23/24 vs. Penn State (2G)	0-0-0 / 4-0-0
Dylan Jackson (0 / 3)	11/10/23 vs. #2 Denver (3G)	0-0-0 / 3-0-0
Charlie Schoen (1 / 2)	01/25/25 vs. #19 Colorado College (2G)	0-1-0 / 1-1-0
Kyle Smolen (1 / 2)	10/04/24 at Air Force (2G)	1-0-0 / 2-0-0
Noah Beck (0 / 2)	10/07/24 vs. New Hampshire (2G)	0-0-0 / 0-1-1
Cullen Potter (1 / 1)	01/03/25 vs. Robert Morris (2G)	1-0-0 / 1-0-0
Anthony Dowd (0 / 1)	12/17/23 at Robert Morris (2G)	0-0-0 / 1-0-0
Ryan Alexander (0 / 1)	11/26/22 vs. No. 2 Minnesota (2G)	0-0-0 / 1-0-0

THREE-PLUS POINT GAMES (SEASON/CAREER)

Player (Games - Season/Career)	Last Time	Record (Season/Career)
Lukas Sillinger (0 / 10)	03/09/24 at Alaska Anchorage(3G, 1A)	0-0-0 / 10-0-0
Ryan Kirwan (3 / 6)	01/25/25 vs. #19 Colorado College (2G, 2A)	2-1-0 / 5-1-0
Artem Shlaine (2 / 6)	01/31/25 at Mimai (1G, 3A)	2-0-0 / 6-0-0
Cruz Lucius (0 / 4)	03/09/24 vs. Ohio State (1G, 2A)	0-0-0 / 4-0-0
Noah Beck (1 / 4)	10/04/24 at Air Force (2A)	1-0-0 / 2-1-1
Bennett Schimek (1 / 3)	10/04/24 at Air Force (3G, 1A)	1-0-0 / 3-0-0
Dylan Jackson (0 / 3)	11/10/23 vs. #2 Denver (3G)	0-0-0 / 3-0-0
Anthony Dowd (0 / 2)	12/17/23 at Robert Morris (2G, 1A)	0-0-0 / 2-0-0
Ty Jackson (0 / 2)	11/10/23 vs. #2 Denver (1G, 2A)	0-0-0 / 2-0-0
Kyle Smolen (0 / 1)	01/05/24 vs. Harvard (2G, 1A)	0-0-0 / 1-0-0
Charlie Schoen (1 / 1)	01/25/25 vs. #19 Colorado College (2G, 1A)	0-1-0 / 0-1-0

PLAYERS OF THE WEEK

Player	Awarded	Week
Noah Beck	Defenseman of the Week (NCHC)	Week 1
Bennett Schimek	Forward of the Week (NCHC)	Week 1
Artem Shlaine	Forward of the Week (NCHC)	Week 8
Luke Pavichich	Goaltender of the Week (NCHC)	Week 9
Ryan Kirwan	Forward of the Week (NCHC)	Week 12
Ryan Kirwan	Forward of the Week (NCHC)	Week 15

MONTHLY AWARDS

Player	Awarded	Month Year
Ryan Kirwan	Player of the Month (NCHC)	January 2025
Ryan Kirwan	Co-Player of the Month (HCA)	January 2025

2024-25 LINE CHART

Date	Opponent	Forwards				Defense			Goaltender
Oct. 4	at Air Force	61-14-15	92-12-23	11-25-53	18-29-43	5-7	2-9	74-16(37)	31-1-30
Oct. 5	at Air Force	61-14-15	92-12-23	11-25-53	18-29-43	5-7	2-9	74-16(37)	1-31-30
Oct. 11	vs. #10 Michigan	61-14-15	92-12-23	11-25-53	89-29-18	5-7	2-9	74-16(37)	31-1-39
Oct. 12	vs. #10 Michigan	92-12-23	61-14-15	11-25-53	89-29-18	2-9	74-37	5-7(16)	31-1-30
Oct. 18	at #14 Providence	61-14-15	92-12-23	11-25-53	89-29-18	5-7	2-9	74-16(37)	31-1-30
Oct. 19	at #14 Providence	92-14-15	61-12-23	11-25-53	89-29-18	2-9	74-37	5-16(10)	1-31-30
Oct. 25	at NMU	61-12-23	92-14-15	82-8-25	11-53-18	5-16	2-9	74-37 (7)	1-31-39
Oct. 26	at NMU	61-12-23	92-14-15	82-8-25	11-53-18	5-16	2-9	74-37 (7)	31-1-39
Nov. 8	at #8 CC	12-8-23	92-14-15	11-25-53	89-29-18	2-9	5-16	74-37 (10)	31-1-39
Nov. 9	at #8 CC	92-12-15	14-8-18	11-25-53	89-29-10	2-9	5-16	74-37 (7)	1-31-39
Nov. 15	vs. Omaha	61-12-25	14-8-92	11-53-18	10-29-43	2-37	5-9	74-16 (7)	1-31-30
Nov. 16	vs. Omaha	61-12-23	92-14-18	53-8-25	11-29-10	2-37	74-9	5-7 (16)	1-31-30
Nov. 22	at #1 Denver	61-12-23	92-14-15	53-8-25	11-29-18	2-37	74-9	5-7 (10)	1-31-30
Nov. 23	at #1 Denver	61-12-23	92-14-15	53-8-25	11-29-18	2-37	74-9	5-7 (10)	1-31-30
Dec. 6	vs. Minnesota Duluth	61-12-23	92-14-15	53-8-25	11-29-18	2-37	74-9	5-7 (10)	1-31-30
Dec. 7	vs. Minnesota Duluth	61-12-23	92-14-15	53-8-25	11-29-18	2-37	74-9	5-7 (10)	1-31-30
Jan. 3	vs. Robert Morris	92-8-25	82-12-23	61-14-15	11-29-18	2-37	74-9	5-7 (10)	1-31-39
Jan. 4	vs. #16 Cornell	92-8-25	82-12-23	61-14-15	11-29-18	2-37	74-9	5-7 (10)	31-1-39
Jan. 10	vs. #14 North Dakota	92-8-61	51-12-23	11-25-82	89-29-18	2-37	74-9	5-7 (10)	31-1-39
Jan. 11	vs. #14 North Dakota	92-8-61	51-12-23	11-25-82	89-29-18	2-37	74-9	5-7 (10)	1-31-39
Jan. 17	at #15 St. Cloud State	92-8-25	51-12-23	61-14-82	89-29-11	2-37	74-9	5-7 (16)	31-1-39
Jan. 18	at #15 St. Cloud State	92-8-25	51-12-23	61-14-82	89-29-11	2-37	74-9	5-7 (16)	31-1-39
Jan. 24	vs. #19 CC	92-8-82	51-25-23	61-14-15	53-29-11	2-37	74-9	5-7 (16)	31-1-30
Jan. 25	vs. #19 CC	92-8-82	51-25-23	61-14-15	53-29-11	2-37	74-9	5-7 (16)	1-31-30
Jan. 31	at Miami	92-8-82	51-12-23	61-14-15	53-29-25	2-37	74-9	5-7 (16)	1-31-30
Feb. 1	at Miami	92-8-82	51-12-23	61-14-15	53-29-25	2-37	74-9	5-7 (16)	1-31-30
Feb. 7	vs. #6 Denver	92-8-25	51-12-23	61-14-82	53-29-18	2-37	74-9	5-7 (16)	1-31-30
Feb. 8	vs. #6 Denver	92-8-82	51-12-23	61-14-25	89-29-53	2-37	74-9	5-7 (16)	31-1-30



MAIN ENTRANCE



FIRST GOAL IN HISTORY (JOSH DOAN)



THE MULLETT FAMILY & HOCKEY TEAM



SOLDOUT MULLETT ARENA - 5,153 FANS



A HOME IN THE DESERT

- On Wednesday, Dec. 16, 2020, Arizona State University and Sun Devil Athletics announced all required approvals have been received for the commencement of construction on a new Multi-Purpose Arena, which will host university and community events and serve as the future home for Sun Devil men's ice hockey and wrestling. This project continues the development of the Novus Innovation Corridor, and will be sited south of Rio Salado Parkway on the east side of Packard Drive, immediately north of the existing Packard Drive Parking Structure.
- Construction began in January 2021 and received its certificate of occupancy on Friday, September 30, 2022.
- Over 8,000 square feet is set aside for a ASU state-of-the-art ASU locker room, weight room, lounge and coaches' offices on the north side of the arena. Eight additional locker rooms are accounted for on the west side of the arena between the main arena and community ice sheet that can be utilized for visiting teams, youth programs, ASU club programs, and live events.
- On February 14, 2022, ASU and the NHL's Arizona Coyotes formed the first agreement of its kind between a college and NHL team in 100 years. The last time an NCAA college team and an NHL team shared an arena was the Boston Bruins and Boston University from 1924-28 at Boston Arena, now known as Matthews Arena. Other improvements will now be made, at the Coyotes' expense, to prepare the arena to temporarily house Coyotes home games. These improvements include constructing coaches' rooms, equipment rooms, technology and other aspects of the new ASU arena according to NHL standards. The added cost is up to \$30 million, which will be paid in advance by the Coyotes.
- The 5,000-seat venue is managed and operated by Oak View Group, SCI Architects have designed the arena, while Mortenson Construction will serve as the design builder.
- The second full-size ice sheet will also be accessible to students, the community and youth ice hockey programs at every level, providing an additional public sheet to one of the fastest-growing states for youth hockey participation in the country.
- The seating configuration for Mullett Arena includes 20 luxury suites, two group suites, a large club lounge and event-level premium club seats. The club lounge will consist of a Center Ice Club on the main concourse that runs along center ice and can host up to 500 fans. On the 300-level, a social deck will run the length of the east side of the venue, providing an open-air, aerial view of the arena where fans can interact while still experiencing exceptional sightlines to the competition. The arena would also be able to serve as a backup for sports played on hardwood, such as volleyball.
- A 942-seat student section occupies the entire west side of the venue to provide an enhanced gameday experience for ASU students.

ARIZONA STATE X FOX10 PHOENIX



FOX 10 Phoenix and Arizona State University have announced a new exclusive media partnership, making FOX 10 the official "Home of the Arizona State Sun Devils."

With this collaboration, FOX 10 will provide extensive coverage of ASU athletics, televising 11 hockey games from Mullett Arena as well as broadcasting and producing new Sun Devil programs throughout the year.

Sun Devil Hockey games are streamed exclusively on NCHC.tv, home of the National Collegiate Hockey Conference.

Michael Lewis, KSAZ/KUTP Senior Vice President and General Manager, stated, "As longtime fans of ASU's athletic program, we are proud to become the go-to source for everything Sun Devils. Through this partnership, we will provide viewers with premier, behind-the-scenes coverage so they are game day ready!"

"We can feel the excitement as we begin the next chapter of Sun Devil Athletics. Connecting and reconnecting Sun Devils across the Valley is critical for us. This partnership with FOX 10 will bring our fans into new and exciting moments throughout the year. We are focused on igniting our fan base, and this is an important step in that direction," said ASU Athletics Director Graham Rossini.

NEW LINEUP OF ASU COVERAGE ON FOX 10 TO INCLUDE:

ASU Hockey games – FOX 10 will broadcast 11 ASU hockey games this season, beginning with the Oct. 12 game against Michigan. All Sun Devil Hockey home and conference road games will be streamed on NCHC.tv.

"Sparky's Den with Coach Dillingham" – This ASU produced-program will offer viewers a comprehensive review of key plays and players from previous games and behind-the-scenes insights into game preparation and practice, with exclusive interviews with Coach Kenny Dillingham and Sun Devil Football student-athletes. An hour-long edition of "Sparky's Den" will air at 8 p.m. on Fridays on FOX 10 Xtra, with a condensed version airing on FOX 10 at 10:30 p.m., and both will be available to stream on FOX Local.

"ASU All Access" – This FOX 10-produced program will showcase ASU student-athletes, coaches, staff, alumni and all who support ASU and Sun Devil Athletics. The half-hour program will air at 11 p.m. Sundays on FOX 10 and move to 10:30 p.m. Fridays after the football season, and will stream on FOX Local.

Sun Devil Hockey and FOX 10 games:

Oct. 12 - 5:00 p.m. MST: vs. Michigan (Fox 10 Xtra)

Nov. 15 - 7:00 p.m. MST: vs. Omaha (Fox 10 Xtra)

Nov. 16 - 5:00 p.m. MST: vs. Omaha (Fox 10 Xtra)

Nov. 23 - 6:00 p.m. MST: at No. 1 Denver (Fox 10 Xtra)

Dec. 6 - 7:00 p.m. MST: vs. Minnesota Duluth (Fox 10 Xtra)

Jan. 10 - 8:00 p.m. MST: vs. North Dakota (Fox 10 Xtra)

Jan. 11 - 5:00 p.m. MST: vs. North Dakota (Fox 10 Xtra)

Jan. 17 - 6:30 p.m. MST: at St. Cloud State (FOX 10)

Jan. 18 - 9/9:30 p.m. MST: at St. Cloud State (tape delayed on Fox 10 Xtra)

Jan. 25 - 5:00 p.m. MST: vs. Colorado College (Fox 10 Xtra)

Feb. 8 - 5:00 p.m. MST: vs. Denver (Fox 10 Xtra)

2024-25 TV ROSTER



1
LUKE
PAVICICH
G|6-2|195|L|SR.




2
NOAH
BECK
D|6-3|206|L|SR.



5
TY
MURCHISON
D|6-2|205|L|SR.



7
JOEL
KJELLBERG
D|6-0|190|R|FR.




8
ARTEM
SHLAINE
F|6-1|185|L|GR.



9
ANTHONY
DOWD
D|5-7|152|R|SO.



10
TUCKER
NESS
D|6-3|216|R|JR.




11
BENJI
ECKERLE
F|5-10|181|L|GR.




12
CULLEN
POTTER
F|5-10|172|L|FR.



13
HUNTER
MULLETT
D|6-0|160|L|FR.



14
TY
JACKSON
F|5-8|157|L|GR.



15
DYLAN
JACKSON
F|5-10|166|R|GR.



16
ETHAN
SZMAGAJ
FD|6-0|197|R|SR.



18
DAVID
HYMOVITCH
F|6-0|177|R|SO.



23
BENNETT
SCHIMEK
F|6-0|192|R|JR.



25
KYLE
SMOLEN
F|5-11|165|R|SO.




29
COLE
GORDON
F|6-2|205|L|SO.



30
CHASE
HAMM
G|5-9|165|L|SO.



31
GIBSON
HOMER
G|6-5|210|L|JR.




37
SAM
COURT
D|5-10|184|R|FR.




39
ZAKARI
BRICE
G|5-11|180|L|FR.




43
COLE
HELM
F|6-0|195|L|SO.



51
CRUZ
LUCIUS
F|6-0|195|R|JR.



53
RYAN
ALEXANDER
F|5-10|176|L|JR.




61
LUKAS
SILLINGER
F|5-10|170|L|GR.



74
BRASEN
BOSER
D|5-11|178|L|FR.



82
CHARLIE
SCHOEN
F|5-10|160|R|JR.



89
TONY
ACHILLE
F|5-11|172|L|SO.



92
RYAN
KIRWAN
F|6-2|205|L|SR.

2024-25 TEAM STATISTICS



2024-25 Arizona St. Men's Ice Hockey
Overall Team Statistics
All games

Page 1/2
as of Feb 09, 2025

Team statistics

	ASU	OPP
SHOT STATISTICS		
Goals-Shot attempts	105-903	73-808
Shot pct.	.116	.090
Goals/Game	3.75	2.61
Shots/Game	32.25	28.86
Assists	187	123
POWER PLAYS		
Goals-Power Plays	25-87	14-84
Conversion Percent	.287	.167
Shot Attempts	116	117
Shot Percent	.216	.120
SHORT-HANDED		
Goals-Shot attempts	7-21	3-27
Shot Percent	.333	.111
GOAL BREAKDOWN		
Total Goals	105	73
Power Play	25	14
Short-handed	7	3
Empty net	6	4
Penalty	0	0
Unassisted	5	2
Overtime	2	4
Delayed Penalty	1	0
Game winning	17	10
First Goal	19	8
Game Tying Goal	1	0
Extra Attacker	6	4
BLOCKS		
Blocks	395	330
Blocks/Game	14.11	11.79
PENALTIES		
Number	98	95
Minutes	204	234
Penalties/Game	3.50	3.39
Penalty minutes/Game	7.29	8.36
Minor	97	87
Major	0	4
10-minute Misconduct	1	2
Game Misconduct	0	2
Gross Misconduct	0	0
Match	0	0
FACEOFFS (W-L)		
Faceoff W-L pct.	.483	.517
SHOOTOUTS (Made-Att)		
	1-2	0-3
ATTENDANCE		
Total	70335	46098
Dates/Avg Per Date	14/5024	14/3293
Neutral Site #/Avg	0/0	-

Goals by Periods

Team	1st	2nd	3rd	OT	TOTAL
ASU	22	32	49	2	105
Opponents	14	21	34	4	73

Shots by Periods

Team	1st	2nd	3rd	OT	TOTAL
ASU	283	301	309	10	903
Opponents	226	298	272	12	808

Saves by Periods

Team	1st	2nd	3rd	OT	TOTAL
ASU	212	277	238	8	735
Opponents	261	269	260	8	798

2024-25 CATEGORY LEADERS



2024-25 Arizona St. Men's Ice Hockey
Category Leaders
All games

Page 1/2
as of Feb 09, 2025

Points

#	Player	GP	G	A	PTS	SH
92	Kirwan, Ryan	28	19	10	29	130
23	Schimek, Bennett	26	12	17	29	65
8	Shlaine, Artem	22	10	18	28	44
61	Sillinger, Lukas	26	7	21	28	43
2	Beck, Noah	28	4	22	26	50
25	Smolen, Kyle	28	9	15	24	54
14	Jackson, Ty	26	6	12	18	38
12	Potter, Cullen	26	9	7	16	88
15	Jackson, Dylan	20	6	8	14	34
37	Court, Sam	28	3	7	10	58

Assists

#	Player	GP	G	A	PTS	SH
2	Beck, Noah	28	4	22	26	50
61	Sillinger, Lukas	26	7	21	28	43
8	Shlaine, Artem	22	10	18	28	44
23	Schimek, Bennett	26	12	17	29	65
25	Smolen, Kyle	28	9	15	24	54
14	Jackson, Ty	26	6	12	18	38
92	Kirwan, Ryan	28	19	10	29	130
7	Kjellberg, Joel	24	0	9	9	15
15	Jackson, Dylan	20	6	8	14	34
9	Dowd, Anthony	28	1	8	9	32

Goals

#	Player	GP	G	A	PTS	SH
92	Kirwan, Ryan	28	19	10	29	130
23	Schimek, Bennett	26	12	17	29	65
8	Shlaine, Artem	22	10	18	28	44
25	Smolen, Kyle	28	9	15	24	54
12	Potter, Cullen	26	9	7	16	88
61	Sillinger, Lukas	26	7	21	28	43
15	Jackson, Dylan	20	6	8	14	34
14	Jackson, Ty	26	6	12	18	38
2	Beck, Noah	28	4	22	26	50
11	Eckerle, Benji	24	3	4	7	30

Shots

#	Player	GP	G	A	PTS	SH	SH%
92	Kirwan, Ryan	28	19	10	29	130	.146
12	Potter, Cullen	26	9	7	16	88	.102
23	Schimek, Bennett	26	12	17	29	65	.185
37	Court, Sam	28	3	7	10	58	.052
25	Smolen, Kyle	28	9	15	24	54	.167
2	Beck, Noah	28	4	22	26	50	.080
8	Shlaine, Artem	22	10	18	28	44	.227
61	Sillinger, Lukas	26	7	21	28	43	.163
74	Boser, Brasen	28	2	3	5	42	.048
14	Jackson, Ty	26	6	12	18	38	.158

Power-Play Goals

#	Player	GP	PPG
92	Kirwan, Ryan	28	5
25	Smolen, Kyle	28	5
2	Beck, Noah	28	4
14	Jackson, Ty	26	3
23	Schimek, Bennett	26	2
61	Sillinger, Lukas	26	1
8	Shlaine, Artem	22	1
51	Lucius, Cruz	10	1
9	Dowd, Anthony	28	1
12	Potter, Cullen	26	1

Shot Pct.

#	Player	GP	G	A	PTS	SH	SH%
8	Shlaine, Artem	22	10	18	28	44	.227
23	Schimek, Bennett	26	12	17	29	65	.185
15	Jackson, Dylan	20	6	8	14	34	.176
25	Smolen, Kyle	28	9	15	24	54	.167
61	Sillinger, Lukas	26	7	21	28	43	.163
14	Jackson, Ty	26	6	12	18	38	.158
92	Kirwan, Ryan	28	19	10	29	130	.146
29	Gordon, Cole	26	3	2	5	21	.143
18	Hymovitch, David	19	2	3	5	15	.133
82	Schoen, Charlie	13	3	3	6	27	.111

2024-25 CATEGORY LEADERS



2024-25 Arizona St. Men's Ice Hockey
Category Leaders
All games

Page 2/2
as of Feb 09, 2025

Short-Handed Goals

#	Player	GP	SHG
23	Schimek, Bennett	26	3
8	Shlaine, Artem	22	2
16	Szmagaj, Ethan	19	1
25	Smolen, Kyle	28	1

Penalties

#	Player	GP	PEN	MIN
5	Murchison, Ty	28	17	42
2	Beck, Noah	28	10	20
25	Smolen, Kyle	28	9	18
37	Court, Sam	28	7	14
11	Eckerle, Benji	24	6	12
7	Kjellberg, Joel	24	6	12
61	Sillinger, Lukas	26	5	10
15	Jackson, Dylan	20	4	8
14	Jackson, Ty	26	4	8
9	Dowd, Anthony	28	4	8

Game-Winning Goals

#	Player	GP	GWG
92	Kirwan, Ryan	28	3
15	Jackson, Dylan	20	2
8	Shlaine, Artem	22	2
23	Schimek, Bennett	26	2
11	Eckerle, Benji	24	1
14	Jackson, Ty	26	1
16	Szmagaj, Ethan	19	1
18	Hymovitch, David	19	1
25	Smolen, Kyle	28	1
12	Potter, Cullen	26	1

Penalty Minutes

#	Player	GP	PEN	MIN
5	Murchison, Ty	28	17	42
2	Beck, Noah	28	10	20
25	Smolen, Kyle	28	9	18
37	Court, Sam	28	7	14
11	Eckerle, Benji	24	6	12
7	Kjellberg, Joel	24	6	12
61	Sillinger, Lukas	26	5	10
15	Jackson, Dylan	20	4	8
14	Jackson, Ty	26	4	8
9	Dowd, Anthony	28	4	8

Plus/Minus

#	Player	GP	+/-
9	Dowd, Anthony	28	+14
8	Shlaine, Artem	22	+13
2	Beck, Noah	28	+11
53	Alexander, Ryan	22	+9
25	Smolen, Kyle	28	+9
82	Schoen, Charlie	13	+7
92	Kirwan, Ryan	28	+6
5	Murchison, Ty	28	+6
23	Schimek, Bennett	26	+6
7	Kjellberg, Joel	24	+6

2024-25 INDIVIDUAL GAME-BY-GAME STATISTICS

Opponent	Date	Score		1	2	5	7	8	9	10	11	12	14	15
				PAVICICH,L	BECK,NOAH	MURCHISON,	KJELBERG,	SHLAINE,AR	DOWD,ANTHO	NESS,TUCKE	ECKERLE,BE	POTTER,CUL	JACKSON,TY	JACKSON,DY
at USAFA	10/04/2024	8-1	W	DNP	0-3-3	0-0-0	0-1-1	DNP	0-0-0	DNP	0-1-1	1-0-1	0-1-1	1-1-2
at USAFA	10/05/2024	3-4	Lot	0-0-0	0-2-2	0-0-0	0-0-0	DNP	0-1-1	DNP	0-0-0	0-1-1	0-0-0	0-1-1
Mich	10/11/2024	1-4	L	DNP	0-1-1	0-0-0	0-0-0	DNP	0-0-0	DNP	0-0-0	0-0-0	1-0-1	0-1-1
Mich	10/12/2024	3-3	ot	DNP	1-1-2	0-0-0	0-0-0	DNP	0-1-1	DNP	0-0-0	1-1-2	0-0-0	1-0-1
at PROV	10/18/2024	1-4	L	DNP	0-0-0	0-0-0	0-0-0	DNP	0-0-0	DNP	0-0-0	0-0-0	0-0-0	0-0-0
at PROV	10/19/2024	1-2	L	0-0-0	0-1-1	0-0-0	DNP	DNP	0-0-0	0-0-0	0-0-0	0-0-0	0-1-1	0-0-0
at NMU	10/25/2024	3-1	W	0-0-0	0-1-1	0-1-1	DNP	0-1-1	0-0-0	0-0-0	1-0-1	0-0-0	0-0-0	0-1-1
at NMU	10/26/2024	2-0	W	DNP	0-0-0	0-0-0	DNP	0-0-0	0-0-0	DNP	0-0-0	0-0-0	0-0-0	0-0-0
at CC	11/08/2024	3-4	Lot	DNP	1-1-2	0-0-0	DNP	0-0-0	0-1-1	0-0-0	0-1-1	0-1-1	0-1-1	1-0-1
at CC	11/09/2024	1-3	L	0-0-0	0-0-0	0-0-0	0-0-0	0-0-0	0-0-0	0-0-0	0-0-0	0-0-0	0-1-1	0-0-0
UNO	11/15/2024	2-4	L	0-0-0	0-0-0	0-0-0	0-0-0	0-0-0	1-0-1	0-0-0	0-0-0	0-0-0	1-0-1	DNP
UNO	11/16/2024	3-2	W	0-0-0	0-0-0	0-0-0	0-0-0	1-0-1	0-1-1	0-0-0	0-0-0	0-0-0	0-1-1	DNP
at Denver	11/22/2024	3-2	W	0-0-0	0-0-0	0-0-0	0-0-0	2-0-2	0-0-0	0-1-1	0-0-0	0-1-1	0-0-0	0-0-0
at Denver	11/23/2024	5-2	W	0-0-0	1-0-1	0-0-0	0-1-1	2-0-2	0-0-0	0-0-0	0-2-2	1-0-1	0-0-0	0-0-0
UMD	12/06/2024	5-3	W	0-0-0	0-0-0	0-0-0	0-0-0	0-1-1	0-0-0	0-0-0	0-0-0	1-0-1	1-1-2	1-1-2
UMD	12/07/2024	3-2	Wot	0-0-0	0-2-2	0-0-0	0-0-0	0-1-1	0-0-0	0-0-0	0-0-0	0-0-0	0-1-1	1-1-2
RM	01/03/2025	7-3	W	0-0-0	0-2-2	0-0-0	0-1-1	0-2-2	0-1-1	0-1-1	1-0-1	2-0-2	0-0-0	0-0-0
CU	01/04/2025	4-0	W	DNP	0-1-1	0-0-0	0-0-0	0-0-0	0-0-0	DNP	0-0-0	0-0-0	1-0-1	0-1-1
UND	01/10/2025	4-1	W	DNP	0-1-1	0-0-0	0-0-0	1-0-1	0-0-0	0-0-0	0-0-0	1-0-1	DNP	DNP
UND	01/11/2025	3-4	Lot	0-0-0	0-1-1	0-0-0	0-0-0	2-0-2	0-0-0	0-0-0	0-0-0	0-0-0	DNP	DNP
at SCSU	01/17/2025	6-3	W	DNP	0-0-0	0-1-1	0-1-1	0-1-1	0-0-0	DNP	1-0-1	1-0-1	0-1-1	DNP
at SCSU	01/18/2025	5-3	W	DNP	1-1-2	0-0-0	0-0-0	1-3-4	0-0-0	DNP	0-0-0	0-1-1	1-0-1	DNP
CC	01/24/2025	4-1	W	0-0-0	0-0-0	0-0-0	0-1-1	0-2-2	0-0-0	DNP	0-0-0	DNP	0-1-1	1-0-1
CC	01/25/2025	4-5	L	DNP	0-1-1	0-0-0	0-0-0	0-2-2	0-0-0	DNP	0-0-0	DNP	0-0-0	0-0-0
at Miami	01/31/2025	7-1	W	0-0-0	0-0-0	0-1-1	0-2-2	1-3-4	0-1-1	DNP	DNP	1-0-1	0-0-0	0-0-0
at Miami	02/01/2025	4-1	W	0-0-0	0-1-1	0-0-0	0-0-0	0-0-0	0-0-0	DNP	DNP	0-0-0	0-1-1	0-1-1
Denver	02/07/2025	4-5	Lot	0-0-0	0-1-1	0-0-0	0-1-1	0-1-1	0-1-1	DNP	DNP	0-2-2	1-0-1	DNP
Denver	02/08/2025	6-5	Wot	0-0-0	0-1-1	0-0-0	0-1-1	0-1-1	0-1-1	DNP	DNP	0-0-0	0-2-2	DNP

Opponent	Date	Score		16	18	23	25	29	31	37	43	51	53	61
				SZMAGAJ,ET	HYMOVITCH,	SCHIMEK,BE	SMOLEN,KYL	GORDON,COL	HOMER,GIBS	COURT,SAM	HELM,COLE	LUCIUS,CRU	ALEXANDER,	SILLINGER,
at USAFA	10/04/2024	8-1	W	0-0-0	0-1-1	3-1-4	2-0-2	1-0-1	0-0-0	0-0-0	0-1-1	DNP	0-0-0	0-1-1
at USAFA	10/05/2024	3-4	Lot	0-0-0	0-0-0	1-1-2	1-0-1	0-0-0	DNP	0-0-0	0-0-0	DNP	0-0-0	0-0-0
Mich	10/11/2024	1-4	L	0-0-0	0-0-0	0-0-0	0-0-0	0-0-0	0-0-0	0-0-0	DNP	DNP	0-0-0	0-0-0
Mich	10/12/2024	3-3	ot	0-0-0	0-0-0	0-1-1	0-0-0	0-0-0	0-0-0	0-0-0	DNP	DNP	0-0-0	0-2-2
at PROV	10/18/2024	1-4	L	0-0-0	0-0-0	0-1-1	0-0-0	0-0-0	0-0-0	0-0-0	DNP	DNP	0-0-0	0-0-0
at PROV	10/19/2024	1-2	L	0-0-0	0-0-0	0-0-0	0-0-0	0-0-0	DNP	0-0-0	DNP	DNP	0-0-0	0-0-0
at NMU	10/25/2024	3-1	W	0-0-0	0-0-0	1-0-1	0-0-0	DNP	DNP	0-0-0	DNP	DNP	0-0-0	0-2-2
at NMU	10/26/2024	2-0	W	0-0-0	0-0-0	0-1-1	0-1-1	DNP	0-0-0	0-1-1	DNP	DNP	0-0-0	0-0-0
at CC	11/08/2024	3-4	Lot	0-0-0	0-0-0	0-0-0	0-1-1	0-0-0	0-0-0	0-0-0	DNP	DNP	1-0-1	DNP
at CC	11/09/2024	1-3	L	0-0-0	1-0-1	DNP	0-1-1	0-0-0	DNP	0-0-0	DNP	DNP	0-0-0	DNP
UNO	11/15/2024	2-4	L	0-0-0	0-0-0	DNP	0-0-0	0-0-0	DNP	0-1-1	0-0-0	DNP	0-0-0	0-1-1
UNO	11/16/2024	3-2	W	DNP	1-0-1	0-0-0	0-2-2	0-0-0	DNP	0-0-0	DNP	DNP	1-1-2	0-0-0
at Denver	11/22/2024	3-2	W	DNP	0-0-0	1-0-1	0-1-1	0-0-0	DNP	0-0-0	DNP	DNP	0-2-2	0-1-1
at Denver	11/23/2024	5-2	W	DNP	0-1-1	1-1-2	0-1-1	0-0-0	DNP	0-0-0	DNP	DNP	0-1-1	0-2-2
UMD	12/06/2024	5-3	W	DNP	0-0-0	0-1-1	0-1-1	0-0-0	DNP	1-1-2	DNP	DNP	1-0-1	0-1-1
UMD	12/07/2024	3-2	Wot	DNP	0-0-0	0-0-0	1-0-1	0-0-0	DNP	0-1-1	DNP	DNP	0-0-0	0-0-0
RM	01/03/2025	7-3	W	DNP	0-1-1	0-3-3	0-2-2	0-0-0	DNP	0-0-0	DNP	DNP	DNP	0-0-0
CU	01/04/2025	4-0	W	DNP	DNP	0-1-1	0-0-0	0-0-0	0-0-0	1-1-2	DNP	DNP	DNP	1-1-2
UND	01/10/2025	4-1	W	DNP	DNP	0-1-1	1-1-2	0-0-0	0-0-0	0-0-0	DNP	0-1-1	DNP	0-2-2
UND	01/11/2025	3-4	Lot	DNP	0-0-0	1-0-1	0-0-0	0-0-0	DNP	0-0-0	DNP	0-1-1	DNP	0-2-2
at SCSU	01/17/2025	6-3	W	0-0-0	DNP	0-0-0	1-1-2	0-2-2	0-0-0	0-0-0	DNP	0-0-0	DNP	1-1-2
at SCSU	01/18/2025	5-3	W	0-0-0	DNP	0-1-1	0-2-2	0-0-0	0-0-0	0-0-0	DNP	0-0-0	DNP	1-1-2
CC	01/24/2025	4-1	W	1-0-1	DNP	0-1-1	1-0-1	1-0-1	DNP	0-1-1	DNP	0-0-0	0-1-1	0-0-0
CC	01/25/2025	4-5	L	0-0-0	DNP	0-0-0	0-0-0	0-0-0	0-0-0	0-0-0	DNP	0-0-0	0-0-0	0-1-1
at Miami	01/31/2025	7-1	W	0-1-1	DNP	1-1-2	0-1-1	1-0-1	DNP	0-0-0	DNP	0-1-1	0-0-0	1-2-3
at Miami	02/01/2025	4-1	W	0-1-1	DNP	0-2-2	1-0-1	0-0-0	DNP	1-0-1	DNP	1-0-1	0-0-0	0-1-1
Denver	02/07/2025	4-5	Lot	0-0-0	0-0-0	1-0-1	0-0-0	0-0-0	DNP	0-1-1	DNP	1-0-1	0-0-0	1-0-1
Denver	02/08/2025	6-5	Wot	0-0-0	DNP	2-0-2	1-0-1	0-0-0	0-0-0	0-0-0	DNP	0-2-2	0-0-0	2-0-2

Opponent	Date	Score		74	82	89	92
				BOSER,BRAS	SCHOEN,CHA	ACHILLE,TO	KIRWAN,RYA
at USAFA	10/04/2024	8-1	W	0-0-0	DNP	DNP	0-1-1
at USAFA	10/05/2024	3-4	Lot	0-0-0	DNP	DNP	1-0-1
Mich	10/11/2024	1-4	L	0-0-0	DNP	0-0-0	0-0-0
Mich	10/12/2024	3-3	ot	0-0-0	DNP	0-0-0	0-0-0
at PROV	10/18/2024	1-4	L	0-0-0	DNP	0-0-0	1-0-1
at PROV	10/19/2024	1-2	L	0-0-0	DNP	0-0-0	1-0-1
at NMU	10/25/2024	3-1	W	0-0-0	0-0-0	DNP	1-0-1
at NMU	10/26/2024	2-0	W	0-0-0	DNP	DNP	2-0-2
at CC	11/08/2024	3-4	Lot	0-0-0	DNP	0-0-0	0-0-0
at CC	11/09/2024	1-3	L	0-0-0	DNP	0-0-0	0-0-0
UNO	11/15/2024	2-4	L	0-1-1	DNP	DNP	0-1-1
UNO	11/16/2024	3-2	W	0-0-0	DNP	DNP	0-1-1
at Denver	11/22/2024	3-2	W	0-0-0	DNP	DNP	0-0-0
at Denver	11/23/2024	5-2	W	0-0-0	DNP	DNP	0-0-0
UMD	12/06/2024	5-3	W	0-0-0	DNP	DNP	0-1-1
UMD	12/07/2024	3-2	Wot	0-0-0	DNP	DNP	1-0-1
RM	01/03/2025	7-3	W	0-0-0	1-0-1	DNP	3-0-3
CU	01/04/2025	4-0	W	0-0-0	0-0-0	DNP	1-1-2
UND	01/10/2025	4-1	W	1-0-1	0-0-0	0-0-0	0-1-1
UND	01/11/2025	3-4	Lot	0-0-0	0-0-0	0-0-0	0-0-0
at SCSU	01/17/2025	6-3	W	0-0-0	0-1-1	0-0-0	2-1-3
at SCSU	01/18/2025	5-3	W	0-0-0	0-0-0	0-0-0	1-0-1
CC	01/24/2025	4-1	W	0-0-0	0-0-0	DNP	0-1-1
CC	01/25/2025	4-5	L	0-1-1	2-1-3	DNP	2-2-4
at Miami	01/31/2025	7-1	W	0-1-1	0-0-0	DNP	2-0-2
at Miami	02/01/2025	4-1	W	1-0-1	0-0-0	DNP	0-0-0
Denver	02/07/2025	4-5	Lot	0-0-0	0-1-1	DNP	0-0-0
Denver	02/08/2025	6-5	Wot	0-0-0	0-0-0	0-0-0	1-0-1

2024-25 TEAM GAME-BY-GAME



2024-25 Arizona St. Men's Ice Hockey
Team Game-by-Game
All games

Page 1/2
as of Feb 09, 2025

Date	Opponent	Score	G	A	PTS	SHOTS	SH%	+/-	PEN-MIN	PP	SH	EN	GW	GT	HAT	UA	BLK
10/04/2024	at Air Force	8-1	8	12	20	24	.333	+22	6-12	2	3	0	1	0	1	1	14
10/05/2024	at Air Force	3-4	3	6	9	35	.086	0	4-8	0	0	0	0	0	0	0	8
10/11/2024	Michigan	1-4	1	2	3	36	.028	-16	5-18	1	0	0	0	0	0	0	17
10/12/2024	Michigan	3-3	3	6	9	31	.097	-5	5-10	1	0	0	0	1	0	0	20
10/18/2024	at Providence	1-4	1	1	2	28	.036	-16	1-2	0	0	0	0	0	0	0	10
10/19/2024	at Providence	1-2	1	2	3	32	.031	-4	3-6	0	0	0	0	0	0	0	11
10/25/2024	at Northern Mich.	3-1	3	6	9	40	.075	+11	1-2	0	0	1	1	0	0	0	12
10/26/2024	at Northern Mich.	2-0	2	3	5	38	.053	+5	3-6	1	0	1	1	0	0	0	8
11/08/2024	at Colorado Col.	3-4	3	6	9	30	.100	-3	3-6	1	0	0	0	0	0	0	13
11/09/2024	at Colorado Col.	1-3	1	2	3	42	.024	-5	4-8	0	0	0	0	0	0	0	15
11/15/2024	Omaha	2-4	2	4	6	43	.047	-11	3-6	1	0	0	0	0	0	0	12
11/16/2024	Omaha	3-2	3	6	9	44	.068	+5	4-8	0	0	0	1	0	0	0	11
11/22/2024	at Denver	3-2	3	6	9	30	.100	+10	3-6	0	0	0	1	0	0	0	11
11/23/2024	at Denver	5-2	5	9	14	29	.172	+15	1-2	1	0	1	1	0	0	0	9
12/06/2024	Minn. Duluth	5-3	5	8	13	28	.179	+5	1-2	1	0	1	1	0	0	1	14
12/07/2024	Minn. Duluth	3-2	3	6	9	28	.107	+3	5-10	0	0	0	1	0	0	0	11
01/03/2025	Robert Morris	7-3	7	13	20	35	.200	+30	6-12	1	0	0	1	0	1	0	6
01/04/2025	Cornell	4-0	4	6	10	28	.143	+15	2-4	1	0	0	1	0	0	1	25
01/10/2025	North Dakota	4-1	4	7	11	31	.129	+10	2-4	1	0	0	1	0	0	0	16
01/11/2025	North Dakota	3-4	3	4	7	24	.125	-9	8-16	2	1	0	0	0	0	1	20
01/17/2025	at St. Cloud St.	6-3	6	10	16	28	.214	+15	5-10	1	0	1	1	0	0	0	16
01/18/2025	at St. Cloud St.	5-3	5	9	14	25	.200	-10	3-6	4	0	1	1	0	0	0	15
01/24/2025	Colorado Col.	4-1	4	8	12	29	.138	+9	4-8	1	1	0	1	0	0	0	15
01/25/2025	Colorado Col.	4-5	4	8	12	34	.118	-10	4-8	1	0	0	0	0	0	0	24
01/31/2025	at Miami (OH)	7-1	7	14	21	25	.280	+18	3-6	2	2	0	1	0	0	0	7
02/01/2025	at Miami (OH)	4-1	4	7	11	24	.167	+10	2-4	1	0	0	1	0	0	0	18
02/07/2025	Denver	4-5	4	8	12	27	.148	-7	3-6	1	0	0	0	0	0	0	20
02/08/2025	Denver	6-5	6	8	14	55	.109	+14	4-8	0	0	0	1	0	0	1	17
ASU			105	187	292	903	.116	+101	98-204	25	7	6	17	1	2	5	395
Opponents			73	123	196	808	.090	-112	95-234	14	3	4	10	0	3	2	330

TEAM PER-GAME

Games played	Shots per game	Goals per game	Assists per game	Points per game
28	32.25	3.75	6.68	10.43

Date	Opponent	Score	MINUTES	GA	GA AVG	SAVES	SAVES%	W	L	T	PP	SH	EN	PN	SO
10/04/2024	at Air Force	8-1	60:00	1	1.00	27	.964	1	0	0	0	0	0	0	0
10/05/2024	at Air Force	3-4	62:44	4	2.44	29	.918	0	1	0	1	0	0	0	0
10/11/2024	Michigan	1-4	60:00	4	2.96	30	.905	0	1	0	1	2	1	0	0
10/12/2024	Michigan	3-3	65:00	3	2.91	31	.907	0	0	1	0	0	0	0	0
10/18/2024	at Providence	1-4	60:00	4	3.12	23	.897	0	1	0	0	0	1	0	0
10/19/2024	at Providence	1-2	60:00	2	2.94	36	.907	0	1	0	0	0	0	0	0
10/25/2024	at Northern Mich.	3-1	60:00	1	2.67	16	.910	1	0	0	0	0	0	0	0
10/26/2024	at Northern Mich.	2-0	60:00	0	2.34	22	.918	1	0	0	0	0	0	0	0
11/08/2024	at Colorado Col.	3-4	61:44	4	2.51	17	.909	0	1	0	1	0	0	0	0
11/09/2024	at Colorado Col.	1-3	60:00	3	2.56	18	.905	0	1	0	1	0	1	0	0
11/15/2024	Omaha	2-4	60:00	4	2.69	19	.899	0	1	0	1	0	1	0	0
11/16/2024	Omaha	3-2	60:00	2	2.63	20	.900	1	0	0	0	0	0	0	0
11/22/2024	at Denver	3-2	60:00	2	2.58	30	.903	1	0	0	1	0	0	0	0
11/23/2024	at Denver	5-2	60:00	2	2.54	26	.905	1	0	0	1	0	0	0	0
12/06/2024	Minn. Duluth	5-3	60:00	3	2.57	35	.907	1	0	0	0	0	0	0	0
12/07/2024	Minn. Duluth	3-2	64:42	2	2.53	33	.909	1	0	0	0	0	0	0	0
01/03/2025	Robert Morris	7-3	60:00	3	2.55	22	.908	1	0	0	3	0	0	0	0
01/04/2025	Cornell	4-0	60:00	0	2.41	34	.914	1	0	0	0	0	0	0	0
01/10/2025	North Dakota	4-1	60:00	1	2.34	27	.917	1	0	0	0	1	0	0	0
01/11/2025	North Dakota	3-4	62:19	4	2.42	32	.915	0	1	0	1	0	0	0	0
01/17/2025	at St. Cloud St.	6-3	60:00	3	2.44	30	.915	1	0	0	1	0	0	0	0
01/18/2025	at St. Cloud St.	5-3	60:00	3	2.47	31	.914	1	0	0	0	0	0	0	0
01/24/2025	Colorado Col.	4-1	60:00	1	2.41	24	.916	1	0	0	0	0	0	0	0
01/25/2025	Colorado Col.	4-5	60:00	5	2.51	36	.914	0	1	0	0	0	0	0	0
01/31/2025	at Miami (OH)	7-1	60:00	1	2.45	20	.915	1	0	0	0	0	0	0	0
02/01/2025	at Miami (OH)	4-1	60:00	1	2.40	10	.915	1	0	0	0	0	0	0	0
02/07/2025	Denver	4-5	64:17	5	2.49	29	.912	0	1	0	0	0	0	0	0
02/08/2025	Denver	6-5	61:26	5	2.57	28	.910	1	0	0	2	0	0	0	0
ASU			1702:12	73	2.57	735	.910	17	10	1	14	3	4	0	0
Opponents			1702:12	105	3.70	798	.884	10	17	1	25	7	6	0	1

2024-25 OPPONENT GAME-BY-GAME



2024-25 Arizona St. Men's Ice Hockey
Opponent Game-by-Game
All games

Page 1/2
as of Feb 09, 2025

Date	Opponent	Score	G	A	PTS	SHOTS	SH%	+/-	PEN-MIN	PP	SH	EN	GW	GT	HAT	UA	BLK
10/04/2024	at Air Force	8-1	1	1	2	28	.036	-25	2-4	0	0	0	0	0	0	0	14
10/05/2024	at Air Force	3-4	4	7	11	33	.121	+1	3-6	1	0	0	1	0	0	0	17
10/11/2024	Michigan	1-4	4	5	9	34	.118	+13	8-24	1	2	1	1	0	1	0	10
10/12/2024	Michigan	3-3	3	4	7	34	.088	+6	5-10	0	0	0	0	0	0	1	17
10/18/2024	at Providence	1-4	4	7	11	27	.148	+15	2-4	0	0	1	1	0	1	0	6
10/19/2024	at Providence	1-2	2	3	5	38	.053	+5	2-4	0	0	0	1	0	0	0	11
10/25/2024	at Northern Mich.	3-1	1	2	3	17	.059	-11	2-7	0	0	0	0	0	0	0	16
10/26/2024	at Northern Mich.	2-0	0	0	0	22	.000	-6	5-10	0	0	0	0	0	0	0	19
11/08/2024	at Colorado Col.	3-4	4	6	10	21	.190	+4	4-8	1	0	0	1	0	0	0	14
11/09/2024	at Colorado Col.	1-3	3	5	8	21	.143	+5	3-6	1	0	1	1	0	0	0	14
11/15/2024	Omaha	2-4	4	7	11	23	.174	+10	3-6	1	0	1	1	0	0	0	16
11/16/2024	Omaha	3-2	2	4	6	22	.091	-5	5-10	0	0	0	0	0	0	0	13
11/22/2024	at Denver	3-2	2	4	6	32	.063	-10	3-6	1	0	0	0	0	0	0	1
11/23/2024	at Denver	5-2	2	4	6	28	.071	-16	2-4	1	0	0	0	0	0	0	7
12/06/2024	Minn. Duluth	5-3	3	5	8	38	.079	-6	2-4	0	0	0	0	0	0	0	11
12/07/2024	Minn. Duluth	3-2	2	4	6	35	.057	-3	5-10	0	0	0	0	0	0	0	12
01/03/2025	Robert Morris	7-3	3	4	7	25	.120	-30	2-4	3	0	0	0	0	0	0	15
01/04/2025	Cornell	4-0	0	0	0	34	.000	-15	3-6	0	0	0	0	0	0	0	10
01/10/2025	North Dakota	4-1	1	1	2	28	.036	-11	4-8	0	1	0	0	0	0	0	14
01/11/2025	North Dakota	3-4	4	6	10	36	.111	+9	6-23	1	0	0	1	0	0	1	11
01/17/2025	at St. Cloud St.	6-3	3	5	8	33	.091	-16	2-4	1	0	0	0	0	0	0	5
01/18/2025	at St. Cloud St.	5-3	3	6	9	34	.088	+10	7-25	0	0	0	0	0	0	0	7
01/24/2025	Colorado Col.	4-1	1	2	3	25	.040	-10	2-4	0	0	0	0	0	0	0	14
01/25/2025	Colorado Col.	4-5	5	10	15	41	.122	+10	2-4	0	0	0	1	0	0	0	9
01/31/2025	at Miami (OH)	7-1	1	2	3	21	.048	-20	2-15	0	0	0	0	0	0	0	11
02/01/2025	at Miami (OH)	4-1	1	2	3	11	.091	-10	3-6	0	0	0	0	0	0	0	11
02/07/2025	Denver	4-5	5	8	13	34	.147	+8	3-6	0	0	0	1	0	0	0	10
02/08/2025	Denver	6-5	5	9	14	33	.152	-14	3-6	2	0	0	0	0	1	0	15
Opponents			73	123	196	808	.090	-112	95-234	14	3	4	10	0	3	2	330
ASU			105	187	292	903	.116	+101	98-204	25	7	6	17	1	2	5	395

OPPONENT PER-GAME

Games played	Shots per game	Goals per game	Assists per game	Points per game
28	28.86	2.61	4.39	7.00

Date	Opponent	Score	MINUTES	GA	GA AVG	SAVES	SAVES%	W	L	T	PP	SH	EN	PN	SO
10/04/2024	at Air Force	8-1	60:00	8	8.00	16	.667	0	1	0	2	3	0	0	0
10/05/2024	at Air Force	3-4	62:44	3	5.38	32	.814	1	0	0	0	0	0	0	0
10/11/2024	Michigan	1-4	60:00	1	3.94	35	.874	1	0	0	1	0	0	0	0
10/12/2024	Michigan	3-3	65:00	3	3.63	28	.881	0	0	1	1	0	0	0	1
10/18/2024	at Providence	1-4	60:00	1	3.12	27	.896	1	0	0	0	0	0	0	0
10/19/2024	at Providence	1-2	60:00	1	2.77	31	.909	1	0	0	0	0	0	0	0
10/25/2024	at Northern Mich.	3-1	60:00	3	2.81	37	.912	0	1	0	0	0	0	1	0
10/26/2024	at Northern Mich.	2-0	60:00	2	2.71	36	.917	0	1	0	1	0	1	0	0
11/08/2024	at Colorado Col.	3-4	61:44	3	2.73	27	.915	1	0	0	1	0	0	0	0
11/09/2024	at Colorado Col.	1-3	60:00	1	2.56	41	.923	1	0	0	0	0	0	0	0
11/15/2024	Omaha	2-4	60:00	2	2.51	41	.926	1	0	0	1	0	0	0	0
11/16/2024	Omaha	3-2	60:00	3	2.55	41	.927	0	1	0	0	0	0	0	0
11/22/2024	at Denver	3-2	60:00	3	2.58	27	.925	0	1	0	0	0	0	0	0
11/23/2024	at Denver	5-2	60:00	5	2.75	24	.919	0	1	0	1	0	1	0	0
12/06/2024	Minn. Duluth	5-3	60:00	5	2.90	23	.914	0	1	0	1	0	1	0	0
12/07/2024	Minn. Duluth	3-2	64:42	3	2.89	25	.913	0	1	0	0	0	0	0	0
01/03/2025	Robert Morris	7-3	60:00	7	3.13	28	.906	0	1	0	1	0	0	0	0
01/04/2025	Cornell	4-0	60:00	4	3.18	24	.903	0	1	0	1	0	0	0	0
01/10/2025	North Dakota	4-1	60:00	4	3.22	27	.902	0	1	0	1	0	0	0	0
01/11/2025	North Dakota	3-4	62:19	3	3.21	21	.901	1	0	0	2	1	0	0	0
01/17/2025	at St. Cloud St.	6-3	60:00	6	3.34	22	.896	0	1	0	1	0	1	0	0
01/18/2025	at St. Cloud St.	5-3	60:00	5	3.41	20	.893	0	1	0	4	0	1	0	0
01/24/2025	Colorado Col.	4-1	60:00	4	3.44	25	.892	0	1	0	1	1	1	0	0
01/25/2025	Colorado Col.	4-5	60:00	4	3.46	30	.891	1	0	0	1	0	0	0	0
01/31/2025	at Miami (OH)	7-1	60:00	7	3.60	18	.886	0	1	0	2	2	0	0	0
02/01/2025	at Miami (OH)	4-1	60:00	4	3.62	20	.884	0	1	0	1	0	0	0	0
02/07/2025	Denver	4-5	64:17	4	3.62	23	.883	1	0	0	1	0	0	0	0
02/08/2025	Denver	6-5	61:26	6	3.70	49	.884	0	1	0	0	0	0	0	0
Opponents			1702:12	105	3.70	798	.884	10	17	1	25	7	6	0	1
ASU			1702:12	73	2.57	735	.910	17	10	1	14	3	4	0	0

2024-25 GAME RESULTS



2024-25 Arizona St. Men's Ice Hockey
Game Results
All games

Page 1/1
as of Feb 09, 2025

Team Results

	Date	Opponent		Score	Shots	Overall	Conf	Time	Att.	Goalie of record
	10/04/2024	at Air Force	W	8-1	24/28	1-0-0	0-0-0	2:43	2078	HOMER, Gibson
	10/05/2024	at Air Force	Lot	3-4	35/33	1-1-0	0-0-0	3:15	1626	PAVICICH, Luke
	10/11/2024	Michigan	L	1-4	36/34	1-2-0	0-0-0	1:21	5156	HOMER, Gibson
	10/12/2024	Michigan	Tot	3-3	31/34	1-2-1	0-0-0	2:52	5354	HOMER, Gibson
	10/18/2024	at Providence	L	1-4	28/27	1-3-1	0-0-0	2:37	3030	HOMER, Gibson
	10/19/2024	at Providence	L	1-2	32/38	1-4-1	0-0-0	2:28	2360	PAVICICH, Luke
	10/25/2024	at Northern Mich.	W	3-1	40/17	2-4-1	0-0-0	2:55	2576	PAVICICH, Luke
	10/26/2024	at Northern Mich.	W	2-0	38/22	3-4-1	0-0-0	3:09	2772	HOMER, Gibson
*	11/08/2024	at Colorado Col.	Lot	3-4	30/21	3-5-1	0-1-0	3:07	3650	HOMER, Gibson
*	11/09/2024	at Colorado Col.	L	1-3	42/21	3-6-1	0-2-0	2:50	3710	PAVICICH, Luke
*	11/15/2024	Omaha	L	2-4	43/23	3-7-1	0-3-0	2:51	5157	PAVICICH, Luke
*	11/16/2024	Omaha	W	3-2	44/22	4-7-1	1-3-0	2:39	5025	PAVICICH, Luke
*	11/22/2024	at Denver	W	3-2	30/32	5-7-1	2-3-0	2:45	6304	PAVICICH, Luke
*	11/23/2024	at Denver	W	5-2	29/28	6-7-1	3-3-0	2:38	6490	PAVICICH, Luke
*	12/06/2024	Minn. Duluth	W	5-3	28/38	7-7-1	4-3-0	3:01	5017	PAVICICH, Luke
*	12/07/2024	Minn. Duluth	Wot	3-2	28/35	8-7-1	5-3-0	3:00	5009	PAVICICH, Luke
	01/03/2025	Robert Morris	W	7-3	35/25	9-7-1	5-3-0	2:44	4182	PAVICICH, Luke
	01/04/2025	Cornell	W	4-0	28/34	10-7-1	5-3-0	2:46	4340	HOMER, Gibson
*	01/10/2025	North Dakota	W	4-1	31/28	11-7-1	6-3-0	2:45	5174	HOMER, Gibson
*	01/11/2025	North Dakota	Lot	3-4	24/36	11-8-1	6-4-0	3:01	5205	PAVICICH, Luke
*	01/17/2025	at St. Cloud St.	W	6-3	28/33	12-8-1	7-4-0	2:28	3245	HOMER, Gibson
*	01/18/2025	at St. Cloud St.	W	5-3	25/34	13-8-1	8-4-0	2:44	3697	HOMER, Gibson
*	01/24/2025	Colorado Col.	W	4-1	29/25	14-8-1	9-4-0	2:43	5150	PAVICICH, Luke
*	01/25/2025	Colorado Col.	L	4-5	34/41	14-9-1	9-5-0	2:46	5160	HOMER, Gibson
*	01/31/2025	at Miami (OH)	W	7-1	25/21	15-9-1	10-5-0	2:41	2303	PAVICICH, Luke
*	02/01/2025	at Miami (OH)	W	4-1	24/11	16-9-1	11-5-0	2:47	2257	PAVICICH, Luke
*	02/07/2025	Denver	Lot	4-5	27/34	16-10-1	11-6-0	2:56	5215	PAVICICH, Luke
*	02/08/2025	Denver	Wot	6-5	55/33	17-10-1	12-6-0	2:56	5191	PAVICICH, Luke

Team Record	W-L-T	Attendance	Dates	Total	Avg.
Overall:	17-10-1	Total:	28	116433	4158
Conference:	12-6-0	Home:	14	70335	5024
Home:	8-5-1	Away:	14	46098	3293
Away:	9-5-0	Neutral:	0	0	0
Neutral:	0-0-0				
Overtime:	2-4-1				

2024-25 INDIVIDUAL STATISTICS



2024-25 Arizona St. Men's Ice Hockey
Overall Individual Statistics
All games

Page 1/2
as of Feb 09, 2025

Game Records

Overall	Conference	Home	Away	Neutral
17 - 10 - 1	12 - 6 - 0	8 - 5 - 1	9 - 5 - 0	0 - 0 - 0

		Shots					Penalties					Goals										
#	Player	GP	G	A	PTS	SH	SH%	+/ -	PEN-MIN	MIN	MAJ	OTH	PP	SH	FG	GW	GT	OT	HT	PN	UA	BLK
92	Kirwan, Ryan	28	19	10	29	130	.146	+6	3-6	3	0	0	5	0	3	3	0	0	1	0	1	9
23	Schimek, Bennett	26	12	17	29	65	.185	+6	2-4	2	0	0	2	3	3	2	0	1	1	0	1	10
8	Shlaine, Artem	22	10	18	28	44	.227	+13	0-0	0	0	0	1	2	2	2	0	0	0	0	1	6
61	Sillinger, Lukas	26	7	21	28	43	.163	+3	5-10	5	0	0	1	0	1	0	0	0	0	0	1	15
2	Beck, Noah	28	4	22	26	50	.080	+11	10-20	10	0	0	4	0	0	0	0	0	0	0	0	29
25	Smolen, Kyle	28	9	15	24	54	.167	+9	9-18	9	0	0	5	1	2	1	0	1	0	0	0	25
14	Jackson, Ty	26	6	12	18	38	.158	+4	4-8	4	0	0	3	0	2	1	0	0	0	0	0	11
12	Potter, Cullen	26	9	7	16	88	.102	-1	3-6	3	0	0	1	0	2	1	1	0	0	0	0	5
15	Jackson, Dylan	20	6	8	14	34	.176	+3	4-8	4	0	0	0	0	1	2	0	0	0	0	0	13
37	Court, Sam	28	3	7	10	58	.052	+2	7-14	7	0	0	1	0	0	1	0	0	0	0	1	30
9	Dowd, Anthony	28	1	8	9	32	.031	+14	4-8	4	0	0	1	0	0	0	0	0	0	0	0	19
7	Kjellberg, Joel	24	0	9	9	15	.000	+6	6-12	6	0	0	0	0	0	0	0	0	0	0	0	27
53	Alexander, Ryan	22	3	5	8	38	.079	+9	2-4	2	0	0	0	0	0	0	0	0	0	0	0	9
11	Eckerle, Benji	24	3	4	7	30	.100	0	6-12	6	0	0	0	0	0	1	0	0	0	0	0	23
51	Lucius, Cruz	10	2	5	7	22	.091	+1	3-6	3	0	0	1	0	1	0	0	0	0	0	0	6
82	Schoen, Charlie	13	3	3	6	27	.111	+7	2-4	2	0	0	0	0	0	0	0	0	0	0	0	3
29	Gordon, Cole	26	3	2	5	21	.143	-2	1-2	1	0	0	0	0	2	0	0	0	0	0	0	7
74	Boser, Brasen	28	2	3	5	42	.048	+6	2-4	2	0	0	0	0	0	1	0	0	0	0	0	47
18	Hymovitch, David	19	2	3	5	15	.133	+1	0-0	0	0	0	0	0	0	1	0	0	0	0	0	0
16	Szmagaj, Ethan	19	1	2	3	10	.100	-3	0-0	0	0	0	0	1	0	1	0	0	0	0	0	25
5	Murchison, Ty	28	0	3	3	31	.000	+6	17-42	16	0	1	0	0	0	0	0	0	0	0	0	68
10	Ness, Tucker	13	0	2	2	10	.000	+2	2-4	2	0	0	0	0	0	0	0	0	0	0	0	5
43	Helm, Cole	3	0	1	1	0	.000	+1	1-2	1	0	0	0	0	0	0	0	0	0	0	0	1
89	Achille, Tony	11	0	0	0	6	.000	-3	1-2	1	0	0	0	0	0	0	0	0	0	0	0	2
31	Homer, Gibson	12	0	0	0	0	.000	0	0-0	0	0	0	0	0	0	0	0	0	0	0	0	0
1	Pavicich, Luke	17	0	0	0	0	.000	0	0-0	0	0	0	0	0	0	0	0	0	0	0	0	0
TM	TEAM	28	0	0	0	0	.000	0	4-8	0	0	0	0	0	0	0	0	0	0	0	0	0
Totals		28	105	187	292	903	.116	+101	98-204	97	0	1	25	7	19	17	1	2	2	0	5	395
Opponents		28	73	123	196	808	.090	-112	95-234	87	4	4	14	3	8	10	0	4	3	0	2	330

			Goal Average			Saves		Record				Goals Allowed				
#	Player	GP-GS	MINUTES	GA	AVG	SAVES	PCT	W	L	T	SHO	PP	SH	EN	PEN	SOG
31	Homer, Gibson	12-12	707:55	31	2.63	325	.913	6	4	1	2	5	2	2	0	0
1	Pavicich, Luke	17-16	976:56	38	2.33	401	.913	11	6	0	0	9	0	2	0	0
TM	EMPTY NET	-	17:21	4	13.83	9	.692	0	0	0	0	0	1	0	0	0
Totals		28	1702:12	73	2.57	735	.910	17	10	1	2	14	3	4	0	0
Opponents		28	1702:12	105	3.70	798	.884	10	17	1	0	25	7	6	0	1

2024-25 BOX SCORES

Game 1



2024-25 Men's Ice Hockey
Box Score Report
Oct 04, 2024, Start time: 07:05 PM, Cadel Ice Arena, USAF Academy, Colorado
Attendance: 2078

Game duration: 2:25

ARIZONA ST. (1-0-0)

VS

AIR FORCE (0-1-0)

Box score

Prd	Time	Team	Scored by	Assists	Visitors on ice	Home on ice
1	1st 12:30	ASU	SH	Bennett Schimek/1		G31, 16, 5, 23, 53
2	1st 15:57	ASU	EV	Dylan Jackson/1	Ty Jackson/1 Noah Beck/1	G31, 2, 37, 61, 15, 14
3	2nd 05:26	ASU	SH	Bennett Schimek/2	Noah Beck/2	G31, 7, 2, 23, 53
4	2nd 08:16	AF	EV	Clayton Cosentino/1	Nolan Cunningham/1	G31, 7, 74, 61, 15, 14
5	2nd 15:20	ASU	SH	Kyle Smolen/1	Benji Eckerle/1 Joel Kjellberg/1	G31, 7, 5, 11, 25
6	3rd 00:28	ASU	EV	Cullen Potter/1	Bennett Schimek/1	G31, 9, 2, 92, 23, 12
7	3rd 02:39	ASU	PP	Kyle Smolen/2	Noah Beck/3 Dylan Jackson/1	G31, 9, 2, 15, 25, 14
8	3rd 18:44	ASU	PP	Bennett Schimek/3	Ryan Kirwan/1 Lukas Sillinger/1	G31, 37, 92, 61, 23, 12
9	3rd 19:22	ASU	EV	Cole Gordon/1	David Hymovitch/1 Cole Helm/1	G31, 7, 74, 18, 43, 29

Goals by period

Team	1	2	3	Tot
ASU	2	2	4	8
AF	0	1	0	1

Shots by period

Team	1	2	3	Tot
ASU	9	4	11	24
AF	7	12	9	28

Power play goals-ATT (SH)

Period	ASU	AF
1st	0-0(0)	0-2(1)
2nd	0-0(0)	0-3(7)
3rd	2-2(4)	0-1(1)
Total	2-2(4)	0-6(9)

Team summary

#	Player	G	A	P	PM	BL	SH	±
2	Noah Beck	0	3	3	0	0	3	3
5	Ty Murchison	0	0	0	0	2	0	2
7	Joel Kjellberg	0	1	1	2	0	2	2
8	Anthony Dowd	0	0	0	0	0	0	1
11	Benji Eckerle	0	1	1	0	0	0	1
12	Cullen Potter	0	1	1	0	0	2	1
14	Ty Jackson	0	1	1	2	0	4	0
15	Dylan Jackson	1	2	0	3	1	0	1
16	Ethan Szmajag	0	0	0	0	3	0	1
18	David Hymovitch	0	1	1	0	0	0	1
23	Bennett Schimek	3	4	0	0	5	3	3
25	Kyle Smolen	2	0	2	2	1	2	1
29	Cole Gordon	1	0	1	0	0	1	1
31	Gibson Homer	0	0	0	0	0	0	0
37	Sam Court	0	0	0	0	1	1	1
43	Cole Helm	0	1	1	2	0	0	1
61	Ryan Alexander	0	0	0	2	0	0	2
63	Lukas Sillinger	0	1	1	2	0	0	0
74	Brasen Boser	0	0	0	0	1	0	0
82	Ryan Kirwan	0	1	1	0	0	3	1
1	Luke Pavlich	0	0	0	0	0	0	0
30	Chase Hamm	0	0	0	0	0	0	0
Total		8	12	20	12	14	24	22

Falcons

#	Player	G	A	P	PM	BL	SH	±
1	Guy Blessing	0	0	0	0	0	0	0
2	Beau Jarzig	0	0	0	0	0	0	-1
3	Ren Morque	0	0	0	0	0	1	0
8	Ethan Ullrich	0	0	0	0	0	2	-1
10	Austin Schwartz	0	0	0	0	0	2	0
12	James Callahan	0	0	0	0	0	1	-2
13	Mason McCormick	0	0	0	2	3	-2	-2
14	Will Dawson	0	0	0	2	1	0	0
15	Owen Dubois	0	0	0	0	0	0	-1
17	Michael Kadecik	0	0	0	0	0	1	-1
18	Holt Oliphant	0	0	0	0	0	0	-2
20	Nolan Cunningham	0	1	1	0	0	0	0
22	Chris Hedden	0	0	0	0	0	2	-3
26	Clayton Cosentino	1	0	1	0	1	-1	-3
27	Sam Stitz	0	0	0	0	0	1	-1
28	Michell Digby	0	0	0	0	0	1	-1
35	Carter Clifton	0	0	0	0	0	0	0
44	Will Staring	0	0	0	0	0	3	1
48	Nick Remissong	0	0	0	0	0	2	-2
64	Brendan Gibbons	0	0	0	0	0	5	-3
82	Andrew DeCarlo	0	0	0	0	0	0	-3
30	Dominik West	0	0	0	0	0	0	0
Total		1	1	2	4	14	28	-25

Penalty minutes

Period	ASU	AF
1st	2-4	0-0
2nd	3-6	0-0
3rd	1-2	2-4
Total	6-12	2-4

Three stars

Officials

Referee: Michael Sheehan
Referee: Matthew Hallcock
Linesman: Brendan Gormely
Linesman: Seth Mukai

Referee's Signature _____



Game 3



2024-25 Men's Ice Hockey
Box Score Report
Oct 11, 2024, Start time: 03:30 PM, Mullet Arena, Tempe, Arizona
Attendance: 5156

Game duration: 20:48

MICHIGAN (2-1-0)

VS

ARIZONA ST. (1-2-0)

Box score

Prd	Time	Team	Scored by	Assists	Visitors on ice	Home on ice
1	1st 16:17	Michigan	EV	Garrett Schick/5	Josh Eernisse/2	G1, 27, 15, 17, 6, 13
2	2nd 05:45	Michigan	SH	Garrett Schick/5	Jackson-Hallum/2	G1, 73, 5, 17, 21
3	2nd 03:20	Michigan	PP	Michael Hage/3	T.J. Hughes/3 Tim Lovell/2	G1, 27, 8, 19, 94, 13
4	3rd 14:29	Arizona St	PP	Ty Jackson/2	Dylan Jackson/4 Noah Beck/7	G1, 63, 5, 22, 21
5	3rd 18:40	Michigan	SH, EN	Garrett Schick/7	Mark Easpaq/2	G1, 5, 73, 17, 94

Goals by period

Team	1	2	3	Tot
Michigan	1	2	1	4
Arizona St	0	0	1	1

Shots by period

Team	1	2	3	Tot
Michigan	13	11	10	34
Arizona St	12	9	15	36

Team summary

#	Player	G	A	P	PM	BL	SH	±
1	Logan Stein	0	0	0	0	0	0	0
3	Hunter Hady	0	0	0	0	0	0	0
5	Tyler Duke	0	0	0	0	2	1	2
6	Josh Eernisse	0	1	1	12	0	0	1
7	Dakota Rheasume-Mullen	0	0	0	0	0	0	0
8	William Whitelaw	0	0	0	0	0	0	0
9	Nick Moldenhauer	0	0	0	0	1	1	0
13	T.J. Hughes	0	1	1	0	0	2	1
15	Jacob Truscott	0	0	0	2	1	2	1
17	Garrett Schick/5	3	0	3	0	0	5	3
19	Michael Hage	1	1	0	0	0	1	0
21	Philippe Lapointe	0	0	0	0	0	0	0
24	Christian Humphreys	0	0	0	0	0	0	0
22	Tim Lovell	0	1	4	1	1	1	1
33	Kieran Draper	0	0	0	0	0	2	0
63	Lucia Fantilli	0	0	0	0	0	0	0
70	Ethan Edwards	0	0	0	0	0	0	0
91	Evan Werner	0	0	0	0	1	2	0
86	Mark Easpaq	0	0	0	0	0	3	1
29	Andrew Albano	0	0	0	0	0	0	0
31	Cameron Korpi	0	0	0	0	0	0	0
Total		4	5	9	24	10	34	13

Power play goals-ATT (SH)

Period	Michigan	Arizona St
1st	0-0(0)	0-0(0)
2nd	1-2(1)	0-2(0)
3rd	0-0(0)	1-0(7)
Total	1-2(1)	1-0(7)

Penalty minutes

Period	Michigan	Arizona St
1st	1-2	0-0
2nd	1-2	2-4
3rd	0-0	3-14
Total	2-4	5-18

Three stars

1. Garrett Schick/5
2. Logan Stein
3. Ty Jackson

Referee: Nathan Weller
Referee: Stan Szczurek
Linesman: Chris Zorzi
Linesman: Mike Sarter

Goalenders

#	Player	Min	GA	1	2	3	Saves
1	Logan Stein	60:00	1	12	9	14	35
Win - Logan Stein (2-1-0)							
TM	EMPTY NET	01:59	1	0	0	0	30
Loss - Gibson Homer (1-2-0)							

Referee's Signature _____



Game 2



2024-25 Men's Ice Hockey
Box Score Report
Oct 05, 2024, Start time: 07:05 PM, Cadel Ice Arena, USAF Academy, Colorado
Attendance: 1626

Game duration: 2:22

ARIZONA ST. (1-1-0)

VS

AIR FORCE (1-1-0)

Box score

Prd	Time	Team	Scored by	Assists	Visitors on ice	Home on ice
1	1st 00:27	ASU	EV	Bennett Schimek/4	Noah Beck/4 Cullen Potter/1	G1, 9, 2, 23, 12, 29
2	1st 05:31	ASU	EV	Kyle Smolen/3	Noah Beck/5 Dylan Jackson/2	G1, 9, 2, 15, 25, 14
3	1st 18:59	AF	EV	Brendan Gibbons/1	Mason McCormick/1 Austin Schwartz/1	G1, 7, 5, 92, 23, 12
4	2nd 09:24	AF	EV	Clayton Cosentino/2	Nick Remissong/1	G1, 16, 37, 92, 15, 14
5	3rd 19:02	ASU	EV	Ryan Kirwan/1	Bennett Schimek/2 Anthony Dowd/1	G1, 7, 5, 92, 23, 12
6	3rd 19:33	AF	EA	Brendan Gibbons/2	Mason McCormick/2 Clayton Cosentino/1	G1, 16, 7, 11, 23, 25
7	OT1 02:44	AF	PP	Clayton Cosentino/3	Nick Remissong/2 Chris Hedden/1	G1, 16, 5, 25

Goals by period

Team	1	2	3	OT1	Tot
ASU	2	0	1	0	3
AF	1	1	1	1	4

Shots by period

Team	1	2	3	OT1	Tot
ASU	15	6	13	1	35
AF	5	19	8	1	33

Power play goals-ATT (SH)

Period	ASU	AF
1st	0-1(1)	0-0(0)
2nd	0-0(0)	0-2(4)
3rd	0-0(0)	1-1(1)
OT1	0-0(0)	1-1(1)
Total	0-3(1)	1-4(6)

Team summary

#	Player	G	A	P	PM	BL	SH	±
1	Luke Pavlich	0	0	0	0	0	0	0
2	Noah Beck	0	2	2	0	0	2	0
3	Ty Murchison	0	0	0	0	2	0	0
7	Joel Kjellberg	0	0	0	0	1	1	0
8	Anthony Dowd	0	1	1	0	0	1	2
11	Benji Eckerle	0	0	0	0	0	2	-1
12	Cullen Potter	0	1	1	2	0	6	1
14	Ty Jackson	0	0	0	0	0	1	0
15	Dylan Jackson	0	1	1	0	0	0	0
16	Ethan Szmajag	0	0	0	0	0	0	-2
18	Holt Oliphant	0	0	0	0	1	0	0
23	Bennett Schimek	1	1	2	2	1	0	0
25	Kyle Smolen	1	0	1	2	4	0	0
29	Cole Gordon	0	0	0	0	0	0	1
37	Sam Court	0	0	0	0	0	6	-1
43	Cole Helm	0	0	0	0	0	0	0
53	Ryan Alexander	0	0	0	0	0	1	0
61	Lukas Sillinger	0	0	0	0	2	0	0
74	Brasen Boser	0	0	0	0	2	0	0
82	Ryan Kirwan	1	0	1	2	0	5	-1
30	Chase Hamm	0	0	0	0	0	0	0
31	Gibson Homer	0	0	0	0	0	0	0
Total		3	6	9	8	8	35	0

Penalty minutes

Period	ASU	AF
1st	0-0	1-2
2nd	3-6	2-4
3rd	0-0	0-0

2024-25 Sun Devil Hockey Game Notes

2024-25 BOX SCORES

Game 5



2024-25 Men's Ice Hockey
Box Score Report

Oct 18, 2024, Start time: 07:00 PM, Schneider Arena, Providence, Rhode Island
Attendance: 3030

Game duration: 2:17

ARIZONA ST. (1-3-1)

VS

PROVIDENCE (1-1-0)

Box score

Prd	Time	Team	Scored by	Assists	Visitors on ice	Home on ice
1	1st 03:37	PC	EV Tanner Adams#1	Hudson Malinoski#1	G31, 7, 5, 89, 18, 29	G35, 23, 6, 12, 19, 9
2	1st 13:02	PC	EV Tanner Adams#2	Nick Poisson#1 Taige Harding#1	G31, 7, 2, 92, 23, 12	G35, 2, 23, 12, 19, 10
3	2nd 10:05	PC	EV Logan Will#1	Austen May#1 Will Elger#1	G31, 9, 74, 92, 23, 12	G35, 24, 27, 21, 15, 10
4	3rd 04:52	ASU	EV Ryan Kirwan#2	Bennett Schimek#4	G31, 9, 37, 92, 23, 12	G35, 2, 23, 20, 11, 17
5	3rd 18:00	PC	EN Tanner Adams#3	Chase Yoder#1 Nick Poisson#2	2, 92, 61, 23, 25, 12	G35, 2, 4, 12, 19, 17

Goals by period

Team	1	2	3	Tot
ASU	0	0	1	1
PC	2	1	1	4

Shots by period

Team	1	2	3	Tot
ASU	9	6	13	28
PC	12	7	8	27

Team summary

#	Player	G	A	P	PM	BL	SH	+	-
1	Noah Beck	0	0	0	0	2	1	-2	
5	Ty Murchison	0	0	0	2	0	0	-1	
7	Joel Kurlberg	0	0	0	0	0	0	-1	
9	Anthony Dowd	0	0	0	0	2	0	-1	
11	Benji Eckerle	0	0	0	0	0	5	0	
12	Cullen Potter	0	0	0	0	2	2	-2	
14	Ty Jackson	0	0	0	0	2	0	-1	
15	Dylan Jackson	0	0	0	0	2	0	-1	
16	Ethan Szmajgl	0	0	0	0	2	0	-1	
18	David Hymovitch	0	0	0	0	2	1	-1	
23	Bennett Schimek	0	1	1	0	0	1	-2	
25	Kyle Smolen	0	0	0	0	0	1	-1	
29	Cole Gordon	0	0	0	0	0	0	-1	
31	Gibson Homer	0	0	0	0	0	0	-1	
37	Sam Court	0	0	0	0	0	2	-1	
53	Ryan Alexander	0	0	0	0	0	2	-1	
61	Lukas Sillinger	0	0	0	0	0	1	-1	
74	Brasen Boser	0	0	0	0	0	1	-1	
89	Tony Achille	0	0	0	0	0	0	-1	
92	Ryan Kirwan	1	0	1	0	0	5	-2	
1	Luke Pavlich								dnp
30	Chase Hamm								dnp
Totals:		1	1	2	2	10	28	-16	

#	Player	G	A	P	PM	BL	SH	+	-
2	Thomas Machu	0	0	0	0	2	1	-1	
3	Guillaume Richard	0	0	0	0	1	0	-1	
6	Alexander Bales	0	0	0	0	0	3	-1	
9	Bradlen Clark	0	1	1	0	0	1	-1	
9	Hudson Malinoski	0	1	1	0	0	2	-1	
10	Logan Will	1	0	1	0	0	2	-2	
11	Graham Gamache	0	0	0	0	0	1	-1	
12	Nick Poisson	0	2	2	0	0	1	-3	
15	Will Elger	0	1	1	0	0	0	-1	
18	Trevor Connolly	0	0	0	2	0	2	-2	
17	Chase Yoder	0	1	1	0	0	2	-2	
19	Tanner Adams	3	0	3	0	0	5	-3	
20	Logan Sawyer	0	0	0	0	0	1	-1	
21	John Mustard	0	0	0	0	0	1	-1	
23	Andrew Centrella	0	0	0	2	0	0	-1	
34	Austen May	0	1	1	0	0	2	-1	
25	Connor Kelley	0	0	0	0	0	0	-1	
27	Tagge Harding	0	1	1	0	0	2	-1	
35	Philip Svedebäck	0	0	0	0	0	0	-1	
38	Ryan O'Reilly	0	0	0	0	0	1	-1	
1	John Driscoll								dnp
29	Zachary Borgeil								dnp
Totals:		4	7	11	4	6	27	-15	

Power play goals-ATT (SH)

Period	ASU	PC
1st	0-1(1)	0-0(0)
2nd	0-0(1)	0-1(1)
3rd	0-1(0)	0-0(0)
Total	0-2(2)	0-1(1)

Penalty minutes

Period	ASU	PC
1st	0-0	1-2
2nd	1-2	1-2
3rd	0-0	0-0
Total	1-2	2-4

Three stars

1. Tanner Adams
2. Logan Will
3. Philip Svedebäck

Officials

Referee: Jim Curtin
Referee: Jeremy Tufts
Linesman: Nick Brigrani
Linesman: Connor Foley

Goaltenders

#	Player	Min	GA	1	2	3	Saves
31	Gibson Homer	59:12	3	10	6	7	23
TM	EMPTY NET	00:48	1	0	0	0	0
Loss - Gibson Homer (1-2-1)							

#	Player	Min	GA	1	2	3	Saves
35	Philip Svedebäck	60:00	1	9	6	12	27
Win - Philip Svedebäck (1-1-0)							

Referee's Signature



Game 7



2024-25 Men's Ice Hockey
Box Score Report

Oct 25, 2024, Start time: 07:07 PM, Berry Events Center, Marquette,
Attendance: 2576

Game duration: 2:32

ARIZONA ST. (2-4-1)

VS

NORTHERN MICH. (1-4-0)

Box score

Prd	Time	Team	Scored by	Assists	Visitors on ice	Home on ice
1	1st 12:50	ASU	EV Bennett Schimek#5	Lukas Sillinger#4 Noah Beck#9	G1, 2, 10, 61, 23, 12	G30, 5, 3, 18, 11, 19
2	1st 17:05	NMU	EV Anthony Clithe#2	Tyran Ewart#3 Danny Ciccarelli#1	G1, 37, 74, 92, 15, 14	G30, 20, 6, 24, 28, 27
3	3rd 16:59	ASU	EA Ryan Kirwan#4	Dylan Jackson#1 Lukas Sillinger#5	37, 5, 92, 61, 15, 14	G30, 6, 8, 24, 29, 27
4	3rd 19:53	ASU	EN Benji Eckerle#1	Artem Shialine#1 Ty Murchison#1	G1, 2, 5, 11, 18, 8	6, 32, 17, 14, 19, 27

Team summary

#	Player	G	A	P	PM	BL	SH	+	-
1	Luke Pavlich	0	0	0	0	0	0	-1	
2	Noah Beck	0	0	0	0	0	2	-1	
5	Ty Murchison	0	0	0	0	2	2	-2	
8	Artem Shialine	0	0	0	0	0	1	-1	
9	Anthony Dowd	0	0	0	0	1	0	-1	
10	Tucker Ness	0	0	0	0	0	0	-1	
11	Benji Eckerle	1	0	1	0	1	1	-1	
12	Cullen Potter	0	0	0	0	0	1	-1	
14	Ty Jackson	0	0	0	0	1	1	-0	
15	Dylan Jackson	0	0	0	0	1	1	-0	
16	Ethan Szmajgl	0	0	0	0	1	4	-0	
18	David Hymovitch	0	0	0	0	0	1	-1	
23	Bennett Schimek	1	0	1	0	0	1	-1	
25	Kyle Smolen	0	0	0	0	0	0	-1	
27	Sam Court	0	0	0	0	0	1	-0	
33	Ryan Alexander	0	0	0	0	0	0	-1	
61	Lukas Sillinger	0	2	2	0	2	2	-2	
74	Brasen Boser	0	0	0	0	2	0	-1	
82	Charlie Schoen	0	0	0	0	0	3	-0	
92	Ryan Kirwan	1	0	1	0	0	2	-0	
Totals:		3	6	9	2	12	40	-11	

Goals by period

Team	1	2	3	Tot
ASU	1	0	2	3
NMU	1	0	0	1

Shots by period

Team	1	2	3	Tot
ASU	10	14	16	40
NMU	7	4	6	17

Power play goals-ATT (SH)

Period	ASU	NMU
1st	0-0(0)	0-0(0)
2nd	0-0(0)	0-0(0)
3rd	0-0(0)	0-1(1)
Total	0-0(0)	0-1(1)

Penalty minutes

Period	ASU	NMU
1st	0-0	0-0
2nd	0-0	2-7
3rd	1-2	0-0
Total	1-2	2-7

Three stars

1. Ryan Kirwan
2. Lukas Sillinger
3. Ryan Ouellette

Officials

Referee: Rick Nelson
Referee: Tyler Olson
Linesman: Eric Froberg
Linesman: Jamie Grace

Goaltenders

#	Player	Min	GA	1	2	3	Saves
1	Luke Pavlich	59:34	1	6	4	6	16
TM	EMPTY NET	00:26	0	0	0	0	0
Win - Luke Pavlich (1-3-0)							

#	Player	Min	GA	1	2	3	Saves
30	Ryan Ouellette	58:52	2	9	14	14	37
TM	EMPTY NET	01:58	1	0	0	0	0
Loss - Ryan Ouellette (1-3-0)							

Referee's Signature



Game 6



2024-25 Men's Ice Hockey
Box Score Report

Oct 19, 2024, Start time: 04:00 PM, Schneider Arena, Providence, Rhode Island
Attendance: 2360

Game duration: 2:99

ARIZONA ST. (1-4-1)

VS

PROVIDENCE (2-1-0)

Box score

Prd	Time	Team	Scored by	Assists	Visitors on ice	Home on ice
1	3rd 05:54	PC	EV Hudson Malinoski#2	Nick Poisson#3 Tanner Adams#1	G1, 37, 74, 92, 15, 12	G29, 24, 27, 12, 19, 9
2	3rd 15:19	PC	EV Taige Harding#1	Hudson Malinoski#2	G1, 37, 2, 92, 15, 14	G29, 24, 27, 12, 19, 9
3	3rd 19:24	ASU	EA Ryan Kirwan#3	Ty Jackson#2 Noah Beck#8	2, 92, 15, 53, 14, 12	G29, 2, 4, 12, 19, 17

Team summary

#	Player	G	A	P	PM	BL	SH	+	-
1	Luke Pavlich	0	0	0	0	0	0	-1	-1
2	Noah Beck	0	1	1	2	0	2	0	-1
5	Ty Murchison	0	0	0	0	0	1	0	-1
9	Anthony Dowd	0	0	0	0	1	1	0	-1
10	Tucker Ness	0	0	0	0	0	0	-1	-1
11	Benji Eckerle	0	0	0	2	0	1	0	-1
12	Cullen Potter	0	0	0	0	0	6	0	-1
14	Ty Jackson	0	1	1	0	0	0	-1	-1
15	Dylan Jackson	0	0	0	0	1	0	-1	-1
16	Ethan Szmajgl	0	0	0	0	2	2	0	-1
18	David Hymovitch	0	0	0	0	0	1	0	-1
23	Bennett Schimek	0	0	0	2	0	3	0	-1
25	Kyle Smolen	0	0	0	0	1	3	0	-1
29	Cole Gordon	0	0	0	0	0	1	0	-1
37	Sam Court	0	0	0	0	0	2	-2	-1
53	Ryan Alexander	0	0	0	0	2	1	-1	-1
61	Lukas Sillinger	0	0	0	0	0	1	0	-1
74	Brasen Boser	0	0	0	0	2	2	-1	-1
89	Tony Achille	0	0	0	0	0	0	-1	-1
92	Ryan Kirwan	1	0	1	0	1	5	-1	-1
30	Chase Hamm								dnp
31	Gibson Homer								dnp
Totals:		1	2	3	6	11	32	-4	

#	Player	G	A	P	PM	BL	SH	+	-
---	--------	---	---	---	----	----	----	---	---

2024-25 Sun Devil Hockey Game Notes

2024-25 BOX SCORES

Game 9



2024-25 Men's Ice Hockey
Box Score Report
Nov 08, 2024, Start time: 07:00 PM, Ed Robson Arena, Colorado Springs, Colorado
Attendance: 3650

Game duration: 2:30

ARIZONA ST. (3-5-1, 0-1-0)

VS

COLORADO COL. (7-0-0, 1-0-0)

Box score

Prd	Time	Team	Scored by	Assists	Visitors on ice	Home on ice
1	1st 03:59	COL	PP Max Burkholder3	Klavs Veinbergs3 Drew Montgomery3	G31, 5, 11, 15, 25	G30, 4, 29, 8, 2, 24
2	1st 11:45	COL	EV Klavs Veinbergs3	Bret Link3	G31, 9, 12, 18, 23, 14	G30, 6, 18, 29, 10, 24
3	1st 18:15	ASU	EV Ryan Alexander1	Benji Eckerle2 Anthony Dowd3	G31, 9, 5, 11, 53, 18	G30, 6, 18, 8, 9, 25
4	2nd 06:40	ASU	EV Dylan Jackson3	Noah Beck10 Ty Jackson3	G31, 16, 2, 92, 15, 14	G30, 23, 10, 20, 24, 25
5	3rd 07:17	ASU	PP Noah Beck2	Cullen Potter3 Kyle Smolen2	G31, 2, 12, 89, 25, 8	G30, 4, 5, 29, 27
6	3rd 19:03	COL	EA Stanley Cooley2	Ty Gallagher5 Bret Link4	16, 74, 92, 18, 8	6, 28, 10, 20, 27, 9
7	OT1 01:44	COL	EV Zacharyya Wisdom2	Max Burkholder3	G31, 5, 15, 14	G30, 4, 29, 2

Team summary

Sun Devils										Tigers									
#	Player	G	A	P	PM	BL	SH	+	-	#	Player	G	A	P	PM	BL	SH	+	-
2	Noah Beck	1	1	2	0	0	3	1		2	Zacharyya Wisdom	1	0	1	0	0	3	1	
5	Ty Murchison	0	0	0	0	4	1	0		4	Max Burkholder	1	1	2	0	2	1	1	
8	Antem Shlaine	0	0	0	0	0	0	1	-1	5	Ryan Koering	0	0	0	0	3	1	0	
8	Anthony Dowd	0	1	1	0	0	0	0		6	Ty Gallagher	0	1	1	0	1	2	1	
10	Tucker Ness	0	0	0	0	1	0	0		8	Ryan Beck	0	0	0	0	0	1	1	
11	Benji Eckerle	0	1	1	0	0	0	0		9	Owen Beckner	0	0	0	0	0	1	0	
12	Cullen Potter	0	1	1	0	0	0	-1		10	Bret Link	0	2	2	0	0	1	1	
14	Ty Jackson	0	1	1	0	1	1	-1		11	Chase McLane	0	0	0	0	0	0	0	
15	Dylan Jackson	1	0	1	2	2	1	0		14	Brady Cleveland	0	0	0	0	3	0	0	
16	Ethan Smagaj	0	0	0	0	0	1	3	0	17	Tyler Coffey	0	0	0	0	0	2	0	
18	David Hymovitch	0	0	0	0	0	0	3	-1	18	Phaser Scott	0	0	0	0	0	1	0	
23	Bennet Schimek	0	0	0	0	0	0	0	-1	19	Charlie Sheple	0	0	0	0	2	0	1	0
25	Kyle Smolen	0	1	1	0	0	1	0		20	Gavin Lindberg	0	0	0	0	0	1	1	0
29	Cole Gordon	0	0	0	0	2	0	1	0	23	Ethan Straly	0	0	0	0	1	0	-1	
31	Gibson Homer	0	0	0	0	0	0	0	0	24	Klavs Veinbergs	1	1	2	0	1	2	0	
37	Sam Court	0	0	0	0	2	1	4	0	25	Ryan Stuart	0	0	0	0	0	1	2	0
53	Ryan Alexander	1	0	1	0	1	2	1		27	Stanley Cooley	1	0	1	0	0	3	3	1
74	Brasen Boser	0	0	0	0	0	1	0	-1	28	Gleb Veremyev	0	0	0	0	0	1	0	-1
89	Tony Achille	0	0	0	0	0	0	2	0	29	Drew Montgomery	0	1	1	0	1	1	2	
92	Ryan Kirwan	0	0	0	0	0	1	4	0	30	Kaidan Mbereko	0	0	0	0	0	0	0	0
1	Luke Pavlich							dnp		31	Henry Wilder							dnp	
39	Zakari Brice							dnp		32	Carsen Musser							dnp	
Totals: 3 : 6 : 9 : 6 : 13 : 30 : -3										Totals: 4 : 6 : 10 : 8 : 14 : 21 : 4									

Referee's Signature



Game 11



2024-25 Men's Ice Hockey
Box Score Report
Nov 16, 2024, Start time: 07:30 PM, Mullet Arena, Tempe, Arizona
Attendance: 5157

Game duration: 21:32

OMAHA (3-6-0, 1-2-0)

VS

ARIZONA ST. (3-7-1, 0-3-0)

Box score

Prd	Time	Team	Scored by	Assists	Visitors on ice	Home on ice
1	1st 17:53	Omaha	EV Chase LaPinta1	Cam Mitchell1	G31, 12, 7, 29, 3, 25	G1, 16, 5, 14, 92, 8
2	2nd 05:58	Arizona St	EV Ty Jackson2	Ryan Kirwan2 Brasen Boser1	G30, 2, 46, 6, 17, 23	G1, 9, 74, 14, 92, 8
3	2nd 16:15	Omaha	PP Charlie Lurie1	Dylan Gratton3 Harrison Israels1	G30, 46, 24, 9, 26, 23	G1, 16, 5, 11, 25
4	3rd 03:49	Arizona St	PP Anthony Dowd1	Lukas Sillinger6 Sam Court2	G30, 12, 46, 3, 25	G1, 9, 37, 61, 14, 18
5	3rd 16:49	Omaha	EV Sam Stange3	Griffin Ludtke2	G30, 10, 7, 29, 3, 25	G1, 16, 74, 14, 92, 8
6	3rd 18:53	Omaha	EN Zach Urdahl5	Brook Bremer2 Jacob Guevria4	G30, 10, 5, 6, 26, 22	2, 61, 14, 92, 8, 12

Team summary

Mavericks										Sun Devils									
#	Player	G	A	P	PM	BL	SH	+	-	#	Player	G	A	P	PM	BL	SH	+	-
2	Aiden Gallagher	0	0	0	0	1	0	-1		1	Luke Pavlich	0	0	0	0	0	0	0	0
3	Sam Stange	1	0	0	0	0	2	2		2	Noah Beck	0	0	0	2	1	1	-1	
5	Joe Gramer	0	0	0	0	0	2	3	1	3	Ty Murchison	0	0	0	0	2	4	1	-1
6	Zach Urdahl	0	0	0	0	0	0	2	0	7	Joel Kjelberg	0	0	0	0	0	1	2	0
7	Griffin Ludtke	0	0	0	0	0	0	2	2	8	Antem Shlaine	0	0	0	0	0	0	1	-2
8	Marcus Broberg	0	0	0	0	0	0	0	0	8	Anthony Dowd	0	0	0	0	0	3	1	
9	Brady Risk	0	0	0	0	0	0	1	0	10	Tucker Ness	0	0	0	0	0	0	0	0
10	Jacob Guevria	0	0	1	0	1	1	2		11	Benji Eckerle	0	0	0	0	2	0	1	0
12	Nolan Krenzen	0	0	0	0	0	0	1	1	12	Cullen Potter	0	0	0	0	0	3	-1	
13	Jacob Silepe	0	0	0	0	0	0	0	0	14	Ty Jackson	1	0	0	0	0	3	-2	
17	Alexi Van Houtte-Cachero	0	0	0	0	0	0	-1		16	Ethan Smagaj	0	0	0	0	3	0	-2	
21	Tyler Rollwagen	0	0	0	0	0	0	4	0	18	David Hymovitch	0	0	0	0	0	2	0	
22	Jimmy Glynn	0	0	0	0	0	0	0	1	25	Kyle Smolen	0	0	0	0	0	0	4	0
23	Harrison Israels	0	0	0	0	0	0	1	-1	26	Cole Gordon	0	0	0	0	0	1	0	0
24	Charlie Lurie	1	0	0	0	0	0	3	0	27	Sam Court	0	0	0	0	0	1	2	-1
25	Cam Mitchell	0	0	0	0	0	0	2	2	28	Ryan Alexander	0	0	0	0	0	0	0	0
28	Brook Bremer	0	0	0	0	0	0	1	0	29	Liam Wolkoff	0	0	0	0	0	0	0	0
29	Chase LaPinta	0	0	0	0	0	0	1	2	30	Chase LaPinta	0	0	0	0	0	0	1	3
30	Simon Lakoczy	0	0	0	0	0	0	0	0	32	Ryan Kirwan	0	0	0	0	0	0	0	0
44	Dylan Gratton	0	0	0	0	0	0	0	-1	30	Chase Hamer							dnp	
1	Will Craig							dnp		31	Gibson Homer							dnp	
39	Kevin Reidler							dnp		Totals: 4 : 7 : 11 : 6 : 18 : 23 : 10									

Referee's Signature



Game 10



2024-25 Men's Ice Hockey
Box Score Report
Nov 09, 2024, Start time: 06:00 PM, Ed Robson Arena, Colorado Springs, Colorado
Attendance: 3710

Game duration: 2:28

ARIZONA ST. (3-6-1, 0-2-0)

VS

COLORADO COL. (8-0-0, 2-0-0)

Box score

Prd	Time	Team	Scored by	Assists	Visitors on ice	Home on ice
1	1st 10:41	COL	PP Drew Montgomery3	Zacharyya Wisdom4 Max Burkholder4	G1, 16, 5, 10, 8	G30, 4, 29, 8, 2, 24
2	3rd 11:20	COL	EV Tyler Coffey2	Stanley Cooley4	G1, 37, 74, 14, 92, 15	G30, 6, 18, 17, 29, 27
3	3rd 19:16	ASU	EA David Hymovitch1	Kyle Smolen3 Ty Jackson4	9, 37, 14, 18, 53, 25	G30, 4, 5, 29, 2, 27
4	3rd 19:51	COL	EN Klavs Veinbergs4	Bret Link5 Gavin Lindberg1	2, 14, 11, 8, 12, 25	G30, 6, 18, 10, 20, 24

Team summary

Sun Devils										Tigers									
#	Player	G	A	P	PM	BL	SH	+	-	#	Player	G	A	P	PM	BL	SH	+	-
1	Luke Pavlich	0	0	0	0	0	0	0	0	2	Zacharyya Wisdom	0	1	1	0	0	1	1	-1
2	Noah Beck	0	0	0	0	3	1	-1		4	Max Burkholder	0	1	1	2	1	0	1	-1
5	Ty Murchison	0	0	0	0	3	4	0		5	Ryan Koering	0	0	0	0	0	0	1	-1
7	Joel Kjelberg	0	0	0	2	0	1	0		6	Ty Gallagher	0	0	0	2	0	0	2	
8	Antem Shlaine	0	0	0	0	1	1	-1		8	Ryan Beck	0	0	0	0	0	0	0	0
9	Anthony Dowd	0	0	0	2	0	0	1		9	Owen Beckner	0	0	0	0	0	0	2	0
10	Tucker Ness	0	0	0	2	2	0	0		10	Bret Link	0	1	1	0	0	1	2	1
11	Benji Eckerle	0	0	0	0	0	2	-1		11	Chase McLane	0	0	0	0	0	0	0	0
12	Cullen Potter	0	0	0	0	0	1	8	-1	14	Brady Cleveland	0	0	0	0	0	2	1	0
14	Ty Jackson	0	1	1	0	0	0	0	-1	17	Tyler Coffey	1	0	1	0	0	3	1	
15	Dylan Jackson	0	0	0	0	0	4	-1		18	Fisher Scott	0	0	0	0	0	0	2	
16	Ethan Smagaj	0	0	0	0	0	1	1	0	20	Gavin Lindberg	0	1	1	0	0	1	1	
18	David Hymovitch	1	0	1	0	0	2	1		21	Tyler Dunbar	0	0	0	0	0	0	1	0
25	Kyle Smolen	0	1	1	2	1	2	0		23	Ethan Straly	0	0	0	0	0	2	1	0
26	Cole Gordon	0	0	0	0	0	0	1	0	24	Klavs Veinbergs	1	0	1	0	1	1	1	
27	Sam Court	0	0	0	0	0	1	5	0	25	Ryan Stuart	0	0	0	0	0	0	2	0
31	Gibson Homer	0	0	0	0	0	0	3	1	27	Stanley Coolley	0	1	1	0	1	0	2	0
34	Brasen Boser	0	0	0	0	0	1	0	-1	28	Gleb Veremyayev	0	0	0	2	1	0	1	0
35	Tyto Achille	0	0	0	0	0	0	0	0	29	Drew Montgomery	1	0	1	0	1	0	0	0
37	Ryan Korman	0	0	0	0	1	0	0	-1	30	Kristen Mieruski	0	0	0	0	0	0	1	0
31	Gibson Homer									31	Henry Wilder								
								drop										drop	
39	Zakai Bice									32	Carsten Musser								
Totals:		1	2	3	8	15	42	4	-5	Totals:		3	5	8	6	14	21	5	-1

2024-25 BOX SCORES

Game 13



2024-25 Men's Ice Hockey
Box Score Report
Nov 22, 2024, Start time: 07:00 PM, Magness Arena, Denver, Colorado
Attendance: 6304

Game duration: 2:27

ARIZONA ST. (5-7-1, 2-3-0)

VS

DENVER (12-1-0, 2-1-0)

Box score

Prd	Time	Team	Scored by	Assists	Visitors on ice	Home on ice
1	1st 00:35	ASU	EV	Artem Shaiine/2	Ryan Alexander/2 Kyle Smolen/5	G1, 37, 2, 53, 25, 8
2	1st 15:33	DEN	PP	Carter King/8	Zeev Bulum/11 Aidan Thompson/12	G1, 5, 10, 11, 23
3	2nd 07:20	ASU	EV	Bennett Schimek/6	Cullen Potter/4 Lukas Sillinger/7	G1, 37, 2, 61, 23, 12
4	3rd 15:59	DEN	EV	Carter King/9	Jack Devine/22 Zeev Bulum/12	G1, 37, 2, 11, 18, 29
5	3rd 19:15	ASU	EV	Artem Shaiine/3	Ryan Alexander/3 Tucker Ness/1	G1, 74, 10, 53, 25, 8

Goals by period

Team	1	2	3	Tot
ASU	1	1	1	3
DEN	1	0	1	2

Shots by period

Team	1	2	3	Tot
ASU	10	15	5	30
DEN	12	6	14	32

Power play goals-ATT (SH)

Period	ASU	DEN
1st	0-0(0)	1-1(3)
2nd	0-1(5)	0-0(0)
3rd	0-2(0)	0-0(6)
Total	0-3(5)	1-3(9)

Penalty minutes

Period	ASU	DEN
1st	1-2	0-0
2nd	0-0	2-4
3rd	2-4	1-2
Total	3-6	3-6

Three stars

1. Artem Shaiine
2. Luke Pavlich
3. Carter King

Officials

Referee: Andrew Wink
Referee: Brian Harkes
Linesman: Erik Contino
Linesman: Chase McGee

Team summary

Sun Devils										Pioneers									
#	Player	G	A	P	PM	BL	SH	±		#	Player	G	A	P	PM	BL	SH	±	
1	Luke Pavlich	0	0	0	0	0	0	0		3	Cale Ahroff	0	0	0	0	0	0	0	
2	Noah Beck	0	0	0	0	0	1	1		4	Jack Devine	0	1	1	0	1	0		
3	Ty Murchison	0	0	0	0	1	0	0		5	Garrett Brown	0	0	0	0	0	0	1	
4	Joel Kjelberg	0	0	0	2	1	0	0		7	Aidan Thompson	0	0	0	0	0	0	1	
5	Artem Shaiine	2	0	2	0	2	5	2		9	Boston Buckberger	0	0	0	0	0	0	2	
6	Anthony Dowd	0	0	0	0	0	0	0		11	Samu Salminen	0	0	0	2	0	0	1	
7	Tucker Ness	0	1	1	0	0	1	1		12	Sam Harris	0	0	0	0	0	0	0	
8	Benji Eckerle	0	0	0	0	0	0	1	-1	13	Hagen Burrows	0	0	0	0	0	0	0	
9	Cullen Potter	0	1	1	0	0	3	1		14	Rieger Lorenz	0	0	0	0	0	0	-1	
10	Ty Jackson	0	0	0	0	0	2	0		15	Carter King	2	0	2	0	0	0	0	
15	Dylan Jackson	0	0	0	0	0	0	0		16	Jared Wright	0	0	0	0	0	0	-1	
16	David Hymovitch	0	0	0	0	0	0	0		18	Jake Fisher	0	0	0	0	0	0	0	
17	Bennett Schimek	1	0	1	0	0	3	1		20	Kent Anderson	0	0	0	0	0	0	0	
18	Kyle Smolen	0	1	1	2	1	2	2		22	Connor Caponi	0	0	0	0	0	0	0	
19	Cole Gordon	0	0	0	0	0	0	1	-1	23	Eric Pohlkamp	0	0	0	0	0	0	5	
20	Sam Court	0	0	0	0	1	1	1		24	Kieran Cebrian	0	0	0	0	0	0	-1	
21	Ryan Alexander	0	2	2	0	0	0	2		25	James Reader	0	0	0	0	0	0	-1	
22	Lukas Sillinger	0	1	1	2	2	1	1		26	Zeev Bulum	0	2	2	4	0	0	0	
23	Brasen Boser	0	0	0	0	2	2	1		28	Max Davis	0	0	0	0	0	0	0	
24	Ryan Kiwan	0	0	0	0	0	7	0		29	Max Weismar	0	0	0	0	0	0	0	
25	Chase Hamm	0	0	0	0	0	0	0		31	Freddie Halyk	0	0	0	0	0	0	0	
31	Gibson Homer							dnf											
Totals:		3	6	9	6	11	30	10		Totals:		2	4	6	6	1	32	10	

Referee's Signature



Game 15



2024-25 Men's Ice Hockey
Box Score Report
Dec 06, 2024, Start time: 06:00 PM, Mullett Arena, Tempe, Arizona
Attendance: 5017

Game duration: 3:44

MINN. DULUTH (5-9-0, 2-5-0)

VS

ARIZONA ST. (7-7-1, 4-3-0)

Box score

Prd	Time	Team	Scored by	Assists	Visitors on ice	Home on ice
1	1st 10:10	Arizona St	PP	Ty Jackson/3	Dylan Jackson/5 Sam Court/3	G37, 6, 20, 28, 33
2	2nd 00:52	Duluth	EV	Dominic James/8	Max Plante/4 Jaysen Shaugabay/7	G37, 2, 6, 10, 13, 17
3	2nd 05:14	Arizona St	EV	Cullen Potter/4	Bennett Schimek/7 Lukas Sillinger/10	G1, 37, 2, 61, 23, 12
4	3rd 04:06	Arizona St	EV	Ryan Alexander/3	Artem Shaiine/2 Kyle Smolen/8	G37, 2, 6, 28, 13, 17
5	3rd 05:57	Arizona St	EV	Dylan Jackson/4	Ty Jackson/6 Ryan Kieran/4	G37, 6, 28, 10, 15, 27
6	3rd 07:58	Duluth	EV	Max Plante/1	Zam Plante/6	G37, 6, 20, 10, 15, 27
7	3rd 08:59	Duluth	EV	Dominic James/9	Anthony Menghini/1 Aiden Dubinsky/3	G31, 6, 8, 26, 34, 17
8	3rd 19:51	Arizona St	EN	Sam Court/1	-	2, 8, 10, 15, 17, 27

Goals by period

Team	1	2	3	Tot
Duluth	0	1	2	3
Arizona St	1	1	3	5

Shots by period

Team	1	2	3	Tot
Duluth	11	15	12	38
Arizona St	9	10	9	28

Power play goals-ATT (SH)

Period	Duluth	Arizona St
1st	0-0(0)	1-1(1)
2nd	0-1(1)	0-1(2)
3rd	0-0(0)	0-0(0)
Total	0-1(1)	1-2(3)

Penalty minutes

Period	Duluth	Arizona St
1st	1-2	0-0
2nd	1-2	1-2
3rd	0-0	0-0
Total	2-4	1-2

Three stars

1. Dylan Jackson
2. Luke Pavlich
3. Ty Jackson

Officials

Referee: Brandon Schmitt
Referee: Andrew Bruggeman
Linesman: Nathan Voll
Linesman: Tyler Landman

Team summary

Buildups									Sun Devils									
#	Player	G	A	P	PM	BL	SH	±	#	Player	G	A	P	PM	BL	SH	±	
2	Ty Hanson	0	0	0	0	2	0	1	1	Luke Pavlich	0	0	0	0	0	0	0	
5	Adam Kieber	0	0	0	0	0	3	1	2	Noah Beck	0	0	0	0	1	1	1	
8	Aaron Plonk	0	0	0	0	0	3	0	5	Ty Murchison	0	0	0	2	5	2	0	
10	Max Plante	1	1	2	0	1	6	0	7	Joel Kjelberg	0	0	0	0	0	0	0	
12	Jack Smith	0	0	0	0	0	0	0	8	Artem Shaiine	0	1	1	0	0	1	0	
13	Jaysen Shaugabay	0	1	1	0	1	0	0	9	Anthony Dowd	0	0	0	0	0	1	1	
15	Harper Bentz	0	0	0	0	1	3	1	10	Tucker Ness	0	0	0	0	0	0	0	
16	Blake Bechen	0	0	0	0	1	2	0	11	Benji Eckerle	0	0	0	0	1	0	0	
17	Dominic James	2	0	2	0	1	4	0	12	Cullen Potter	0	0	0	0	0	3	2	
18	Joey Pierce	0	0	0	0	0	5	1	13	Ty Jackson	0	0	0	0	0	0	0	
19	Piley Bodnarchuk	0	0	0	0	0	0	0	14	Dylan Jackson	0	1	2	0	0	0	1	
20	Owen Gallatin	0	0	0	2	0	0	0	15	David Hymovitch	0	0	0	0	0	0	0	
24	Kyle Bettens	0	0	0	0	0	2	1	16	Bennett Schimek	0	1	1	0	0	0	2	
25	Callum Annett	0	0	0	0	1	0	0	17	Kyle Smolen	0	1	1	0	1	2	0	
28	Anthony Menghini	0	1	1	2	0	1	0	18	Kieran Cebrian	0	0	0	0	0	0	0	
27	Zam Plante	0	1	1	0	1	3	1	19	James Reader	0	0	0	0	0	0	0	
28	Aiden Dubinsky	0	1	1	0	1	3	1	20	Zeev Bulum	0	0	0	0	0	0	0	
31	Zach Sandy	0	0	0	0	0	0	0	21	Max Davis	0	0	0	0	0	0	0	
32	Carter Loney	0	0	0	0	0	0	0	22	Freddie Halyk	0	0	0	0	0	0	0	
34	Matthew Perkins	0	0	0	0	0	0	1	1	23	Chase Hamm	0	0	0	0	0	0	0
37	Klayton Knapp	0	0	0	0	0	0	0	0	24	Gibson Homer	0	0	0	0	0	0	0
Totals: 3 : 5 : 8 : 4 : 11 : 38 : 4									Totals: 5 : 8 : 13 : 2 : 14 : 28 : 5									

Referee's Signature



Game 14



2024-25 Men's Ice Hockey
Box Score Report
Nov 23, 2024, Start time: 06:00 PM, Magness Arena, Denver, Colorado
Attendance: 6490

Game duration: 2:20

ARIZONA STATE (6-7-1, 3-3-0)

VS

DENVER (12-2-0, 2-2-0)

Box score

Prd	Time	Team	Scored by	Assists	Visitors on ice	Home on ice
1	1st 19:52	Denver	PP	Sam Harris/11	Jack Devine/22 Zeev Bulum/13	G1, 2, 74, 23, 29
2	2nd 03:55	Arizona St	PP	Noah Beck/3	Lukas Sillinger/8 Bennett Schimek/6	G1, 2, 61, 92, 23, 8
3	2nd 10:19	Arizona St	EV	Cullen Potter/3	Lukas Sillinger/9 Joel Kjelberg/2	G1, 7, 5, 61, 23, 12
4	2nd 11:11	Arizona St	EV	Artem Shaiine/4	Ryan Alexander/4 Kyle Smolen/7	G1, 37, 2, 53, 25, 8
5	2nd 16:40	Denver	EV	Aidan Thompson/10	Kent Anderson/3 Alex Weierman/2	G1, 37, 2, 11, 25, 8
6	3rd 02:46	Arizona St	EV	Artem Shaiine/5	Benji Eckerle/3 David Hymovitch/2	G1, 37, 74, 53, 25, 8
7	3rd 18:04	Arizona St	EN	Bennett Schimek/7	Benji Eckerle/4	G1, 5, 10, 11, 53, 23

Goals by period

Team	1	2	3	Tot
Arizona St	0	3	2	5
Denver	1	1	0	2

Shots by period

2024-25 BOX SCORES

Game 17



2024-25 Men's Ice Hockey
Box Score Report
Jan 03, 2025, Start time: 07:00 PM, Mullet Arena, Tempe, Arizona
Attendance: 4162

Game duration: 2:25

ROBERT MORRIS (8-8-2) VS ARIZONA ST. (9-7-1)

Box score

Prd	Time	Team	Scored by	Assists	Visitors on ice	Home on ice
1st	00:35	Arizona St	EV Ryan Kiwan9	Kyle Smolen9 Artem Shlaine4	G31, 2, 8, 9, 24, 27	G1, 37, 2, 92, 25, 8
2nd	00:29	Arizona St	EV Ryan Kiwan9	Noah Beck13 Kyle Smolen10	G31, 4, 3, 19, 29, 21	G1, 37, 2, 92, 25, 8
3rd	05:10	Arizona St	PP Cullen Potter5	Anthony Dowd5 Bennett Schmek8	G31, 5, 8, 26, 27	G1, 9, 37, 92, 23, 12
4th	10:40	Arizona St	EV Cullen Potter6	Bennett Schmek9 Joel Kjellberg5	G31, 3, 10, 15, 22, 16	G1, 7, 5, 82, 23, 12
5th	16:55	Colonials	PP Mitch Deelstra7	Luke van Why6 David Hymowich3	G31, 5, 3, 9, 29, 27	G1, 7, 5, 11, 29
6th	04:48	Arizona St	EV Benji Eckerle12	Noah Beck14 David Hymowich3	G31, 2, 8, 9, 24, 27	G1, 37, 2, 11, 18, 29
7th	08:39	Arizona St	EV Charlie Schoen17	Bennett Schmek10	G31, 2, 8, 19, 26, 17	G1, 7, 5, 82, 23, 12
8th	14:51	Colonials	PP Mitch Deelstra8	Michael Felling9 Trent Wilson5	G31, 5, 3, 9, 29, 27	G1, 7, 5, 11, 25
9th	17:11	Arizona St	EV Ryan Kiwan10	Artem Shlaine5 Tucker Ness2	G31, 5, 3, 15, 18, 17	G1, 7, 5, 92, 25, 8
10th	19:06	Colonials	PP Michael Craig4	Cameron Garvey9	G31, 2, 4, 19, 24, 21	G1, 7, 74, 23, 8

Goals by period

Team	1	2	3	Tot
Colonials	0	1	2	3
Arizona St	1	3	9	7

Shots by period

Team	1	2	3	Tot
Colonials	3	9	13	25
Arizona St	11	9	15	35

Power play goals-ATT (SH)

Period	Colonials	Arizona St
1st	0-0(0)	0-1(1)
2nd	1-4(5)	1-1(4)
3rd	2-2(4)	0-0(0)
Total	3-4(9)	1-0(5)

Penalty minutes

Period	Colonials	Arizona St
1st	1-2	0-0
2nd	1-2	4-8
3rd	0-0	2-4
Total	2-4	6-12

Three stars

1. Ryan Kiwan
2. Cullen Potter
3. Noah Beck

Officials

Referee: Anthony Walker
Linesman: Eric Anderson
Linesman: Colin Bosch

Team summary

#	Player	G	A	P	PM	BL	SH	+	-
1	Michael Craig	1	0	1	0	2	2	2	3
2	Dominic Elliott	0	0	0	0	1	2	3	3
3	Greg Japchen	0	0	0	0	5	1	1	1
4	Luke van Why	0	1	0	0	1	0	1	1
5	Gabriel Lum	0	0	0	0	2	0	0	0
6	Witch Deelstra	2	1	0	0	2	4	2	3
7	J.R. Ashrad	0	0	0	0	0	0	0	0
8	Connor Gourley	0	0	0	0	0	0	1	2
9	George Krotis	0	0	0	0	0	0	1	1
10	Patrick Johnson	0	0	0	0	2	1	1	1
11	Davin Gatach	0	0	0	0	2	0	1	1
12	Tanner Klompke	0	0	0	0	1	3	2	3
13	Cameron Garvey	0	1	1	0	0	0	1	1
14	Cody Mond	0	0	0	0	0	3	1	1
15	Adam O'Mara	0	0	0	0	0	2	0	0
16	Walter Zacher	0	0	0	0	0	0	0	0
17	Braden Roule	0	0	0	0	1	2	1	1
18	Trent Wilson	0	1	1	0	0	0	1	2
19	Michael Felling	0	1	1	0	0	0	1	1
20	Dylan Mellan	0	0	0	0	0	0	0	0
21	Oran Koshanderfer	0	0	0	0	0	0	0	0
Total		3	4	7	4	19	25	39	39

#	Player	G	A	P	PM	BL	SH	+	-
1	Luke Pavich	0	0	0	0	0	0	0	0
2	Noah Beck	0	2	2	0	2	0	3	3
3	Ty Murchison	0	0	0	0	2	2	0	3
4	Joel Kjellberg	0	1	1	0	0	0	0	3
5	Artem Shlaine	0	2	2	0	0	0	0	3
6	Anthony Dowd	0	1	1	0	0	0	0	3
7	Tucker Ness	0	1	1	0	2	0	0	3
8	Benji Eckerle	1	0	1	0	1	0	1	0
9	Cullen Potter	2	0	2	0	0	0	0	2
10	Ty Jackson	0	0	0	0	0	0	0	2
11	Dylan Jackson	0	0	0	0	0	0	0	2
12	David Hymowich	0	1	1	0	0	0	0	2
13	Bennett Schmek	0	3	3	0	0	0	2	2
14	Kyle Smolen	0	2	2	0	2	0	0	1
15	Sam Court	0	0	0	0	0	0	0	1
16	Lukas Sillinger	0	0	0	0	0	0	0	0
17	Braden Bosser	0	0	0	0	0	0	0	0
18	Charlie Schoen	1	0	1	0	0	0	0	2
19	Ryan Kiwan	3	0	3	0	0	0	0	3
20	Gibson Homer	0	0	0	0	0	0	0	0
21	Zakai Brice	0	0	0	0	0	0	0	0
Total		7	13	20	12	6	36	39	39

Referee's Signature



Game 19



2024-25 Men's Ice Hockey
Box Score Report
Jan 10, 2025, Start time: 07:00 PM, Mullet Arena, Tempe, Arizona
Attendance: 5174

Game duration: 3:30

NORTH DAKOTA (12-8-1, 6-3-0) VS ARIZONA ST. (11-7-1, 6-3-0)

Box score

Prd	Time	Team	Scored by	Assists	Visitors on ice	Home on ice
1st	08:32	Arizona St	EV Cullen Potter7	Bennett Schmek12 Cruz Lucius1	G35, 25, 16, 26, 27, 9	G31, 7, 5, 51, 23, 12
2nd	18:44	Arizona St	EV Brasen Bosser1	Kyle Smolen11 Lukas Sillinger12	G35, 4, 13, 19, 21, 15	G15, 9, 74, 11, 82, 25
3rd	19:19	Nodak	SH Dylan James6	Abram Wiebe13	G35, 25, 13, 26, 15	G31, 2, 92, 61, 8, 25
4th	04:51	Arizona St	EV Artem Shlaine6	Ryan Kiwan6	G35, 4, 13, 19, 21, 15	G31, 9, 74, 92, 61, 8
5th	13:04	Arizona St	PP Kyle Smolen5	Noah Beck16 Lukas Sillinger13	G35, 25, 3, 26, 8	G31, 2, 92, 61, 25, 8

Goals by period

Team	1	2	3	Tot
Nodak	0	1	0	1
Arizona St	2	2	2	4

Shots by period

Team	1	2	3	Tot
Nodak	8	14	6	28
Arizona St	10	19	11	31

Power play goals-ATT (SH)

Period	Nodak	Arizona St
1st	0-0(1)	0-0(0)
2nd	0-0(3)	0-0(0)
3rd	0-0(0)	1-4(4)
Total	0-0(4)	1-4(4)

Penalty minutes

Period	Nodak	Arizona St
1st	0-0	1-2
2nd	1-2	1-2
3rd	3-6	0-0
Total	4-8	2-4

Three stars

1. Gibson Homer
2. Brasen Bosser
3. Kyle Smolen

Officials

Referee: Brandon Schmitt
Linesman: Nicholas Krebsbach
Linesman: Michael Sarter
Linesman: Andrew Gaggin

Fighting Hawks

#	Player	G	A	P	PM	BL	SH	+	-
3	Jayden Jubenville	0	0	0	0	1	0	0	0
4	Jake Livanavage	0	0	0	0	3	2	2	2
5	Dane Montgomery	0	0	0	0	0	1	0	0
6	EJ Emery	0	0	0	0	2	0	0	0
7	Mac Swanson	0	0	0	0	0	0	0	0
8	Jake Schmalz	0	0	0	0	1	4	0	0
9	Sacha Boisvert	0	0	0	0	0	2	1	0
10	Caleb MacDonald	0	0	0	0	2	1	1	1
11	Cameron Berg	0	0	0	0	0	5	0	0
12	Carter Wilkie	0	0	0	0	0	0	1	1
13	Andrew Strathmann	0	0	0	0	0	2	1	1
14	Jayden Perron	0	0	0	0	0	2	0	0
15	Cody Croal	0	0	0	0	0	0	2	2
16	Ben Strinden	0	0	0	0	0	1	0	0
17	Owen McLaughlin	0	1	1	0	0	0	0	0
18	Abram Wiebe	0	0	0	0	1	0	0	0
19	Dylan James	1	0	0	0	3	1	0	0
20	Louis Jannemik V	0	0	0	0	1	2	1	1
21	Jackson Kunz	0	0	0	0	1	3	0	0
22	T.J. Semplipheller	0	0	0	0	0	0	0	0
23	Hobie Hedquist	0	0	0	0	0	0	0	0
Total		1	1	2	8	14	28	11	11

Goalkeepers

#	Player	Min	GA	1	2	3	Saves
35	T.J. Semplipheller	57:58	4	8	10	9	27
TM	EMPTY NET	02:02	0	0	0	0	0
Total							

Referee's Signature



Game 18



2024-25 Men's Ice Hockey
Box Score Report
Jan 04, 2025, Start time: 07:00 PM, Mullet Arena, Tempe, Arizona
Attendance: 4240

Game duration: 2:27

CORNELL (6-4-3) VS ARIZONA ST. (10-7-1)

Box score

Prd	Time	Team	Scored by	Assists	Visitors on ice	Home on ice
1st	10:23	Arizona St	EV Ty Jackson4	Dylan Jackson7 Lukas Sillinger11	G30, 6, 4, 26, 17, 16	G31, 37, 2, 61, 15, 14
2nd	19:34	Arizona St	EV Ryan Kiwan11	-	G30, 6, 27, 26, 17, 16	G31, 7, 5, 92, 25, 8
3rd	11:39	Arizona St	EV Lukas Sillinger11	Sam Court5 Noah Beck15	G30, 4, 3, 18, 24, 15	G31, 37, 2, 61, 15, 14
4th	19:48	Arizona St	PP Sam Court2	Ryan Kiwan5 Bennett Schmek11	G30, 5, 27, 14	G31, 37, 92, 23, 12

Goals by period

Team	1	2	3	Tot
Cornell	0	0	0	0
Arizona St	2	2	0	4

Shots by period

Team	1	2	3	Tot
Cornell	8	9	17	34
Arizona St	11	12	5	28

Team summary

#	Player	G	A	P	PM	BL	SH	+	-
3	Jack O'Brien	0	0	0	0	0	0	0	0
4	Hank Kempf	0	0	0	0	0	2	2	1
5	Hayt Stanley	0	0	0	0	0	0	0	0
6	George Fegaras	0	0	0	0	0	0	0	0
7	Jack O'Leary	0	0	0	0	0	0	0	0
8	Jack Kral	0	0	0	0	0	0	0	0
9	Tim Repp	0	0	0	0	0	0	0	0
10	Ryan Walsh	0	0	0	0	0	0	0	0
11	Tyler Catalano	0	0	0	0	0	0	0	0
12	Charlie Major	0	0	0	0	0	0	0	0
13	David Hymowich	0	0	0	0	0	0	0	0
14	Ryan Kiwan	0	0	0	0	0	0	0	0
15	Bennett Schmek	0	0	0	0	0	0	0	0
16	Sullivan Mack	0	0	0	0	0	0	0	0
17	Ben Robertson	0	0	0	0	0	0	0	0
18	Nicholas Wollenberg	0	0	0	0	0	0	0	0
19	Oran Koshanderfer	0	0	0	0	0	0	0	0
20	Oran Koshanderfer	0	0	0	0	0	0	0	0
21	Michael Rudy	0	0	0	0	0	0	0	0
22	Nick Defalante	0	0	0	0	0	0	0	0
23	Sam Shane	0	0	0	0	0	0	0	0
24	Jonathan Castagna	0	0	0	0	0	0	0	0
25	Remying Koppie	0	0	0	0	0	0	0	0
Total		0	0	0	0	0	0	0	0

2024-25 BOX SCORES

Game 21



2024-25 Men's Ice Hockey
Box Score Report

Jan 17, 2025, Start time: 07:30 PM, Herb Brooks National Hockey Center, St. Cloud, Minnesota
Attendance: 3245

Game duration: 2:26

ARIZONA ST. (12-8-1, 7-4-0)

VS

ST. CLOUD ST. (11-10-0, 4-7-0)

Box score

Prd	Time	Team	Scored by	Assists	Visitors on ice	Home on ice
1	1st 12:28	ASU	EV Cullen Potter8	Ty Murchison2	G31, 7, 5, 51, 82, 12	G44, 14, 25, 28, 23, 19
3	1st 19:03	SCSU	PP Adam Ingram2	Austin Burnevik9 Josh Luedtke5	G31, 9, 74, 23, 8	G44, 21, 34, 15, 23, 13
3	2nd 01:30	SCSU	EV Gaynn Thoreson2	Verner Mattman9	G31, 7, 5, 51, 23, 12	G44, 6, 4, 28, 81, 19
4	2nd 04:34	SCSU	EV Mason Salquist3	Karl Falk3 Nick Portz1	G31, 37, 5, 89, 11, 29	G44, 21, 2, 15, 18, 16
5	2nd 11:04	ASU	EV Ryan Kiwan12	Kyle Smolen12	G31, 37, 2, 92, 25, 8	G44, 4, 2, 11, 23, 13
6	2nd 12:38	ASU	EV Lukas Sillinger2	Ty Jackson8 Charlie Schoen1	G31, 7, 5, 61, 92, 14	G44, 6, 2, 15, 18, 16
7	2nd 14:36	ASU	EV Benji Eckert6	Cole Gordon1 Joel Kjelberg4	G31, 7, 5, 89, 11, 29	G44, 21, 2, 34, 17, 7
8	3rd 04:57	ASU	PP Kyle Smolen16	Ryan Kiwan7 Lukas Sillinger16	G31, 2, 92, 61, 25, 8	G44, 21, 2, 34, 17, 7
9	3rd 18:01	ASU	EN Ryan Kiwan13	Cole Gordon2	G31, 7, 2, 92, 25, 29	14, 21, 25, 28, 19, 16

Goals by period

Team	1	2	3	Tot
ASU	1	3	2	6
SCSU	1	2	0	3

Shots by period

Team	1	2	3	Tot
ASU	9	11	9	29
SCSU	8	16	8	32

Power play goals-ATT (SH)

Period	ASU	SCSU
1st	0-0(0)	1-1(1)
2nd	0-0(0)	0-2(2)
3rd	1-1(2)	0-1(1)
Total	1-1(2)	1-4(4)

Team summary

#	Player	G	A	P	PM	BL	SH	+/-
2	Noah Beck	0	0	0	0	1	1	2
5	Ty Murchison	0	0	0	0	2	2	1
7	Joel Kjelberg	0	0	0	0	4	0	3
8	Austin Shlaine	0	0	0	0	1	1	1
9	Anthony Dowd	0	0	0	0	0	2	0
11	Benji Eckert	1	0	0	0	1	3	0
12	Cullen Potter	1	0	1	0	0	3	0
14	Ty Jackson	0	0	0	0	2	1	0
16	Ethan Szmajag	0	0	0	0	0	0	0
23	Bennett Schimek	0	0	0	0	1	1	-1
25	Kyle Smolen	1	1	1	0	2	2	2
31	Cole Gordon	0	0	0	0	1	0	1
37	Gibson Homer	0	0	0	0	0	0	0
38	Sam Court	0	0	0	0	2	1	0
41	Cruz Lucius	0	0	0	0	2	0	0
61	Lukas Sillinger	1	1	1	0	0	2	1
74	Brasen Bosser	0	0	0	0	0	2	0
82	Charlie Schoen	0	0	0	0	0	0	0
89	Tony Achille	0	0	0	0	1	0	0
92	Ryan Kiwan	0	0	0	0	0	4	3
1	Luke Pavlich	0	0	0	0	0	0	0
39	Zakari Broce	0	0	0	0	0	0	0
Totals		6	10	16	10	16	28	15

#	Player	G	A	P	PM	BL	SH	+/-
2	Karl Falk	0	1	1	0	0	2	-2
4	Colin Ralph	0	0	0	0	0	0	0
5	Warren Clark	0	0	0	0	0	0	0
6	Mason Raines	0	0	0	0	1	0	0
7	Jack Reimann	0	0	0	0	0	0	-1
11	Grant Ahcan	0	0	0	0	2	0	3
13	Tyson Gross	0	0	0	0	0	0	2
14	Joel Zinger	0	0	0	0	0	0	0
15	Bennet Hall	0	0	0	0	0	0	0
16	Mason Salquist	1	0	1	2	1	2	1
17	Ethan AuCoin	0	0	0	0	0	0	-1
18	Nick Portz	0	1	1	0	2	1	0
19	Verner Mattman	0	1	1	0	0	1	-1
21	Joel Luedtke	0	1	1	0	0	0	-1
23	Austin Burnevik	0	1	1	0	0	0	-2
25	Thor Bygglund	0	0	0	0	0	0	-2
28	Gaynn Thoreson	1	0	1	0	0	2	-1
34	Adam Ingram	1	0	0	0	1	2	-1
44	Gavin Enright	0	0	0	0	0	0	0
81	Dalmon Gardner	0	0	0	0	0	0	0
33	James Gray	0	0	0	0	0	0	0
Totals		3	9	8	4	5	33	-16

Penalty minutes

Period	ASU	SCSU
1st	1-2	0-0
2nd	3-6	1-2
3rd	1-2	1-2
Total	5-10	2-4

Three stars

- 1. Ryan Kiwan
- 2. Lukas Sillinger
- 3. Kyle Smolen

Officials

Referee: Nick Bondich
Referee: Bobby Lukason
Linesman: Dana Penkovich
Linesman: Elliott Bucholz

Referee's Signature



Game 23



2024-25 Men's Ice Hockey
Box Score Report

Jan 24, 2025, Start time: 07:00 PM, Mullett Arena, Tempe, Arizona
Attendance: 5150

Game duration: 2:24

COLORADO COL. (11-11-1, 5-7-1)

VS

ARIZONA ST. (14-8-1, 9-4-0)

Box score

Prd	Time	Team	Scored by	Assists	Visitors on ice	Home on ice
1	2nd 11:11	Arizona St	EV Cole Gordon2	Sam Court6 Ryan Alexander5	G30, 23, 18, 10, 8, 24	G1, 37, 2, 53, 11, 29
2	2nd 15:14	Arizona St	SH Ethan Szmaga1	Bennett Schimek14 Artem Shlaine10	G30, 4, 6, 28, 9, 26	G1, 2, 16, 23, 8
3	2nd 19:54	Arizona St	EV Dylan Jackson6	Ty Jackson9 Joel Kjelberg5	G30, 23, 18, 17, 12, 27	G1, 7, 5, 61, 15, 14
4	3rd 05:05	Arizona St	PP Kyle Smolen7	Artem Shlaine11 Ryan Kiwan8	G30, 23, 18, 10, 24	G1, 2, 92, 61, 25, 8
5	3rd 12:51	Colorado	EV Owen Beckner4	Ty Gallagher11 Noah Laba13	G32, 6, 7, 9, 2, 28	G1, 37, 2, 92, 82, 8

Goals by period

Team	1	2	3	Tot
Colorado	0	1	1	2
Arizona St	0	3	1	4

Shots by period

Team	1	2	3	Tot
Colorado	4	10	11	25
Arizona St	8	14	7	29

Power play goals-ATT (SH)

Period	Colorado	Arizona St
1st	0-0(0)	0-0(0)
2nd	0-2(0)	0-1(2)
3rd	0-2(3)	1-1(2)
Total	0-4(3)	1-4(4)

Penalty minutes

Period	Colorado	Arizona St
1st	1-2	0-0
2nd	0-0	2-4
3rd	1-2	2-4
Total	2-4	4-8

Three stars

- 1. Ethan Szmaga
- 2. Cole Gordon
- 3. Artem Shlaine

Officials

Referee: Andrew Wilk
Referee: Stephen Reneau
Linesman: Chris Zorza
Linesman: Zachary Reese

Referee's Signature



Game 22



2024-25 Men's Ice Hockey
Box Score Report

Jan 18, 2025, Start time: 05:00 PM, Herb Brooks National Hockey Center, St. Cloud, Minnesota
Attendance: 3697

Game duration: 2:37

ARIZONA ST. (13-8-1, 8-4-0)

VS

ST. CLOUD ST. (11-11-0, 4-8-0)

Box score

Prd	Time	Team	Scored by	Assists	Visitors on ice	Home on ice
1	1st 07:38	ASU	PP Lukas Sillinger3	Kyle Smolen13 Artem Shlaine7	G31, 2, 61, 92, 25, 8	G44, 6, 4, 11, 16
2	2nd 08:15	SCSU	EV Tyson Gross8	Austin Burnevik10 Grant Ahcan4	G31, 37, 2, 51, 23, 12	G44, 6, 4, 11, 16
3	2nd 02:33	ASU	PP Noah Beck4	Artem Shlaine8 Lukas Sillinger17	G31, 2, 61, 92, 25, 8	G44, 6, 4, 11, 16
4	3rd 03:18	ASU	PP Ty Jackson5	Bennett Schimek13 Cullen Potter5	G31, 9, 51, 23, 14, 12	G44, 6, 4, 28, 19
5	3rd 05:35	ASU	PP Ryan Kiwan14	Artem Shlaine5 Kyle Smolen14	G31, 2, 92, 61, 25, 8	G44, 6, 4, 28, 19
6	3rd 11:59	SCSU	EV Gaynn Thoreson3	Grant Ahcan5 Colin Ralph4	G31, 37, 2, 89, 25, 29	G44, 6, 4, 28, 11
7	3rd 16:57	SCSU	EA Dalmon Gardner4	Mason Salquist3 Joel Zinger3	G31, 7, 9, 89, 11, 29	14, 25, 28, 81, 16, 19
8	3rd 19:14	ASU	EN Artem Shlaine5	Noah Beck18	G31, 2, 5, 92, 25, 8	21, 11, 15, 34, 23, 16

Goals by period

Team	1	2	3	Tot
ASU	1	0	4	5
SCSU	0	1	2	3

Shots by period

Team	1	2	3	Tot
ASU	4	9	12	25
SCSU	12	13	9	34

Power play goals-ATT (SH)

Period	ASU	SCSU
1st	1-2(1)	0-1(0)
2nd	0-1(2)	0-1(1)
3rd	3-5(11)	0-0(0)
Total	4-8(4)	0-2(4)

Team summary

#	Player	G	A	P	PM	BL	SH	+/-
2	Noah Beck	1	1	2	0	0	3	-1
5	Ty Murchison	0	0	0	0	0	1	0
7	Joel Kjelberg	0	0	0	0	0	0	-1
8	Austin Shlaine	0	0	0	0	0	0	0
9	Anthony Dowd	0	0	0	0	0	0	-1
11	Benji Eckert	0	0	0	0	0	0	-1
13	Tyson Gross	1	0	1	0	0	2	1
14	Joel Zinger	0	1	1	0	0	0	0
15	Bennet Hall	0	0	0	0	0	0	0
16	Mason Salquist	0	1	1	2	1	0	0
17	Ethan AuCoin	0	0	0	0	0	0	0
25	Kyle Smolen	0	2	2	0	0	3	0
29	Cole Gordon	0	0	0	0	0	0	-2
31	Gibson Homer	0	0	0	0	0	0	0
37	Sam Court	0	0	0	0	0	0	0
41	Cruz Lucius	0	0	0	0	0	0	-1
61	Lukas Sillinger	1	1	2	0	0	3	0
74	Brasen Bosser	0	0	0	0	0	0	0
82	Charlie Schoen	0	0	0	0	0	1	0
89	Tony Achille	0	0	0	0	0	0	-2
92	Ryan Kiwan	0	0	0	0	0	4	1
1	Luke Pavlich	0	0	0	0	0	0	0
39	Zakari Broce	0	0	0	0	0	0	0
Totals		5	9	14	6	10	25	-10

Player	G	A	P	PM	BL	SH	+/-
Karl Falk	0	0	0	0	0	0	1
Colin Ralph	0	1	1	0	1	0	1
Mason Raines	0	0	0	0	0	2	1
Jack Reimann	0	0	0	0	0	0	0
Grant Ahcan	0	2	2	0	0	0	3
Tyson Gross	1	0	1	0	0	0	2
Joel Zinger	0	1	1	0	0	0	3
Bennett Hall	0	0	0	0	0	0	1
Mason Salquist	0	1	1	2	0	1	0
Ethan AuCoin	0	0	0	0	0	0	0
Nick Portz	0	0	0	0	0	0	1
Verner Mattman	0	0	0	0	0	0	5
Joel Luedtke	0	0	0	0	0	3	4
Austin Burnevik	0	0	0	0	0	0	3
Thor Bygglund	0	0	0	0	0	1	0
Kaleb Tieszen	0	0	0	0	0	0	0
Gaynn Thoreson	1	0	1	0	4	0	4
Adam Ingram	0	0	0	0	4	0	4
Gibson Homer	0	0	0	0	0	0	0
Gibson Homer	0	0	0	0	0	0	0
James Gray	0	0	0	0	0	0	0
Totals	3	6	9	25	7	34	31

Player	Min	GA	1	2	3	10T	Saves
Luke Pavlich	09:28	0	0	0	4	0	4
Gibson Homer	51:58	5	6	15	3	0	24

Min. = Luke Pavlich (35.5-0-0)