



FRESNO STATE FOOTBALL

- 2018 LAS VEGAS BOWL GUIDE -

Football Contact: Matt Burkholder, Director of Communications

Office: 559-278-6186 (direct)

Cell: (559) 862-3771

Twitter: FresnoStateFB

E-mail: mburkholder@csufresno.edu

Website: gobulldogs.com

Instagram: Fresno_State_Football

Additional support: Josh Mitchell, Taylor Martinez, Travis Blanshan and Savannah Stoeckle



No. 19 Fresno State (11-2, 7-1 MW) vs. Arizona State (7-5, 5-4 Pac-12)

2018 Mitsubishi Motors Las Vegas Bowl

Dec. 15, 2018 • Sam Boyd Stadium (35,500) • Las Vegas, Nev. • 12:30 p.m. PT



Fresno State in the Polls (Week 15) -- AP Top 25: No. 19 | Amway Coaches Poll: No. 21 | College Football Playoff: No. 21

QUICK FACTS

COACHES:

Jeff Tedford (Fresno State, 1992)

Fresno State Record.....21-6 (2nd season)

FBS Career Record.....103-63 (13th season)

Herm Edwards (San Diego State, 1975)

Arizona State Record.....7-5 (1st season)

FBS Career Record.....Same

SERIES: Arizona State leads, 3-0

Last Time:ASU (A) def. FS (H) 26-7, 11/20/1941

OFFENSIVE QUICK FACTS:

	Fresno St. (conf. rk.)	Arizona St. (conf. rk.)
Scoring	34.9 (#3)	30.8 (#4)
Rushing	146.2 (#9)	185.7 (#4)
Passing	274.2 (#6)	241.3 (#8)
Total	420.4 (#5)	427.0 (#4)
KO Return	20.2 (#7)	18.7 (#11)
3rd-DN Conv.	44.8% (#3)	41.4% (#5)
4th-DN Conv.	7-of-10 (#1)	12-of-16 (#1)

DEFENSIVE QUICK FACTS:

	Fresno St. (conf. rk.)	Arizona St. (conf. rk.)
Scoring	13.7 (#1)	25.1 (#6)
Rushing	129.8 (#5)	163.1 (#9)
Passing	194.1 (#1)	238.7 (#7)
Total	323.8 (#1)	401.8 (#8)
Net Punting	40.4 (#1)	37.1 (#10)
Opp. 3rd-DN Conv.	33.0% (#3)	41.7% (#10)
Opp. 4th DN Conv.	13-of-26 (#4)	9-of-14 (#11)

Media Coverage

TV: ABC

Play-by-Play: Rece Davis; Analyst: Kirk Herbstreit; Sideline: Tom Rinaldi

RADIO: 940 AM ESPN Radio; Gameday Live (9:30 a.m.); Pregame Show (11:30 a.m.)

Play-by-Play: Paul Loeffler; Analyst: Pat Hill; Sideline: Cameron Worrell

ESPN Deportes (1600 AM) in Spanish

Play-by-Play: Jesse Beltran; Analyst: Octavio Duarte

SATELLITE RADIO: Sirius: Ch. 84; XM: Ch. 84; Internet Radio: Ch. 84

Headlines

→ Fresno State won the 2018 Mountain West Championship, defeating Boise State in overtime on the road, 19-16. The Bulldogs are three-time MW champions in seven seasons as a league member.

→ The 2018 Fresno State football team is seeking to become the first team in the 97-year history of the program to win 12 games in a season.

→ Fresno State most recently had a chance to win 12 games in 2013. That team fell to USC in the Las Vegas Bowl, 45-20, in front of 42,178 in attendance.

→ Fresno State last played Arizona State in 1941. The two programs had already planned to renew the series Sept. 16, 2023, a future game scheduled to be played at ASU.

→ The Bulldogs have a chance to defeat two Pac-12 teams in one season. The last time Fresno State beat two Pac-12 teams in the same season was in 2003 (OSU/UCLA).

→ Fresno State is 0-2 in Las Vegas Bowl games, having played in it in 1999 and 2013.

→ This will be Jeff Tedford's second Las Vegas Bowl appearance having led Cal to a 35-28 win over BYU in 2005.

→ Jeff Tedford was named an Eddie Robinson Award finalist on Dec. 5.

→ Fresno State is seeking to finish the season ranked for the first time since 2004. The last time the Bulldogs were in the top 25 in the end of year poll was after capping the 2004 season with a 37-34 win over No. 18 Virginia at the MPC Computers Bowl in Boise.

→ Fresno State sports the Mountain West's defensive player of the year - LB Jeff Allison.

→ The 'Dogs had four All-MW first-team selections and six All-MW second-team selections.

2018 FRESNO STATE RESULTS

Date	Opponent [TV]	Opponent Ranking!	Time/Result	Opp. Record	Series	Note
Sept. 1	Idaho	-	W, 79-13	4-7	12-4	Bulldogs tally most points since 1991 in season-opening win
Sept. 8	at Minnesota [FS1]	-	L, 21-14	6-6	0-1	Fresno State loses heartbreaker in contest that came down to final minute
Sept. 15	at UCLA [FS1]	-	W, 38-14	3-9	3-6	'Dogs defeat UCLA on the road for third-straight win over the Bruins
Sept. 22	BYE WEEK	-	-	-	-	-
Sept. 29	Toledo [ESPNU]	-	W, 49-27	7-5	3-1	'Dogs rebound from 13-7 deficit and score 42-straight to run away with win
Oct. 6	at Nevada^ [ESPNU]	-	W, 21-3	7-5	29-20-1	Kept opponent out of the end zone for first time since at SDSU (10/21/17)
Oct. 13	Wyoming^ [ESPNU]	-	W, 27-3	6-6	7-5	Defense holds opponent to just 3 points for second-straight week
Oct. 20	at New Mexico^ [ESPNU]	-	W, 38-7	3-9	13-4	FS extends win streak over Lobos to 7-straight/longest win streak against any MW team
Oct. 27	Hawai'i^ [ESPN2]	-	W, 50-20	8-5	28-22-1	Bulldogs tab seventh win in last eight games versus UH
Nov. 3	at UNLV^ [CBSSN]	-	W, 48-3	4-8	14-7	'Dogs hold their opponent from the end zone for third time in first nine games
Nov. 9	at Boise State^ [ESPN2]	#23/#24	L, 24-17	10-3	7-15	Fresno State's drought extends to 10-straight road losses on the blue
Nov. 17	San Diego State^ [CBSSN]	-	W, 23-14	7-5	25-29-4	'Dogs clinch West Division; winner of FS-SDSU advanced to all six MWC games
Nov. 24	San Jose State^ [ESPNU]	-	W, 31-13	1-11	42-37-3	Bulldogs earn 10th win to secure back-to-back double-digit win seasons
Dec. 1	at Boise State# [ESPN]	#23/#24	W, 19-16 ^{OT}	10-3	7-15	Fresno State defeats BSU in dramatic fashion to earn third MW Championship

Key: ^ - MW Game; # - Mountain West Championship; ! - AP Poll/USA Today Coaches Poll (week 15 rankings)

REFERENCE: "Fresno State" (never: FSU, FRES, CSUF, Fresno State University or just "Fresno"); ABBREVIATIONS: Fresno St. or FS



MEDIA INFORMATION

Media Availability

Interviews for Bulldog players and coaches will be coordinated through the Fresno State Athletics Communications Office 24 hours in advance to ensure availability.

Contact Matt Burkholder at (559) 278-6186 to make arrangements for interviews with student-athletes and coaches. Freshmen (both true and redshirt) along with any other newcomers to the program will not be allowed to do interviews until after they play in their first game, per team rules.

In-Season Media Interview Schedule

Sunday:

No media.

Monday:

Head Coach Jeff Tedford weekly press conference.

Tuesday:

Players day: players after practice.

Wednesday/Thursday:

Head Coach Jeff Tedford and assistants after practice.

Friday:

No media.

Saturday:

Post-game only.

Weekly Media Conference

Fresno State's weekly media conference will be held at 11 a.m. in the Josephine Theater inside the Duncan Building on Mondays during the football season. The press conference is open to credentialed members of the media only. The media conference can be viewed live via the Mountain West Network.

ESPN Coaches Show

The weekly radio show airs live on ESPN Radio (940 AM) with host Paul Loeffler. The Elbow Room hosts the show from 6-7 p.m. each Wednesday of a game week.

Football Email List

If you would like to be added to the Bulldog football email list to receive breaking news about the team, please contact Matt Burkholder.

Fresno State Athletics Communications

5305 N. Campus Drive

Mail Stop 27

Fresno, CA 93740

Phone: (559) 278-6873

Tickets: (559) 278-DOGS (3647)

Press Box: (559) 278-5959

ATHLETICS COMMUNICATIONS:

FB Contact.....Matt Burkholder

Email.....mburkholder@csufresno.edu

Office.....559-278-6186

Cell.....559-862-3771

Secondary Contact.....Josh Mitchell

Email.....jomitchell@csufresno.edu

Office.....559-278-7301

Cell.....559-389-1960

gobulldogs.com

collegepressbox.com
SINCE 2005 EVERYTHING BUT THE PRE-GAME MEAL

MOUNTAIN WEST CHAMPIONS

Fresno State went on the road and defeated Boise State in overtime, 19-16, to win its third Mountain West Championship since joining the league in 2012. In the Bulldogs' first season in the MW, they shared the 2012 conference title with Boise State and San Diego State, and in 2013 the league split into the Mountain Division and West Division and held its first conference championship game. Fresno State defeated Utah State 24-17 in the inaugural championship game to claim the school's first outright conference championship since 1989 in the Big West. The Bulldogs shared conference titles in 2012, 1999, 1993, 1992 and 1991.

In six seasons of Mountain West championship games, the Bulldogs have won two titles and appeared in four of the six games. The Bulldogs hosted Utah State in 2013, and played the game on the road at Boise State in 2014, 2017 and 2018.

It was the program's 28th conference title in school history.

Yr. by Yr. MW Champs

2013 – Fresno State
2014 – Boise State
2015 – San Diego St.
2016 – San Diego St.
2017 – Boise State
2018 – Fresno State

Revisiting the championship

Trailing 16-13 in overtime with the Mountain West Championship game in the balance on a snow-covered field, sophomore running back Ronnie Rivers skated in from one-yard on an option pitch on third-and-goal from senior quarterback Marcus McMaryion for a touchdown to give Fresno State a dramatic 19-16 win in walk-off fashion.

There were a host of key plays that led to the Bulldogs snapping a 10-game road losing streak against the Broncos, but down the stretch it could not have happened without a blocked extra point by Matt Boateng that kept the game level at 13-13 with just over eight minutes remaining in the fourth quarter. Other highlights down the stretch was the Bulldogs' defense rising to the occasion to negate a Fresno State fumble that gave Boise State the ball at the Fresno State 43-yard line with 4:11 left in the fourth quarter. The defense held the Broncos to a three-and-out picking up just one yard on the series before punting the ball back to the 'Dogs.

Rivers finished the game with 63 yards rushing and the game's final score. McMaryion passed for 170 yards and a touchdown on 20-of-32 attempts to go with 40 yards on six carries. Michiah Quick caught the Bulldogs' one TD reception.

Junior Mykal Walker was named the game's Defensive MVP, finishing the night with 12 tackles, 2.5 tackles for loss, 1.5 sacks and a fumble recovery that led to the game's opening touchdown. Fellow juniors Jeff Allison and Mike Bell were all over the field, with 12 and nine, respectively.

The loss was just the ninth for the Broncos at Albertsons Stadium since 2000 in their first overtime game at home since 2007. Fresno State had never won on the blue turf before, dating back to its first try in 2002. It was the Bulldogs' first win at Boise State since 1984.

How the West was won

By virtue of the Bulldogs' 23-14 victory against San Diego State on Nov. 17, Fresno State clinched the West Division of the Mountain West with one regular season game remaining. The Bulldogs defeated San Jose State on Nov. 24 to finish the regular season with one loss in league play (10-2, 7-1 MW) while their West Division counterparts Hawai'i and Nevada each had three MW losses, SDSU had four, UNLV had six and SJSU had seven.

Fresno State knew it would be on the road following its Nov. 17 win no matter what the outcome of the Boise State-Utah State regular season finale was. The 'Dogs knew a Boise State win would send them on the road because BSU owned the head-to-head tie-breaker. And if Utah State had won, USU would have been the divisional champion with the highest winning percentage in conference games only.



Series History - Arizona State

The 2018 Mitsubishi Motors Las Vegas Bowl will be the first meeting between Fresno State and Arizona State since Nov. 20, 1941. The Sun Devils lead the all-time series 3-0 picking up wins in 1931 (7-0), 1933 (21-7) and 1941 (26-7). The contests in 1931 and 1941 were in Fresno. Excerpts from the Bulldogs' matchups over eight decades ago can found on pages 70-71.

Scouting Arizona State

--page 15--

Bulldogs vs. the Pac-12 in Bowl Games

Fresno State is 2-1 against teams from the Pac-12, or before that the Pac-10, in bowl games. The 'Dogs defeated USC in the 1992 Freedom Bowl and beat UCLA in the 2003 Silicon Valley Football Classic IV. In the Bulldogs' last visit to the Las Vegas Bowl, they fell 45-20 to USC.

Fresno State is 26-45 all-time against Pac-12 teams counting regular season games, having last played a Pac-12 school earlier this season. FS defeated UCLA at the Rose Bowl, 38-14.

→ The last time Fresno State beat two Pac-12 teams in the same season was in 2003. The Bulldogs defeated Oregon State at home, 16-14, on Sept. 5 and defeated UCLA, 17-9, in San Jose at the Silicon Valley Football Classic IV Bowl on Dec. 30.

Bulldogs' Las Vegas Bowl history

The last time the 'Dogs played in the Las Vegas bowl was in 2013 after their last Mountain West championship game win.

The Bulldogs will be seeking their first Las Vegas Bowl win in their third appearance after playing in the game in 1999 (L, 17-16 to Utah) and in 2013 (L, 45-20 to USC).

The 'Dogs are 6-6 all-time at Sam Boyd Stadium with a 0-2 record in bowl games and a 6-4 mark versus UNLV. Fresno State will play in Las Vegas for the second time this season after defeating UNLV, 48-3, on Nov. 3.

Fresno State set for 29th bowl game

- The Bulldogs will appear in its 29th bowl game in school history at the Las Vegas Bowl.
- The Bulldogs will make their 14th appearance in a bowl game since 2000.
- The 'Dogs are 13-15 all-time in bowl games.
- Fresno State snapped its six-game losing skid in bowl games in 2017 with a 33-27 win over the American Athletic Conference's Houston Cougars at the Hawai'i Bowl.
- Arizona State will be the third Pac-12 program the Bulldogs will play in a bowl game joining USC (1992 & 2013) and UCLA (2003). Fresno State also played Colorado (1993) and Utah (1999) in bowl games but at the time Colorado was a member of the Big Eight in 1993 and Utah was in the Mountain West in 1999.

Tedford's bowl game background

Jeff Tedford will coach in his second career Las Vegas Bowl and 10th career bowl game on Saturday. He enters with a 6-3 overall bowl record as a head coach.

Tedford was 5-3 in bowl games during his 11-year run at Cal (2002-12) and is 1-0 as the head coach at Fresno State.

He won his first bowl appearance in 2003 with a 52-49 win over Virginia Tech and won four straight bowl games from 2005-08, picking up a win over BYU, and then Texas A&M, Air Force and Miami, averaging 36.5 points per game in those four straight victories.

The 'Dogs topped Houston, 33-27, in the Hawai'i Bowl in 2017 as Tedford became the first Bulldog head coach in program history to win a bowl game in his first season at Fresno State.

BOWL HISTORY

Little All-American Bowl	Dec. 25, 1937
W, 27-26 - vs. Arkansas State	
Raisin Bowl	Jan. 1, 1946
L, 13-12 - vs. Drake	
Mercy Bowl I	Nov. 23, 1961
W, 36-6 - vs. Bowling Green	
Camellia Bowl	Dec. 14, 1968
L, 29-14 - vs. Humboldt State	
Mercy Bowl II	Dec. 11, 1971
L, 17-14 - vs. Cal State Fullerton	
California Bowl II	Dec. 18, 1982
W, 29-28 - vs. Bowling Green	
California Bowl V	Dec. 14, 1985
W, 51-7 - vs. Bowling Green	
California Bowl VIII	Dec. 10, 1988
W, 35-10 - vs. Western Michigan	
California Bowl IX	Dec. 9, 1989
W, 27-6 - vs. Ball State	
California Bowl XI	Dec. 14, 1991
L, 28-21 - vs. Bowling Green	
Freedom Bowl IX	Dec. 29, 1992
W, 24-7 - vs. USC	
Aloha Bowl	Dec. 25, 1993
L, 41-30 - vs. Colorado	
Las Vegas Bowl	Dec. 18, 1999
L, 17-16 - vs. Utah	
Silicon Valley Football Classic	Dec. 31, 2000
L, 37-34 - vs. Air Force	
Silicon Valley Football Classic II	Dec. 31, 2001
L, 44-35 - vs. Michigan State	
Silicon Valley Football Classic III	Dec. 31, 2002
W, 30-21 - vs. Georgia Tech	
Silicon Valley Football Classic IV	Dec. 30, 2003
W, 17-9 - vs. UCLA	
MPC Computers Bowl	Dec. 27, 2004
W, 37-34, OT - vs. No. 18 Virginia	
47th Auto Zone Liberty Bowl	Dec. 31, 2005
L, 31-24 - Tulsa	
Roady's Humanitarian Bowl	Dec. 31, 2007
W, 40-28 - vs. Georgia Tech	
New Mexico Bowl	Dec. 20, 2008
L, 40-35 - Colorado State	
New Mexico Bowl	Dec. 21, 2009
L, 35-28 - Wyoming	
uDrove Humanitarian Bowl	Dec. 20, 2010
L, 40-17 - Northern Illinois	
Sheraton Hawai'i Bowl	Dec. 24, 2012
L, 43-10 - SMU	
Royal Purple Las Vegas Bowl	Dec. 21, 2013
L, 45-20 - USC	
Hawai'i Bowl	Dec. 24, 2014
L, 30-6 - Rice	
Hawai'i Bowl	Dec. 24, 2017
W, 33-27 - Houston	

WHERE ARE THEY?

FIELD:

Head Coach: Jeff Tedford

Assistants: Jamar Cain, Jamie Christian, Lucas Gingold, Ryan Grubb, Kirby Moore, Scott Thompson, Kenwick Thompson, J.D. Williams

PRESS BOX:

Offensive Coordinator: Kalen DeBoer

Defensive Coordinator: Bert Watts



AROUND THE MOUNTAIN WEST

2018 MW Standings

Mountain Division	MW		Overall	
	W	L	W	L
Boise State (19/24/25)	7	1	10	3
Utah State (RV/25)	7	1	10	2
Wyoming	4	4	6	6
Air Force	3	5	5	7
Colorado State	2	6	3	9
New Mexico	1	7	3	9

West Division	MW		Overall	
	W	L	W	L
Fresno State (23/21/21)	7	1	11	2
Hawai'i	5	3	8	5
Nevada	5	3	7	5
San Diego State	4	4	7	5
UNLV	2	6	4	8
San Jose State	1	7	1	11

Mountain West Records

(Since Fresno State Joined MW in 2012)

	MW		Overall	
	W	L	W	L
Boise State	44	11	70	22
San Diego State	42	14	63	29
Colorado State	31	25	45	42
Utah State*	30	18	44	33
Fresno State	35	21	50	40
Air Force	29	27	46	42
Nevada	26	30	40	47
Wyoming	24	31	36	49
New Mexico	17	38	33	52
San Jose State*	16	31	22	49
UNLV	19	38	27	59
Hawai'i	14	42	28	60

* denotes team joined MW in 2013

Mountain West Records - Home Games only

(Since Fresno State Joined MW in 2012)

	Overall	
	W	L
Boise State	38	5
San Diego State	36	13
Utah State*	27	9
Air Force	31	12
Fresno State	30	12
Colorado State	26	15
Nevada	24	18
Wyoming	24	20
Hawai'i	22	24
New Mexico	19	25
San Jose State*	14	19
UNLV	18	26

* denotes team joined MW in 2013

Back on the national map

The Bulldog football program returned to being nationally-ranked in week 13 and has since remained in the week 14 and 15 polls.

Fresno State emerged for the first time in the top 25 as a 7-1 team in the week 10 polls (Oct. 28). Overall, the 'Dogs have been ranked in one of the three major polls five respective weeks in 2018.

They briefly fell out after falling at Boise State, 24-17, on Friday, Nov. 9, on the end of a back-to-back road swing, and dropped out of all three week 12 polls.

Amway Coaches Poll: Fresno State has been ranked in weeks 10 (No. 23), 11 (No. 17), 13 (No. 23), 14 (No. 23) and 15 (No. 21) this season.

AP Top 25: Fresno State has been ranked in weeks 10 (No. 20) 11 (No. 16), 14 (No. 25) & 15 (No. 19).

CFP: Fresno State has been ranked in weeks 10 (No. 23), 11 (No. 23), 14 (No. 25) and 15 (No. 21).

→ The 'Dogs were ranked in the final CFP rankings for the first time in 2018 (No. 21).

Select company

Entering bowl season, Fresno State is one of eight teams in the FBS to own 11 or more wins and one of 14 teams in the FBS to own double-digit wins.

→ Three of the 14 teams that have put together double-digit wins are Mountain West teams (Fresno State, Boise State, Utah State). Nine of the 14 played for a conference championship.

*Army (9-2) faces Navy (3-9) in week 15 which can skew this stat.

Where the Mountain West stacks up in the polls -- Week 15 --

Team	AP (Votes)	Coaches (Votes)	CFP
Air Force	--	--	--
Boise State	#23 (144)	#24 (122)	#25
Colorado State	--	--	--
Fresno State	#19 (373)	#21 (357)	#21
Hawai'i	--	--	--
New Mexico	--	--	--
Nevada	--	--	--
San Diego State	--	--	--
San Jose State	--	--	--
UNLV	--	--	--
Utah State	RV (86)	#23 (125)	--
Wyoming	--	--	--

Two or less loss FBS teams

	W	L	T	%
Alabama (SEC)	13	0	0	1.000
Clemson (ACC)	13	0	0	1.000
Notre Dame (FBS Independent) ..	12	0	0	1.000
UCF (AAC)	12	0	0	1.000
Oklahoma (Big 12)	12	1	0	0.923
Ohio St. (Big Ten)	12	1	0	0.923
Georgia (SEC)	11	2	0	0.846
Fresno St. (MWC)	11	2	0	0.846
Utah St. (MWC)	10	2	0	0.833
Michigan (Big Ten)	10	2	0	0.833
Washington St. (Pac-12)	10	2	0	0.833
Cincinnati (AAC)	10	2	0	0.833
Army (FBS Independent)*	9	2	0	0.818

'Dogs clinch first back-to-back 10-win seasons since 1988-89

With Fresno State's victory over San Jose State on Nov. 24, the Bulldogs secured back-to-back double-digit win seasons.

The 2018 Bulldog team is the 11th team in program history to record double-digit wins, and of all the double-digit win seasons in program history, only once before had there been back-to-back years with double-digit wins (1988-89).

Fresno State nabbed win No. 10 in its 12th game of the season in 2018 while a season ago the Bulldogs earned win No. 10 in its 14th game of the season, defeating Houston at the Hawai'i Bowl one season removed from a 1-11 mark in 2016 before Tedford took over. It was the first 10-plus win season for the 'Dogs since 2013 when they won 11 behind NFL stars Derek Carr and Davante Adams. That 2013 team raced out to 10 wins in its first 10 games.

→ In eight of the 11 seasons the Bulldogs won 10 or more games, they also went on to win conference championships.

Year	Record	Conf. champs
1939	10-1	No
1961	10-0	Yes
1982	11-1	Yes
1985	11-0-1	Yes
1988	10-2	Yes
1989	11-1	Yes
1991	10-2	Yes
2001	11-3	No
2013	11-2	Yes
2017	10-4	No
2018	11-2	Yes



No. 12 - chance to leave a legacy

In what is now the 97th year of football in program history, no Fresno State team over the past 96 seasons put together a 12-win season. The 2018 Bulldogs can become the first team to do that with a win over Arizona State in the Las Vegas Bowl.

The last time Fresno State was presented with the opportunity to become a 12-win team was when the 2013 Bulldogs took 11 wins to the Las Vegas Bowl. USC derailed that team's chance to cement its place in history.

The Bulldogs captured the sixth 11-win season in program history with their Mountain West Championship win. It was the 11th time in program history the team collected double-digit wins and second time to post double-digit wins in back-to-back seasons.

'Dogs complete 20th season unbeaten at home

The Bulldogs finished the season 6-0 at home with wins over Idaho, Toledo, Wyoming, Hawai'i, San Diego State and San Jose State with an average margin of victory by 28.2 points.

It's the 20th season in program history Fresno State finished the season unbeaten at home.

Fresno State finishes as one of 18 programs undefeated at home in 2018

There were 18 Division I programs that did not lose a home game in 2018. The Bulldogs were one of 10 Group of Five teams who stayed unbeaten at home.

Group of Five: UCF (8-0); UAB (6-0); Notre Dame (6-0); Army (6-0); Utah State (6-0); Fresno State (6-0); Cincinnati (6-0); Ohio (6-0); Appalachian State (6-0); Middle Tenn. (5-0).

Power Five programs: Oklahoma (7-0); Michigan (7-0); Clemson (7-0); Ohio State (7-0); Georgia (7-0); Alabama (7-0); Syracuse (6-0); Washington (6-0).

California's leader

It can be argued that Fresno State is the top FBS program in the state of California in 2018. Fresno State is California's only ranked team and owns three more wins the next best team. The Bulldogs have three more wins than Stanford, four more wins than Cal and San Diego State, six more wins than USC, eight more wins than UCLA and 10 more wins than San Jose State this season.

FBS California teams

	record	win %
Fresno State.....	11-2.....	0.846
Stanford	8-4	0.667
Cal.....	7-5	0.583
San Diego State ...	7-5	0.583
USC	5-7	0.417
UCLA.....	3-9	0.250
San Jose State.....	1-11	0.083

Eddie Robinson Coach of the Year

Announced Dec. 5, Bulldogs' head coach Jeff Tedford was named an Eddie Robinson Coach of the Year finalist. An award given out by the Football Writers Association of America, in conjunction with the Allstate Sugar Bowl, to honor the nation's best head coach.

Tedford was one of five repeat finalists from a year ago, and among a pair of previous winners, and each of the four head coaches in the upcoming College Football Playoff.

In alphabetical order the finalists are: Bill Clark, UAB; Josh Heupel, UCF; Brian Kelly, Notre Dame; Jeff Monken, Army; Lincoln Riley, Oklahoma; Nick Saban, Alabama; Dabo Swinney, Clemson; and Jeff Tedford, Fresno State.

20 wins

Head coach Jeff Tedford earned his 20th win as the Bulldogs' head coach on Nov. 24, and since winning his first Mountain West Championship, has won 21 games over his first 27. With a record of 21-6, Tedford is the winningest Bulldog coach in the first two years of a tenure.

With the San Jose State win, Tedford joined Tim DeRuyter (2012-16) as the only Bulldog head coach to reach 20 wins over the first two seasons of a Bulldog head coaching tenure in program history. DeRuyter finished his second season as the Bulldogs' head coach 20-6 following a season-ending loss in the 2013 Las Vegas Bowl after earning win No. 20 in the 2013 MW Championship game.

FRESNO STATE UNDER JEFF TEDFORD

CATEGORY.....	2018...	AT FS
Record	11-2	21-6
MW	7-1	14-2
Non-Conference	3-1	5-3
MW Championships.....	1-0	1-1
Bowl games.....	0-0	1-0
Home.....	6-0	11-1
Away	5-2	9-5
Neutral	0-0	1-0
Day	3-0	7-2
Night (6 p.m. or later)	8-2	14-4
AT&T SportsNet/ROOT Sports.....	0-0	3-1
CBS Sports Network	2-0	4-0
ESPN	1-0	2-1
ESPN2	1-1	2-2
ESPN3/WatchESPN	0-0	1-0
ESPNU	5-0	5-0
FS1	1-1	1-1
KSEE-24.....	0-0	1-0
Pac-12 Network.....	0-0	0-1
Scoring First	9-0	17-1
Opponent Scores First	2-2	4-5
Leading at Half.....	10-1	20-2
Trailing at Half.....	1-1	1-3
Tied at the Half	0-0	0-1
Leading after Third.....	11-1	19-2
Trailing after Third	0-1	0-3
Tied after Third	0-0	2-1
Overtime Games.....	1-0	1-0
Scoring less than 20 pts.....	1-2	2-6
Scoring 20-29 pts.....	3-0	7-0
Scoring 30+ pts.....	7-0	12-0
Allowing less than 20 pts.....	9-0	16-1
Allowing 20-29 pts.....	2-2	5-3
Allowing 30+ pts.....	0-0	0-2
Rushing for less than 100 yds.....	1-1	2-2
Rushing for 100-199 yds.....	8-1	15-4
Rushing for 200+ yds.....	2-0	4-0
Passing for less than 200 yds.....	1-0	5-3
Passing for 200-299 yds.....	7-2	9-3
Passing for 300+ yds.....	3-0	7-0
Totaling less than 300 yds.....	2-1	2-3
300-399 yds. of total offense.....	2-1	6-3
400+ yds of total offense	7-0	13-0
Allowing less than 100 yds. rushing..	3-0	7-1
Allowing 100-199 yds. rushing.....	7-2	13-4
Allowing 200+ yds. rushing	1-0	1-1
Allowing less than 200 yds. passing..	6-1	10-3
Allowing 200-299 yds. passing.....	4-1	10-2
Allowing 300+ yds. passing.....	1-0	1-1
Allowing less than 300 yds. total off..	4-0	8-0
Allowing 300-399 yds. total off.....	7-1	12-3
Allowing 400+ yds. total off.....	0-1	1-3
Having 100-yd. rusher	1-0	3-0
Opp. have 100-yd. rusher	2-1	3-2
No turnovers	5-1	10-1
1-2 turnovers.....	6-1	10-5
3 or more turnovers.....	0-0	1-0
No takeaways.....	1-0	3-2
1-2 takeaways.....	7-2	13-4
3 or more takeaways.....	3-0	5-0
30:00+ min. of possession	8-0	15-1
Under 30:00 min. of possession.....	3-2	6-5
Winning the coin toss	6-2	10-2
Losing the coin toss.....	5-0	11-4
Receiving opening kickoff.....	2-0	7-3
Kicking off to start the game.....	9-2	14-3



FS GAME-BY-GAME

2018 OFFENSE GAME-BY-GAME

RUSHING

Game	Att.	Yds.	TD	Long
UI	44	239	7	27
@Minn	24	87	0	22
@UCLA	52	150	4	15
TOL	38	186	2	22
@NEV	24	30	1	8
WYO	33	104	2	26
@UNM	44	153	2	16
UH	33	214	1	76
@UNLV	34	192	4	37
@BSU	28	197	1	26
SDSU	43	123	2	13
SJSU	36	198	1	33
@BSU	33	118	1	29

PASSING

Game	Passes	Yds.	TD	Long
UI	29	247	0	44
@Minn	34	212	2	45
@UCLA	33	270	1	45
TOL	32	386	4	55
@NEV	28	241	2	69
WYO	32	287	2	35
@UNM	30	280	3	34
UH	31	284	4	49
@UNLV	35	274	2	23
@BSU	35	283	1	38
SDSU	24	267	1	86
SJSU	29	317	2	45
@BSU	32	170	1	32

2018 DEFENSE GAME-BY-GAME

RUSHING DEFENSE

Game	Att.	Yds.	TD	Long
UI	32	102	1	15
@Minn	45	132	2	11
@UCLA	31	122	1	16
TOL	40	137	0	36
@NEV	43	132	0	15
WYO	30	104	0	12
@UNM	33	148	0	19
UH	26	88	0	18
@UNLV	41	197	0	24
@BSU	44	179	2	14
SDSU	27	64	0	9
SJSU	22	60	0	11
@BSU	55	225	1	34

PASSING DEFENSE

Game	Passes	Yds.	TD	Long
UI	33	205	1	73
@Minn	26	175	0	25
@UCLA	24	151	1	45
TOL	31	238	3	54
@NEV	43	195	0	18
WYO	32	117	0	25
@UNM	32	132	1	26
UH	35	286	2	50
@UNLV	30	105	0	15
@BSU	29	269	1	49
SDSU	21	218	2	75
SJSU	43	307	2	73
@BSU	31	125	1	29

SACKS/TFLS

Game	Sacks	Yds.	TFL	Yds.
UI	1.0	6	4.0	18
@Minn	1.0	6	4.0	11
@UCLA	1.0	1	3.0	3
TOL	5.0	40	9.0	48
@NEV	4.0	28	9.0	33
WYO	1.0	1	2.0	6
@UNM	0.0	0	2.0	7
UH	2.0	3	5.0	10
@UNLV	2.0	3	6.0	26
@BSU	1.0	3	4.0	8
SDSU	1.0	6	4.0	10
SJSU	3.0	4	6.0	12
@BSU	2.0	17	7.0	25

2018 All-Mountain West Honorees

The Mountain West announced its all-conference team on Nov. 28. For the entire All-MW team visit page 19.

Defensive Player of the Year: LB Jeff Allison

(Allison is the second Bulldog to earn MW Defensive Player of the Year honors dating back to 2012 when consensus All-American Phillip Thomas took home the award. This is Allison's second career All-MW honor, after being named a first team selection in 2017.)

First-Team: LB Jeff Allison, OL Christian Cronk, DB Tank Kelly and DL Mykal Walker.

(The MW had three repeat first-team all-conference players from 2017 and one was Allison.)

Second-Team: OL Micah St. Andrew, DB Mike Bell, P Blake Cusick, DB Juju Hughes, WR KeeSean Johnson and TE Jared Rice.

Honorable Mention: DB Jaron Bryant, DL Jasad Haynes, LB George Helmuth, QB Marcus McMaryion.

Winning the halftime adjustments

Fresno State has scored points with its first drive of the second half in six of the last seven games. Over that span, the Bulldogs have manufactured four touchdown drives and kicked two field goals. In total, the Bulldogs scored points with its first drive of the second half eight times (6 TD/2 FG) this season.

On the flip side, the defense is also making the right halftime adjustments to confuse the opposition's offense. In 13 games, the Bulldogs allowed one opponent to score on its first possession of the second half - which was Boise State on Nov. 9. Fresno State received the ball first in that Nov. 9 game and drove 70 yards down the field for the score, Boise State answered with a 75-yard TD drive of its own.

QTR. BY QTR. SCORING

Quarter	FS	Opp.	Differential
1st:	80	36	+44
2nd:	129	43	+86
3rd:	150	21	+129
4th:	79	62	+17

→ Fresno State is outscoring its opponents in the third quarter, 150-21. It is the largest point differential of any quarter during its games (+129).

→ Fresno State allowed just seven points in the third during conference play (89-7). Only one team, Boise State, managed more than 100 yards of offense in the third quarter against Fresno State.

→ Fresno State outgained 11 of its 13 opponents in the third quarter with Boise State being the only opponent to outgain the 'Dogs (138-77 on Nov. 9; 74-44 on Dec. 1) in the two games they played. The Broncos were also the only team that the Bulldogs did not outscore in the third (7-7 on Nov. 9), but that was in one of the two games and it was a tie.

Protecting the football

Fresno State matched a season-high of two turnovers lost last week at Boise State, matching marks of two in back-to-back games vs. Minnesota (Sept 8) and UCLA (Sept. 15), and again in the final game of the regular season vs. San Jose State. The Bulldogs turned the ball over a total of three times from Sept. 29-Nov. 17.

The least amount of turnovers in a season over the last 10 years by a Bulldog team was 13, set just last season.

→ The Bulldogs have six games this season without a turnover.

Turnovers Lost (last 10 years)

Year (gms)	Games w/o TO	Total Lost
2018 (13)	6	11
2017 (14)	5	13
2016 (12)	3	18
2015 (12)	3	23
2014 (14)	1	27
2013 (13)	4	21
2012 (13)	3	20
2011 (13)	2	22
2010 (13)	1	23
2009 (13)	3	23

How the 'Dogs compare in takeaways this week...

Fresno State FBS ranking

Turnover Margin (129 ranked).....T-6th (+1.00)
Turnovers Gained (129 ranked).....T-12th (24)
Turnovers Lost (129 ranked).....T-7th (11)

Arizona State FBS ranking

Turnover Margin (129 ranked).....T-12th (+0.75)
Turnovers Gained (129 ranked).....T-67th (18)
Turnovers Lost (129 ranked).....3rd (9)



QB1 101

Marcus McMaryion returned to the Central Valley last season to play for the Bulldogs after three seasons at Oregon State. He was 9-2 as the starter in year one, leading the Bulldogs to an appearance in the MW Championship game and a Hawai'i Bowl victory against Houston after getting his first Bulldog start on Sept. 30, 2017 vs. Nevada. McMaryion accomplished all that after joining the team on Aug. 12, 2017, midway into training camp. He was eligible immediately as a graduate transfer.

Since becoming the first Bulldog quarterback to complete better than 60 percent of his passes in a season since Derek Carr (2013) last year, this season...

- McMaryion's completion percentage (69.8%) ranks 7th in the FBS; he is led by Jack Abraham, Southern Miss (73.1%), Kyler Murray, Oklahoma (70.9%), Gardner Minshew, Washington State (70.6%), Brent Stockstill, Middle Tenn. State (70.5%), Ian Book, Notre Dame (70.4%) and Dwayne Haskins (70.2%).
- McMaryion has thrown 25 touchdowns against three interceptions this season.
- McMaryion currently has a streak of 136 consecutive pass attempts without throwing an interception dating back to a second quarter INT at UNLV on Nov. 3. Entering that game, he had a streak of 155 consecutive pass attempts without throwing an interception.
- McMaryion has one interception over his last 292 attempts (155+1+136).
- McMaryion also had a streak of 149 consecutive pass attempts without an INT in 2017. His streaks taking care of the football rank as the sixth (155), seventh (149) and eighth (136) best streaks in program history.
- McMaryion is averaging one interception per 132.7 pass attempts which highest number of pass attempts per interception in the FBS.
- McMaryion posted a completion percentage of 66.7 or better in all 12 games of the regular season. His top completion percentage game was 77.4 percent (24-of-31) against Toledo. In the MW Championship, McMaryion had his lowest completion percentage of the season (62.5%) going 20-of-32 in a game that brought both rain and snow.
- McMaryion matched a Fresno State career-high four TD throws against Hawai'i. It was the second time in 2018 and third of his two-year career at FS. He once tossed five in a game while at Oregon State (against Arizona, 11/19/16).

McMaryion-FBS rankings

Category	Rank	Value
Completion Percentage (117 ranked).....	7	0.698
Passing Efficiency (117 ranked).....	9	161.9
Yards per Pass Attempt (117 ranked).....	12	8.68
Passing Yards (130 ranked).....	12	3,453
Passing Yards Per Game (130 ranked).....	12	273.6
Points Responsible For (202 ranked).....	15	192
Total Offense (200 ranked).....	19	285.1
Completions Per Game (100 ranked).....	21	21.38
Passing TDs (163 ranked).....	22	25
Points Responsible For/Game (200 ranked).....	24	14.8

→ McMaryion is 20-4 as a starting quarterback at Fresno State.

National Leader: Looking for 50

Since his redshirt freshman season in 2015, senior KeeSean Johnson has been a steady pass catcher for Bulldog quarterbacks - actually the best in that category in program history. The East Palo Alto native has just one game in his entire career where he has gone without a catch - at Ole Miss in 2015 as a redshirt freshman in his second career game. Since then, Johnson has caught at least one pass in 49 consecutive games. Last season, Johnson surpassed the program's previous leader in consecutive games with a catch, Henry Ellard. Ellard, who was catching passes from Jeff Tedford in 1981-82, held the record previously catching passes in 34-straight games from 1979-82.

2018 ACTIVE STREAKS OF MOST CONSECUTIVE GAMES WITH 1+ RECEPTION

Player, School	Games
KeeSean Johnson, Fresno State	49
Ventell Bryant, Temple	47
Papi White, Ohio	42
Olamide Zaccheaus, Virginia	41
Hunter Renfrow, Clemson	41
Jonathan Duhart, Old Dominion	40
Trenton Irwin, Stanford	40
Penny Hart, Georgia State	39
Ty Lee, Middle Tennessee State	38
Stanley Morgan Jr., Nebraska	38
Bryan Edwards, South Carolina	37
N'Keal Harry, Arizona State	37
Andy Isabella, Massachusetts	36
Scott Miller, Bowling Green	36

→ Mountain West Record Book: Johnson ranks tied for the all-time lead in league history for the most consecutive games with at least one reception with Dominic Rufran (Wyoming, 2011-14) at 49. One catch versus ASU will make Johnson the all-time MW leader.

RECORD WATCH

Passing Yards (Season)

1. Derek Carr, 2013	5,082*
2. David Carr, 2001	4,839
3. Derek Carr, 2012	4,104
4. Trent Dilfer, 1993	3,799
5. Derek Carr, 2011	3,544
6. Marcus McMaryion, 2018	3,453
7. Paul Pinegar, 2005	3,335
8. Kevin Sweeney, 1984	3,259
9. Trent Dilfer, 1992	3,000
10. Jeff Tedford, 1982	2,993

Total Offensive Yardage (Season)

Rushing and Passing Yardage

1. Derek Carr, 2013	5,199*
2. David Carr, 2001	4,906*
3. Derek Carr, 2012	4,105
4. Trent Dilfer, 1993	3,799
5. Marcus McMaryion, 2018	3,706
6. Derek Carr, 2011	3,616
7. Paul Pinegar, 2005	3,394
8. Kevin Sweeney, 1984	3,114
9. Trent Dilfer, 1992	3,090
10. Marcus McMaryion, 2017	3,028

Passing Completions (Season)

1. Derek Carr, 2013	453*
2. Derek Carr, 2012	344
David Carr, 2001	344
4. Derek Carr, 2011	279
5. Marcus McMaryion, 2018	278
6. Paul Pinegar, 2005	265
7. Trent Dilfer, 1993	254
8. Brian Burrell, 2014	252
9. Billy Volek, 1999	249
10. Paul Pinegar, 2002	230

Highest Passing Efficiency Rating (Season)

1. Trent Dilfer, 1993	167.2
- Marcus McMaryion, 2018	161.9
- Derek Carr, 2013	156.1

Pass Completion Percentage (Season)

Minimum 75 Attempts

1. Marcus McMaryion, 2018	.698	278-of-398
2. Derek Carr, 2013	.687	453-of-659
3. Derek Carr, 2012	.673	344-of-511
4. Billy Volek, 1999	.650	249-of-383
5. David Carr, 2001	.645	344-of-533
6. Mark Barsotti, 1992	.644	123-of-191
7. Trent Dilfer, 1993	.641	254-of-396
8. Paul Pinegar, 2005	.637	265-of-416
9. Ryan Colburn, 2010	.631	227-of-360
10. Tom Brandstater, 2007	.626	211-of-337

Lowest Interception Percentage (Season)

Minimum 100 Attempts

Name, Year	INT %	Int-Att
1. Marcus McMaryion, 2018	0.75	3-398
2. Billy Volek, 1999	0.78	3-383
3. Billy Volek, 1998	1.15	3-261
4. Derek Carr, 2013	1.21	8-659
5. Trent Dilfer, 1993	1.26	5-396
6. Derek Carr, 2012	1.37	7-511
7. Marcus McMaryion, 2017	1.42	5-351
8. Tom Brandstater, 2007	1.48	5-337
9. David Carr, 2001	1.69	9-533
10. Derek Carr, 2011	2.01	9-446



RECORD WATCH

Pass Receptions (Season)

1.	Davante Adams, 2013	131*
2.	Rodney Wright, 2001	104
3.	Davante Adams, 2012	102^
4.	Isaiah Burse, 2013	99
5.	KeeSean Johnson, 2018	93
6.	Josh Harper, 2014	90
7.	Bernard Berrian, 2001	85
8.	Josh Harper, 2013	79
9.	Larry Willis, 1984	79
10.	Brian Roberson, 1996	78

Receiving Yardage (Season)

1.	Davante Adams, 2013	1,718
2.	Rodney Wright, 2001	1,630
3.	Henry Ellard, 1982	1,510
4.	Bernard Berrian, 2001	1,364
5.	Davante Adams, 2012	1,312^
6.	KeeSean Johnson, 2018	1,307
7.	Larry Willis, 1984	1,251
8.	Brian Roberson, 1996	1,248
9.	Charlie Jones, 1995	1,171
10.	Josh Harper, 2014	1,097

Receiving Touchdowns (Career)

1.	Davante Adams, 2012-13	38*
2.	Josh Harper, 2011-14	29
3.	Bernard Berrian, 1999-03	25
	Charlie Jones, 1992-95	25
	Henry Ellard, 1979-82	25
6.	KeeSean Johnson, 2015-pres.	24
7.	Rodney Wright, 1998-01	23
8.	Charles Smith, 1998-01	19
9.	Malcolm Seabron, 1990-93	18
10.	Joe Fernandez, 2002-06	16

100-Yard Receiving Games (Career)

1.	Davante Adams, 2012-13	13
2.	Bernard Berrian, 1999-03	12
	Charlie Jones, 1992-95	12
4.	Brian Roberson, 1993-96	11
	Larry Willis, 1983-84	11
	Henry Ellard, 1979-82	11
7.	Rodney Wright, 1998-01	10
8.	KeeSean Johnson, 2015-pres.	9
9.	Josh Harper, 2011-14	8
10.	Isaiah Burse, 2010-13	7

100-Yard Receiving Games (Season)

1.	Henry Ellard, 1982	9
2.	Davante Adams, 2013	7
	Larry Willis, 1983	7
3.	Davante Adams, 2012	6
	Bernard Berrian, 2001	6
	Rodney Wright, 2001	6
6.	Jalen Saunders, 2011	5
	Bernard Berrian, 2000	5
	KeeSean Johnson, 2017	5

Consecutive Games with a Catch

1.	KeeSean Johnson, 2015-pres.	49#
2.	Henry Ellard, 1979-82	34
3.	Jamire Jordan, 2015-17	26
	Davante Adams, 2012-13	26
	Jalen Saunders, 2010-11	26

- active streak

One of the best to do it

KeeSean Johnson, who broke Davante Adams' Fresno State record for career receptions earlier this season on Oct. 27, added to his legacy in the regular season finale against San Jose State by breaking the program record for career receiving yards. Johnson broke Charlie Jones' record of 3,344 yards, a record that stood since 1995.

- Johnson owns a team-best 93 receptions and 1,307 receiving yards in 2018.
- Johnson ranks 4th in the FBS for most receptions (93).
- Johnson ranks 8th in the FBS for most receiving yards (1,307).
- Johnson's 93 receptions ranks fifth-best in program history for a single season. Isaiah Burse ranks 4th with 99 (2013) while Davante Adams ranks third with 102 (2012).
- Johnson's 1,307 receiving yards ranks sixth-best in program history for a single season. Davante Adams ranks 5th with 1,312 (2012) while Bernard Berrian ranks 4th with 1,364 (2001).
- Johnson became the fourth receiver in program history to record back-to-back seasons of 1,000 yards. He joined Larry Willis, Davante Adams and Josh Harper. He is the fifth Bulldog overall with multiple 1,000 yard seasons as Rodney Wright posted 1,000 yards in 1999 & 2001.
- Johnson's 3,743 all-purpose yards rank No. 11 in program history. 114 all-purpose yards versus ASU would place him in the all-time top 10.
- Johnson is the career active leader in the nation in receptions (273).
- Johnson is one of three active FBS players to own 3,000 or more career receiving yards.

PASS RECEPTIONS (CAREER)

1.	KeeSean Johnson, 2015-Pres.	273
2.	Davante Adams, 2012-13	233
3.	Josh Harper, 2011-14	228
4.	Rodney Wright, 1998-01	222
5.	Isaiah Burse, 2010-13	209
6.	Bernard Berrian, 1999-03	199
7.	Brian Roberson, 1993-96	188
8.	Charlie Jones, 1992-95	187
9.	Charles Smith, 1998-01	171
10.	Jamire Jordan, 2015-Pres.	144

RECEIVING YARDAGE (CAREER)

1.	KeeSean Johnson, 2015-Pres.	3,430
2.	Charlie Jones, 1992-95	3,344
3.	Rodney Wright, 1998-01	3,274
4.	Davante Adams, 2012-13	3,030
5.	Brian Roberson, 1993-96	2,956
6.	Henry Ellard, 1979-82	2,947
7.	Josh Harper, 2011-14	2,938
8.	Bernard Berrian, 1999-03	2,849
9.	Isaiah Burse, 2010-13	2,503
10.	Charles Smith, 1998-01	2,368

FBS Active Career Leaders in Receptions

Rank	Player	No.
1	Keesean Johnson, Fresno St.	273
2	T.J. Rahming, Duke	241
3	Olamide Zaccheaus, Virginia	238
4	Andy Isabella, Massachusetts	231
5	Scott Miller, Bowling Green	215

FBS Active Career Leaders in Receiving Yards

Rank	Player	No.
1	Andy Isabella, Massachusetts	3,526
2	Keesean Johnson, Fresno St.	3,430
3	Cody Thompson, Toledo	3,257
4	A.J. Brown, Ole Miss	2,984
5	Penny Hart, Georgia St.	2,950

Overlooked

While KeeSean Johnson gets a lot of the spotlight, throughout the past four years Jamire Jordan has been opposite of him. Jordan's quick speed has separated him for numerous explosive plays while other times just opening up the field taking a defender away for Johnson's benefit. The Johnson and Jordan duo have logged 51 career games, respectively, and are two of four players on the team with 50-plus career games under their belts along with linebackers George Helmuth and James Bailey.

JORDAN'S EXPLOSIVE PLAYS (CAREER)

Yds	Opponent	Play	Result
100	Hawai'i (2018)	Jordan missed field goal return	TD
86	SDSU (2018)	McMaryion pass to Jordan	TD
85	Toledo (2016)	Virgil pass to Jordan	TD
82	Utah (2015)	Greenlee pass to Jordan	TD
71	Nevada (2017)	Jordan kickoff return	1st-10
70	New Mexico (2017)	McMaryion pass to Jordan	TD
65	SJSU (2018)	Jordan kick return	1st-10
65	Tulsa (2016)	Virgil pass to Jordan	TD
64	Hawai'i (2015)	Greenlee pass to Jordan	TD
58	Air Force (2016)	Virgil pass to Jordan	1st-10
50	BYU (2017)	McMaryion pass to Jordan	1st-Goal
50	Colo. St. (2015)	Jordan kickoff return	1st-10
49	Hawai'i (2018)	McMaryion pass to Jordan	TD
49	San Diego St. (2016)	Virgil pass to Jordan	1st-10
48	Colo. St. (2016)	Kline pass to Jordan	1st-10
47	San Jose St. (2015)	Jordan kickoff return	1st-10
48	San Diego St. (2017)	McMaryion pass to Jordan	1st-Goal
44	Wyoming (2017)	McMaryion pass to Jordan	1st-10
44	Tulsa (2016)	Jordan rush	TD
40	Incarnate Word (2017)	Virgil pass to Jordan	1st-Goal

→ Jordan sits at No. 10 in the Fresno State career pass receptions all-time top 10 with 144.

→ Jordan is nearly on the all-time top 10 for receiving yards owning 2,235. He is 133 yards shy of catching Charles Smith (1998-01) at No. 10, who registered 2,368 yards in his Bulldog career.

→ Jordan owns 3,397 career all-purpose yards. It ranks as the 17th-most in program history.



Chasing Bear

Tight end Jared Rice has arguably been the most productive Fresno State tight end since Bear Pascoe (2005-08), who made himself a seven-year NFL career. Rice, a junior this season, broke Pascoe's single season best marks of receptions and receiving yards by a tight end 11 years later. He leads those categories by six catches and 68 yards and will be able to add to his new record in the Las Vegas Bowl.

- Bear Pascoe is the last Bulldog tight end to gain over 1,000 yards receiving in a career - a number eclipsed at Boise State in the Mountain West championship game. Rice trails Pascoe's career yardage total by 276 yards.
- Marty Thompson owns the most single season touchdowns (8) - set in 1991 - and career touchdowns (11) by a tight end in program history.

TIGHT END PASS RECEPTIONS (2018) - FBS

1. Caleb Wilson, UCLA	60
2. Josh Oliver, San Jose State	56
3. Keenen Brown, Texas State	51
Jared Rice, Fresno State	51
5. Cameron Green, Northwestern	50
6. Jace Sternberger, Texas A&M	47
Kaden Smith, Stanford	47
8. T.J. Hockenson, Iowa	46
9. Harrison Bryant, Fla. Atlantic	45
10. Mik'Quan Deane, Western Ky.	44

Bear Pascoe (2005-08)	Jared Rice (2016-pres.)
Year: rec./yds./TDs	Year: rec./yds./TDs
2008: 40/400/4	2018: 51/621/3
2007: 45/553/4	2017: 22/388/2
2006: 22/307/2	2016: 4/6/2
2005: 5/34/0	Total: 77/1018/7
Total: 112/1294/10	

Bulldog TE Career Records

	Rec.	Yds.	TDs
Bear Pascoe (2005-08)	112*	1294*	10
Jared Rice (2016-pres.)	77	1018	7
Marty Thompson (1989-92)	68	1057	11*
* indicates program record			

TIGHT END RECEIVING YARDAGE (2018) - FBS

1. Caleb Wilson, UCLA	965
2. Jace Sternberger, Texas A&M	804
3. T.J. Hockenson, Iowa	717
4. Josh Oliver, San Jose State	709
5. Harrison Bryant, Fla. Atlantic	662
6. Jared Rice, Fresno State	624
7. Kaden Smith, Stanford	635
8. Irv Smith Jr., Alabama	613
9. Keenen Brown, Texas State	577
10. Brycen Hopkins, Purdue	564

Plug and Play

In total, Fresno State has used five different combinations of starters on the offensive line this season. Despite the lack of continuity, like starting the same five in all 14 games a season ago, the results have been similar to the success a season ago.

Fresno State returned three starters with 71 career combined starts (Netane Muti, Christian Cronk, Micah St. Andrew) going into the 2018 opener ... in doing so, the line tinkered with its lineup to the point that Fresno State joined Western Kentucky and UTSA as the only offensive lines in the nation to start the season with all five position starters each earning their first career starts at their respective position to start 2018 ... the change continued losing Muti to a season-ending achilles injury during the Bulldogs' week two contest at Minnesota. Cronk moved back to left tackle (where he started in 2016-17) in the absence of Muti and junior college transfer Nick Abbs slid in at left guard. A new lineup emerged against Wyoming, having St. Andrew and Boyer flip positions (center-right guard) while Logan Hughes picked up his first start at left guard since 2016. The 'Dogs only steady presence had been Syrus Tuitiele at right tackle over the first seven games until an injury allowed Bull to get his first start at right tackle against Hawaii, and a week later versus UNLV, Woodley got his first start at right tackle. Tuitiele returned to right tackle against Boise State. The line has since found some continuity now have started the same five linemen four-straight games (11/9-12/1).

→ Fresno State has not allowed a sack five times (Minnesota, Wyoming, Hawai'i, UNLV & San Jose State) and allowed one apiece in the five other contests.

2018:

- Fresno State ranks 8th in the FBS in sacks allowed (0.92/game).
- Fresno State ranks 7th in the FBS in tackles for loss allowed (4.08/game).

2017:

- Fresno State ranked T-3rd in the FBS in sacks allowed (0.71/game).
- Fresno State ranked T-3rd in the FBS in tackles for loss allowed (3.29/game).

SEASON STARTS BY POSITION - OFFENSIVE LINE (ACTIVE PLAYERS)

	2018	2017	2016	2015
Left Tackle	Chrisitan Cronk (11)	Christian Cronk (14)	Christian Cronk (12)	--
	Netane Muti (2)	--	--	--
Left Guard	--	Netane Muti (14)	--	--
	Logan Hughes (8)	--	Logan Hughes (5)	--
	Christian Cronk (2)	--	--	--
	Nick Abbs (3)	--	--	--
Center	Markus Boyer (8)	--	--	--
Center	Micah St. Andrew (5)	--	--	--
Right Guard	Micah St. Andrew (8)	Micah St. Andrew (14)	Micah St. Andrew (12)	Micah St. Andrew (5)
	Markus Boyer (5)	--	--	--
Right Tackle	Syrus Tuitiele (11)	--	--	--
	Dontae Bull (1)	--	--	--
	Quiero Woodley (1)	--	--	--

GAME-BY-GAME FIRST DOWNS

Opponent	(BY QUARTER)	TOTAL
Idaho.....	(9-4-5-6).....	24
at Minnesota.....	(1-3-3-6).....	13
at UCLA.....	(9-4-5-6).....	24
Toledo.....	(6-9-7-2).....	24
at Nevada.....	(5-2-3-2).....	12
Wyoming.....	(3-4-6-4).....	17
at New Mexico.....	(8-8-11-2).....	29
Hawai'i.....	(8-8-5-3).....	24
at UNLV.....	(7-8-7-3).....	25
at Boise State.....	(3-7-3-9).....	22
San Diego State.....	(3-4-6-4).....	17
San Jose State.....	(4-3-7-5).....	19
at Boise State.....	(3-4-2-4-1).....	14

GAME-BY-GAME YARDAGE GAINED BY QTR

Opponent	1Q	2Q	3Q	4Q	OT
Idaho	149	76	151	110	-
at Minnesota	36	68	64	131	-
at UCLA	147	30	173	70	-
Toledo	98	248	154	54	-
at Nevada	73	43	106	49	-
Wyoming	70	94	156	71	-
at New Mexico	144	113	144	32	-
Hawai'i	152	198	111	101	-
at UNLV	123	117	145	85	-
at Boise State	95	91	77	127	-
San Diego State	125	87	100	78	-
San Jose State	129	60	192	134	-
at Boise State	54	60	44	105	25

GAME-BY-GAME CUMULATIVE YARDAGE GAINED BY QTR

Opponent	1Q	2Q	3Q	4Q	OT
Idaho	149	225	376	486	-
at Minnesota	36	104	168	299	-
at UCLA	147	177	350	420	-
Toledo	98	346	500	554	-
at Nevada	73	116	222	271	-
Wyoming	70	164	320	391	-
at New Mexico	144	257	401	433	-
Hawai'i	152	350	461	562	-
at UNLV	123	240	385	466	-
at Boise State	95	186	263	390	-
San Diego State	125	212	312	390	-
San Jose State	129	189	381	515	-
at Boise State	54	114	158	263	288

OPPONENTS GAME-BY-GAME FIRST DOWNS

Opponent	(BY QUARTER)	TOTAL
Idaho.....	(1-7-5-2).....	15
at Minnesota.....	(7-4-2-7).....	20
at UCLA.....	(3-5-6-0).....	14
Toledo.....	(5-3-3-10).....	21
at Nevada.....	(3-7-3-8).....	21
Wyoming.....	(5-3-2-4).....	14
at New Mexico.....	(1-8-3-7).....	19
Hawai'i.....	(2-9-4-4).....	19
at UNLV.....	(3-3-3-9).....	18
at Boise State.....	(4-7-9-4).....	24
San Diego State.....	(2-2-3-1).....	8
San Jose State.....	(2-3-3-8).....	16
at Boise State.....	(7-5-4-5-1).....	22

OPPONENTS GAME-BY-GAME YARDAGE GAINED BY QTR

Opponent	1Q	2Q	3Q	4Q	OT
Idaho	69	122	81	35	-
at Minnesota	91	81	49	86	-
at UCLA	38	122	70	40	-
Toledo	98	63	38	176	-
at Nevada	58	113	57	99	-
Wyoming	74	44	38	65	-
at New Mexico	30	102	49	99	-
Hawai'i	54	171	69	80	-
at UNLV	68	64	43	127	-
at Boise State	96	115	138	99	-
San Diego State	103	122	38	19	-
San Jose State	49	81	65	172	-
at Boise State	66	89	74	102	19

OPPONENTS GAME-BY-GAME CUMULATIVE YARDAGE GAINED BY QTR

Opponent	1Q	2Q	3Q	4Q	OT
Idaho	69	191	272	307	-
at Minnesota	91	172	221	307	-
at UCLA	38	160	230	270	-
Toledo	98	161	199	375	-
at Nevada	58	171	228	327	-
Wyoming	74	118	156	221	-
at New Mexico	30	132	181	280	-
Hawai'i	54	225	294	374	-
at UNLV	68	132	175	302	-
at Boise State	96	211	349	448	-
San Diego State	103	225	263	282	-
San Jose State	49	130	195	367	-
at Boise State	66	155	229	331	350



FRESNO STATE MW RANKINGS

3rd Down Conversion Pct (12 ranked).....	3
3rd Down Conversion Pct Defense (12 ranked).....	3
4th Down Conversion Pct (12 ranked).....	1
4th Down Conversion Pct Defense (12 ranked).....	4
Completion Percentage (12 ranked).....	1
Fewest Penalties (12 ranked).....	4
Fewest Penalties Per Game (12 ranked).....	3
Fewest Penalty Yards (12 ranked).....	4
Fewest Penalty Yards Per Game (12 ranked).....	2
First Downs Defense (12 ranked).....	4
First Downs Offense (12 ranked).....	5
Fumbles Lost (12 ranked).....	4
Fumbles Recovered (12 ranked).....	6
Kickoff Return Defense (12 ranked).....	4
Kickoff Returns (12 ranked).....	7
Net Punting (12 ranked).....	1
Passes Had Intercepted (12 ranked).....	1
Passes Intercepted (12 ranked).....	2
Passing Offense (12 ranked).....	6
Passing Yards Allowed (12 ranked).....	1
Passing Yards per Completion (12 ranked).....	5
Punt Return Defense (12 ranked).....	1
Punt Returns (12 ranked).....	9
Red Zone Defense (12 ranked).....	1
Red Zone Offense (12 ranked).....	2
Rushing Defense (12 ranked).....	5
Rushing Offense (12 ranked).....	9
Sacks Allowed (12 ranked).....	3
Scoring Defense (12 ranked).....	1
Scoring Offense (12 ranked).....	3
Tackles for Loss Allowed (12 ranked).....	1
Team Passing Efficiency (12 ranked).....	1
Team Passing Efficiency Defense (12 ranked).....	1
Team Sacks (12 ranked).....	7
Team Tackles for Loss (12 ranked).....	10
Time of Possession (12 ranked).....	4
Total Defense (12 ranked).....	1
Total Offense (12 ranked).....	5
Turnover Margin (12 ranked).....	1
Turnovers Gained (12 ranked).....	2
Turnovers Lost (12 ranked).....	1

ARIZONA STATE PAC-12 RANKINGS

3rd Down Conversion Pct (12 ranked).....	5
3rd Down Conversion Pct Defense (12 ranked).....	10
4th Down Conversion Pct (12 ranked).....	1
4th Down Conversion Pct Defense (12 ranked).....	11
Completion Percentage (12 ranked).....	5
Fewest Penalties (12 ranked).....	8
Fewest Penalties Per Game (12 ranked).....	8
Fewest Penalty Yards (12 ranked).....	8
Fewest Penalty Yards Per Game (12 ranked).....	8
First Downs Defense (12 ranked).....	9
First Downs Offense (12 ranked).....	7
Fumbles Lost (12 ranked).....	1
Fumbles Recovered (12 ranked).....	3
Kickoff Return Defense (12 ranked).....	8
Kickoff Returns (12 ranked).....	11
Net Punting (12 ranked).....	10
Passes Had Intercepted (12 ranked).....	1
Passes Intercepted (12 ranked).....	7
Passing Offense (12 ranked).....	8
Passing Yards Allowed (12 ranked).....	7
Passing Yards per Completion (12 ranked).....	5
Punt Return Defense (12 ranked).....	11
Punt Returns (12 ranked).....	5
Red Zone Defense (12 ranked).....	8
Red Zone Offense (12 ranked).....	3
Rushing Defense (12 ranked).....	9
Rushing Offense (12 ranked).....	4
Sacks Allowed (12 ranked).....	2
Scoring Defense (12 ranked).....	6
Scoring Offense (12 ranked).....	4
Tackles for Loss Allowed (12 ranked).....	5
Team Passing Efficiency (12 ranked).....	5
Team Passing Efficiency Defense (12 ranked).....	9
Team Sacks (12 ranked).....	4
Team Tackles for Loss (12 ranked).....	2
Time of Possession (12 ranked).....	8
Total Defense (12 ranked).....	8
Total Offense (12 ranked).....	4
Turnover Margin (12 ranked).....	1
Turnovers Gained (12 ranked).....	6
Turnovers Lost (12 ranked).....	1

printed before Army-Navy game

Not so secret weapon

One of the Bulldogs' best assets this season has been punter Blake Cusick. A Ray Guy Award semifinalist, which is given to the nation's best punter, the junior has placed 48.4 percent (30-of-62) of his punts inside the opponents' 20-yard line forcing teams to put together lengthy drives to score points. Only 11 of his 62 punts have been returned this season for a total of 25 yards.

- 11 punts have been placed inside the opponents' 10-yard line.
- Fresno State ranks first in the Mountain West and 16th in the nation in net punting at 40.42 yards.
- Through 13 games, Cusick has an average of 42.1 yards per punt which ranks sixth in the Mountain West and 46th nationally.
- 12 of Cusick's punts have gone for 50-plus yards, including a career-long 72 yarder at Nevada.

Block that kick

With three blocks as a team entering the Mountain West championship game, Fresno State needed to come up with one more in the fourth quarter against Boise State. After nearly blocking a field goal earlier in the game, Matt Boateng produced one of the biggest plays of the season for the Bulldogs as the senior blocked a Bronco PAT after BSU tied the game at 13-13. The game would go to overtime where the Bulldogs held Boise State to a field goal before scoring the game-winning touchdown.

- Boateng's block was the first blocked PAT by a Bulldog since Nikko Motta in 2011.
- The Bulldogs' four blocked kicks (2 FGs, 1 PAT & 1 punt) this season are the most for a Bulldog team since 2011 when the 'Dogs had 10.
- The Bulldogs' four blocks rank T-9th most in the FBS.

The offense doesn't have to do all of the scoring

Through 13 games, Fresno State has scored six touchdowns without the use of its offense, the latest coming by way of a 95-yard interception return by sophomore linebacker Arron Mosby in the regular-season finale against San Jose State. The Bulldogs' six defensive TDs rank tied for No. 2 in the FBS behind Temple's seven.

- The Bulldogs have run three interceptions back for touchdowns this season: a 39-yard return from Tank Kelly versus Idaho in the season opener, a 38-yard return by Mykal Walker against Toledo on Sept. 29 and a 95-yard return by Mosby --- Mosby's return was the fourth-longest in program history, and longest since 2004.
- Against Idaho, Jaron Bryant became the first player in FBS history to return two blocked field goals for touchdowns in the same game, with both coming in the second quarter. No team in FBS history had ever performed the feat twice in one game.
- On Oct. 27, Jamire Jordan caught a Hawai'i missed field goal eight yards deep into the end zone and returned it for a touchdown. It was the sixth kick-six recorded in FBS history and first in the Mountain West.
- The six non-offensive touchdowns is the most for a Bulldog team since recording nine in 2012.

Standing tall in the red zone

With opponents cashing in on just 60.9 percent of its trips to the red zone (14-of-23), Fresno State's defense ranks No. 1 in the FBS defending red zone opportunities. In total, Fresno State's opponents have reached the red zone 23 times - which ranks as the fewest trips allowed to the red zone in the FBS.

- Fresno State opponents have scored 14 times (10 TD/4 FG) after entering the red zone which ranks as the least amount of red zone scores in the FBS. The next closest team has allowed 20.
- Fresno State has stopped an opponent in the red zone in seven of its 13 games. The Bulldogs stopped Idaho and Toledo twice on red zone chances (1-of-3).
- Fresno State has recorded at least one red zone stop in six of their last 10 games. The 'Dogs kept Wyoming and San Diego State out of the red zone during that span.



Nation's leader keeping opponents under 30

After 27 total games in the Tedford era, the defense has actually been the hallmark of the "quarterback guru's" tenure. Fresno State has allowed opponents to 15.9 points per game under Tedford. Furthermore, the Bulldogs have not allowed an opponent to score 30 or more points since Sept. 16, 2017 at Washington (L, 48-16), a stretch of 24 straight games, which is the longest streak in the FBS.

CONSECUTIVE GAMES ALLOWING 30 POINTS OR LESS

Fresno State:	24
Mississippi State:	13
Norte Dame:	13
Miami:	11
Michigan State:	11
Troy:	11

→ Fresno State is one of six teams in the FBS to own a streak of double-digit games allowing 30 points or less, and the only team with a streak over 20.

Elite defense

Following a season in which the Bulldogs' defense was the program's best since the late 1980's. The Bulldogs are currently suffocating opposing offenses, holding them to the second-lowest points per game in the FBS (13.7).

TOP SCORING DEFENSES IN NCAA IN 2018

1. Miss. State -	12.0 ppg
2. Fresno State -	13.7 ppg
Clemson -	13.7 ppg
4. Alabama -	14.8 ppg
5. Washington -	15.5 ppg

→ During the last 50 years, Fresno State has held opponents to 15.0 points per game or less four times.

→ Only once has a Bulldog defense held opponents below 14 points per game for an entire season (1986 - 13.6).

Do Not Enter

This season, Fresno State has put up a "Do Not Enter" sign on its opponents' end zone. Like last year, the Bulldogs have held three opponents without a touchdown. The 2018 season marks the fifth time in the modern era in which the 'Dogs have recorded at least three games in which their opponents have not found the end zone in a single season. The 1988 team held four teams without a touchdown. Three games were also done in 2017, 2007 and 1986.

→ Fresno State has allowed 21 touchdowns this season, tied for the third-fewest allowed in the FBS behind Mississippi State's 12 and Appalachian State's 20.

Manufacturing takeaways

Through 13 games, Fresno State has produced 24 takeaways - which ranks tied for the 12th-most in the country (based on all teams and all games). The Bulldogs' 17 interceptions ranks tied for the fifth-most in the FBS. The Bulldogs turnover margin ranks tied for the sixth-best in the country having turned the ball over 11 times - equaling a +1.00 turnover margin.

• Fourteen different Bulldogs have accounted for a takeaway this season. Jeff Allison, James Bailey, Patrick Belony and Mykal Walker own two apiece while Mike Bell, Juju Hughes and Tank Kelly lead the team with three apiece.

• Fresno State has won the turnover battle in seven of its 13 games this season. The Bulldogs are 6-1 in those seven games and are 3-0 when the turnover battle is tied.

• The Bulldogs enter the Las Vegas Bowl having won their last three games despite not winning the turnover battle.

→ Fresno State is 13-2 when winning the turnover battle under Jeff Tedford with the only losses coming on the road at Washington in 2017 and at Boise State in 2018 (Nov. 9).

Turnovers	Gained/Lost	Result
Idaho:	7/0	Won
Minnesota:	1/2	Lost
UCLA:	4/2	Won
Toledo:	1/1	Won
Nevada:	3/1	Won
Wyoming:	1/0	Won
New Mexico:	1/0	Won
Hawai'i:	2/0	Won
UNLV:	1/1	Won
Boise State:	1/0	Lost
San Diego State:	0/0	Won
San Jose State:	1/2	Won
Boise State:	1/2	Won
TOTAL:	24/11	
<i>bold indicates won TO battle & game</i>		

FRESNO STATE FBS RANKINGS

3rd Down Conversion Pct (129 ranked)	26
3rd Down Conversion Pct Defense (129 ranked)	23
4th Down Conversion Pct (129 ranked)	5
4th Down Conversion Pct Defense (129 ranked)	48
Completion Percentage (129 ranked)	4
Fewest Penalties (129 ranked)	51
Fewest Penalties Per Game (129 ranked)	36
Fewest Penalty Yards (128 ranked)	44
Fewest Penalty Yards Per Game (129 ranked)	30
First Downs Defense (129 ranked)	40
First Downs Offense (129 ranked)	52
Fumbles Lost (128 ranked)	37
Fumbles Recovered (129 ranked)	75
Kickoff Return Defense (129 ranked)	49
Kickoff Returns (129 ranked)	71
Net Punting (129 ranked)	16
Passes Had Intercepted (129 ranked)	4
Passes Intercepted (127 ranked)	5
Passing Offense (129 ranked)	25
Passing Yards Allowed (129 ranked)	29
Passing Yards per Completion (129 ranked)	59
Punt Return Defense (129 ranked)	5
Punt Returns (129 ranked)	103
Red Zone Defense (129 ranked)	1
Red Zone Offense (129 ranked)	23
Rushing Defense (129 ranked)	27
Rushing Offense (129 ranked)	96
Sacks Allowed (129 ranked)	8
Scoring Defense (129 ranked)	2
Scoring Offense (129 ranked)	26
Tackles for Loss Allowed (129 ranked)	7
Team Passing Efficiency (129 ranked)	7
Team Passing Efficiency Defense (129 ranked)	7
Team Sacks (129 ranked)	94
Team Tackles for Loss (129 ranked)	104
Time of Possession (129 ranked)	37
Total Defense (129 ranked)	17
Total Offense (129 ranked)	49
Turnover Margin (128 ranked)	6
Turnovers Gained (129 ranked)	12
Turnovers Lost (129 ranked)	7

ARIZONA STATE FBS RANKINGS

3rd Down Conversion Pct (129 ranked)	49
3rd Down Conversion Pct Defense (129 ranked)	91
4th Down Conversion Pct (129 ranked)	3
4th Down Conversion Pct Defense (129 ranked)	110
Completion Percentage (129 ranked)	40
Fewest Penalties (129 ranked)	74
Fewest Penalties Per Game (129 ranked)	75
Fewest Penalty Yards (128 ranked)	75
Fewest Penalty Yards Per Game (129 ranked)	76
First Downs Defense (129 ranked)	99
First Downs Offense (129 ranked)	58
Fumbles Lost (128 ranked)	6
Fumbles Recovered (129 ranked)	60
Kickoff Return Defense (129 ranked)	98
Kickoff Returns (129 ranked)	100
Net Punting (129 ranked)	75
Passes Had Intercepted (129 ranked)	10
Passes Intercepted (127 ranked)	63
Passing Offense (129 ranked)	56
Passing Yards Allowed (129 ranked)	81
Passing Yards per Completion (129 ranked)	48
Punt Return Defense (129 ranked)	116
Punt Returns (129 ranked)	52
Red Zone Defense (129 ranked)	90
Red Zone Offense (129 ranked)	42
Rushing Defense (129 ranked)	64
Rushing Offense (129 ranked)	52
Sacks Allowed (129 ranked)	19
Scoring Defense (129 ranked)	49
Scoring Offense (129 ranked)	54
Tackles for Loss Allowed (129 ranked)	54
Team Passing Efficiency (129 ranked)	47
Team Passing Efficiency Defense (129 ranked)	80
Team Sacks (129 ranked)	43
Team Tackles for Loss (129 ranked)	27
Time of Possession (129 ranked)	77
Total Defense (129 ranked)	71
Total Offense (129 ranked)	45
Turnover Margin (128 ranked)	12
Turnovers Gained (129 ranked)	67
Turnovers Lost (129 ranked)	3

printed before Army-Navy game



RECORD WATCH

Tackles (Season)

	Player, Year	Solo	Asts	Total
1.	Omar Stoutmire, 1995	111	87	198
2.	Ron Papazian, 1993	94	64	158
3.	A.J. Gass, 1996	82	68	150
4.	Brad Bell, 1993	68	76	144
5.	Ron Papazian, 1994	79	60	139
6.	Chris Peters, 1993	80	56	136
7.	Zack Rix, 1992	69.5	64	133.5
8.	Marcus Riley, 2007	64	68	132
9.	Jeff Allison, 2017	79	47	126
10.	A.J. Gass, 1997	76	47	123
--	Jeff Allison, 2018	66	55	121

Tackles (Career)

1.	Omar Stoutmire (1993-96)	458
2.	Tim Skipper (1997-00)	418
3.	Ben Jacobs (2007-10)	387
4.	Bryce McGill (2000-03)	326
5.	A.J. Gass (1993-97)	325
6.	Derron Smith (2010-14)	304
7.	Zack Rix (1989-92)	295
8.	Marquez Pope (1988-91)	290
9.	Vernon Fox (1998-01)	289
10.	Brad Bell (1990-93)	272
--	Jeff Allison (2016-pres.)	268

Tackles For A Loss (Season)

1.	Alan Harper, 2001	21-102
2.	Nick Burley, 2002	18-75
3.	Logan Harrell, 2011	17-100
	Orlando Huff, 2000	17-78
	Tim Skipper, 1998	17-10
6.	Ejiro Ederaine, 2015	16.5-77
	Ejiro Ederaine, 2013	16.5-74
	Chris Carter, 2010	16.5-93
9.	Alan Harper, 2000	16-61
	Jason Stewart, 2002	16-56
11.	Brian Morris, 2003	15.5-77
12.	Alan Harper, 1999	15-47
	Payton Williams, 1998	15-30
	Earl Oliver, 1992	15-31
	Marcus Riley, 2007	15-43
--	Mykal Walker, 2018	13.5-38

All-Purpose Yards (Career)

	Player, Years	Total
1.	Isaiah Burse, 2010-13	5,873
2.	Bernard Berrian, 1999-03	5,828
3.	Robbie Rouse, 2009-12	5,441
4.	Rodney Wright, 1998-01	4,439
5.	Ron Rivers, 1991-93	4,388
6.	Henry Ellard, 1979-82	4,152
7.	Charlie Jones, 1992	3,947
8.	Brian Roberson, 1993-96	3,938
9.	Jamie Kimbrough, 1995-98	3,931
10.	Dale Messer, 1958-60	3,856
11.	KeeSean Johnson, 2015-pres	3,743
12.	Charles Smith, 1998-01	3,738
13.	Michael Pittman, 1993-97	3,573
14.	Martezze Waller, 2012-15	3,563
15.	Ryan Mathews, 2007-09	3,548
16.	Robbie Rouse, 2009-12	3,516
17.	Jamire Jordan, 2015-pres.	3,397
18.	Kelly Skipper, 1985-88	3,384
19.	Anthony Daigle, 1991-93	3,090
20.	Davante Adams, 2012-13	3,046

Points off turnovers

Fresno State has recorded 107 points off turnovers through 13 games, a number that has already surpassed season totals from the past five seasons.

→ The Bulldogs had 38 points off turnovers in their contest against Idaho, scoring five touchdowns and a field goal. Looking back, it's the first time since 2013 that the Bulldogs posted 30 or more points off turnovers - having done so against Idaho scoring 35 points off turnovers in that game.

SINGLE GAME HIGH

PTS. OFF TO

2018: 38 (thru 13)

2017: 14

2016: 14

2015: 10

2014: 24

2013: 35

2012: 24

2011: 14

2010: 10

SINGLE SEASON TOTAL

PTS. OFF TO

2018: 107 (thru 13)

2017: 61

2016: 38

2015: 58

2014: 89

2013: 96

2012: 172

2011: 35

2010: 48

Taking rather than allowing

Fresno State's defense is one of 17 units in the country to have more interceptions than passing touchdowns allowed. The Bulldogs intercept 1.21 passes per touchdown allowed through the air which is tied for No. 9 nationally.

→ Fresno State and Utah State are the only two Mountain West schools to have forced more interceptions than allowed passing touchdowns. Fresno State has allowed 14 pass TDs to its 17 INTs while the Aggies have given up 17 pass TDs to their 18 INTs.

INTERCEPTIONS VS. PASSING TDs ALLOWED RATIO

1. Mississippi State - 2.40
2. Appalachian State - 2.14
3. Notre Dame 1.71
4. Miami - 1.50
5. California - 1.31
6. Georgia Southern - 1.36
7. Virginia - 1.25
8. Washington - 1.22
9. Fresno State - 1.21
- North Texas - 1.21

Defensive legacy

In his first season on the field for the Bulldogs, junior Mykal Walker is making an immediate impact where his late father Michael once played (1985-86). Through 13 games, the younger Walker is already creating his own legacy at defensive end. The 6-foot-3, 220-pound athlete earned first team All-Mountain West honors after ranking second in the league in tackles among defensive lineman during the regular season. Three days later, he was named Defensive MVP of the MW championship game after recording 12 tackles, 2.5 tackles for loss, 1.5 sacks and a fumble recovery.

- Walker ranks first in the Mountain West among defensive linemen in tackles with 79 (6.1 per game) and 27th overall. He is one of two lineman in the league to rank in the top 50 in tackles.
- In his first game in a Bulldog uniform, Walker blocked a field that was returned for a touchdown ... he recorded his second block of the season at UNLV on Nov. 3, this time a punt to become the first Bulldog since 2011 to record multiple blocks in a season - his two blocks rank tied for tied for the fifth-most in the FBS. He is one of 25 individuals in the FBS with multiple blocks this season.

Category	Total	Team Rank
Tackles	79	3rd
TFLs	13.0	1st
Sacks	4.0	2nd
INTs	1	5th
PBUs	5	5th
QBH	5	1st
FR	2	1st
FF	2	1st
Blocks	2	1st

- Against Toledo, Walker became the first Bulldog defensive lineman to return an interception for a touchdown since Tristan Okpalauo on Sept. 22, 2012.
- Walker has forced two fumbles (back-to-back games vs. UCLA & Toledo) and recovered two (Hawai'i & MW Championship).
- Against Hawai'i, Walker tallied a team-high nine tackles to become the first defensive lineman to lead the Bulldogs in tackles since Tyeler Davison led team with eight versus Nevada in 2014. He led the 'Dogs in tackles again in the regular-season finale versus San Jose State with eight, and again in the conference championship game with 12.

Ball Hawks

Ranking No. T-5 in the FBS in interceptions, Fresno State saw its streak of consecutive games with an interception end at eight games versus San Diego State on Nov. 17. It is the longest streak since the 2012 season when the Bulldogs grabbed at least one in 11 straight games.



Aerial pursuit

- The Bulldogs rank tied for No. 5 in the FBS in interceptions with 17.
- The fear of ball-hawking defenders has led quarterbacks to be off their game, holding them to the seventh-lowest passing efficiency in the nation at 104.84. Quarterbacks have been held to a 50.1 percent completion percentage.
- Ten different Bulldogs have hauled in an interception this season. Tank Kelly, Mike Bell and Juju Hughes lead the team with three while Jeff Allison has accounted for two.
- Eleven of Fresno State's picks have come from its secondary, four from its linebackers and two from the linemen.
- The 79 passes defended is tied for the third-most in the nation with Alabama. It is the most passes defended since the 1999 season when the 'Dogs also had 79.
- Tank Kelly is tied for the second-most pass break-ups in the FBS with 21, one shy of Virginia's Bryce Hall for the nation's lead.
- The 10 different players with an interception is the most for the Bulldogs since the 2002 team had 11 different players record an interception.
- Of Fresno State's 17 interceptions, four players have accounted for multiple picks (Tank Kelly - 3, Mike Bell, 3, Juju Hughes - 3, Jeff Allison - 2). The last time the Bulldogs have had at least four players record at least two INTs in a season was 2004 (Marcus McCauley - 3, James Sanders - 3, Richard Marshall, Nate Ray - 2).

Not to be underestimated

Anthoula "Tank" Kelly has been everything that his name entails throughout 2018. The senior cornerback has been a destructive force thus far providing big hits, big plays and has locked down opposing receivers. Kelly is tied for second in the FBS in passes defended with 21. With three INTs, Kelly is tied for the third-most in the MW with teammates Mike Bell (3) and Juju Hughes (3).

- Kelly recorded 13 of 21 passes defended in three games (Idaho - 5; Nevada - 4; Wyoming - 4).
- Kelly's 21 pass defended is the most by a Bulldog since Steve Wilson recorded 21 in 1995 (two interceptions, 19 breakups)
- The 5-foot-10 defensive back has three interceptions, one blocked field goal and one forced fumble on the year. The Bulldogs have scored 21 points off of the fifth-year senior's big plays.
- Kelly has recorded three firsts in his Bulldog career this season: return an interception for a touchdown, block a field goal and force a fumble.

Jeff Allison - The Mountain West Defensive Player of the Year

As one of the nation's leading tacklers a season ago with 126, middle linebacker Jeff Allison has continued 2018 where he left off. Despite missing nearly all of the UNLV game (exiting in the 1st qtr.), he is currently on pace to surpass his 2017 total as he leads Fresno State with 121 tackles - an average of 9.3 per game (despite logging zero tackles in the UNLV game that he exited). He is 42 tackles ahead the team's second-leading tackler, DE Mykal Walker 79.

- In 27 career starts, Allison has led the Bulldogs in tackles 16 times. He has collected double-digit tackles on 12 occasions.
- Allison ranks sixth in the MW in tackles per game at 9.3, good for 40th in the FBS.
- His 66 solo stops ranks second in the MW and ranks No. 23 in the FBS.
- He began the season on both the Bednarik (top defensive player) and Butkus (top linebacker) Award watch lists.

→ Allison has recorded 268 tackles in his career (247 of those coming in two seasons), four shy of tying Brad Bell for No. 10 on the Bulldogs' all-time list.

Game	Tackles	Led
Idaho	6	Yes
Minnesota	15	Yes
UCLA	6	--
Toledo	9	Yes
Nevada	17	Yes
Wyoming	13	Yes
New Mexico	10	Yes
Hawai'i	8	--
UNLV	0	--
Boise State	14	Yes
San Diego State	7	--
San Jose State	4	--
Boise State	12	Yes
TOTAL:	121	8/13

AP TOP 25

1. Alabama (61).....	13-0
2. Clemson	13-0
3. Notre Dame	12-0
4. Oklahoma	12-1
5. Ohio State	12-1
6. Georgia	11-2
7. UCF	12-0
8. Michigan	10-2
9. Washington	10-3
10. Florida	9-3
11. LSU	9-3
12. Washington State	10-2
13. Penn State	9-3
14. Texas	9-4
15. West Virginia	8-3
16. Kentucky	9-3
17. Syracuse	9-3
18. Mississippi State	8-4
19. Fresno State	11-2
20. Utah	9-4
21. Texas A&M	8-4
22. Army	9-2
23. Boise State	10-3
24. Missouri	8-4
25. Iowa State	8-4

Others receiving votes: Northwestern 109, Utah State 86, NC State 54, Cincinnati 39, Stanford 28, Appalachian State 19, UAB 4, Iowa 4, Oregon 1, Troy 1

USA TODAY COACHES POLL

1. Alabama (62).....	13-0
2. Clemson (2).....	13-0
3. Notre Dame	12-0
4. Oklahoma	12-1
5. Ohio State	12-1
6. Georgia	11-2
7. UCF	12-0
8. Michigan	10-2
9. Washington	10-3
10. Florida	9-3
11. LSU	9-3
12. Penn State	9-3
13. Washington State	10-2
14. Texas	9-4
15. Kentucky	9-3
16. West Virginia	8-3
17. Syracuse	9-3
18. Mississippi State	8-4
19. Utah	9-4
20. Texas A&M	8-4
21. Fresno State	11-2
22. Northwestern	8-5
23. Utah State	10-2
24. Boise State	10-3
25. Army	9-2

Others receiving votes: Iowa State 87, NC State 63, Cincinnati 62, Missouri 61, Appalachian State 32, Iowa 19, Stanford 9, Oregon 5, UAB 4, Buffalo 1, Georgia Southern 1

COLLEGE FOOTBALL PLAYOFF

1. Alabama	13-0
2. Clemson	13-0
3. Notre Dame	12-0
4. Oklahoma	12-1
5. Georgia	11-2
6. Ohio State	12-1
7. Michigan	10-2
8. UCF	12-0
9. Washington	10-3
10. Florida	9-3
11. LSU	9-3
12. Penn State	9-3
13. Washington State	10-2
14. Kentucky	9-3
15. Texas	9-4
16. West Virginia	8-3
17. Utah	9-4
18. Mississippi State	8-4
19. Texas A&M	8-4
20. Syracuse	9-3
21. Fresno State	11-2
22. Northwestern	8-5
23. Missouri	8-4
24. Iowa State	8-4
25. Boise State	10-3



Three and done

Part of Fresno State's strength on defense this year has been in its ability to get its opponents off of the field to keep itself fresh. The Bulldogs are averaging 4.54 three-and-outs per game which ranks as the 17th-most per game in the FBS. Fresno State is forcing a three-and-out on 36.4 percent of its opponents' possessions.

- Fresno State forced a season-high six three-and-outs in a 21-3 win over Nevada.
- The Bulldogs twice forced five three-and-outs in wins over Toledo and San Diego State.
- The 'Dogs had a season-low two three-and-outs in its Nov. 9 loss at Boise State but forced four in their win in Boise on Dec. 1.

AVERAGE NUMBER OF FORCED 3-AND-OUTS

1.	5.58	Cincinnati	67-160	41.9
2.	5.58	Utah State	67-172	38.9
3.	5.54	Alabama	72-164	43.9
4.	5.45	Southern Miss	60-136	44.1
5.	5.38	Clemson	70-170	41.2
6.	5.33	Appalachian State	64-151	42.4
7.	5.33	Temple	64-166	38.6
8.	5.33	Syracuse	64-178	35.9
9.	5.25	Miami	63-152	41.4
10.	5.17	Marshall	62-150	41.3
11.	5.00	Florida	60-151	39.7
12.	4.92	East Carolina	59-169	34.9

AVERAGE NUMBER OF FORCED 3-AND-OUTS

13.	4.67	Iowa	56-138	40.6
14.	4.67	San Diego State	56-147	38.1
15.	4.58	Texas State	55-152	36.2
16.	4.58	Auburn	55-153	35.9
17.	4.54	Fresno State	59-162	36.4
18.	4.50	Oklahoma State	54-164	32.9
19.	4.38	UAB	57-162	35.2
20.	4.33	Kentucky	52-133	39.1

Holding opponents below their averages

Fresno State has had no trouble this season keeping its opponents below their averages. Among total offense, rushing yards, passing yards and points, only twice has Fresno State allowed a team to earn a total above its season average (Boise State: rushing yards - 179 and 225).

→ The Bulldogs have held opponents to an average of 15.1 points below their season average.

Opponent	Season Average				Total vs. FS			
	Offense	Passing	Rushing	Points	Offense	Passing	Rushing	Points
Idaho	375.2	217.6	157.5	24.9	307	205	102	13
Minnesota	378.6	215.2	163.4	28.5	307	175	132	21
UCLA	392.6	237.8	154.8	24.6	270	151	119	14
Toledo	448.5	224.9	223.6	41.4	375	238	137	27
Nevada	442.9	285.3	157.6	32.3	327	195	132	3
Wyoming	330.8	131.3	199.4	20.7	221	117	104	3
New Mexico	330.4	177.3	153.2	26.6	280	132	148	7
Hawai'i	434.8	321.2	113.5	32.1	374	286	88	20
UNLV	391.2	166.8	224.3	28.8	302	105	197	3
Boise State	459.5	292.0	167.5	35.4	448	269	179	24
San Diego State	354.0	191.6	162.4	22.3	282	218	64	14
San Jose State	323.7	262.2	61.5	21.3	367	307	60	13
Boise State	459.5	292.0	167.5	35.4	350	125	225	16

Nation's Top Winning Percentages at Current Stadiums

Updated: Through 12/2/18

School	Stadium Name (Opened)	Record	Winning %
1. Alabama	Bryant-Denny Stadium (1929)	266-53-3	.831
2. Georgia Southern	Paulson Stadium (1984)	192-40	.828
3. Boise State	Albertsons Stadium (1970)	265-56	.826
4. Marshall	Joan C. Edwards Stadium (1991)	159-34	.824
5. Houston	TDECU Stadium (2014)	27-6	.818
6. Oklahoma	Gaylord Family-Oklahoma Memorial Stadium (1923)	397-86-15	.812
7. Penn State	Beaver Stadium (1960)	290-74	.797
8. Auburn	Jordan-Hare Stadium (1939)	324-83-7	.791
9. Ohio State	Ohio Stadium (1922)	443-112-20	.788
10. Tennessee	Neyland Stadium (1921)	467-131-17	.773
11. Georgia	Sanford Stadium (1929)	352-106-9	.7634
12. Fresno State	Bulldog Stadium (1980)	179-55-2	.7628
13. Michigan	Michigan Stadium (1927)	431-129-15	.7626
14. Appalachian State	Kidd Brewer Stadium (1962)	246-75-5	.7623
15. Texas	Texas Memorial Stadium (1924)	376-114-10	.7620
16. BYU	LaVell Edwards Stadium (1964)	240-77	.757
17. Florida State	Doak Campbell Stadium (1950)	298-95-4	.756
18. Nebraska	Memorial Stadium (1923)	419-132-13	.754
19. Notre Dame	Notre Dame Stadium (1930)	350-114-5***	.752
20. USC	Los Angeles Memorial Coliseum (1923)	445-139-27	.750
21. Florida	Ben Hill Griffin Stadium (1930)	335-109-13	.747
22. Clemson	Memorial Stadium (1942)	302-102-7	.743
23. UCF	Spectrum Stadium (2007)	57-20	.740
24. Miami	Hard Rock Stadium (2008)	52-19	.7324
25. Arizona State	Sun Devil Stadium (1958)	292-106-3	.7319

*These are submitted records based on those recognized by the NCAA as it relates to forfeits/vacated wins, etc.

**These records reflect the outcomes from the time the current stadium opened and do not take into account renovations/renaming/expansion, etc.

***This record includes 11 wins in Notre Dame Stadium in 2012 and 13. It will be updated once Notre Dame's appeal has been heard.



Scouting the Arizona State Sun Devils

Arizona State finished the 2018 regular season with a 7-5 overall record and a 5-4 mark in the Pac-12 finishing second in the South Division. After starting the season 3-4, the Sun Devils won four of their final five games to make a bowl game for the seventh time in the last eight seasons.

Under the direction of first-year head coach Herm Edwards, a eight-year NFL head coach and 10-year player in the league, the Sun Devils went 5-1 at home and a 2-4 on the road. ASU defeated a pair of ranked opponents in then-No. 15 ranked Michigan State, 16-13 and then-No. 16 Utah, 38-20. The Sun Devils also notched wins over UTSA and registered Pac-12 victories over Oregon State, USC, UCLA and Arizona.

Arizona State is currently fourth in the Pac-12 and 45th in the nation in total offense averaging 427.0 yards per game. The Sun Devils average 185.7 yards per game on the ground (4th/52nd) while passing for 241.3 yards per game (8th/56th). ASU averages 30.8 points per game to also rank fourth-best in the conference and is 6-0 this season when they score 31 points or more.

Senior quarterback Manny Wilkins ranks fourth in the Pac-12 and is 28th nationally with 2,896 passing yards while his 19 passing touchdowns are fifth-best in the conference. Wilkins has completed 63.0 percent of his passes (228-of-362) while the Sun Devils' five interceptions thrown as a team, four by Wilkins, are the fewest in the Pac-12 and tied for the 10th in the nation.

ASU has both a 1,000-yard rusher and 1,000-yard receiver as sophomore running back Eno Benjamin leads the Pac-12 and ranks third nationally with 1,524 yards while his 15 rushing touchdowns top the conference and are eighth in the country. Junior wide receiver N'Keal Harry is second in the Pac-12 and 20th nationally with 1,088 receiving yards to go along with ranking third in the league with 73 receptions and nine touchdowns.

With only 104 yards by Wilkins through the air, the Sun Devils will join Oklahoma, North Carolina State and Memphis in having a 3,000 yard passer, 1,000-yard rusher and 1,000-yard receiver. The Arizona State offensive line has only allowed 15 sacks in 12 games for a 1.25 average, good for second in the Pac-12 and 19th in the nation.

On the defensive side of the ball, the Sun Devils rank sixth in the Pac-12 in scoring defense at 25.1 points per game and are eighth in total defense allowing 401.8 yards per game. ASU leads the conference with a 0.75 turnover margin and has a plus-nine turnover margin nabbing 10 interceptions and recovering eight fumbles while committing only nine turnovers (five INT's & four fumbles).

True freshmen linebacker Merlin Robertson leads the team with 77 tackles, 48 solo, 8.5 tackles for loss, 5.0 sacks to go along with two quarterback hurries, an interception and fumble recovery.

2018 ARIZONA STATE GAME RESULTS

Sept. 1: W, 49-7 vs. UTSA
Sept. 8: W, 16-13 vs. No. 15 Michigan St.
Sept. 15: L, 21-28 at San Diego State
Sept. 22: L, 20-17 at No. 10 Washington
Sept. 29: W, 52-24 vs. Oregon State
Oct. 6: L, 21-28 at No. 21 Colorado
Oct. 18: L, 13-20 vs. Stanford
Oct. 27: W, 38-35 at USC
Nov. 3: W, 38-20 vs. No. 16 Utah
Nov. 10: W, 31-28 vs. UCLA
Nov. 17: L, 29-31 at Oregon
Nov. 24: W, 41-40 at Arizona

QUICK FACTS *(entering 2018)*

GENERAL INFORMATION:

Location.....Fresno, Calif.
Founded.....1911
Enrollment.....25,200
President.....Dr. Joseph I. Castro
Director of Athletics.....Terry Tumey
Senior Woman Administrator.....Carrie Coll
Colors.....Red and Blue
Nickname.....Bulldogs
Conference.....Mountain West

TEAM HISTORY:

First Year of Football.....1921
Seasons.....96
All-Time Record.....599-423-27
All-Time Home Record.....374-174-14
Away Record.....213-232-13
Neutral Record (not including bowl games).....0-2
All-Time Bowl Record.....13-15

All-Time Mountain West Games Only.....28-20
Conference Championships.....27
Last Conference Championship.....2013-Mountain West
MW Conference Championships (since 2012).....2
MW Division Titles (since 2013).....3
Bowl Appearances.....28
Last Bowl.....2017-Hawai'i Bowl

STADIUM INFORMATION:

Name.....Bulldog Stadium (40,727)
Surface.....FieldTurf
Completed.....1980 (Beginning 38th Full Season)
First Game.....Nov. 25, 1980 vs. Montana State
Record in Stadium.....173-55-2
Largest Crowd.....42,881 (5x in 2001)
Number of 40,000-plus crowds.....33
Last 40,000-plus crowd...9/13/14 vs. Nebraska (41,031)
Press Box Phone.....(559) 278-5959

TEAM INFORMATION:

2017 Overall Record.....10-4
2017 Mountain West Record (Finish).....7-1 (1st, West)
2017 Bowl.....Hawai'i Bowl
2017 Final Ranking.....AP (RV) | Coaches Poll (RV)
Starters Returning/Lost.....17/8
Offense: 8/3 | Defense: 7/4 | Special Teams: 2/1
Lettermen Returning/Lost.....43/15
Offense: 21/5 | Defense: 20/9 | Special Teams: 2/1
Base Offense.....Pro-Style
Base Defense.....4-3



MOST CONSEC. STARTS (13 GAMES +)

OL	Micah St. Andrew (Sr.)	42
LB	James Bailey (Sr.)	39
OL	Christian Cronk (Sr.)	39
LB	Jeff Allison (Jr.)	27
DB	Juju Hughes (Jr.)	27
QB	Marcus McMaryion (Sr.)	24
DB	Jaron Bryant (Jr.)	24
WR	KeeSean Johnson (Sr.)	24
DB	Mike Bell (Jr.)	22
TE	Jared Rice (Jr.)	14
DB	Mykal Walker (Jr.)	13
OL	Markus Boyer (Sr.)	13

MOST CAREER STARTS (20 GAMES +)

WR	KeeSean Johnson (Sr.)	48
WR	Jamire Jordan (Sr.)	45
OL	Micah St. Andrew (Sr.)	44
LB	James Bailey (Sr.)	42
OL	Christian Cronk (Sr.)	39
LB	Jeff Allison (Jr.)	27
DB	Juju Hughes (Jr.)	27
DB	Jaron Bryant (Jr.)	26
TE	Kyle Riddering (Sr.)	25
QB	Marcus McMaryion (Sr.)	24
LB	George Helmuth (Sr.)	23
DB	Mike Bell (Jr.)	23
DB	Tank Kelly (Sr.)	22

MOST CAREER GAMES PLAYED (30 GAMES +)

LB	James Bailey (Sr.)	51
LB	George Helmuth (Sr.)	51
WR	KeeSean Johnson (Sr.)	51
WR	Jamire Jordan (Sr.)	51
TE	Kyle Riddering (Sr.)	48
OL	Micah St. Andrew (Sr.)	48
WR	Delvon Hardaway (Sr.)	45
TE	David Tangipa (Sr.)	43
DB	Tank Kelly (Sr.)	43
LB	Jeff Allison (Jr.)	39
OL	Christian Cronk (Sr.)	39
P	Blake Cusick (Jr.)	39
DB	Juju Hughes (Jr.)	39
LB	Trent Soechting (Sr.)	39
DB	Jaron Bryant (Jr.)	38
RB	Josh Hokit (Jr.)	38
DB	Mike Bell (Jr.)	37
TE	Jared Rice (Jr.)	37
WR	Justin Allen (Sr.)	36
RB	Dejonte O'Neal (Sr.)	33

Roster breakdown

- Fresno State returns 43 lettermen and 17 starters.
- Fresno State's 109-man roster sports 53 upperclassmen and 56 underclassmen.
- The senior class is made up of 27 players.
- 86 players hail from the state of California.
- Nine states outside of California make up the hometowns of 19 players, with Texas leading the way with seven.
- Four Bulldog players call Canada home.
- Seven players entered 2018 on national watch lists.

Fresh faces

The Bulldogs entered the season as a veteran group, sporting 27 seniors. But that did not mean there was not room for newcomers to impact the team. The regular season saw 12 players receive their first career starts, while 28 saw their first action as members of the Fresno State football team.

First Game Action

1. LB Sherwin King Jr. (Fr.)
2. DL Isaiah Johnson (Fr.)
3. OL Marc-David Bien-Aime (Fr.)
4. OL Jace Fuamatu (Fr.)
5. DB Chris Brown (RFr.)
6. OL Dontae Bull (RFr.)
7. WR Chris Coleman (RFr.)
8. WR Patrick Elima-Jeune (RFr.)
9. DB Wylan Free (RFr.)
10. K Asa Fuller (RFr.)
11. DB Chris Gaston (RFr.)
12. WR Zane Pope (RFr.)
13. OL Zelan Tupuola (RFr.)
14. RB Romello Harris (So.)

15. WR Kevin Parker (So.)

16. OL Matt Smith (So.)
17. DL Leevil Tatum (So.)
18. LS Patrick Williams Jr. (So.)
19. OL Nick Abbs (Jr.)
20. LB Dorrzel Hicks (Jr.)
21. DL Ricky McCoy (Jr.)
22. OL Cody Pound (Jr.)
23. LB Messiah Tyler (Jr.)
24. TE Cam Sutton (Jr.)
25. QB Jorge Reyna (RJr.)
26. DL Mykal Walker (RJr.)
27. DB Matt Boateng (Sr.)
28. WR Michiah Quick (RSr.)

First Time Starters

1. OL Markus Boyer (Sr.) - 9/1
2. DB Wylan Free (RFr.) - 9/1
3. WR Michiah Quick (RSr.) - 9/1
4. OL Syrus Tuitele (RFr.) - 9/1
5. DE Mykal Walker (RJr.) - 9/1
6. OL Nick Abbs (Jr.) - 9/15
7. WR Justin Allen (Sr.) - 9/15
8. DE Kwami Jones (Jr.) - 10/6
9. OL Dontae Bull (RFr.) - 10/27
10. OL Quireo Woodley (RFr.) - 11/3
11. DB Matt Boateng (Sr.) - 11/17
12. DT Keiti Iakopo (Jr.) - 11/17

Team Captains

Seniors Marcus McMaryion (QB) and George Helmuth (LB) were named the Bulldogs' 2018 team captains. The duo serve as the team's permanent captains throughout the season while two other individuals are named captains on a game-by-game basis. This 2 & 2 format was instituted in year one under Jeff Tedford.

Last season, under Tedford's captain system, four juniors (now seniors) represented the Bulldogs as game-by-game picks. Those players were James Bailey (5x), KeeSean Johnson (4x), Kyle Riddering (3x) and Micah St. Andrew (1x).

Juju Hughes, Jeff Allison and Logan Hughes have been pegged first-time team captains alternates in 2018.

WEEK-BY-WEEK CAPTAINS SELECTED

Sept. 1: Micah St. Andrew/James Bailey
 Sept. 8: KeeSean Johnson/Juju Hughes
 Sept. 15: KeeSean Johnson/Jeff Allison
 Sept. 29: Kyle Riddering/James Bailey
 Oct. 6: Micah St. Andrew/Juju Hughes
 Oct. 13: KeeSean Johnson/Jeff Allison
 Oct. 20: Kyle Riddering/James Bailey
 Oct. 27: Micah St. Andrew/Juju Hughes
 Nov. 3: Logan Hughes/Jeff Allison
 Nov. 9: KeeSean Johnson/James Bailey
 Nov. 17: Micah St. Andrew/Juju Hughes
 Nov. 24: KeeSean Johnson/James Bailey
 Dec. 1: Micah St. Andrew/Jeff Allison

Impact walk-ons

Fresno State currently has four individuals making starts who began their respective careers as walk-ons at Fresno State (all four are now on scholarship).

- senior linebacker and team captain, George Helmuth
- junior defensive lineman, Jasad Haynes
- reshirt junior defensive lineman, Mykal Walker
- senior center, Micah St. Andrew



Return to roots

Did you know Jeff Tedford is one of 20 head coaches to be at the helm of his alma mater?

Head CoachAlma Mater	Head CoachAlma Mater
John Bonamego..... Central Michigan	Mike Neu..... Ball State
Troy Calhoun..... Air Force	Barry Odom..... Missouri
Paul Chryst..... Wisconsin	Mark Richt..... Miami
Pat Fitzgerald..... Northwestern	Nick Rolovich..... Hawaii
Scott Frost..... Nebraska	Scott Satterfield..... Appalachian State
Mike Gundy..... Oklahoma State	David Shaw..... Stanford
Jim Harbaugh..... Michigan	Kalani Sitake..... BYU
Bryan Harsin..... Boise State	Kirby Smart..... Georgia
Tim Lester..... Western Michigan	Jonathan Smith..... Oregon State
Matt Luke..... Ole Miss	Jeff Tedford..... Fresno State

Conference preseason predictions

The 'Dogs were predicted to finish first in the West Division of the Mountain West in the 2018 MW preseason poll after winning the West Division in 2017. It was the third time Fresno State was predicted to win their division. Both in 2013 and 2014, the Bulldog were the preseason favorite, and both time they advanced to the MW title game. In 2018, the Bulldogs once again carried out the media/coaches predictions, making them 3-for-3.

→ The three times the Bulldogs were predicted to win their division, twice they finished as Mountain West Champions.

Year	Conference	Prediction	Result
2012	Mountain West	3rd	T-1st*
2013	Mountain West	1st (West).....	1st (West)/Won MW Championship Game
2014	Mountain West	1st (West).....	1st (West)/Lost MW Championship Game
2015	Mountain West	2nd (West)	T-4th (West)
2016	Mountain West	4th (West)	6th (West)
2017	Mountain West	6th (West)	1st (West)/Lost MW Championship Game
2018	Mountain West	1st (West).....	1st (West)/Won MW Championship Game

* 2012 was the last season there was not a championship game and no divisional format

Bulldogs in the NFL

Former Bulldog	NFL Team	Position	NFL EXP.
Davante Adams (2012-13)	Green Bay Packers	WR	4
Adams has started all 12 games this season and has totaled 85 receptions, 1,115 receiving yards and 11 touchdowns for the Green Bay Packers (4-7-1). Adams', who was a part of the 2012 and 2013 Mountain West championship teams, has registred a career-high in receptions and yards and is one touchdown shy of matching his career best of 12 touchdowns in 2016.			
Derek Carr (2009-13)	Oakland Raiders	QB	4
Carr has started all 12 games for the Oakland Raiders (2-10) completing 292-of-422 (69.2 percent) for 3,112 passing yards and 16 touchdowns while only throwing eight interceptions.			
Tyler Davison (2011-14)	New Orleans Saints	DT	3
Davison has played in 10 games for the New Orleans Saints (10-2) making eight starts making 19 tackles, 4 solo, 2 QB hits, 1.0 TFL, 1.0 sack, 1 forced fumble and 1 pass defended.			
Ben Jacobs (2007-10)	Carolina Panthers	LB	6
Jacobs has played in 12 games for the Carolina Panthers (6-6) making five tackles, two solo and has added one quarterback hit.			
Curtis Riley (2013-14)	New York Giants	FS	2
Riley has started all 12 games for the New York Giants (4-8) ranking third on the team with 59 tackles and 47 solo stops to go along with four passes defended, two interceptions, and one quarterback hit.			
*Da'Mari Scott (2013-17)	Cleveland Browns	WR	R
Scott was recently waived by the Cleveland Browns (4-7-1) on Dec. 1 after being elevated to the roster on Oct. 16, but did not appear in a game.			
Charles Washington (2011-15)	Detroit Lions	DB	1
Washington has played in 12 games for the Detroit Lions (4-8) this season making six tackles with five being solo stops.			
*Cody Wichmann (2010-14)	Dallas Cowboys	G	3
Kenny Wiggins (2007-10)	Detroit Lions	G-T	4
Wiggins has played in 12 games for the Detroit Lions (4-8) this season making six starts at right guard, including the last four games.			
* practice squad member			

THE MOUNTAIN WEST

MW Players of the Week-History

MOUNTAIN WEST OFFENSIVE

PLAYERS OF THE WEEK

2018	Marcus McMaryion, QB	Oct. 1
	Marcus McMaryion, QB	Sept. 17
2017	Marcus McMaryion, QB	Nov. 25
2013	Derek Carr, QB	Nov. 25
	Derek Carr, QB	Nov. 4
	Davante Adams, WR	Oct. 21
	Davante Adams, WR	Oct. 7
	Derek Carr, QB	Sept. 3
2012	Derek Carr, QB	Nov. 26
	Robbie Rouse, RB	Nov. 12
	Derek Carr, QB	Oct. 29
	Derek Carr, QB	Oct. 1
	Robbie Rouse, RB	Sept. 17

MOUNTAIN WEST DEFENSIVE

PLAYERS OF THE WEEK

2018	Mykal Walker, DE	Oct. 1
2017	George Helmuth, LB	Nov. 18
	Jeff Allison, LB	Nov. 4
	Jeff Allison, LB	Oct. 21
	Juju Hughes, DB	Oct. 7
2014	Kyrie Wilson, ILB	Nov. 8
2013	Ejiro Ederaine, OLB	Oct. 28
2012	Travis Brown, ILB	Nov. 12
	Phillip Thomas, SS	Oct. 8
	Andy Jennings, DE	Oct. 1
	Phillip Thomas, SS	Sept. 17

MOUNTAIN WEST SPECIAL TEAMS

PLAYERS OF THE WEEK

2018	Jaron Bryant, DB	Sept. 3
2013	Marcel Jensen, TE	Oct. 28
	Isaiah Burse, PR	Sept. 9
	Colin McGuire, PK	Sept. 3
2012	Andrew Shapiro, FS	Sept. 17
	Quentin Breshears, PK	Sept. 10



PRESEASON MOUNTAIN WEST FOOTBALL ALL-CONFERENCE AND AWARDS



Much different from a year ago, the Fresno State football team was picked to win the West Division by the media, announced by the Mountain West on July 24 prior to the 2018 media summit getting underway at the Cosmopolitan of Las Vegas.

Fresno State turned the 2017 predicted order of finish upside down after being picked to finish last with a 10-4 run and a West Division crown guided by then-first year head coach Jeff Tedford. Now, the Bulldogs will make its run for a second-straight appearance in the MW Championship game as the favorite in Tedford's sophomore season.

This is the third time in six seasons (2013, 2014 and 2018) the Bulldogs have been the favorite to win the West since the inception of the divisional format instituted by the league to start the 2013 season. In the previous two occasions the Bulldogs were picked the win the West in the league's preseason poll, Fresno State carried out that forecast each time.

In addition to the predicted order of finish, the 2018 All-Mountain West Preseason Football Team was announced. This year's team included two Fresno State selections in senior wide receiver KeeSean Johnson and junior linebacker Jeff Allison. Johnson was a 2017 second-team All-MW pick while Allison was the Bulldogs' sole first-team selection a season ago.

2018 PREDICTED ORDER OF FINISH

Mountain Division

Rank	Team (first-place votes)	Points
1.	Boise State (22)	132
2.	Wyoming	95
3.	Colorado State	82
4.	Utah State	78
5.	Air Force	52
6.	New Mexico	23

2018 PREDICTED ORDER OF FINISH

West Division

Rank	Team (first-place votes)	Points
1.	Fresno State (16)	126
2.	San Diego State (6)	116
3.	UNLV	78
4.	Nevada	72
5.	Hawai'i	45
6.	San José State	25

2018 ALL-MOUNTAIN WEST PRESEASON AWARDS

Offensive Player of the Year: Brett Rypien, Sr., QB, Boise State

Defensive Player of the Year: Andrew Wingard, Sr., DB, Wyoming

Special Teams Player of the Year: Avery Williams, So., KR/PR, Boise State

2018 ALL-MOUNTAIN WEST PRESEASON FOOTBALL TEAM

OFFENSE

QB: Brett Rypien**, Sr., Boise State

WR: KeeSean Johnson, Sr., Fresno State**

WR: McLane Mannix, So., Nevada

RB: Alexander Mattison, Jr., Boise State

RB: Lexington Thomas*, Sr., UNLV

OL: Ezra Cleveland, So., Boise State

OL: John Molchon, Jr., Boise State

OL: Aaron Jenkins, Sr., New Mexico

OL: Keith Ismael**, So., San Diego State

OL: Tyler Roemer**, So., San Diego State

TE: Dax Raymond, Jr., Utah State

* - member of the 2017 All-Mountain West first team

** - member of the 2017 All-Mountain West second team

2018 ALL-MOUNTAIN WEST PRESEASON FOOTBALL TEAM

DEFENSE

DL: David Moa**, Sr., Boise State

DL: Curtis Weaver*, So., Boise State

DL: Youhanna Ghaifan*, Jr., Wyoming

DL: Carl Granderson*, Sr., Wyoming

LB: Jeff Allison*, Jr., Fresno State

LB: Jahlani Tavai**, Sr., Hawai'i

LB: Malik Reed, Sr., Nevada

DB: Tyler Horton*, Sr., Boise State

DB: Dameon Baber**, Sr., Nevada

DB: Tariq Thompson**, So., San Diego State

DB: Andrew Wingard*, Sr., Wyoming

Specialists

P: Ryan Stonehouse, So., Colorado State

PK: Dominik Eberle*, Jr., Utah State

KR/PR: Avery Williams**, So., Boise State



POSTSEASON MOUNTAIN WEST FOOTBALL ALL-CONFERENCE AND AWARDS



Fresno State junior linebacker Jeff Allison was named the 2018 Mountain West Defensive Player of the Year, the conference announced Nov. 28. In addition to the defensive player of the year award, Fresno State tallied four first-team, six second-team and four honorable mention All-Mountain West selections.

The four Bulldogs named to the All-MW first-team were senior offensive lineman Christian Cronk, senior defensive back Anthoula Kelly, junior defensive end Mykal Walker, as well as Allison.

The six All-MW second-team selections were junior defensive back Mike Bell, junior punter Blake Cusick, junior defensive back Juju Hughes, senior wide

receiver KeeSean Johnson, junior tight end Jared Rice and senior offensive lineman Micah St. Andrew.

Fresno State tabbed additional honors with junior defensive back Jaron Bryant, junior defensive lineman Jasad Haynes, senior linebacker George Helmuth and senior quarterback Marcus McMaryion all being named All-MW honorable mention.

The 2018 All-Mountain West teams were voted upon by the league's 12 head coaches and media members covering the league institutions.

2018 ORDER OF FINISH

Mountain Division

Rank	Team	MW Record
1.	Boise State	7-1
2.	Utah State	7-1
3.	Wyoming	4-4
4.	Air Force	3-5
5.	Colorado State	2-6
6.	New Mexico	1-7

2018 ORDER OF FINISH

West Division

Rank	Team	MW Record
1.	Fresno State	7-1
2.	Hawai'i	5-3
3.	Nevada	5-3
4.	San Diego State	4-4
5.	UNLV	2-6
6.	San José State	1-7

2018 ALL-MOUNTAIN WEST POSTSEASON AWARDS

Offensive Player of the Year: Brett Rypien, Sr., QB, Boise State

Defensive Player of the Year: Jeff Allison, Jr., LB, Fresno State

Special Teams Player of the Year: Cooper Rothe, Jr., PK, Wyoming

Coach of the Year: Matt Wells, Utah State

2018 ALL-MW FIRST-TEAM

OFFENSE

QB: Brett Rypien**, Sr., Boise State
WR: Preston Williams, Jr., Colorado State
WR: John Ursua, Jr., Hawai'i
RB: Alexander Mattison, Jr., Boise State
RB: Nico Evans, Sr., Wyoming
TE: Josh Oliver, Sr., San José State
OL: Ezra Cleveland, So., Boise State
OL: John Molchon, Jr., Boise State
OL: Christian Cronk, Sr., Fresno State
OL: Keith Ismael, So., San Diego State
OL: Quin Ficklin, Sr., Utah State
PK: Cooper Rothe, Jr., Wyoming
PR/KR: Savon Scarver, So., Utah State

DEFENSE

DL: Jabril Frazier, Sr., Boise State
DL: Curtis Weaver*, So., Boise State
DL: Mykal Walker, Jr., Fresno State
DL: Korey Rush, Sr., Nevada
LB: Jeff Allison*, Jr., Fresno State
LB: Malik Reed*, Sr., Nevada
LB: Kyahva Tezino, Jr., San Diego State
DB: Tyler Horton*, Sr., Boise State
DB: Tank Kelly, Sr., Fresno State
DB: Dakari Monroe, Sr., San José State
DB: Andrew Wingard**, Sr., Wyoming
P: Ryan Stonehouse, So., Colorado State

*Two-Time First-Team Selection
**Three-Time First-Team Selection

2018 ALL-MW SECOND-TEAM

OFFENSE

QB: Jordan Love, So., Utah State
WR: Sean Modster, Sr., Boise State
WR: KeeSean Johnson*, Sr., Fresno State
RB: Lexington Thomas, Sr., UNLV
RB: Darwin Thompson, Jr., Utah State
TE: Jared Rice, Jr., Fresno State
OL: Griffin Landrum, Sr., Air Force
OL: Micah St. Andrew, Sr., Fresno State
OL: Aaron Jenkins, Sr., New Mexico
OL: Ryan Pope, Sr., San Diego State
OL: Roman Andrus, Sr., Utah State
PK: John Baron II, Sr., San Diego State
PR/KR: Marcus Hayes, Fr., New Mexico

DEFENSE

DL: Jordan Jackson, So., Air Force
DL: Kaimana Padello, Jr., Hawai'i
DL: Bryson Bridges, Sr., San José State
DL: Carl Granderson, Sr., Wyoming
LB: Josh Watson, Sr., Colorado State
LB: Tipa Galeai, Jr., Utah State
LB: David Woodward, So., Utah State
DB: Mike Bell, Jr., Fresno State
DB: Juju Hughes, Jr., Fresno State
DB: Tariq Thompson*, So., San Diego State
DB: Jontrell Rocquemore, Sr., Utah State
P: Blake Cusick, Jr., Fresno State

*Repeat Second-Team Selection

2018 MW HONORABLE MENTION

Air Force: Jeremy Fejedelem, Jr., DB.
Boise State: Durrant Miles, Sr., DL; Kekoa Nawahine, Jr., DB; Avery Williams, So, RS/DB.
Colorado State: None
Fresno State: Jaron Bryant, Jr., DB; Jasad Haynes, Jr, DL; George Helmuth, Sr., LB; Marcus McMaryion, Sr., QB.
Hawai'i: Zeno Choi, Sr., DL; Rojesterman Farris II, Jr.; DB; Cole McDonald, So., QB; Jahlan Tava, Sr., LB; Solo Vaipulu, Fr., OL.
Nevada: Dameon Baber, Sr., DB; Daniel Brown, Jr., DB; Quinton Conaway, Jr., P; Sean Krepsz, Sr., OL; McLane Mannix, So., WR; Jake Nelson, Jr., OL Asauni Rufus, Sr., DB.
New Mexico: Aaron Blackwell, Jr., DL; Tyson Dyer, So., P; Marcus Hayes, Fr., DB.
San Diego State: Parker Baldwin, Sr., DB; Noble Hall, Sr., DL; Brandon Heicklen, Jr., P; Kahale Warring, Jr., TE; Juwan Washington, Jr., RB.
San José State: Ethan Aguayo, Jr., LB; Thai Cottrell, Sr., RS; Bryce Crawford, Sr., P; Boogie Roberts, Sr., DL.
UNLV: Nathan Jacobson, Sr., OL; Roger Mann, Sr., DL; Justin Polu, Jr., OL.
Utah State: Adewale Adeoye, Sr., DL; Rob Castaneda, Sr., OL; Dominik Eberle, Jr., PK; Gaje Ferguson, Sr., DB; Fua Leilua, Jr., DL; Dax Raymond, Jr., TE; Christopher Unga, Jr., DL; DJ Williams, Jr., DB. Ron'Quavion Tarver, Sr., WR; Sean Taylor, Sr., OL.
Wyoming: Tyler Hall, Jr., DB; Logan Wilson, Jr., LB.



JEFF TEDFORD

HEAD COACH

2ND SEASON | FRESNO STATE (1992)

Jeff Tedford, 56, was named the 19th head football coach in Fresno State history on Nov. 10, 2016. He enters his second season after engineering one of the greatest turnarounds in FBS history in his first year back in the Valley.

With a 10-4 record in his first season, Fresno State became the second team in FBS history to turn a double-digit loss season (2016) into a double-digit win season (2017) the following year. The season included an appearance in the nation's top 25, clinching the Mountain West's West Division crown and leading the 'Dogs to their first appearance in the MW Championship Game since 2014. He also guided the 'Dogs to the program's first bowl victory since 2007 with their win at the Hawai'i Bowl.

Great success brought great notoriety as Tedford was named the 2017 Mountain West Coach of the Year, was a semifinalist for the George Munger College Coach of the Year Award presented by the Maxwell Football Club, a finalist for the Eddie Robinson Coach of the Year Award presented on behalf of the Football Writers Association of America in conjunction with the Allstate Sugar Bowl, and the AFCA Region-5 Coach of the Year.

While Tedford was honored as the league's coach of the year, the team had 16 student-athletes recognized with MW postseason honors - the most for the Bulldogs in a single-season since joining the conference in 2012. In the classroom, the 'Dogs also set a team-best number since joining the conference as they had 24 named to the Fall Academic All-Mountain West team.

Tedford, a former Bulldog quarterback and Fresno State assistant coach, returned to the Valley after holding the position of offensive consultant for the Washington Huskies - a 2016 College Football Playoff team.

Tedford assumed the role of acting head coach on Nov. 27, following the conclusion of the 2016 season as interim head coach Eric Kiesau carried out his duties for the remaining two games following Tedford's introduction.

Tedford, who is a proven winner on the West Coast, came to the Valley with 11 years of head coaching experience at the Division I level - having led the California Golden Bears to 82 wins from 2002-2012. He left as the school's all-time winningest coach.

Tedford's ties to the Valley and Fresno State run deep. He played quarterback at Fresno State in 1981-82 under Jim Sweeney and coached at Fresno State under Sweeney from 1987-88 and 1992-96, and under a then-first-year head coach Pat Hill in 1997.

Tedford's coaching career started at Fresno State, volunteering as an assistant for the 1987-88 seasons. From there he picked up his first full-time position as an assistant for the Calgary Stampeders of the Canadian Football League - a familiar league in which he played quarterback for six seasons after his collegiate career at Fresno State.

He returned to Fresno State in 1992 as the quarterbacks coach and served as the offensive coordinator for the Bulldogs over the ensuing five seasons.

Tedford held the same position at Oregon (1998-2001) before he became the head coach at Cal. He was named the Pac-10 Coach of the Year twice, leading the Golden Bears to a school record seven consecutive bowl games and to a conference title in 2006.

Following Tedford's stint at Cal, he moved on to the NFL in 2014 as the Tampa Bay Buccaneers' offensive coordinator. The stop did not last long due to health issues during the preseason that evolved into an indefinite leave of absence, which resulted in the two sides mutually agreeing to part ways.

Tedford made his return to the CFL in 2015 as he was named the head coach of the B.C. Lions. At the conclusion of the season, Tedford elected to exercise an option in his contract to resign and pursue opportunities in college football.

Tedford made his return to college football as an offensive consultant for the Washington Huskies under head coach Chris Peterson in 2016. A relationship rekindled after their time together as assistants at Oregon under then-coach Mike Belotti. Washington's staff also included associate head coach Bob Gregory, who served as Tedford's defensive coordinator at Cal for eight seasons.

Tedford graduated from Warren High School in Downey, California and attended Cerritos Junior College for two seasons before becoming the Bulldogs' quarterback in 1981.

He and his wife Donna have two children, Taylor and Quinn.



COACHING EXPERIENCE

Fresno State (2016-Pres.)

- Head Coach

Washington (2016)

- Offensive Consultant

B.C. Lions-CFL (2015)

- Head Coach

Tampa Bay Bucs-NFL (2014)

- Offensive Coordinator

California (2002-12)

- Head Coach

Oregon (1998-01)

- Offensive Coordinator

Fresno State (1992-97)

- Offensive Coordinator/
Assistant Coach (QBs)

Calgary-CFL (1989-91)

- Offensive Assistant

Fresno State (1987-88)

- Volunteer Assistant Coach

Fresno State Assistant Coaches

Offense



Kalen DeBoer
Offensive Coordinator
2nd Season at FS



Jamie Christian
Running Backs/
Special Teams Coordinator/
2nd Season at FS



Lucus Gingod
Asst. ST/RBs
3rd Season at FS



Ryan Grubb
Offensive Line/
Run Game Coordinator/
2nd Season at FS



Kirby Moore
Wide Receivers
2nd Season at FS



Scott Thompson
Tight Ends
2nd Season at FS



Dylan Chmura
Graduate Assistant
2nd Season at FS



D.J. Harper
Graduate Assistant
2nd Season at FS

Defense



Bert Watts
Defensive Coordinator
2nd Season at FS



Jamar Cain
Defensive Line
2nd Season at FS



Kenwick Thompson
Linebackers
1st Season at FS




J.D. Williams
Defensive Backs
2nd Season at FS



Matt Lea
Graduate Assistant
2nd Season at FS



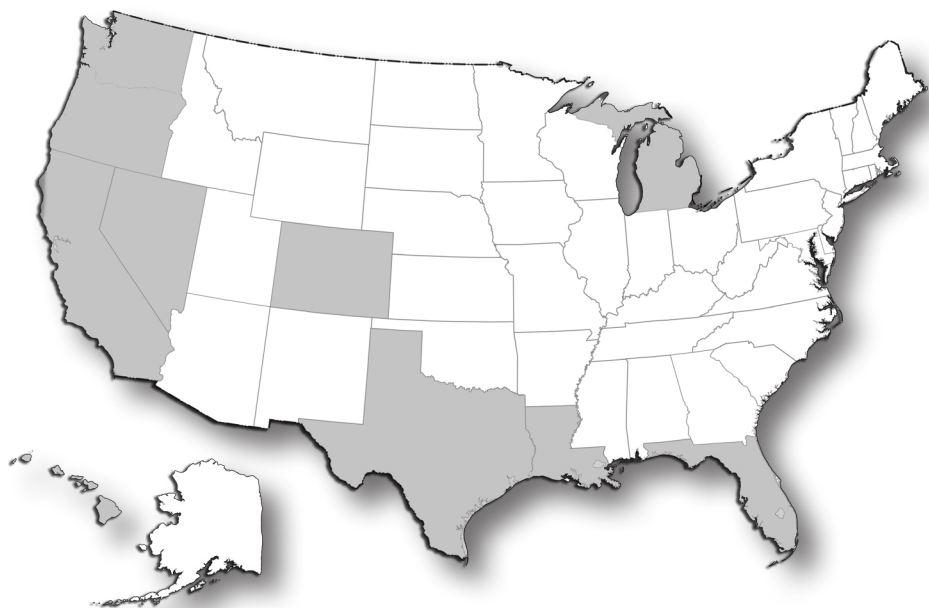
C.J. McGorisk
Graduate Assistant
2nd Season at FS



Brad Vonnahme
Analyst
3rd Season at FS



GEOGRAPHICAL ROSTER

**CALIFORNIA (86)**

<u>Bakersfield:</u>	<u>Chris Coleman</u>
<u>Bellflower:</u>	<u>Jace Fuamatu</u>
<u>Brentwood:</u>	<u>Ronnie Rivers</u>
<u>Buena Park:</u>	<u>Andrew Wright</u>
<u>Canoga Park:</u>	<u>Deonte Perry</u>
<u>Carson:</u>	<u>Zelan Tupuola</u>
<u>Chico:</u>	<u>Syrus Tuitele</u>
<u>Clovis:</u>	<u>Josh Hokit</u>
<u>Compton:</u>	<u>Wylan Free</u>
<u>Concord:</u>	<u>Alex Cruz</u>
<u>Corona:</u>	<u>Erik Brooks</u>
	<u>Richard Cage</u>
<u>Dinuba:</u>	<u>Marcus McMaryion</u>
<u>Downey:</u>	<u>Leonard Payne</u>
	<u>Jorge Reyna</u>
<u>Durham:</u>	<u>Cody Pound</u>
<u>East Palo Alto:</u>	<u>KeeSean Johnson</u>
	<u>Jordan Mims</u>
<u>Fountain Valley:</u>	<u>Asa Fuller</u>
<u>Fresno:</u>	<u>Ricardo Arias</u>
	<u>Frank Dalena</u>
	<u>Jasad Haynes</u>
	<u>George Helmuth</u>
	<u>Kevin Jeanniton</u>
	<u>Sherwin King Jr.</u>
	<u>Ricky McCoy</u>
	<u>Ka'Lonn Milton</u>
	<u>Dejonte O'Neal</u>
	<u>Michiah Quick</u>
	<u>Kyle Riddering</u>
	<u>David Tate Jr.</u>
	<u>Leevel Tatum III</u>
	<u>Khai Williams</u>
<u>Glendora:</u>	<u>Steven Comstock</u>
<u>Hanford:</u>	<u>Joseph Bonner IV</u>
	<u>Juju Hughes</u>
	<u>Emeka Ndoh</u>
<u>Huntington Beach:</u>	<u>Markus Boyer</u>
<u>Inglewood:</u>	<u>Patrick Elima-Jeune</u>

<u>Irvine:</u>	<u>Rian Fields</u>
<u>La Puente:</u>	<u>Chris Gaston</u>
<u>La Quinta:</u>	<u>Kenny Gagnon</u>
<u>Lancaster:</u>	<u>Jamire Jordan</u>
<u>Livermore:</u>	<u>Carson King</u>
<u>Long Beach:</u>	<u>Matt Smith</u>
<u>Los Angeles:</u>	<u>Justin Allen</u>
	<u>Delvon Hardaway</u>
<u>Modesto:</u>	<u>Chris Brown</u>
	<u>Isaiah Johnson</u>
	<u>Jared Rice</u>
	<u>Justin Rice</u>
<u>Monrovia:</u>	<u>Blake Cusick</u>
<u>Moorpark:</u>	<u>Zane Pope</u>
<u>Moreno Valley:</u>	<u>Mike Bell</u>
	<u>Cam Sutton</u>
<u>Murrieta:</u>	<u>Kevin Atkins</u>
	<u>Mateo Thompson</u>
	<u>Messiah Tyler</u>
	<u>Quireo Woodley</u>
<u>Oakdale:</u>	<u>Matt Kjeldgaard</u>
<u>Oakland:</u>	<u>Kesomi Mafi</u>
	<u>Maamaloa Mafi</u>
	<u>Kevin Parker</u>
<u>Oceanside:</u>	<u>Christian Cronk</u>
<u>Ontario:</u>	<u>Matt Lawson</u>
<u>Perris:</u>	<u>Shawn Dourseau</u>
<u>Petaluma:</u>	<u>Chantz Russell</u>
<u>Pleasanton:</u>	<u>Ben Wooldridge</u>
<u>Redlands:</u>	<u>Anthony Grayson Jr.</u>
<u>Rialto:</u>	<u>Micah St. Andrew</u>
<u>Roseville:</u>	<u>Namani Parker</u>
<u>Sacramento:</u>	<u>Nick Aibuedefe</u>
	<u>Austin Alexander</u>
	<u>Dorzel Hicks</u>
	<u>David Tangipa</u>
<u>San Mateo:</u>	<u>Kwami Jones</u>
<u>Santa Ana:</u>	<u>Keiti Iakopo</u>
<u>Santa Cruz:</u>	<u>Hunter Raquet</u>
<u>Sanger:</u>	<u>Arron Mosby</u>

<u>Stockton:</u>	<u>Derriion Grim</u>
<u>Tulare:</u>	<u>Emoryie Edwards</u>
	<u>Romello Harris</u>
<u>Vacaville:</u>	<u>Mykal Walker</u>
	<u>Patrick Williams Jr.</u>
<u>Visalia:</u>	<u>Jared Torres</u>

COLORADO (1)

<u>Canon City:</u>	<u>Gunner Javernick</u>
--------------------	-------------------------

FLORIDA (3)

<u>Bradenton:</u>	<u>Jacob Westberry</u>
<u>Miami:</u>	<u>Jeff Allison</u>
<u>North Miami Beach:</u>	<u>Patrick Belony</u>

HAWAII (2)

<u>Honolulu:</u>	<u>Tainoa Foster</u>
<u>Wahiawa:</u>	<u>Netane Muti</u>

LOUISIANA (1)

<u>New Orleans:</u>	<u>Damien DeGruy</u>
---------------------	----------------------

MICHIGAN (2)

<u>East Pointe:</u>	<u>Tyrone Sampson Jr.</u>
<u>Livonia:</u>	<u>Shane Ciucci</u>

NEVADA (1)

<u>Las Vegas:</u>	<u>Logan Hughes</u>
-------------------	---------------------

OREGON (1)

<u>Portland:</u>	<u>Nick Abbs</u>
------------------	------------------

TEXAS (7)

<u>Austin:</u>	<u>James Bailey</u>
<u>Fort Worth:</u>	<u>Jaron Bryant</u>
<u>Galena Park:</u>	<u>Tank Kelly</u>
<u>Houston:</u>	<u>Sherman Coleman Jr.</u>
	<u>Bryson Ogelsby</u>
<u>Katy:</u>	<u>Trent Soechting</u>
<u>Pearland:</u>	<u>Saevion Johnson</u>

WASHINGTON (1)

<u>East Wenatchee:</u>	<u>Brian Burt</u>
------------------------	-------------------

CANADA (4)

<u>Toronto (Ontario):</u>	<u>Matt Boateng</u>
<u>Montreal (Quebec):</u>	<u>Marc-David Bien-Aime</u>
	<u>Alex Dumias</u>
<u>Victoria (B.C.):</u>	<u>Dontae Bull</u>



ALPHABETICAL ROSTER

77	Nick Abbs	OL
79	Nick Aibuedefe	OL
25	Austin Alexander	TE
13	Justin Allen	WR
9	Jeff Allison	LB
81	Ricardo Arias	WR
90	Kevin Atkins	DT
7	James Bailey	LB
4	Mike Bell	DB
94	Patrick Belony	DT
71	Marc-David Bien-Aime	OL
26	Matt Boateng	DB
56	Joseph Bonner IV	OL
51	Markus Boyer	OL
85	Erik Brooks	WR
35	Chris Brown	DB
14	Jaron Bryant	DB
72	Dontae Bull	OL
26	Brian Burt	WR
42	Richard Cage	LB
97	Shane Ciucci	K
8	Chris Coleman	WR
25	Sherman Coleman Jr.	DB
17	Steven Comstock	QB
58	Christian Cronk	OL
51	Alex Cruz	DE
47	Blake Cusick	P
19	Frank Dalena	WR
1	Damien DeGruy	DE
10	Shawn Dourseau	DB
43	Alex Dumais	DL
4	Emoryie Edwards	WR
5	Patrick Elima-Jeune	WR
16	Rian Fields	LB
50	Tainoa Foster	LB
8	Wylan Free	DB
74	Jace Fuamatu	OL
37	Asa Fuller	K
28	Kenny Gagnon	DB
2	Chris Gaston	DB
84	Anthony Grayson Jr.	WR
7	Derrion Grim	WR
82	Delvon Hardaway	WR
32	Romello Harris	RB
93	Jasad Haynes	DT
34	George Helmuth	LB
41	Dorzel Hicks	LB
33	Josh Hokit	RB
23	Juju Hughes	DB
62	Logan Hughes	OL
98	Keiti Iakopo	DT
80	Gunner Javernick	TE
96	Kevin Jeanniton	DE
18	Isaiah Johnson	DL
3	KeeSean Johnson	WR
24	Saevion Johnson	RB
33	Kwami Jones	DE
1	Jamire Jordan	WR

NUMERICAL ROSTER

No.	Name	Pos.	Ht.	Wt.	Cl.	Exp.	Hometown (High School/Previous School)
1	Damien DeGruy	DE	6-3	246	So.	2nd	New Orleans, La. (McDonogh 35)
1	Jamire Jordan	WR	5-11	170	Sr.	5th	Lancaster, Calif. (Highland)
2	Chris Gaston	DB	6-1	181	RFr.	2nd	La Puente, Calif. (Bishop Amat)
2	Michiah Quick	WR	5-11	180	RSr.	5th	Fresno, Calif. (Central East/Oklahoma)
3	KeeSean Johnson	WR	6-2	199	Sr.	5th	East Palo Alto, Calif. (Palo Alto)
3	Mykal Walker	DE	6-3	220	RJr.	4th	Vacaville, Calif. (Vacaville/Azusa Pacific)
4	Mike Bell	DB	6-3	203	Jr.	4th	Moreno Valley, Calif. (Citrus Hill)
4	Emoryie Edwards	WR	5-11	187	Fr.	1st	Tulare, Calif. (Tulare Union)
5	Patrick Elima-Jeune	WR	6-0	190	RFr.	2nd	Inglewood, Calif. (Morningside)
5	Emeka Ndoh	DE	6-0	250	Sr.	4th	Hanford, Calif. (Immanuel/De Anza College)
6	Tank Kelly	DB	5-10	183	Sr.	5th	Galena Park, Texas (Galena Park)
6	Marcus McMaryion	QB	6-2	203	Sr.	5th	Dinuba, Calif. (Dinuba/Oregon State)
6	Ben Wooldridge	QB	6-2	205	Fr.	1st	Pleasanton, Calif. (Foothill)
7	James Bailey	LB	6-1	225	Sr.	4th	Austin, Texas (Lake Travis)
7	Derrion Grim	WR	6-1	194	Jr.	3rd	Stockton, Calif. (McNair/Nebraska/Delta JC)
8	Chris Coleman	WR	5-11	183	RFr.	2nd	Bakersfield, Calif. (Garces Memorial)
8	Wylan Free	DB	6-2	178	RFr.	2nd	Compton, Calif. (Lynwood)
9	Jeff Allison	LB	6-0	235	Jr.	3rd	Miami, Fla. (Langston Hughes [Ga.])
10	Shawn Dourseau	DB	5-10	170	Fr.	1st	Perris, Calif. (Citrus Hill)
10	Jorge Reyna	QB	6-0	215	RJr.	4th	Downey, Calif. (Pasadena/West LA College)
11	Sherwin King Jr.	LB	5-11	227	Fr.	1st	Fresno, Calif. (Sunnyside)
11	Dejonte O'Neal	RB	5-7	175	Sr.	4th	Fresno, Calif. (Bullard)
13	Justin Allen	WR	5-11	192	Sr.	5th	Los Angeles, Calif. (Mater Dei)
13	Kesomi Mafi	LB	5-11	228	Sr.	5th	Oakland, Calif. (Oakland/Laney College)
14	Jaron Bryant	DB	6-1	176	Jr.	3rd	Fort Worth, Texas (Duncanville)
15	Aaron Mosby	DB	6-4	218	So.	2nd	Sanger, Calif. (Sanger)
16	Rian Fields	LB	6-5	185	Fr.	1st	Irvine, Calif. (Irvine)
16	Jared Rice	TE	6-5	230	Jr.	4th	Modesto, Calif. (Central Catholic)
17	Steven Comstock	QB	6-0	195	Fr.	1st	Glendora, Calif. (Northview)
17	Deonte Perry	DB	6-0	183	So.	3rd	Canoga Park, Calif. (Canoga Park)
18	Isaiah Johnson	DL	6-3	228	Fr.	1st	Modesto, Calif. (Downey)
18	Hunter Raquet	QB	6-3	200	So.	2nd	Santa Cruz, Calif. (San Benito/Monterey Peninsula College)
19	Frank Dalena	WR	5-8	154	Jr.	4th	Fresno, Calif. (San Joaquin Memorial)
20	Kilifi Leaeatoa	LB	6-2	219	Fr.	1st	Menlo Park, Calif. (Menlo-Atherton)
20	Ronnie Rivers	RB	5-8	175	So.	2nd	Brentwood, Calif. (Freedom)
22	Jordan Sims	RB	5-11	192	So.	2nd	East Palo Alto, Calif. (Menlo-Atherton)
22	Trent Soechting	LB	6-3	225	Sr.	5th	Katy, Texas (Cinco Ranch/Blinn College)
23	Juju Hughes	DB	5-11	182	Jr.	3rd	Hanford, Calif. (Hanford)
23	Kevin Parker	WR	5-6	150	So.	3rd	Oakland, Calif. (Skyline)
24	Saevion Johnson	RB	6-0	200	So.	3rd	Pearland, Texas (Pearland Dawson)
25	Austin Alexander	TE	6-5	228	Fr.	1st	Sacramento, Calif. (Capital Christian)
25	Sherman Coleman Jr.	DB	5-9	170	Sr.	5th	Houston, Texas (Westside/Cisco College)
26	Matt Boateng	DB	6-0	175	Sr.	5th	Toronto, Canada (IMG Academy/Kansas/Arizona Western College)
26	Brian Burt	WR	5-11	194	Sr.	4th	East Wenatchee, Wash. (Eastmont/Ventura College)
27	Ka'Lonn Milton	DB	6-0	185	Jr.	4th	Fresno, Calif. (Buchanan/Fresno City College)
27	Zane Pope	WR	6-2	191	RFr.	2nd	Moorpark, Calif. (Moorpark)
28	Kenny Gagnon	DB	5-11	185	So.	3rd	La Quinta, Calif. (Desert Christian Academy)
28	Bryson Oglesby	DB	5-11	195	Jr.	4th	Houston, Texas (Fort Bend Austin)
29	Justin Rice	LB	6-2	225	Jr.	3rd	Modesto, Calif. (Central Catholic)
30	Messiah Tyler	LB	5-8	225	Jr.	4th	Murrieta, Calif. (Vista Murrieta/University of La Verne)
30	Khai Williams	RB	5-10	209	Jr.	4th	Fresno, Calif. (Edison/Fresno City College)
31	Andrew Wright	DE	6-2	237	So.	3rd	Buena Park, Calif. (Buena Park)
32	Romello Harris	RB	5-11	188	So.	3rd	Tulare, Calif. (Tulare Union/Washington State)
33	Josh Hokit	RB	6-1	220	Jr.	3rd	Clovis, Calif. (Clovis)
33	Kwami Jones	DE	6-2	250	Jr.	3rd	San Mateo, Calif. (Serra/College of San Mateo)
34	George Helmuth	LB	6-1	225	Sr.	5th	Fresno, Calif. (Clovis North)
35	Chris Brown	DB	5-11	188	RFr.	2nd	Modesto, Calif. (Modesto Christian)
36	Cam Sutton	TE	6-6	222	Jr.	3rd	Moreno Valley, Calif. (Norco/Riverside City College)
37	Asa Fuller	K	6-2	227	RFr.	2nd	Fountain Valley, Calif. (Servite)
38	Maamaloa Mafi	DB	5-11	193	Sr.	4th	Oakland, Calif. (Oakland/Laney College)
39	Mateo Thompson	K	5-7	155	Jr.	3rd	Murrieta, Calif. (Murrieta Mesa/Saddleback JC)
41	Dorzel Hicks	LB	5-10	221	Jr.	3rd	Sacramento, Calif. (Grant/College of San Mateo)
42	Richard Cage	LB	6-1	220	So.	2nd	Corona, Calif. (Eleanor Roosevelt)
43	Alex Dumais	DL	6-3	259	Fr.	1st	Montreal, Canada (Saint Paul-CA)
44	Leevil Tatum III	DT	6-0	250	So.	3rd	Fresno, Calif. (Edison/UNLV)
45	Carson King	P	6-0	182	Fr.	1st	Livermore, Calif. (Freedom)
46	David Tate Jr.	LB	6-2	220	So.	3rd	Fresno, Calif. (Edison/UNLV)
47	Blake Cusick	P	6-2	185	Jr.	4th	Monrovia, Calif. (Monrovia)
50	Tainoa Foster	LB	6-2	195	So.	3rd	Honolulu, Hawai'i (Kamehameha)



6	Tank Kelly	DB
45	Carson King	P
11	Sherwin King Jr.	LB
92	Matt Kjeldgaard	DL
60	Matt Lawson	DL
20	Kilifi Leaetoea	LB
13	Kesomi Mafi	LB
38	Maamaloa Mafi	DB
99	Ricky McCoy	DL
6	Marcus McMaryion	QB
27	Ka'Lonn Milton	DB
22	Jordan Mims	RB
15	Arron Mosby	DB
52	Netane Muti	OL
5	Emeka Ndoh	DE
11	Dejonte O'Neal	RB
28	Bryson Oglesby	DB
23	Kevin Parker	WR
87	Namani Parker	WR
55	Leonard Payne	DL
17	Deonte Perry	DB
27	Zane Pope	WR
55	Cody Pound	OL
2	Michiah Quick	WR
18	Hunter Raquet	QB
10	Jorge Reyna	QB
16	Jared Rice	TE
29	Justin Rice	LB
89	Kyle Riddering	TE
20	Ronnie Rivers	RB
67	Chantz Russell	OL
50	Tyrone Sampson Jr.	OL
73	Michah St. Andrew	OL
59	Matt Smith	OL
22	Trent Soechting	LB
36	Cam Sutton	TE
88	David Tangipa	TE
46	David Tate Jr.	LB
44	Leevel Tatum III	DT
39	Mateo Thompson	K
86	Jared Torres	TE
65	Syrus Tuitele	OL
75	Zelan Tupuola	OL
30	Messiah Tyler	LB
3	Mykal Walker	DE
53	Jacob Westberry	LS
30	Khai Williams	RB
54	Patrick Williams Jr.	LS
66	Quireo Woodley	OL
6	Ben Wooldridge	QB
31	Andrew Wright	DE

50	Tyrone Sampson Jr.	OL	6-2	320	Fr.	1st	East Pointe, Mich. (East English Village Prep)
51	Markus Boyer	OL	6-1	300	Sr.	4th	Huntington Beach, Calif. (Edison/Saddleback JC/UCLA)
51	Alex Cruz	DE	6-2	235	RFr.	2nd	Concord, Calif. (Concord)
52	Netane Muti	OL	6-3	310	So.	3rd	Wahiawa, Hawai'i (Leilehua)
53	Jacob Westberry	LS	6-3	248	So.	3rd	Bradenton, Fla. (Saint Stephen's Episcopal)
54	Patrick Williams Jr.	LS	6-3	205	So.	3rd	Vacaville, Calif. (Vacaville)
55	Leonard Payne	DL	6-2	260	Fr.	1st	Downey, Calif. (St. Pius X-St. Matthias Academy)
55	Cody Pound	OL	6-4	295	Jr.	4th	Durham, Calif. (Durham/Butte College)
56	Joseph Bonner IV	OL	6-3	310	Fr.	1st	Hanford, Calif. (Hanford East)
57	Jace Fuamatu	OL	6-3	330	Fr.	1st	Bellflower, Calif. (St. John Bosco)
58	Christian Cronk	OL	6-5	305	Sr.	4th	Oceanside, Calif. (Oceanside/Riverside CC)
59	Matt Smith	OL	5-11	280	So.	3rd	Long Beach, Calif. (St. John Bosco)
60	Matt Lawson	DL	6-0	295	Fr.	1st	Ontario, Calif. (Colony)
62	Logan Hughes	OL	6-4	285	Sr.	4th	Las Vegas, Nev. (Green Valley/Victor Valley College)
65	Syrus Tuitele	OL	6-6	305	So.	2nd	Chico, Calif. (Pleasant Valley)
66	Quireo Woodley	OL	6-4	295	So.	2nd	Murrieta, Calif. (Murrieta Valley)
67	Chantz Russell	OL	6-6	270	RFr.	2nd	Petaluma, Calif. (Marin Catholic)
71	Marc-David Bien-Aime	OL	6-5	350	Fr.	1st	Montreal, QC, Canada (Montmorency College)
72	Dontae Bull	OL	6-6	324	RFr.	2nd	Victoria, Canada (Belmont Secondary)
73	Michah St. Andrew	OL	6-3	327	Sr.	5th	Rialto, Calif. (Eisenhower)
75	Zelan Tupuola	OL	6-2	295	RFr.	2nd	Carson, Calif. (J Serra Catholic)
77	Nick Abbs	OL	6-5	293	Jr.	3rd	Portland, Ore. (Gresham/Fresno City College)
79	Nick Aibuedefer	OL	6-4	274	Jr.	4th	Sacramento, Calif. (Capital Christian)
80	Gunner Javernick	TE	6-6	253	Sr.	5th	Canon City, Colo. (Canon City/Ventura Junior College)
81	Ricardo Arias	WR	6-1	205	Fr.	1st	Fresno, Calif. (Clovis West)
82	Delvon Hardaway	WR	6-1	197	Sr.	6th	Los Angeles, Calif. (Dorsey)
84	Anthony Grayson Jr.	WR	6-1	170	Sr.	5th	Redlands, Calif. (Redlands East Valley)
85	Erik Brooks	WR	5-7	162	Fr.	1st	Corona, Calif. (Roosevelt)
86	Jared Torres	TE	6-5	240	Fr.	1st	Visalia, Calif. (El Diamante)
87	Namani Parker	WR	6-4	198	Sr.	5th	Roseville, Calif. (Oakmont/American River)
88	David Tangipa	TE	6-5	240	Sr.	5th	Sacramento, Calif. (Foothill)
89	Kyle Riddering	TE	6-6	235	Sr.	5th	Fresno, Calif. (Clovis North)
90	Kevin Atkins	DT	6-2	300	So.	3rd	Murrieta, Calif. (Vista Murrieta)
92	Matt Kjeldgaard	DL	6-2	285	Fr.	1st	Oakdale, Calif. (Oakdale)
93	Jasad Haynes	DT	6-1	283	Jr.	4th	Fresno, Calif. (Clovis North)
94	Patrick Belony	DT	6-1	305	Sr.	5th	N Miami Beach, Fla. (N Miami Beach/Antelope Valley College)
96	Kevin Jeanniton	DE	6-2	245	So.	3rd	Fresno, Calif. (Edison)
97	Shane Ciucci	K	5-8	170	Fr.	1st	Livonia, Mich. (Divine Child)
98	Keiti Iakopo	DT	5-11	295	Jr.	3rd	Santa Ana, Calif. (Fountain Valley/Golden West College)
99	Ricky McCoy	DL	6-2	300	Jr.	4th	Fresno, Calif. (Roosevelt/Washington)

Coaching Staff

Jeff Tedford - Head Coach
 Kalen Deboer - Assistant Head Coach/Offensive Coordinator
 Bert Watts - Defensive Coordinator
 Jamar Cain - Assistant Coach (Defensive Line)
 Jamie Christian - Assistant Coach (Running Backs/Special Teams Coordinator)
 Ryan Grubb - Assistant Coach (Offensive Line/Run Game Coordinator)
 Kirby Moore - Assistant Coach (Wide Receivers)
 Scott Thompson - Assistant Coach (Tight Ends)
 Kenwick Thompson - Assistant Coach (Linebackers)
 J.D. Williams - Assistant Coach (Defensive Backs)
 Lucas Gingold - Assistant Coach (Asst. for Running Backs/Special Teams)
 Brad Vonnahme - Offensive Analyst
 Andy Ward - Head Strength and Conditioning Coach, Football
 Dylan Chmura - Offensive Graduate Assistant
 D.J. Harper - Offensive Graduate Assistant
 Matt Lea - Defensive Graduate Assistant
 C.J. McGorisk - Defensive Graduate Assistant



GAME 14 DEPTH CHART

OFFENSE

Quarterback

- 6 Marcus McMaryion (6-2, 203, Sr.)
10 Jorge Reyna (6-0, 215, R Jr.)

Running Back

- 20 Ronnie Rivers (5-8, 175, So.)
33 Josh Hokit (6-1, 220, Jr.)
or 11 Dejonte O'Neal (5-7, 175, Sr.)

Left Tackle

- 58 Christian Cronk (6-5, 305, Sr.)
79 Nick Aibuedefe (6-4, 274, Jr.)

Left Guard

- 62 Logan Hughes (6-4, 285, Sr.)
77 Nick Abbs (6-5, 293, Jr.)

Center

- 51 Markus Boyer (6-1, 300, Sr.)
59 Matt Smith (5-11, 280, So.)

Right Guard

- 73 Micah St. Andrew (6-3, 327, Sr.)
57 Jace Fuamatu (6-3, 330, Fr.)

Right Tackle

- 65 Syrus Tuitele (6-6, 305, So.)
66 Quireo Woodley (6-4, 295, So.)
or 72 Dontae Bull (6-6, 324, R Fr.)

Wide Receiver

- 1 Jamire Jordan (5-11, 170, Sr.)
7 Derrion Grim (6-1, 194, Jr.)

Wide Receiver

- 3 KeeSean Johnson (6-2, 199, Sr.)
82 Delvon Hardaway (6-1, 197, Sr.)

Wide Receiver

- 2 Michiah Quick (5-11, 180, RSr.)
13 Justin Allen (5-11, 192, Sr.)

Tight End

- 16 Jared Rice (6-5, 230, Jr.)
89 Kyle Riddering (6-6, 235, Sr.)
36 Cam Sutton (6-6, 222, Jr.)

DEFENSE

End

- 3 Mykal Walker (6-3, 220, R Jr.)
31 Andrew Wright (6-2, 237, So.)

Tackle

- 93 Jasad Haynes (6-1, 283, Jr.)
94 Patrick Belony (6-1, 305, Sr.)

Tackle

- 90 Kevin Atkins (6-2, 300, So.)
98 Keiti Iakopo (5-11, 295, Jr.)

End

- 33 Kwami Jones (6-2, 250, Jr.)
18 Isaiah Johnson (6-3, 228, Fr.)

Linebacker

- 34 George Helmuth (6-1, 225, Sr.)
11 Sherwin King Jr. (5-11, 227, Fr.)

Linebacker

- 9 Jeff Allison (6-0, 235, Jr.)
41 Dorzel Hicks (5-10, 221, Jr.)

Linebacker

- 7 James Bailey (6-1, 225, Sr.)
15 Arron Mosby (6-4, 217, So.)

Cornerback

- 6 Tank Kelly (5-10, 183, Sr.)
8 Wylan Free (6-2, 178, R Fr.)

Strong Safety

- 23 Juju Hughes (5-11, 182, Jr.)
27 Ka'Lonn Milton (6-0, 185, Jr.)

Free Safety

- 4 Mike Bell (6-3, 205, Jr.)
38 Maamaloa Mafi (5-11, 193, Sr.)

Cornerback

- 14 Jaron Bryant (6-0, 176, Jr.)
2 Chris Gaston (6-1, 181, R Fr.)

SPECIAL TEAMS

Place Kicker

- 37 Asa Fuller (6-2, 227, R Fr.)
97 Shane Ciucci (5-8, 170, Fr.)

Punter

- 47 Blake Cusick (6-2, 190, Jr.)
45 Carson King (6-0, 182, Fr.)

Long Snapper

- 53 Jacob Westberry (6-3, 250, So.)
54 Patrick Williams, Jr. (6-3, 207, So.)

Holder

- 47 Blake Cusick (6-2, 185, Jr.)
10 Jorge Reyna (6-0, 215, R Jr.)

Kick Returner

- 1 Jamire Jordan (5-11, 170, Sr.)
5 Patrick Elima-Jeune (6-0, 190, R Fr.)
2 Michiah Quick (5-11, 180, RSr.)
11 Dejonte O'Neal (5-7, 175, Sr.)

Punt Returner

- 20 Ronnie Rivers (5-8, 175, So.)
3 KeeSean Johnson (6-2, 199, Sr.)

Pronunciation Guide

Nick Aibuedefe.....Ab-U-deaf-eh
Marc-David Bein-Aime.....Be-N-ah-me
Jaron Bryant.....Jair-un
Shane Ciucci.....choo-chee
Alex Dumais.....Do-may
Shawn Dourseau.....Door-so
Damien DeGruy.....Da-Grew
Patrick Elima-Jeune.....e-Lee-ma June
Tainoa Foster.....Tie-Noah
Wylan Free.....Way-lynn
Jace Fuamatu.....foo-a-mah-to
Derrion Grim.....Dare-E-On
Anthoula "Tank" Kelly.....An-thu-la
George Helmuth.....Hell-mooth
Josh Hokit.....Ho-kit
Jamire Jordan.....Jameer
Matt Kjeldgaard.....kill-guard

Keiti Iakopo.....K-T yah-Ko-Po
Kilifi Leaetoea.....Lie-a-toe-a
Kesomi Mafi.....ke-So-Me
Maamaloa Mafi.....Ma-ma-low-ah
Netane Muti.....Nuh-tahn-E, Moo-T
Emeka Ndoh.....ah-Mec-ah, en-doh
Dejonte O'Neal.....Dijon-teh
Namani Parker.....Na-monn-E
Deonte Perry.....Dee-On-teh
Michiah Quick.....Mih-kai-ah
Trent Soechting.....Sec-Ting
David Tangipa.....Tong-E-Pa
Leevel Tatum.....Lee-velle
Syrus Tuitele.....Two-tell-E
Zelan Tupuola.....Z-lynn, Tu-Pu-Oh-La
Quireo Woodley.....Keer-E-O

Kalen DeBoer.....K-lynn
Brad Vonnahme.....Va-Nom-E



SCHEDULE/FUTURES

2018 BULLDOG FOOTBALL SCHEDULE (ALL TIMES PACIFIC)

September	1	Idaho		W, 79-13	
	8	at Minnesota		L, 21-14	
	15	at UCLA		W, 38-14	
	29	Toledo		W, 49-27	
October	6	at Nevada*		W, 21-3	
	13	Wyoming*		W, 27-3	
	20	at New Mexico*		W, 38-7	
	27	Hawai'i* (Homecoming)		W, 50-20	
November	3	at UNLV*		W, 48-3	
	9	at Boise State*		L, 24-17	
	17	San Diego State*		W, 23-14	
	24	San Jose State*		W, 31-13	
Dec.	1	at Boise State#		W, 19-16 ^{OT}	

Indicators

Mountain West Championship Game | * conference game

BULLDOG FOOTBALL CHANNEL FINDER...

AT&T UVERSE
 CBS Sports Network 643, 1643
 ESPN: 602, 1602
 ESPN2: 606, 1606
 ESPNEWS: 604, 1604
 ESPNU: 605, 1605
 FS1: 652, 1652

COMCAST (FRESNO MARKET)
 Big 10 Network: 403
 CBS Sports Network: 418, 732
 ESPN: 32, 724
 ESPN2: 33, 725
 ESPNEWS: 402, 726
 ESPNU: 420, 788
 FS1: 35, 731

DIRECTV
 CBS Sports Network: 221
 ESPN: 206
 ESPN2: 209
 ESPNEWS: 207
 ESPNU: 208
 FS1: 219

DISH NETWORK
 CBS Sports Network: 158
 ESPN: 140
 ESPN2: 144
 ESPNEWS: 142
 ESPNU: 141
 FS1: 150

FUTURE BULLDOG FOOTBALL SCHEDULES

2019			2020			2021			2022
Date	Opponent	Location	Date	Opponent	Location	Date	Opponent	Location	
A31	at USC	Los Angeles, CA	S12	at Colorado	Boulder, CO	S4	at Oregon	Eugene, OR	Sept. 3 -- Sacramento State
S7	Minnesota	Fresno, CA	S26	at Texas A&M	College Station, TX	S18	at UCLA	Los Angeles, CA	Sept. 10 -- Oregon State
S21	Sacramento State	Fresno, CA	O17	New Mexico State	Fresno, CA	TBD	TBD		Sept. 17 -- at USC
S28	at New Mexico State	Las Cruces, NM	TBD	TBD		TBD	TBD		
	Colorado State*	Fresno, CA		Air Force*	Fresno, CA		Boise State*	Fresno, CA	2023
	Nevada*	Fresno, CA		Hawai'i*	Fresno, CA		Nevada*	Fresno, CA	Sept. 16 -- at Arizona State
	UNLV*	Fresno, CA		San Diego State*	Fresno, CA		UNLV*	Fresno, CA	2024
	Utah State*	Fresno, CA		San Jose State*	Fresno, CA		New Mexico*	Fresno, CA	Aug. 31 -- at Oregon State
	at Air Force*	USAF		at Colorado State*	Fort Collins, CO		at Hawai'i*	Honolulu, HI	Sept. 14 -- at UCLA
	at Hawai'i*	Honolulu, HI		at Nevada*	Reno, NV		at San Diego State*	San Diego, CA	
	at San Diego State*	San Diego, CA		at UNLV*	Las Vegas, NV		at San Jose State*	San Jose, CA	2025
	at San Jose State*	San Jose, CA		at Utah State*	Logan, UT		at Wyoming*	Laramie, WY	Aug. 30 -- at USC

* = Mountain West game

All future conference game dates are TBD



2018 FRESNO STATE STATISTICS

2018 SCHEDULE/RESULTS

Date	Opponent	Result	Score	Overall	Conference	Time	Attend
Sept. 1, 2018	Idaho	W	79-13	1-0	--	3:10	31,170
Sept. 8, 2018	at Minnesota	L	21-14	1-1	--	3:14	38,280
Sept. 15, 2018	at UCLA	W	38-14	2-1	--	3:21	60,867
Sept. 29, 2018	Toledo	W	49-27	3-1	--	3:15	33,401
Oct. 6, 2018	at Nevada*	W	21-3	4-1	1-0	3:00	15,367
Oct. 13, 2018	Wyoming*	W	27-3	5-1	2-0	3:04	28,501
Oct. 20, 2018	at New Mexico*	W	38-7	6-1	3-0	3:13	16,708
Oct. 27, 2018	Hawaii*	W	50-20	7-1	4-0	3:46	33,659
Nov. 3, 2018	at UNLV*	W	48-3	8-1	5-0	3:26	15,276
Nov. 9, 2018	at Boise State*	L	24-17	8-2	5-1	3:20	33,118
Nov. 17, 2018	San Diego State*	W	23-14	9-2	6-1	3:04	36,123
Nov. 24, 2018	San Jose State*	W	31-13	10-2	7-1	3:30	26,162
Dec. 1, 2018	at Boise State#	W	19-16 ^{OT}	11-3	-	3:35	23,662
Dec. 15, 2018	vs. Arizona State^	-	-	-	-	-	-

* MW game ; # MW Championship game ; ^ Las Vegas Bowl

TEAM STATISTICS

TEAM STATISTICS	Fresno St.	OPP
SCORING	454	178
Points Per Game	34.9	13.7
Points Off Turnovers	107	17
FIRST DOWNS	264	231
Rushing	94	95
Passing	152	117
Penalty	18	19
RUSHING YARDAGE	1901	1687
Yards gained rushing	2068	1896
Yards lost rushing	167	209
Rushing Attempts	466	469
Average Per Rush	4.1	3.6
Average Per Game	146.2	129.8
TDs Rushing	28	7
PASSING YARDAGE	3564	2523
Comp-Att-Int	286-411-4	212-416-17
Average Per Pass	8.7	6.1
Average Per Catch	12.5	11.9
Average Per Game	274.2	194.1
TDs Passing	26	14
TOTAL OFFENSE	5465	4210
Total Plays	877	885
Average Per Play	6.2	4.8
Average Per Game	420.4	323.8
KICK RETURNS: #-Yards	23-464	47-936
PUNT RETURNS: #-Yards	17-97	11-25
INT RETURNS: #-Yards	17-364	4-12
KICK RETURN AVERAGE	20.2	19.9
PUNT RETURN AVERAGE	5.7	2.3
INT RETURN AVERAGE	21.4	3.0
FUMBLES-LOST	15-7	12-7
PENALTIES-Yards	69-593	67-555
Average Per Game	45.6	42.7
PUNTS-Yards	62-2611	80-3386
Average Per Punt	42.1	42.3
Net punt average	40.4	39.6
KICKOFFS-Yards	82-4779	44-2667
Average Per Kick	58.3	60.6
Net kick average	40.5	39.8
TIME OF POSSESSION/Game	30:56	29:04
3RD-DOWN Conversions	78/174	65/197
3rd-Down Pct	45%	33%
4TH-DOWN Conversions	7/10	13/26
4th-Down Pct	70%	50%
SACKS BY-Yards	24-121	12-68
MISC YARDS	259	18
TOUCHDOWNS SCORED	60	21
FIELD GOALS-ATTEMPTS	13-21	11-19
ON-SIDE KICKS	0-0	0-0
RED-ZONE SCORES	(49-55) 89%	(14-23) 61%
RED-ZONE TOUCHDOWNS	(39-55) 71%	(10-23) 43%
PAT-ATTEMPTS	(53-58) 91%	(17-19) 89%
ATTENDANCE	189016	203278
Games/Avg Per Game	6/31503	7/29040

Score by Quarters	1st	2nd	3rd	4th	OT	Total
Fresno State	87	132	150	79	6	454
Opponents	43	43	21	68	3	178

FIELD GOALS	FGM-FGA	Pct.	01-19	20-29	30-39	40-49	50-59	Lg	Blk
FULLER, Asa	13-21	61.9	0-0	4-4	6-8	3-7	0-2	47	1

FG SEQUENCE	Fresno St.	Opponents
Idaho	(33), 50	36, 39
at Minnesota	--	(53), (50)
at UCLA	(28)	--
Toledo	43	(46), (43), 37
at Nevada	--	(41)
Wyoming	--	(44)
at New Mexico	42, (30)	-
Hawaii	(22), (32), (21), 38	(43), (28), 53
at UNLV	(35), (47)	46, (28)
at Boise State	38, (47), 50	50, (35)
San Diego State	(25), 40	47
San Jose State	44, (32)	-
at Boise State#	(44), (38)	43, (23)

(parenthesis indicate field goal was made) / #-MW Championship

PUNTING	No.	Yds	Avg.	Long	TB	FC	I20	50+
CUSICK, Blake	62	2611	42.1	72	4	25	30	12 0
Total.....	62	2611	42.1	72	4	25	30	12 0
Opponents.....	80	3386	42.3	74	6	29	20	16 1

KICKOFFS	No.	Yds	Avg.	TB	OB	Retn	Net	YdLn
FULLER, Asa	82	4779	58.3	21	4			
Total.....	82	4779	58.3	21	4	936	40.5	24
Opponents.....	44	2667	60.6	18	1	464	39.8	25

PUNT RETURNS	No.	Yds	Avg.	TD	Long
RIVERS, Ronnie	13	97	7.5	0	21
JOHNSON, KeeSean	4	0	0.0	0	2
Total.....	17	97	5.7	0	21
Opponents.....	11	25	2.3	0	11

KICK RETURNS	No.	Yds	Avg.	TD	Long
O'NEAL, Dejonte	9	169	18.8	0	23
JORDAN, Jamire	6	184	30.7	0	65
ELIMA-JEUNE, Patrick	3	41	13.7	0	18
BURT, Brian	2	24	12.0	0	21
QUICK, Michiah	2	38	19.0	0	19
SMITH, Matt	1	8	8.0	0	8
Total.....	23	464	20.2	0	65
Opponents.....	47	936	19.9	0	36



2018 FRESNO STATE STATISTICS

RUSHING	G	Att.	Gain	Loss	Net	Avg.	TD	Long	Avg/G
RIVERS, Ronnie	10	108	545	14	531	4.9	8	76	53.1
MIMS, Jordan	12	113	463	27	436	3.9	6	22	36.3
HOKIT, Josh	12	73	266	6	260	3.6	1	22	21.7
MCMARYION, Marcus	13	67	322	69	253	3.8	7	29	19.5
JOHNSON, Saevion	12	21	133	2	131	6.2	3	37	10.9
O'NEAL, Deonte	12	36	144	14	130	3.6	1	26	10.8
REYNA, Jorge	11	9	75	0	75	8.3	0	19	6.8
HARRIS, Romello	5	5	52	0	52	10.4	1	27	10.4
GRIM, Derrion	13	8	40	0	40	5.0	1	14	3.1
JOHNSON, KeeSean	13	3	12	3	9	3.0	0	7	0.7
QUICK, Michiah	7	2	7	4	3	1.5	0	5	0.4
RICE, Jared	13	1	3	0	3	3.0	0	3	0.2
HARDAWAY, Delvon	12	1	1	0	1	1.0	0	1	0.1
COLEMAN, Chris	9	2	3	3	0	0.0	0	3	0.0
Total.....	13	466	2068	167	1901	4.1	28	76	146.2
Opponents.....	13	469	1896	209	1687	3.6	7	36	129.8

PASSING	G	Effic	Comp-Att-Int	Pct	Yds	TD	Long	Avg/G
MCMARYION, M.	13	161.95	278-398-3	69.8	3453	25	86	265.6
REYNA, Jorge	11	171.87	8-12-0	66.7	111	1	36	10.1
HOKIT, Josh	12	-200.00	0-1-1	0.0	0	0	0	0.0
Total.....	13	161.36	286-411-4	69.6	3564	26	86	274.2
Opponents.....	13	104.84	212-416-17	51.0	2523	14	75	194.1

RECEIVING	G	No.	Yards	Avg.	TD	Long	Avg/G
JOHNSON, KeeSean	13	93	1307	14.1	8	45	100.5
RICE, Jared	13	51	624	12.2	3	69	48.0
JORDAN, Jamire	13	26	420	16.2	3	86	32.3
RIVERS, Ronnie	10	22	278	12.6	3	34	27.8
MIMS, Jordan	12	21	286	13.6	2	55	23.8
GRIM, Derrion	13	19	204	10.7	2	33	15.7
QUICK, Michiah	7	15	138	9.2	1	18	19.7
O'NEAL, Deonte	12	9	66	7.3	0	31	5.5
HOKIT, Josh	12	8	56	7.0	0	22	4.7
RIDDERING, Kyle	13	6	41	6.8	3	10	3.2
ALLEN, Justin	11	5	38	7.6	0	13	3.5
COLEMAN, Chris	9	4	40	10.0	0	13	4.4
SUTTON, Cam	12	3	42	14.0	0	20	3.5
TANGIPA, David	13	3	16	5.3	1	7	1.2
HARDAWAY, Delvon	12	1	8	8.0	0	8	0.7
Total.....	13	286	3564	12.5	26	86	274.2
Opponents.....	13	212	2523	11.9	14	75	194.1

FUMBLE RETURNS	No.	Yds	Avg.	TD	Long
JORDAN, Jamire	0	0	0.0	1	0
BRYANT, Jaron	0	0	0.0	2	0
Total.....	0	0	0.0	3	0
Opponents.....	1	3	3.0	0	3

INTERCEPTIONS	No.	Yds	Avg.	TD	Long
KELLY, Anthoula	3	83	27.7	1	43
HUGHES, Juju	3	64	21.3	0	33
BELL, Mike	3	1	0.3	0	1
ALLISON, Jeff	2	27	13.5	0	23
FREE, Wylan	1	12	12.0	0	12
BAILEY, James	1	0	0.0	0	0
WALKER, Mykal	1	38	38.0	1	38
MOSBY, Arron	1	95	95.0	1	95
BRYANT, Jaron	1	39	39.0	0	39
TATUM III, Leavel	1	5	5.0	0	5
Total.....	17	364	21.4	3	95
Opponents.....	4	12	3.0	0	8

SCORING	TD	FGs	Kick	Rush	Rev	Pass	DPX	Saf	Pts
FULLER, Asa	0	13-21	53-58	0-0	0	0-0	0	0	92
RIVERS, Ronnie	11	0-0	0-0	0-0	0	0-0	0	0	66
JOHNSON, KeeSean	8	0-0	0-0	0-0	0	0-0	0	0	48
MIMS, Jordan	8	0-0	0-0	0-0	0	0-0	0	0	48
MCMARYION, M.	7	0-0	0-0	0-0	0	0-0	0	0	42
JORDAN, Jamire	4	0-0	0-0	0-0	0	0-0	0	0	24
JOHNSON, Saevion	3	0-0	0-0	0-0	0	0-0	0	0	18
RIDDERING, Kyle	3	0-0	0-0	0-0	0	0-0	0	0	18
RICE, Jared	3	0-0	0-0	0-0	0	0-0	0	0	18
GRIM, Derrion	3	0-0	0-0	0-0	0	0-0	0	0	18
BRYANT, Jaron	2	0-0	0-0	0-0	0	0-0	0	0	12
KELLY, Anthoula	1	0-0	0-0	0-0	0	0-0	0	0	6
HARRIS, Romello	1	0-0	0-0	0-0	0	0-0	0	0	6
TANGIPA, David	1	0-0	0-0	0-0	0	0-0	0	0	6
HOKIT, Josh	1	0-0	0-0	0-0	0	0-0	0	0	6
MOSBY, Arron	1	0-0	0-0	0-0	0	0-0	0	0	6
WALKER, Mykal	1	0-0	0-0	0-0	0	0-0	0	0	6
QUICK, Michiah	1	0-0	0-0	0-0	0	0-0	0	0	6
O'NEAL, Deonte	1	0-0	0-0	0-0	0	0-0	0	0	6
JAVERNICK, Gunner	0	0-0	0-0	0-0	1	0-0	0	0	2
REYNA, Jorge	0	0-0	0-0	0-0	0	1-1	0	0	0
Total.....	60	13-21	53-58	0-0	1	1-1	0	0	454
Opponents.....	21	11-19	17-19	0-1	1	1-1	0	0	178

TOTAL OFFENSE	G	Plays	Rush	Pass	Total	Avg/G
MCMARYION, Marcus	13	465	253	3453	3706	285.1
RIVERS, Ronnie	10	108	531	0	531	53.1
MIMS, Jordan	12	113	436	0	436	36.3
HOKIT, Josh	12	74	260	0	260	21.7
REYNA, Jorge	11	21	75	111	186	16.9
JOHNSON, Saevion	12	21	131	0	131	10.9
O'NEAL, Deonte	12	36	130	0	130	10.8
HARRIS, Romello	5	5	52	0	52	10.4
GRIM, Derrion	13	8	40	0	40	3.1
JOHNSON, KeeSean	13	3	9	0	9	0.7
RICE, Jared	13	1	3	0	3	0.2
QUICK, Michiah	7	2	3	0	3	0.4
HARDAWAY, Delvon	12	1	1	0	1	0.1
Total.....	13	877	1901	3564	5465	420.4
Opponents.....	13	885	1687	2523	4210	323.8

ALL PURPOSE	G	Rush	Rec	PR	KOR	IR	Tot	Avg/G
JOHNSON, KeeSean	13	9	1307	0	0	0	1316	101.2
RIVERS, Ronnie	10	531	278	97	0	0	906	90.6
MIMS, Jordan	12	436	286	0	0	0	722	60.2
JORDAN, Jamire	13	0	420	0	184	0	704	54.2
RICE, Jared	13	3	624	0	0	0	627	48.2
O'NEAL, Deonte	12	130	66	0	169	0	365	30.4
HOKIT, Josh	12	260	56	0	0	0	316	26.3
MCMARYION, Marcus	13	253	0	0	0	0	253	19.5
GRIM, Derrion	13	40	204	0	0	0	244	18.8
QUICK, Michiah	7	3	138	0	38	0	179	25.6
JOHNSON, Saevion	12	131	0	0	0	0	131	10.9
MOSBY, Arron	12	0	0	0	0	95	95	7.9
KELLY, Anthoula	13	0	0	0	0	83	83	6.4
REYNA, Jorge	11	75	0	0	0	0	75	6.8
HUGHES, Juju	13	0	0	0	0	64	64	4.9
HARRIS, Romello	5	52	0	0	0	0	52	10.4
SUTTON, Cam	12	0	42	0	0	0	42	3.5
RIDDERING, Kyle	13	0	41	0	0	0	41	3.2
ELIMA-JEUNE, Patrick	11	0	0	0	41	0	41	3.7
COLEMAN, Chris	9	0	40	0	0	0	40	4.4
BRYANT, Jaron	13	0	0	0	0	39	39	3.0
WALKER, Mykal	13	0	0	0	0	38	38	2.9
ALLEN, Justin	11	0	38	0	0	0	38	3.5
ALLISON, Jeff	13	0	0	0	0	27	27	2.1
BURT, Brian	6	0	0	0	24	0	24	4.0
TANGIPA, David	13	0	16	0	0	0	16	1.2
FREE, Wylan	13	0	0	0	0	12	12	0.9
HARDAWAY, Delvon	12	1	8	0	0	0	9	0.8
SMITH, Matt	12	0	0	0	8	0	8	0.7
TATUM III, Leavel	10	0	0	0	0	5	5	0.5
CRONK, Christian	13	2	0	0	0	0	2	0.2
BELL, Mike	13	0	0	0	0	1	1	0.1
TEAM	10	-25	0	0	0	0	-25	-2.5
Total.....	13	1901	3564	97	464	364	6490	499.2
Opponents.....	13	1687	2523	25	936	12	5183	398.7



2018 FRESNO STATE STATISTICS

DEFENSIVE LEADERS	GP	----- Tackles -----				-Sacks-		--- Pass Def ---		- Fumbles -		Blkd	
		Solo	Ast	Total	TFL/Yds	No.-Yards	Int-Yds	BrUp	QBH	Rev-Yds	FF	Kick	Saf
ALLISON, Jeff	13	66	55	121	5.5-12	0.5-2	2-27	1	3				
WALKER, Mykal	13	37	42	79	13.5-38	4.5-18	1-38	5	5	2-0	2	2	
HELMUTH, George	13	41	35	76	7.0-36	5.0-33		2	2				
BELL, Mike	13	47	29	76	3.0-6		3-1	8					
BAILEY, James	13	41	33	74	9.5-26	2.0-13	1-0	4	1	1-0			
HUGHES, Juju	13	38	32	70			3-64	7					
KELLY, Anthoula	13	46	11	57			3-83	18			1	1	
BRYANT, Jaron	13	41	5	46	2.0-2		1-39	11			1		
IAKOPO, Keiti	13	14	18	32	2.0-4	0.5-2			1				
ATKINS, Kevin	13	12	15	27	4.5-17	1.0-9			1				
JONES, Kwami	13	12	12	24	2.0-6	2.5-6			4				
HAYNES, Jasad	10	8	10	18	4.5-29	2.5-18			1	1-0	1		
FREE, Wylan	13	12	6	18	0.5-0		1-12						
JOHNSON, Isaiah	10	8	7	15	2.0-10	2.5-10			2				
MCCOY, Ricky	12	5	6	11	1.5-6	0.5-5							
BELONY, Patrick	13	3	8	11	1.5-4	1.5-4				2-0			
NDOH, Emeka	6	5	6	11	2.0-2	1.0-1							
SOECHTING, Trent	13	5	6	11					1				
MAFI, Maamaloa	13	7	2	9				1					
MOSBY, Arron	12	6	3	9	2.0-17		1-95	2					
WRIGHT, Andrew	13	3	5	8	1.0-1								
MAFI, Kesomi	4	2	5	7									
TYLER, Messiah	12	6	1	7									
TATUM III, Leevel	10	4	1	5			1-5						
GASTON, Chris	13	5		5				1					
MILTON, Ka'Lonn	6	2	2	4									
RICE, Justin	4	2	2	4									
GAGNON, Kenny	10	2	1	3									
HICKS, Dorrzel	13	1	1	2				1					
JEANNITON, Kevin	2	2		2									
FULLER, Asa	13	1		1									
BOETANG, Matt	13	1		1								1	
MIMS, Jordan	12	1		1									
DEGRUY, Damien	3		1	1									
WESTBERRY, Jacob	13	1		1									
COLEMAN JR., Sherman	1							1					
PERRY, Deonte	2									1-0			
Total.....	13	487	360	847	64-216	24-121	17-364	62	21	7-0	5	4	.
Opponents.....	13	494	391	885	53.0-167	12-68	4-12	40	10	7-3	9	2	.

DEFENSE GAME-BY-GAME

TACKLES	UA-A	Tot	UI	Minn	UCLA	Tol	Nev	Wyo	UNM	UH	UNLV	BSU	SDSU	SJSU	MWC
ALLISON, J.	66-55	121	2-4	5-10	5-1	6-3	11-6	3-10	8-2	5-3	-	7-7	5-2	2-2	7-5
WALKER, Mykal	37-42	79	2-2	8-1	2-2	2-2	1-4	0-4	3-3	6-3	2-1	4-3	1-3	2-6	4-8
BELL, Mike	47-29	76	1-3	5-6	5-2	3-1	3-3	2-2	2-1	3-0	3-2	4-4	2-3	5-2	9-0
HELMUTH, George	41-35	76	2-1	5-2	3-1	3-2	7-4	2-5	2-1	1-1	4-4	4-5	2-3	3-3	3-3
BAILEY, James	41-33	74	0-1	5-4	4-1	2-3	6-4	0-5	5-0	3-0	4-3	3-5	4-2	3-1	2-4
HUGHES, Juju	38-32	70	1-2	1-3	1-1	2-2	5-3	3-5	2-1	-	6-5	5-2	2-7	5-0	5-1
KELLY, Anthoula	46-11	57	4-1	3-1	4-0	6-1	1-2	3-1	1-0	4-0	4-1	6-3	2-0	5-0	3-1
BRYANT, Jaron	41-5	46	1-0	2-0	4-0	3-1	5-0	2-0	3-0	5-0	4-0	4-2	2-0	2-1	4-1
IAKOPO, Keiti	14-18	32	0-1	-	1-0	0-2	3-1	0-2	1-0	2-0	0-1	0-3	0-2	3-1	4-5
ATKINS, Kevin	12-15	27	0-1	2-1	0-1	4-2	3-1	0-2	-	-	0-2	1-3	-	-	2-2
JONES, Kwami	12-12	24	-	2-1	0-2	2-0	0-2	1-3	2-0	-	1-0	2-1	1-1	0-1	1-1
HAYNES, Jasad	8-10	18	3-2	0-2	1-1	2-0	0-1	DNP	1-0	0-1	0-1	1-2	DNP	DNP	-
FREE, Wylan	12-6	18	1-1	1-1	-	1-0	-	0-1	2-0	3-0	4-0	0-3	-	-	-
JOHNSON, Isaiah	8-7	15	2-0	DNP	DNP	DNP	1-0	-	1-2	-	1-2	-	1-0	2-1	0-2
MCCOY, Ricky	5-6	11	0-1	0-1	-	2-0	-	0-1	1-0	-	1-1	DNP	0-1	-	1-1
SOECHTING, T.	5-6	11	0-1	1-1	1-0	-	1-0	-	1-0	-	1-2	0-1	-	0-1	-
BELONY, Patrick	3-8	11	-	0-1	-	-	0-1	2-0	0-1	-	0-1	0-2	0-2	1-0	-
MOSBY, Arron	6-3	9	0-1	-	-	DNP	-	-	1-0	1-0	2-1	-	1-0	0-1	1-0



2018 FRESNO STATE STATISTICS

INDIVIDUAL GAME-BY-GAME

RUSHING	No-Yds/TD	UI	Minn	UCLA	Tol	Nev	Wyo	UNM	UH	UNLV	BSU	SDSU	SJSU	MWC
RIVERS, Ronnie	108-531/8	DNP	DNP	DNP	2-25/0	5-12/1	4-22/0	11-48/2	11-125/1	12-33/1	7-33/1	22-78/1	17-92/0	17-63/1
MIMS, Jordan	113-436/6	9-36/3	10-41/0	21-85/0	15-59/1	8-11/0	8-12/0	11-41/0	5-16/0	1-5/0	8-47/0	9-28/1	8-55/1	DNP
HOKIT, Josh	73-260/1	6-40/0	5-8/0	12-21/0	7-59/0	DNP	9-24/0	12-35/0	5-20/0	2-6/1	2-7/0	3-5/0	4-24/0	6-11/0
MCMARYION, M.	67-253/7	5-4/0	3-15/0	9-16/4	4-15/1	2--5/0	7-53/2	4-12/0	1-8/0	7-39/0	9-10/0	7-16/0	3-30/0	6-40/0
JOHNSON, S.	21-131/3	10-45/2	DNP	1-6/0	4-7/0	-	-	-	3-26/0	3-47/1	-	-	-	-
O'NEAL, Dejonte	36-130/1	5-41/1	5-26/0	5-21/0	3-3/0	6-9/0	1--3/0	4-13/0	2-6/0	3-14/0	DNP	-	2-0/0	-
REYNA, Jorge	9-75/0	3-28/0	-	-	1-19/0	-	1-1/0	-	1-8/0	3-19/0	DNP	-	-	DNP
HARRIS, Romello	5-52/1	4-47/1	DNP	DNP	-	DNP	DNP	DNP	-	1-5/0	DNP	DNP	-	DNP
GRIM, Derrion	8-40/1	-	-	-	1-1/0	-	1-0/0	1-4/0	-	2-24/1	2-8/0	-	-	1-3/0
JOHNSON, KeeSea	3-9/0	-	-	1-7/0	-	-	1--3/0	-	1-5/0	-	-	-	-	-
QUICK, Michiah	2-3/0	-	-	DNP	DNP	DNP	DNP	DNP	-	-	-	DNP	-	2-3/0
RICE, Jared	1-3/0	-	-	-	-	-	-	-	1-3/0	-	-	-	-	-
HARDAWAY, D.	1-1/0	-	-	-	-	1-1/0	-	-	-	-	-	-	-	DNP
COLEMAN, Chris	2-0/0	-	1--3/0	-	-	1-3/0	-	-	DNP	-	DNP	-	DNP	DNP

RECEIVING	No-Yds/TD	UI	Minn	UCLA	Tol	Nev	Wyo	UNM	UH	UNLV	BSU	SDSU	SJSU	MWC
JOHNSON, KeeSean	93-1307/8	6-118/0	6-89/1	8-85/0	6-102/2	7-65/1	5-51/0	8-149/2	8-102/0	8-97/0	8-95/1	10-141/0	7-173/1	6-40/0
RICE, Jared	51-624/3	5-56/0	5-31/1	3-45/0	3-25/0	3-98/0	7-94/1	3-22/0	6-70/1	3-36/0	3-43/0	2-11/0	3-49/0	5-44/0
JORDAN, Jamire	26-420/3	-	4-21/0	3-53/0	1-36/0	3-19/0	1-25/0	2-26/0	2-61/1	4-38/1	1-6/0	2-94/1	2-23/0	1-18/0
MIMS, Jordan	21-286/2	2-7/0	2-23/0	2-51/0	6-126/1	2-16/0	2-13/0	-	2-32/1	1-6/0	-	1-8/0	1-4/0	DNP
RIVERS, Ronnie	22-278/3	DNP	DNP	DNP	-	1-19/1	3-53/0	4-69/1	1-9/0	1-17/0	7-60/0	1-6/0	3-41/1	1-4/0
GRIM, Derrion	19-204/2	1-33/1	-	1-9/0	1-11/0	1-6/0	1-15/0	-	1-6/1	1-10/0	4-57/0	1-7/0	3-31/0	4-19/0
QUICK, Michiah	15-138/1	5-25/0	2-19/0	DNP	DNP	DNP	DNP	DNP	-	5-49/0	-	DNP	-	3-45/1
O'NEAL, Dejonte	9-66/0	-	-	1--2/0	1-7/0	2-7/0	-	-	4-58/0	-	DNP	-	1--4/0	-
HOKIT, Josh	8-56/0	1-1/0	2-15/0	1--1/0	1-10/0	DNP	-	2-9/0	-	-	1-22/0	-	-	-
SUTTON, Cam	3-42/0	-	-	-	1-18/0	DNP	1-20/0	-	1-4/0	-	-	-	-	-
RIDDERING, Kyle	6-41/3	-	-	2-19/1	2-9/1	-	-	-	-	2-13/1	-	-	-	-
COLEMAN, Chris	4-40/0	-	-	-	2-24/0	1-11/0	-	1-5/0	DNP	-	DNP	-	DNP	DNP
ALLEN, Justin	5-38/0	-	3-14/0	1-11/0	-	-	1-13/0	-	-	-	DNP	-	-	DNP
TANGIPA, David	3-16/1	1-7/0	-	-	-	-	1-3/1	-	1-6/0	-	-	-	-	-
HARDAWAY, D.	1-8/0	-	-	-	-	-	-	-	-	1-8/0	-	-	-	DNP

PASSING

#6 MCMARYION	Att.	Comp	Int	Pct	Yards	TD	Long	Sack	Yds	Effic
Idaho	26	19	0	73.1	207	0	44	1	6	140.0
at Minnesota	32	23	1	71.9	205	2	45	0	0	140.1
at UCLA	33	22	0	66.7	270	1	45	1	9	145.4
Toledo	31	24	1	77.4	368	4	55	1	5	213.3
at Nevada	28	20	0	71.4	241	2	69	1	8	167.3
Wyoming	32	22	0	68.8	287	2	35	0	0	164.7
at New Mexico	30	20	0	66.7	280	3	34	1	4	178.1
Hawaii	31	21	0	67.7	284	4	49	0	0	187.3
at UNLV	35	26	1	74.3	274	2	23	0	0	153.2
at Boise State	35	24	0	68.6	283	1	38	3	24	145.9
San Diego State	24	17	0	70.8	267	1	86	2	6	178.0
San Jose State	29	20	0	69.0	317	2	45	0	0	183.5
at Boise State#	32	20	0	62.5	170	1	32	2	6	117.4
TOTALS	398	278	3	69.8	3453	25	86	12	68	161.9

#10 REYNA	Att.	Comp	Int	Pct	Yards	TD	Long	Sack	Yds	Effic
Idaho	3	2	0	66.7	40	1	33	0	0	288.7
Minnesota	1	1	0	100.0	7	0	7	0	0	158.8
Toledo	1	0	0	0.0	0	0	0	0	0	0.0
Hawaii	7	5	0	71.4	64	0	36	0	0	148.2
TOTALS	12	8	0	66.7	111	1	36	0	0	171.9

PUNT RET	No-Yds	UI	Minn	UCLA	Tol	Nev	Wyo	UNM	UH	UNLV	BSU	SDSU	SJSU	MWC
RIVERS, Ronnie	13-97	DNP	DNP	DNP	1-18	-	2-15	2-29	2-18	1-21	-	3--8	2-4	-
JOHNSON, KeeSea	4-0	2-3	-	1--2	-	-	-	1--1	-	-	-	-	-	-

KICK RET	No-Yds	UI	Minn	UCLA	Tol	Nev	Wyo	UNM	UH	UNLV	BSU	SDSU	SJSU	MWC
JORDAN, Jamire	6-184	1-12	1-19	-	-	1-37	-	-	-	-	-	1-22	1-65	1-29
O'NEAL, Dejonte	9-169	-	-	-	2-31	-	-	-	5-99	1-18	DNP	-	-	1-21
ELIMA-JEUNE, P.	3-41	-	DNP	DNP	-	-	1-18	-	-	-	1-16	-	1-7	-
QUICK, Michiah	2-38	-	-	DNP	DNP	DNP	DNP	DNP	-	-	2-38	DNP	-	-
BURT, Brian	2-24	-	2-24	-	-	-	DNP	DNP	DNP	-	DNP	DNP	DNP	DNP
SMITH, Matt	1-8	-	-	-	-	-	-	-	DNP	-	-	-	-	1-8

INT RET	No-Yds	UI	Minn	UCLA	Toledo	Nev	Wyo	UNM	UH	UNLV	BSU	SDSU	SJSU	MWC
BELL, Mike	3-1	-	-	-	-	1-0	1-1	1-0	-	-	-	-	-	-
KELLY, Anthoula	3-83	2-40	-	-	-	1-43	-	-	-	-	-	-	-	-
HUGHES, Juju	3-64	-	-	-	-	1-0	-	-	1-31	-	1-33	-	-	-
ALLISON, J.	2-27	-	-	2-27	-	-	-	-	-	-	-	-	-	-
BRYANT, Jaron	1-39	-	-	-	-	-	-	-	-	1-39	-	-	-	-
MOSBY, Arron	1-95	-	-	-	DNP	-	-	-	-	-	-	-	1-95	-
WALKER, Mykal	1-38	-	-	-	1-38	-	-	-	-	-	-	-	-	-
TATUM III, L.	1-5	1-5	-	-	-	-	-	-	-	-	DNP	DNP	-	DNP
FREE, Wylan	1-12	1-12	-	-	-	-	-	-	-	-	-	-	-	-
BAILEY, James	1-0	1-0	-	-	-	-	-	-	-	-	-	-	-	-



2018 FRESNO STATE STATISTICS

TFLs	UA-A	Tot	Idaho	Minn	UCLA	Toledo	Nev	Wyo	UNM	UH	UNLV	BSU	SDSU	SJSU	MWC
WALKER, Mykal	8-11	13.5	0.5-0	0.5-1	1.5-2	2.5-8	0.5-1	0.5-2	-	3.5-8	-	-	-	1.5-3	2.5-13
BAILEY, James	8-3	9.5	-	1.0-2	-	1.0-1	2.5-12	-	-	1.0-2	1.0-2	1.5-4	-	-	1.5-3
HELMUTH, George	6-2	7.0	-	0.5-3	-	2.0-23	1.5-3	-	-	-	-	1.0-3	1.0-2	1.0-2	-
ALLISON, J.	2-7	5.5	0.5-1	1.0-2	-	-	0.5-2	-	1.0-6	0.5-0	-	-	1.0-1	0.5-0	0.5-0
ATKINS, Kevin	2-5	4.5	-	0.5-0	-	1.0-2	1.0-9	0.5-3	-	-	-	0.5-1	-	-	1.0-2
HAYNES, Jasad	4-1	4.5	3.0-17	0.5-3	-	1.0-9	-	DNP	-	-	-	-	DNP	DNP	-
BELL, Mike	3-0	3.0	-	-	1.0-1	-	-	-	-	-	-	-	-	2.0-5	-
IAKOPO, Keiti	1-2	2.0	-	-	-	-	0.5-2	-	-	-	-	0.5-0	-	-	1.0-2
JONES, Kwami	2-0	2.0	-	-	-	1.0-4	-	-	-	-	1.0-2	-	-	-	-
NDOH, Emeka	1-2	2.0	-	-	0.5-0	0.5-1	-	1.0-1	DNP	DNP	DNP	DNP	DNP	DNP	DNP
BRYANT, Jaron	2-0	2.0	-	-	-	-	1.0-1	-	-	-	-	-	1.0-1	-	-
MOSBY, Arron	2-0	2.0	-	-	-	DNP	-	-	-	-	2.0-17	-	-	-	-
JOHNSON, Isaiah	2-0	2.0	-	DNP	DNP	DNP	-	-	-	-	1.0-4	-	1.0-6	-	-
BELONY, Patrick	1-1	1.5	-	-	-	-	0.5-2	-	-	-	-	-	-	1.0-2	-
MCCOY, Ricky	1-1	1.5	-	-	-	-	-	-	1.0-1	-	-	DNP	-	-	0.5-5
WRIGHT, Andrew	1-0	1.0	-	-	-	-	1.0-1	-	-	-	-	-	-	-	-
FREE, Wylan	0-1	0.5	-	-	-	-	-	-	-	-	-	0.5-0	-	-	-

SACKS	UA-A	Tot	Idaho	Minn	UCLA	Toledo	Nev	Wyo	UNM	UH	UNLV	BSU	SDSU	SJSU	MWC
HELMUTH, George	4-2	5.0	-	0.5-3	-	2.0-23	0.5-2	-	-	-	-	1.0-3	-	1.0-2	-
WALKER, Mykal	4-1	4.5	-	-	1.0-1	1.0-4	-	-	-	1.0-1	-	-	-	-	1.5-12
JONES, Kwami	2-1	2.5	-	-	-	1.0-4	-	-	-	-	1.0-2	-	-	0.5-0	-
HAYNES, Jasad	2-1	2.5	1.0-6	0.5-3	-	1.0-9	-	DNP	-	-	-	-	DNP	DNP	-
JOHNSON, Isaiah	2-1	2.5	-	DNP	DNP	DNP	-	-	-	-	1.0-4	-	1.0-6	0.5-0	-
BAILEY, James	2-0	2.0	-	-	-	-	1.0-11	-	-	1.0-2	-	-	-	-	-
BELONY, Patrick	1-1	1.5	-	-	-	-	0.5-2	-	-	-	-	-	-	1.0-2	-
NDOH, Emeka	1-0	1.0	-	-	-	-	-	1.0-1	DNP	DNP	DNP	DNP	DNP	DNP	DNP
ATKINS, Kevin	1-0	1.0	-	-	-	-	1.0-9	-	-	-	-	-	-	-	-
IAKOPO, Keiti	0-1	0.5	-	-	-	-	0.5-2	-	-	-	-	-	-	-	-
MCCOY, Ricky	0-1	0.5	-	-	-	-	-	-	-	-	-	DNP	-	-	0.5-5
ALLISON, J.	0-1	0.5	-	-	-	-	0.5-2	-	-	-	-	-	-	-	-

LONG PLAYS (20 OR MORE YARDS)

	FS Long Plays			Opponent Long Plays		
	Rush	Pass	Total	Rush	Pass	Total
Idaho	2	3	5	0	3	3
Minnesota	1	3	4	0	1	1
UCLA	0	5	5	0	2	2
Toledo	2	5	7	2	4	6
Nevada	0	2	2	0	0	0
Wyoming	1	6	7	0	2	2
New Mexico	0	6	6	0	1	1
Hawaii	2	5	7	0	4	4
UNLV	1	2	3	1	0	1
Boise State	2	5	7	0	3	3
San Diego State	0	4	4	0	3	3
San Jose State	2	7	9	0	3	3
Boise State#	1	1	2	1	1	2
Totals	14	54	68	4	27	31

DRIVE SUPERLATIVES

	Fresno State	Opponent
Most Yards (Result)	94 (TD) - SDSU	90 (TD) - Toledo
Most Plays (Result)	14, 2x - last vs UH (FG)	16 (TO downs) - Nevada
Most Time (Result)	9:15 (TO downs) - UCLA	7:17 (TD) - Minnesota

FRESNO STATE POINTS OFF TURNOVERS

Game	TOs Gained	TDs	FG	Pts	FS (Fumbles Lost/INT)
Idaho	7 (5 INT/2 FR)	5	1	38	0
Minnesota	1 (1 FR)	1	0	7	2 (2 INT)
UCLA	4 (2 INT/2 FR)	2	1	17	2 (2 FL)
Toledo	1 (1 INT)	1	0	7	1 (1 INT)
Nevada	3 (3 INT)	0	0	0	1 (1 FL)
Wyoming	1 (1 INT)	0	0	0	0
New Mexico	1 (1 INT)	1	0	7	0
Hawaii	2 (1 INT/1 FR)	1	0	7	0
UNLV	1 (1 INT)	1	0	7	1 (INT)
Boise State	1 (1 INT)	0	1	3	0
San Diego State	0	0	0	0	0
San Jose State	1 (1 INT)	1	0	7	2 (2 FL)
Boise State#	1 (1 FR)	1	0	7	2 (2 FL)
Totals	24 (17 INT/7 FR)	14	3	107	11 (4 INT/7 FL)
Opponents	11 (4 INT/7 FR)	2	1	17	

GAME-OPENING DRIVES

Opponent	[---Fresno State---]			[----- Opponent -----]		
	Pts.	1st Dwns	Yds.	Pts.	1st Dwns	Yds
Idaho	7	4	56	0	0	-14
Minnesota	0	1	21	0	1	15
UCLA	7	4	75	0	1	17
Toledo	7	5	75	0	0	6
Nevada	0	2	20	0	2	40
Wyoming	0	1	17	3	3	47
New Mexico	0 (missed FG)	2	44	0	1	0
Hawaii	0	2	40	3	2	50
UNLV	7	3	45	0	0	9
Boise State	0	0	-1	0	1	38
San Diego State	7	1	94	0	0	9
San Jose State	0	0	8	0	0	8
Boise State#	0	2	29	0	1	27

SECOND HALF-OPENING DRIVES

Opponent	[---Fresno State---]			[----- Opponent -----]		
	Pts.	1st Dwns	Yds.	Pts.	1st Dwns	Yds
Idaho	7	4	93	0	0	6
Minnesota	0	1	21	0	0	9
UCLA	0	0	5	0	0	0
Toledo	7	3	75	0	1	9
Nevada	0	0	9	0	0	1
Wyoming	0	1	21	0	0	-4
New Mexico	7	5	75	0	2	25
Hawaii	3	4	61	0	0	0
UNLV	7	4	74	0	2	26
Boise State	7	3	75	7	5	70
San Diego State	7	4	75	0	0	7
San Jose State	0	1	35	0	2	36
Boise State#	3	2	43	0	3	50

PENALTY NUMBERS

	FS Pen.-Yds.	Opp. Pen.-Yds
Idaho	3-27	4-20
Minnesota	4-40	3-30
UCLA	8-53	11-96
Toledo	3-45	3-25
Nevada	4-30	1-5
Wyoming	5-45	5-22
New Mexico	6-35	8-110
Hawaii	8-69	3-14
UNLV	5-40	8-57
Boise State	9-61	4-45
San Diego State	3-40	6-41
San Jose State	5-58	5-40
Boise State#	6-50	6-50


2018 FRESNO STATE STATISTICS
FRESNO STATE CHUNK PLAYS (68)

Yards	Opponent	Play	Result
86	SDSU	McMaryion pass to Jordan	TD
76	Hawaii	Rivers rush	TD
69	Nevada	McMaryion pass to Rice	1st-10
55	Toledo	McMaryion pass to Mims	1st-Goal
49	Hawaii	McMaryion pass to Jordan	TD
47	Toledo	McMaryion pass to Mims	TD
45	MINN	McMaryion pass to K. Johnson	TD
45	UCLA	McMaryion pass to Mims	1st-Goal
45	SJSU	McMaryion pass to K. Johnson	1st-Goal
44	Idaho	McMaryion pass to K. Johnson	1st-10
39	Toledo	McMaryion pass to K. Johnson	1st-10
38	UCLA	McMaryion pass to Jordan	1st-10
38	Boise St.	McMaryion pass to K. Johnson	1st-10
38	SDSU	McMaryion pass to K. Johnson	1st-10
37	UCLA	McMaryion pass to Ja. Rice	1st-10
37	UNLV	S. Johnson rush	1st-Goal
37	SDSU	McMaryion pass to K. Johnson	1st-Goal
37	SJSU	McMaryion pass to K. Johnson	1st-10
37	SJSU	McMaryion pass to K. Johnson	1st-10
36	Toledo	McMaryion pass to Jordan	1st-Goal
36	Hawaii	Reyna pass to K. Johnson	1st-10
35	Wyoming	McMaryion pass to Ja. Rice	TD
33	Idaho	Reyna pass to Grim	TD
33	SJSU	Rivers rush	1st-10
34	Wyoming	McMaryion pass to Rivers	1st-10
34	UNM	McMaryion pass to K. Johnson	TD
32	SDSU	McMaryion pass to K. Johnson	1st-10
32	Boise St.#	McMaryion pass to K. Johnson	1st-10
31	Hawaii	McMaryion pass to O'Neal	1st-Goal
31	SJSU	McMaryion pass to K. Johnson	TD
30	SJSU	McMaryion pass to Ja. Rice	fumble
30	SJSU	McMaryion pass to Grim	1st-10
29	Boise St.#	McMaryion rush	1st-10
28	Idaho	McMaryion pass to K. Johnson	1st-10
27	Idaho	Harris rush	TD
27	Nevada	McMaryion pass to K. Johnson	TD
26	Idaho	O'Neal rush	TD
26	Wyoming	McMaryion rush	1st-10
26	UNM	McMaryion pass to Rivers	1st-10
26	Hawaii	McMaryion pass to Ja. Rice	1st-10
26	Boise St.	Rivers rush	1st-10
25	MINN	McMaryion pass to Mims	1st-10
25	Wyoming	McMaryion pass to Jordan	1st-Goal
25	Wyoming	McMaryion pass to K. Johnson	1st-Goal
24	UCLA	McMaryion pass to K. Johnson	1st-10
24	Toledo	McMaryion pass to K. Johnson	1st-10
24	Hawaii	S. Johnson rush	1st-10
24	Boise St.	McMaryion pass to K. Johnson	1st-10
24	SJSU	McMaryion pass to Rivers	1st-10
23	UCLA	McMaryion pass to K. Johnson	1st-10
23	UNM	McMaryion pass to K. Johnson	1st-10
23	UNM	McMaryion pass to Rivers	TD
23	UNLV	McMaryion pass to Ja. Rice	1st-10
23	UNLV	McMaryion pass to K. Johnson	1st-10
22	MINN	Mims rush	1st-10
22	Toledo	Hokit rush	1st-10
22	Wyoming	McMaryion pass to Ja. Rice	1st-10
22	Boise St.	McMaryion pass to Hokit	1st-10
22	Boise St.	Mims rush	1st-10
22	SJSU	McMaryion rush	1st-10
21	MINN	McMaryion pass to K. Johnson	1st-10
21	Toledo	Hokit rush	1st-10
21	Hawaii	McMaryion oass to Mims	TD
21	Boise St.	McMaryion pass to Ja. Rice	1st-10
20	Wyoming	McMaryion pass to Sutton	1st-Goal
20	UNM	McMaryion pass to K. Johnson	1st-10
20	UNM	McMaryion pass to Jordan	1st-10
20	Boise St.	McMaryion pass to Grim	1st-10

FRESNO STATE SPECIAL TEAMS CHUNK PLAYS (3)

Yards	Opponent	Play	Result
100	Hawaii	Jordan missed field goal return	TD
65	SJSU	Jordan kick return	1st-10
37	Nevada	Jordan kick return	1st-10

Only KO returns of 35 yards or more or INT & PR of 25 yards or more are included

OPPONENT CHUNK PLAYS (31)

Yards	Opponent	Play	Result
75	SDSU	Chapman pass to Trevillion	TD
73	Idaho	Richardson to Cotton	TD
73	SJSU	Carrillo pass to Roberson	TD
70	SDSU	Agnew pass to Trevillion	TD
54	Toledo	Peters pass to Johnson	TD
50	Hawaii	McDonald pass to Ward	TD
49	Boise St.	Rypien pass to Shakir	TD
41	Boise St.	Rypien pass to Modster	1st-10
45	UCLA	Thompson-Robinson to Howard	TD
36	Toledo	Guadagni rush	1st-10
34	SDSU	Chapman pass to Trevillion	1st-10
34	Boise St.#	Mattison rush	TD
33	UCLA	Thompson-Robinson to Cota	fumble/TO
30	SJSU	Carrillo pass to Nevens	1st-10
29	SJSU	Carrillo pass to Oliver	1st-10
29	Boise St.#	Rypien pass to Bates	1st-10
28	Toledo	Guadagni pass to Thompson	1st-10
27	Hawaii	Moussa pass to Stubblefield	TD
26	UNM	Jones pass to Umeh	1st-10
25	MINN	Annexstad pass to Bateman	1st-10
25	Toledo	Peters pass to Johnson	TD
25	Wyoming	Vander Waal pass to Ismail	1st-10
25	Boise St.	Rypien pass to Bates	1st-10
24	Toledo	Jones rush	1st-Goal
24	UNLV	Williams rush	1st-10
23	Idaho	Petrino pass to Haywood	1st-10
23	Hawaii	McDonald pass to Ward	1st-10
21	Idaho	Richardson to Ungerer	1st-10
21	Toledo	Peters pass to Phillips	1st-10
21	Wyoming	Vander Waal pass to Ismail	1st-10
21	Hawaii	Moussa pass to Armstrong-Brown	1st-10

OPPONENT SPECIAL TEAMS CHUNK PLAYS (2)

Yards	Opponent	Play	Result
36	SJSU	Roberson kick return	1st-10
35	Idaho	Brantley kick return	1st-10

Only KO returns of 35 yards or more or INT & PR of 25 yards or more are included



The Automated ScoreBook

Fresno State Team Game-by-Game (as of Dec 03, 2018)

All games

TEAM STATISTICS

Date	Opponent	Rushing				Receiving				Passing				Kick Returns				Punt Returns				tot off
		no.	yds	td	lg	no.	yds	td	lg	cmp-att-int	yds	td	lg	no.	yds	td	lg	no.	yds	td	lg	
Sep 01	IDAHO	44	239	7	27	21	247	1	44	21-29-0	247	1	44	1	12	0	12	2	3	0	2	486
Sep 08	at Minnesota	24	87	0	22	24	212	2	45	24-34-2	212	2	45	3	43	0	21	0	0	0	0	299
Sep 15	at UCLA	52	150	4	15	22	270	1	45	22-33-0	270	1	45	0	0	0	0	1	-2	0	0	420
Sep 29	TOLEDO	38	186	2	22	24	368	4	55	24-32-1	368	4	55	2	31	0	18	1	18	0	18	554
Oct 06	at Nevada	24	30	1	8	20	241	2	69	20-28-0	241	2	69	1	37	0	37	0	0	0	0	271
Oct 13	WYOMING	33	104	2	26	22	287	2	35	22-32-0	287	2	35	1	18	0	18	2	15	0	9	391
Oct 20	at New Mexico	44	153	2	16	20	280	3	34	20-30-0	280	3	34	0	0	0	0	3	28	0	15	433
Oct 27	HAWAII	33	214	1	76	26	348	4	49	26-38-0	348	4	49	5	99	0	23	2	18	0	10	562
Nov. 3	at UNLV	34	192	4	37	26	274	2	23	26-35-1	274	2	23	1	18	0	18	1	21	0	21	466
Nov 09	at Boise State	28	107	1	26	24	283	1	38	24-35-0	283	1	38	3	54	0	19	0	0	0	0	390
Nov 17	SAN DIEGO STATE	43	123	2	13	17	267	1	86	17-24-0	267	1	86	1	22	0	22	3	-8	0	1	390
Nov 24	SAN JOSE STATE	36	198	1	33	20	317	2	45	20-29-0	317	2	45	2	72	0	65	2	4	0	7	515
Dec 01	at Boise State	33	118	1	29	20	170	1	32	20-32-0	170	1	32	3	58	0	29	0	0	0	0	288
Opponents		466	1901	28	76	286	3564	26	86	286-411-4	3564	26	86	23	464	0	65	17	97	0	21	5465
		469	1687	7	36	212	2523	14	75	212-416-17	2523	14	75	47	936	0	36	11	25	0	11	4210

Games: 13 • Avg/rush: 4.1 • Avg/catch: 12.5 • Pass effc: 161.36 • KR avg: 20.2 • PR avg: 5.7 • All purpose avg/game: 499.2 • Total offense avg/gm: 420.4

Date	Opponent	Tackles				Sacks no-yds	Fumble		Pass Defense			blkd kick	PAT Attempts			off		
		ua	a	total	tfl-yds		ff	fr-yds	int-yds	qbh	brup		kick	rush	rcv	saf	t/o	pts
Sep 01	IDAHO	29	26	55	4.0-18	1.0-6	1	2-0	5-57	3	4	2	10-11	0	0	0	38	79
Sep 08	at Minnesota	41	36	77	4.0-11	1.0-6	1	1-0	0-0	0	3	0	2-2	0	0	0	7	14
Sep 15	at UCLA	33	16	49	3.0-3	1.0-1	2	2-0	2-27	1	3	0	3-4	0	1	0	17	38
Sep 29	TOLEDO	41	25	66	9.0-48	5.0-40	1	0-0	1-38	1	5	0	7-7	0	0	0	7	49
Oct 06	at Nevada	49	33	82	9.0-33	4.0-28	0	0-0	3-43	0	8	0	3-3	0	0	0	0	21
Oct 13	WYOMING	23	42	65	2.0-6	1.0-1	0	0-0	1-1	5	9	0	3-4	0	0	0	0	27
Oct 20	at New Mexico	41	12	53	2.0-7	0.0-0	0	0-0	1-0	1	3	0	5-5	0	0	0	7	38
Oct 27	HAWAII	38	10	48	5.0-10	2.0-3	0	1-0	1-31	0	5	0	5-6	0	0	0	7	50
Nov. 3	at UNLV	45	32	77	5.0-25	2.0-6	0	0-0	1-39	3	6	1	6-6	0	0	0	7	48
Nov 09	at Boise State	41	46	87	4.0-8	1.0-3	0	0-0	1-33	0	2	0	2-2	0	0	0	3	17
Nov 17	SAN DIEGO STATE	24	26	50	4.0-10	1.0-6	0	0-0	0-0	4	5	0	2-3	0	0	0	0	23
Nov 24	SAN JOSE STATE	35	20	55	6.0-12	3.0-4	0	0-0	1-95	3	5	0	4-4	0	0	0	7	31
Dec 01	at Boise State	47	36	83	7.0-25	2.0-17	0	1-0	0-0	0	4	1	1-1	0	0	0	7	19
		487	360	847	64.0-216	24.0-121	5	7-0	17-364	21	62	4	53-58	0	1	0	107	454
Opponents		494	391	885	53.0-167	12.0-68	9	7-3	4-12	10	40	2	17-19	0	1	0	17	178

		Punting									Field Goals			Kickoffs				
Date	Opponent	no.	yds	avg	long	blkd	tb	fc	50+	i20	md-att	long	blkd	no.	yds	avg	tb	ob
Sep 01	IDAHO	2	91	45.5	53	0	0	1	1	1	1-2	33	0	12	695	57.9	5	1
Sep 08	at Minnesota	7	309	44.1	60	0	1	2	2	6	0-0	0	0	3	192	64.0	0	0
Sep 15	at UCLA	3	118	39.3	48	0	0	1	0	2	1-1	28	0	7	433	61.9	4	1
Sep 29	TOLEDO	4	143	35.8	45	0	0	1	0	2	0-1	0	0	8	502	62.8	2	1
Oct 06	at Nevada	9	428	47.6	72	0	2	2	4	3	0-0	0	0	4	213	53.2	1	0
Oct 13	WYOMING	5	206	41.2	51	0	0	3	1	4	0-0	0	0	5	320	64.0	2	0
Oct 20	at New Mexico	4	173	43.2	61	0	0	2	1	2	1-2	30	0	7	388	55.4	3	0
Oct 27	HAWAII	2	73	36.5	40	0	0	2	0	2	3-4	32	0	9	563	62.6	4	0
Nov. 3	at UNLV	3	122	40.7	45	0	0	1	0	1	2-2	47	0	9	457	50.8	0	0
Nov 09	at Boise State	4	159	39.8	52	0	0	1	1	1	1-3	47	1	3	185	61.7	0	0
Nov 17	SAN DIEGO STATE	6	249	41.5	55	0	0	4	1	3	1-2	25	0	5	307	61.4	0	0
Nov 24	SAN JOSE STATE	5	219	43.8	50	0	1	2	1	1	1-2	32	0	6	286	47.7	0	0
Dec 01	at Boise State	8	321	40.1	48	0	0	3	0	2	2-2	44	0	4	238	59.5	0	1
		62	2611	42.1	72	0	4	25	12	30	13-21	47	1	82	4779	58.3	21	4
Opponents		80	3386	42.3	74	1	6	29	16	20	11-19	53	2	44	2667	60.6	18	1



The Automated ScoreBook

Fresno State Opponent Game-by-Game (as of Dec 03, 2018)

All games

OPPONENT STATISTICS

		Rushing				Receiving				Passing				Kick Returns				Punt Returns				tot		
Date	Opponent	no.	yds	td	lg	no.	yds	td	lg	cmp	att	int	yds	td	lg	no.	yds	td	lg	no.	yds	td	lg	off
Sep 01	IDAHO	32	102	1	15	14	205	1	73	14	33	5	205	1	73	6	114	0	35	0	0	0	0	307
Sep 08	at Minnesota	45	132	2	11	16	175	0	25	16	26	0	175	0	25	3	65	0	23	0	0	0	0	307
Sep 15	at UCLA	31	119	1	16	10	151	1	45	10	24	2	151	1	45	2	30	0	16	1	4	0	4	270
Sep 29	TOLEDO	40	137	0	36	16	238	3	54	16	31	1	238	3	54	5	113	0	31	1	0	0	0	375
Oct 06	at Nevada	43	132	0	15	22	195	0	18	22	43	3	195	0	18	1	17	0	17	2	12	0	11	327
Oct 13	WYOMING	30	104	0	12	12	117	0	25	12	32	1	117	0	25	3	56	0	20	0	0	0	0	221
Oct 20	at New Mexico	33	148	0	19	15	132	1	26	15	32	1	132	1	26	3	25	0	24	1	3	0	3	280
Oct 27	HAWAII	26	88	0	18	20	286	2	50	20	35	1	286	2	50	5	103	0	28	0	0	0	0	374
Nov. 3	at UNLV	41	197	0	24	15	105	0	15	15	35	1	105	0	15	4	73	0	27	1	0	0	0	302
Nov 09	at Boise State	44	179	2	14	24	269	1	49	24	30	1	269	1	49	3	74	0	29	2	6	0	5	448
Nov 17	SAN DIEGO STATE	27	64	0	9	8	218	2	75	8	21	0	218	2	75	5	106	0	30	0	0	0	0	282
Nov 24	SAN JOSE STATE	22	60	0	11	25	307	2	73	25	43	1	307	2	73	4	82	0	36	0	0	0	0	367
Dec 01	at Boise State	55	225	1	34	15	125	1	29	15	31	0	125	1	29	3	78	0	34	3	0	0	0	350
		469	1687	7	36	212	2523	14	75	212	416	17	2523	14	75	47	936	0	36	11	25	0	11	4210
Fresno State		466	1901	28	76	286	3564	26	86	286	411	4	3564	26	86	23	464	0	65	17	97	0	21	5465

Games: 13 • Avg/rush: 3.6 • Avg/catch: 11.9 • Pass effic: 104.84 • KR avg: 19.9 • PR avg: 2.3 • All purpose avg/game: 398.7 • Total offense avg/gm: 323.8

		Tackles				Sacks	Fumble		Pass Defense			blkd	PAT Attempts			off		
Date	Opponent	ua	a	total	tfl-yds	no-yds	ff	fr-yds	int-yds	qbh	brup	kick	kick	rush	rcv	saf	t/o	pts
Sep 01	IDAHO	36	28	64	1.0-6	1.0-6	1	0-0	0-0	0	1	0	1-2	0	0	0	0	13
Sep 08	at Minnesota	34	30	64	6.0-13	0.0-0	1	0-0	2-0	0	2	0	1-1	0	1	0	0	21
Sep 15	at UCLA	53	30	83	4.0-16	1.0-9	1	2-0	0-0	1	4	0	2-2	0	0	0	14	14
Sep 29	TOLEDO	41	26	67	4.0-10	1.0-5	0	0-0	1-4	2	3	0	3-3	0	0	0	3	27
Oct 06	at Nevada	26	32	58	5.0-20	1.0-8	1	1-3	0-0	0	0	0	0-0	0	0	0	0	3
Oct 13	WYOMING	30	40	70	3.0-6	0.0-0	0	0-0	0-0	2	4	0	0-0	0	0	0	0	3
Oct 20	at New Mexico	46	22	68	3.0-14	1.0-4	0	0-0	0-0	0	3	0	1-1	0	0	0	0	7
Oct 27	HAWAII	46	17	63	1.0-1	0.0-0	0	0-0	0-0	0	5	0	2-2	0	0	0	0	20
Nov. 3	at UNLV	43	24	67	3.0-6	0.0-0	0	0-0	1-8	1	2	0	0-0	0	0	0	0	3
Nov 09	at Boise State	35	32	67	6.0-34	3.0-24	1	0-0	0-0	0	5	1	3-3	0	0	0	0	24
Nov 17	SAN DIEGO STATE	28	58	86	5.0-13	2.0-6	0	0-0	0-0	0	5	1	2-2	0	0	0	0	14
Nov 24	SAN JOSE STATE	42	18	60	4.0-8	0.0-0	2	2-0	0-0	4	2	0	1-1	0	0	0	0	13
Dec 01	at Boise State	34	34	68	8.0-20	2.0-6	2	2-0	0-0	0	4	0	1-2	0	0	0	0	16
		494	391	885	53.0-167	12.0-68	9	7-3	4-12	10	40	2	17-19	0	1	0	17	178
Fresno State		487	360	847	64.0-216	24.0-121	5	7-0	17-364	21	62	4	53-58	0	1	0	107	454

		Punting										Field Goals			Kickoffs					
Date	Opponent	no.	yds	avg	long	blkd	tb	fc	50+	i20	md-att	long	blkd	no.	yds	avg	tb	ob		
Sep 01	IDAHO	4	188	47.0	56	0	0	0	2	2	0-2	0	2	3	188	62.7	1	1		
Sep 08	at Minnesota	6	231	38.5	52	0	0	5	1	1	2-2	53	0	5	324	64.8	2	0		
Sep 15	at UCLA	6	291	48.5	70	0	0	3	2	2	0-0	0	0	3	195	65.0	3	0		
Sep 29	TOLEDO	5	214	42.8	48	0	0	3	0	0	2-3	46	0	6	374	62.3	4	0		
Oct 06	at Nevada	7	309	44.1	74	0	1	2	2	0	1-1	41	0	2	130	65.0	1	0		
Oct 13	WYOMING	7	259	37.0	46	0	0	3	0	2	1-1	44	0	2	108	54.0	1	0		
Oct 20	at New Mexico	8	377	47.1	61	0	1	1	3	1	0-0	0	0	2	130	65.0	2	0		
Oct 27	HAWAII	4	168	42.0	44	0	0	2	0	0	2-3	43	0	5	312	62.4	0	0		
Nov. 3	at UNLV	8	305	38.1	49	1	0	4	0	3	1-2	28	0	2	85	42.5	0	0		
Nov 09	at Boise State	2	69	34.5	43	0	1	0	0	1	1-2	35	0	5	315	63.0	2	0		
Nov 17	SAN DIEGO STATE	6	261	43.5	55	0	1	1	2	1	0-1	0	0	3	195	65.0	2	0		
Nov 24	SAN JOSE STATE	9	401	44.6	61	0	1	1	3	3	0-0	0	0	3	144	48.0	0	0		
Dec 01	at Boise State	8	313	39.1	55	0	1	4	1	4	1-2	23	0	3	167	55.7	0	0		
		80	3386	42.3	74	1	6	29	16	20	11-19	53	2	44	2667	60.6	18	1		
Fresno State		62	2611	42.1	72	0	4	25	12	30	13-21	47	1	82	4779	58.3	21	4		


2018 FRESNO STATE PARTICIPATION

#	Name	GP/GS	#	Name	GP/GS	#	Name	GP/GS
77	ABBS, Nick	13/3	7	GRIM, Derrion	13/1	28	OGLESBY, Bryson	4/-
79	AIBUEDEFE, Nick	6/-	82	HARDAWAY, D.	12/-	23	PARKER, Kevin	1/-
13	ALLEN, Justin	11/2	32	HARRIS, Romello	5/-	87	PARKER, Namani	10/-
9	ALLISON, J.	13/13	93	HAYNES, Jasad	10/9	17	PERRY, Deonte	2/-
90	ATKINS, Kevin	13/9	34	HELMUTH, George	13/12	27	POPE, Zane	1/-
7	BAILEY, James	13/13	41	HICKS, Dorrzel	13/-	55	POUND, Cody	1/-
4	BELL, Mike	13/13	33	HOKIT, Josh	12/1	2	QUICK, Michiah	7/4
94	BELONY, Patrick	13/5	23	HUGHES, Juju	13/13	10	REYNA, Jorge	11/-
71	BIEN-AIME, M.	1/-	62	HUGHES, Logan	13/8	16	RICE, Jared	13/13
26	BOETANG, Matt	13/1	98	IAKOPO, Keiti	13/3	29	RICE, Justin	4/-
51	BOYER, Markus	13/13	80	JAVERNICK, G.	13/-	89	RIDDERING, Kyle	13/6
35	BROWN, Chris	1/-	96	JEANNITON, K.	2/-	20	RIVERS, Ronnie	10/5
14	BRYANT, Jaron	13/13	18	JOHNSON, Isaiah	10/-	59	SMITH, Matt	12/-
72	BULL, Dontae	7/1	3	JOHNSON, KeeSea	13/13	22	SOECHTING, T.	13/-
26	BURT, Brian	6/-	24	JOHNSON, S.	12/-	73	ST. ANDREW, M.	13/13
42	CAGE, Richard	1/-	33	JONES, Kwami	13/9	36	SUTTON, Cam	12/-
25	COLEMAN JR., S.	1/-	1	JORDAN, Jamire	13/12	88	TANGIPA, David	13/-
8	COLEMAN, Chris	9/-	6	KELLY, Anthoula	13/11	44	TATUM III, L.	10/-
58	CRONK, C.	13/13	11	KING JR., S.	1/-	65	TUITELE, Syrus	11/11
47	CUSICK, Blake	13/-	13	MAFI, Kesomi	4/-	75	TUPUOLA, Zelan	1/-
19	DALENA, Frank	2/-	38	MAFI, Maamaloa	13/-	30	TYLER, Messiah	12/-
1	DEGRUY, Damien	3/-	99	MCCOY, Ricky	12/-	3	WALKER, Mykal	13/13
5	ELIMA-JEUNE, P.	11/-	6	MCMARYION, M.	13/13	53	WESTBERRY, J.	13/-
8	FREE, Wylan	13/2	27	MILTON, Ka'Lonn	6/-	54	WILLIAMS JR., P.	1/-
57	FUAMATU, Jace	2/-	22	MIMS, Jordan	12/5	66	WOODLEY, Quireo	3/1
37	FULLER, Asa	13/-	15	MOSBY, Arron	12/-	31	WRIGHT, Andrew	13/-
28	GAGNON, Kenny	10/-	52	MUTI, Netane	2/2			
2	GASTON, Chris	13/-	5	NDOH, Emeka	6/4			
84	GRAYSON JR., A.	3/-	11	O'NEAL, Dejonte	12/3			

2018 GAME-BY-GAME OFFENSIVE STARTERS

DATE	OPPONENT	LT	LG	C	RG	RT	QB	RB	WR	WR	WR	TE
9/1	Idaho	Muti	Cronk	St. Andrew	Boyer	Tuitele	McMaryion	Mims	K. Johnson	Jordan	Quick	Rice
9/8	at Minnesota	Muti	Cronk	St. Andrew	Boyer	Tuitele	McMaryion	O'Neal	K. Johnson	Jordan	Quick	Rice
9/15	at UCLA	Cronk	Abbs	St. Andrew	Boyer	Tuitele	McMaryion	Mims	K. Johnson	Jordan	Allen	Rice
9/29	Toledo	Cronk	Abbs	St. Andrew	Boyer	Tuitele	McMaryion	Mims	K. Johnson	Jordan	Riddering (TE)	Rice
10/6	at Nevada*	Cronk	Abbs	St. Andrew	Boyer	Tuitele	McMaryion	O'Neal	K. Johnson	Jordan	Riddering (TE)	Rice
10/13	Wyoming*	Cronk	Hughes	Boyer	St. Andrew	Tuitele	McMaryion	Mims	K. Johnson	Jordan	Allen	Rice
10/20	at New Mexico*	Cronk	Hughes	Boyer	St. Andrew	Tuitele	McMaryion	Hokit	K. Johnson	Grim	Riddering (TE)	Rice
10/27	Hawaii*	Cronk	Hughes	Boyer	St. Andrew	Bull	McMaryion	Rivers	K. Johnson	Jordan	Riddering (TE)	Rice
11/3	at UNLV	Cronk	Hughes	Boyer	St. Andrew	Woodley	McMaryion	Rivers	K. Johnson	Jordan	Quick	Rice
11/9	at Boise State*	Cronk	Hughes	Boyer	St. Andrew	Tuitele	McMaryion	Rivers	K. Johnson	Jordan	Riddering (TE)	Rice
11/17	San Diego State*	Cronk	Hughes	Boyer	St. Andrew	Tuitele	McMaryion	Rivers	K. Johnson	Jordan	Riddering (TE)	Rice
11/24	San Jose State*	Cronk	Hughes	Boyer	St. Andrew	Tuitele	McMaryion	Mims	K. Johnson	Jordan	O'Neal	Rice
12/1	at Boise State#	Cronk	Hughes	Boyer	St. Andrew	Tuitele	McMaryion	Rivers	K. Johnson	Jordan	Quick	Rice

2018 GAME-BY-GAME DEFENSIVE STARTERS

DATE	OPPONENT	DE	DT	DT	DE	LB	LB	LB	CB	FS	SS	CB
9/1	Idaho	Walker	Haynes	Atkins	Ndoh	Helmuth	Allison	Bailey	Bryant	Bell	J. Hughes	Free
9/8	at Minnesota	Walker	Haynes	Atkins	Ndoh	Helmuth	Allison	Bailey	Bryant	Bell	J. Hughes	Kelly
9/15	at UCLA	Walker	Haynes	Atkins	Ndoh	Helmuth	Allison	Bailey	Bryant	Bell	J. Hughes	Kelly
9/29	Toledo	Walker	Haynes	Atkins	Ndoh	Helmuth	Allison	Bailey	Bryant	Bell	J. Hughes	Kelly
10/6	at Nevada*	Walker	Haynes	Atkins	Jones	Helmuth	Allison	Bailey	Bryant	Bell	J. Hughes	Kelly
10/13	Wyoming*	Walker	Belony	Atkins	Jones	Helmuth	Allison	Bailey	Bryant	Bell	J. Hughes	Kelly
10/20	at New Mexico*	Walker	Haynes	Belony	Jones	Helmuth	Allison	Bailey	Bryant	Bell	J. Hughes	Kelly
10/27	Hawaii*	Walker	Haynes	Atkins	Jones	Free (Nickel)	Allison	Bailey	Bryant	Bell	J. Hughes	Kelly
11/3	at UNLV	Walker	Haynes	Atkins	Jones	Helmuth	Allison	Bailey	Bryant	Bell	J. Hughes	Kelly
11/9	at Boise State*	Walker	Haynes	Atkins	Jones	Helmuth	Allison	Bailey	Bryant	Bell	J. Hughes	Kelly
11/17	San Diego State*	Walker	Belony	Iakopo	Jones	Helmuth	Allison	Bailey	Bryant	Bell	J. Hughes	Boateng
11/24	San Jose State*	Walker	Belony	Iakopo	Jones	Helmuth	Allison	Bailey	Bryant	Bell	J. Hughes	Kelly
12/1	at Boise State#	Walker	Belony	Iakopo	Jones	Helmuth	Allison	Bailey	Bryant	Bell	J. Hughes	Kelly



TURNOVERS YEAR-BY-YEAR - SINCE 2009

2018 - Fresno State Record: 11-2

Fresno State					Opponents				
Date	Opponent	Sacks	FR	INT	Turnovers Gained	Sacks	FR	INT	Turnovers Lost
9/1	Idaho	1-6	2	5	7	1-6	0	0	0
9/8	at Minnesota	1-6	1	0	1	0-0	0	2	2
9/15	at UCLA	1-1	2	2	4	1-9	2	0	2
9/29	Toledo	5-40	0	1	1	1-5	0	1	1
10/6	at Nevada	4-28	0	3	3	1-8	1	0	1
10/13	Wyoming	1-1	0	1	1	0-0	0	0	0
10/20	at New Mexico	0-0	0	1	1	1-4	0	0	0
10/27	Hawai'i	2-3	1	1	2	0-0	0	0	0
11/3	at UNLV	1-5	0	1	1	0-0	0	1	1
11/9	at Boise State	1-3	0	1	1	3-24	0	0	0
11/17	San Diego State	1-6	0	0	0	3-7	0	0	0
11/24	San Jose State	3-4	0	1	1	0-0	2	0	2
12/1	Boise State*	2-17	1	0	1	2-6	2	0	2
Totals	13 Games	21-99	6	16	22	11-63	5	3	8

NATIONAL RANKINGS

Sacks: 94

Fumble Recoveries: 75

Passes Intercepted: 5

Turnovers Gained: 12

Turnover Margin: 6

NATIONAL RANKINGS

Sacks Allowed: 8

Fumbles Lost: 37

INTs Thrown: 4

Turnovers Lost: 7

Turnover Margin: 6

2017 - Fresno State Record: 10-4

Fresno State					Opponents				
Date	Opponent	Sacks	FR	INT	Turnovers Gained	Sacks	FR	INT	Turnovers Lost
9/2	Incarinate Word	2-20	1	1	2	0-0	0	0	0
9/9	at Alabama	1-8	0	0	0	2-9	0	1	1
9/16	at Washington	1-6	2	0	2	1-7	0	1	1
9/30	Nevada	3-23	0	3	3	1-7	2	1	3
10/7	at San Jose State	4-24	2	2	4	0-0	0	0	0
10/14	New Mexico	2-8	1	1	2	1-3	1	0	1
10/21	at San Diego St.	5-30	1	0	1	0-0	0	0	0
10/28	UNLV	0-0	0	0	0	1-8	1	0	1
11/4	BYU	2-12	1	0	1	0-0	0	0	0
11/11	at Hawai'i	5-29	1	1	2	0-0	0	2	2
11/18	at Wyoming	1-6	2	0	2	1-6	1	0	1
11/25	Boise State	2-20	0	0	0	0-0	0	0	0
12/2	at Boise State*	4-13	0	0	0	2-12	0	1	1
12/24	Houston	2-10	1	1	2	1-7	1	1	2
Totals	14 Games	34-209	12	9	21	10-69	6	7	13

NATIONAL RANKINGS

Sacks: 33

Fumble Recoveries: 14

Passes Intercepted: 86

Turnovers Gained: 50

Turnover Margin: 25

NATIONAL RANKINGS

Sacks Allowed: 5

Fumbles Lost: 16

INTs Thrown: 13

Turnovers Lost: 9

Turnover Margin: 25

2016 - Fresno State Record: 1-11

Fresno State					Opponents				
Date	Opponent	Sacks	FR	INT	Turnovers Gained	Sacks	FR	INT	Turnovers Lost
9/3	at Nebraska	0-0	0	0	0	4-21	0	2	2
9/10	Sacramento St.	3-11	0	2	2	2-19	1	1	2
9/17	at Toledo	0-0	0	0	0	5-35	0	0	0
9/24	Tulsa	4-34	1	1	2	2-9	1	1	2
10/1	at UNLV	0-0	0	0	0	2-20	0	1	1
10/8	at Nevada	1-15	1	0	1	1-4	2	0	2
10/14	San Diego St.	1-1	0	0	0	2-12	0	3	3
10/22	at Utah St.	0-0	0	0	0	1-6	0	0	0
10/28	Air Force	1-6	1	0	1	2-11	0	4	4
11/5	at Colorado St.	0-0	0	0	0	5-26	0	1	1
11/19	Hawai'i	2-15	0	1	1	1-6	0	0	0
11/26	San Jose St.	2-12	1	1	2	4-17	1	0	1
Totals	12 Games	14-94	4	5	9	31-186	5	13	18

NATIONAL RANKINGS

Sacks: T-117

Fumble Recoveries: T-116

Passes Intercepted: T-117

Turnovers Gained: T-126

Turnover Margin: T-117

NATIONAL RANKINGS

Sacks Allowed: T-96

Fumbles Lost: T-12

INTs Thrown: T-88

Turnovers Lost: T-47

Turnover Margin: T-117

2015 - Fresno State Record: 3-9

Fresno State					Opponents				
Date	Opponent	Sacks	FR	INT	Turnovers Gained	Sacks	FR	INT	Turnovers Lost
9/3	Abilene Christian	5-30	0	2	2	0-0	1	2	3
9/12	at No. 14 Ole Miss	1-8	2	1	3	1-15	1	3	4
9/19	No. 21 Utah	0-0	2	1	3	1-5	2	0	2
9/26	at San Jose St.	6-35	1	0	1	2-19	0	1	1
10/3	at San Diego St.	3-25	1	0	1	3-27	0	0	0
10/10	Utah State	2-13	1	0	1	5-25	1	3	4
10/16	UNLV	6-24	0	0	0	0-0	1	0	1
10/24	at Air Force	0-0	1	0	1	2-9	0	1	1
11/5	Nevada	2-18	0	1	1	3-20	1	3	4
11/14	at Hawai'i	2-13	1	3	4	3-16	0	0	0
11/21	at BYU	1-5	2	0	2	4-26	0	3	3
11/28	Colorado St.	0-0	0	1	1	2-16	0	0	0
Totals	12 Games	28-171	11	9	20	24-152	7	16	23

NATIONAL RANKINGS

Sacks: T-29

Fumble Recoveries: T-7

Passes Intercepted: T-79

Turnovers Gained: T-50

Turnover Margin: T-93

NATIONAL RANKINGS

Sacks Allowed: T-73

Fumbles Lost: T-54

INTs Thrown: T-118

Turnovers Lost: T-113

Turnover Margin: T-93

2014 - Fresno State Record: 6-8

Fresno State					Opponents				
Date	Opponent	Sacks	FR	INT	Turnovers Gained	Sacks	FR	INT	Turnovers Lost
8/30	at USC	0-0	2	0	2	1-10	0	4	4
9/6	at Utah	2-11	0	0	0	7-34	1	0	1
9/13	Nebraska	0-0	1	0	1	4-29	0	0	0
9/20	Southern Utah	4-10	1	1	2	0-0	0	1	1
9/26	at New Mexico	2-14	0	0	0	3-24	1	1	2
10/3	San Diego State	2-12	1	2	3	3-7	1	1	2
10/10	at UNLV	5-13	0	1	1	1-1	1	2	3
10/17	at Boise State	2-10	1	0	1	5-22	0	1	1
11/1	Wyoming	1-6	1	0	1	2-6	0	2	2
11/8	San Jose State	0-0	1	2	3	1-5	1	1	2
11/22	at Nevada	3-24	3	1	4	3-20	1	1	2
11/29	Hawai'i	6-34	0	2	2	2-17	0	2	2
12/6	at Boise State *	1-5	0	0	0	4-24	0	3	3
12/24	vs. Rice!	2-14	0	0	0	4-24	0	2	2
Totals	14 Games	30-153	11	9	20	40-223	6	21	27

NATIONAL RANKINGS

Sacks: 65

Fumble Recoveries: T-38

Passes Intercepted: T-91

Turnovers Gained: T-55

Turnover Margin: T-103

NATIONAL RANKINGS

Sacks Allowed: T-105

Fumbles Lost: T-19

INTs Thrown: 123

Turnovers Lost: T-109

Turnover Margin: T-103

2013 - Fresno State Record: 11-2

Fresno State					Opponents				
Date	Opponent	Sacks	FR	INT	Turnovers Gained	Sacks	FR	INT	Turnovers Lost
8/29	Rutgers	1-10	1	1	2	1-4	2	1	3
9/7	Cal Poly	1-10	1	0	1	0-0	1	0	1
9/14	at Colorado	GAME CANCELED (FLOODING)							
9/20	Boise State	4-19	1	1	2	1-2	0	0	0
9/28	at Hawai'i	7-46	0	2	2	1-1	3	2	5
10/5	at Idaho	6-41	1	4	5	0-0	1	2	3
10/19	UNLV	3-12	0	0	0	0-0	0	1	1
10/26	at San Diego St.	2-12	1	1	2	2-22	0	0	0
11/2	Nevada	3-18	0	1	1	2-14	1	0	1
11/9	at Wyoming	1-8	1	1	2	1-9	0	0	0
11/23	New Mexico	3-25	0	0	0	0-0	0	0	0
11/29	at San Jose St.	0-0	2	0	2	0-0	0	1	1
12/7	Utah State*	8-49	0	2	2	3-19	3	2	5
12/21	vs. USC!	1-17	1	1	2	0-0	0	1	1
Totals	13 Games	40-250	9	14	23	12-72	11	10	21

NATIONAL RANKINGS

Sacks: 6

Fumble Recoveries: T-56

Passes Intercepted: T-40

Turnovers Gained: T-47

Turnover Margin: T-48

NATIONAL RANKINGS

Sacks Allowed: 6

Fumbles Lost: T-84

Interceptions Thrown: T-35

Turnovers Lost: T-57

Turnover Margin: T-48

2012 - Fresno State Record: 9-4

Fresno State					Opponents				
Date	Opponent	Sacks	FR	INT	Turnovers Gained	Sacks	FR	INT	Turnovers Lost
9/1	Weber State	4-17	0	1	1	1-13	0	0	0
9/8	at No. 4 Oregon	3-34	3	0	3	3-16	0	0	0
9/15	Colorado	4-24	0	4	4	0-0	1	1	2
9/22	at Tulsa	0-0	0	3	3	2-13	2	0	2
9/29	San Diego St.	5-35	2	3	5	1-9	2	2	4
10/6	at Colorado St.	4-29	1	1	2	2-18	0	0	0
10/13	at Boise St.	1-0	0	1	1	3-21	1	1	2
10/20	Wyoming	1-8	0	2	2	2-15	2	0	2
10/27	at New Mexico	1-4	1	1	2	2-11	0	1	1
11/3	Hawai'i	5-19	2	1	3	3-21	0	1	1
11/10	at Nevada	3-26	2	2	4	1-7	1	0	1
11/24	Air Force	3-15	2	1	3	1-7	1	0	1
12/24	SMU!	5-24	0	2	2	7-53	2	2	4
Totals	13 games	40-239	13	22	35	29-207	12	8	20

NATIONAL RANKINGS

Sacks: 9

Fumble Recoveries: T-27

Passes Intercepted: 3

Turnovers Gained: 5

Turnover Margin: T-7

NATIONAL RANKINGS

Sacks Allowed: T-46

Fumbles Lost: T-77

Interceptions Thrown: T-28

Turnovers Lost: T-46

Turnover Margin: T-7

2011 - Fresno State Record: 4-9

Fresno State



INDIVIDUAL GAME HIGHS

PASSING

Name	Attempts		Completions		Yards		Career 300-Yard Passing Games
	2018	Career	2018	Career	2018	Career	
Marcus McMaryion	35 (at Boise State)	48 (*17vs. Houston)	24 (2x)	33 (*17 vs. Houston)	368 (Toledo)	Same	4
Jorge Reyna	7 (Hawai'i)	Same	5 (Hawai'i)	Same	64 (Hawai'i)	Same	--
Name	Longest Pass		TDs		INTs		
	2018	Career	2018	Career	2018	Career	
Marcus McMaryion	86 (San Diego State)	Same	4 (2x)	4 (3x)	1 (2x)	2 (*17 at Hawai'i)	
Jorge Reyna	36 (Hawai'i)	Same	1 (Idaho)	Same	--	--	

RUSHING

Name	Attempts		Yards		TDs		Longest Career Run	100-Yd Games
	2018	Career	2018	Career	2018	Career		
Derrion Grim	2 (2x)	Same	24 (at UNLV)	Same	1 (at UNLV)	Same	24 (at UNLV)	--
Josh Hokit	12 (2x)	21 (*17 at Wyoming)	59 (Toledo)	97 (*16 Hawai'i)	--	3 (*17 at SDSU)	26 (*17 at SDSU)	--
Saeveion Johnson	10 (Idaho)	Same	47 (at UNLV)	Same	2 (Idaho)	Same	37 (at UNLV)	--
Marcus McMaryion	9 (2x)	9 (*17 UNLV)	53 (Wyoming)	Same	4 (at UCLA)	Same	57 (*17 UNM)	--
Jordan Mims	21 (at UCLA)	21 (2x)	85 (at UCLA)	112 (*17 at SDSU)	3 (Idaho)	Same	24 (*17 UNM)	1
Dejonte O'Neal	6 (at Nevada)	5 (5x)	45 (Idaho)	Same	1 (Idaho)	1 (2x)	26 (Idaho)	--
Ronnie Rivers	22 (San Diego State)	Same	125 (Hawai'i)	Same	2 (at New Mexico)	2 (2x)	76 (Hawai'i)	2

RECEIVING

Name	Receptions		Yards		TDs		Longest Career Reception	100-Yd Games
	2018	Career	2018	Career	2018	Career		
Justin Allen	3 (at Minnesota)	2 (*17 UIW)	14 (at Minnesota)	51 (*17 UIW)	--	1 (*17 UIW)	45 (*17 UIW)	--
Derrion Grim	4 (2x)	4 (2x)	57 (at Boise State)	69 (*17 Nevada)	1 (2x)	1 (3x)	63 (*17 Nevada)	--
Josh Hokit	2 (2x)	3 (*17 Nevada)	22 (at Boise State)	27 (*17 UNM)	--	--	27 (*17 UNM)	--
KeeSean Johnson	10 (San Diego State)	10 (2x)	173 (San Jose State)	Same	2 (2x)	3 (2x)	81 (*17 Boise State)	10
Jamire Jordan	4 (at Minnesota)	10 (*16 at Utah St.)	94 (San Diego State)	115 (*16 Air Force)	--	2 (*17 UNM)	86 (San Diego State))	5
Dejonte O'Neal	4 (Hawai'i)	4 (2x)	58 (Hawai'i)	Same	--	--	31 (Hawai'i)	--
Michiah Quick	5 (2x)	Same	49 (at UNLV)	Same	1 (at Boise State)	Same	18 (at UNLV)	--
Jared Rice	7 (Wyoming)	Same	98 (at Nevada)	Same	1 (2x)	1 (6x)	69 (at Nevada)	--
Kyle Riddering	2 (3x)	3 (*16 at Utah St.)	19 (at UCLA)	21 (*17 UNLV)	1 (3x)	1 (4x)	21 (*17 UNLV)	--
Ronnie Rivers	7 (at Boise State)	Same	69 (at New Mexico)	Same	1 (2x)	1 (3x)	34 (Wyoming)	--
Cam Sutton	1 (3x)	Same	20 (Wyoming)	Same	--	--	20 (Wyoming)	--
David Tangipa	1 (3x)	1 (4x)	7 (Idaho)	Same	1 (Wyoming)	1 (2x)	7 (Idaho)	--

DEFENSE

Name	Tackles		TFL		Sacks		INT	FF
	2018	Career	2018	Career	2018	Career		
Jeff Allison	17 (at Nevada)	Same	1.0 (2x)	1.0 (7x)	0.5 (at Nevada)	1.0 (2x)	2 (at Minn)	1 (2x)
Kevin Atkins	6 (Toledo)	Same	1.0 (3x)	1.0 (3x)	--	--	--	--
James Bailey	10 (at Nevada)	Same	2.5 (at Nevada)	Same	1.0 (2x)	Same	1 (Idaho)	1 (*17 UNM)
Mike Bell	11 (at Minnesota)	Same	2.0 (San Jose State)	Same	--	1 (4x)	1 (*17 BYU)	--
Patrick Belony	2 (3x)	3 (*16 SDSU)	1.0 (San Jose State)	Same	1.0 (San Jose State)	Same	--	--
Jaron Bryant	6 (at Boise State)	9 (*17 at Boise State)	1.0 (2x)	1.0 (3x)	--	--	2 (*17 Nevada)	1 (at UCLA)
Jasad Haynes	5 (Idaho)	Same	3.0 (Idaho)	Same	1.0 (2x)	Same	--	1 (Idaho)
George Helmuth	11 (at Nevada)	11 (2x)	2.0 (Toledo)	2.0 (3x)	2.0 (Toledo)	2.0 (2x)	--	1 (*17 at UW)
Juju Hughes	11 (at UNLV)	11 (2x)	--	2.0 (2x)	--	1.0 (*17 at SJSU)	1 (3x)	1 (*17 at SJSU)
Keiti Iakopo	9 (at Boise State)	Same	1.0 (at Boise State)	Same	0.5 (at Nevada)	Same	--	--
Isaiah Johnson	3 (2x)	Same	2.0 (at UNLV)	Same	1.0 (2x)	Same	--	--
Kwami Jones	4 (Wyoming)	Same	1.0 (2x)	1.0 (3x)	1.0 (2x)	1.0 (3x)	--	--
Tank Kelly	9 (at Boise State)	Same	--	1.0 (3x)	--	--	2 (Idaho)	--
Maamaloa Mafi	3 (at New Mexico)	Same	--	--	--	--	--	--
Kesomi Mafi	3 (2x)	Same	--	--	--	--	--	--
Ricky McCoy	2 (2x)	Same	--	--	--	--	--	--
Ka'Lonn Milton	2 (2x)	3 (2x)	--	--	--	--	--	--
Arron Mosby	3 (at UNLV)	Same	2.0 (at UNLV)	Same	--	--	1 (SJSU)	--
Trent Soechting	3 (at UNLV)	10 (*16 Air Force)	--	1.0 (*16 at Nebraska)	--	--	--	--
Leevel Tatum III	3 (at UNLV)	Same	--	--	--	--	1 (Idaho)	--
Mykal Walker	12 (at Boise State)	Same	3.5 (Hawai'i)	Same	1.0 (4x)	Same	1 (Toledo)	2 (2x)
Andrew Wright	2 (at Boise State)	Same	1.0 (at Nevada)	Same	--	--	--	--



THE LAST TIME

A Bulldog Player Had... RUSHING

300+ yards rushing:

Never

250-299 yards rushing:

261, Robbie Rouse at Nevada (11/10/12)

200-249 yards rushing:

217, Robbie Rouse vs. Nevada (11/13/10)

150-199 yards rushing:

169, Dontel James at Nevada (10/8/16)

100 yard rushing game by a quarterback:

142, Bill Yancy, at McNeese State (9/9/78)

Back-to-back 200-yard rushing games:

Robbie Rouse, 11/6/10-11/13/10

Five+ consecutive 100-yard rushing games:

9 games, Ryan Matthews, 9/5-11/7/09

Four consecutive 100-yard rushing games:

Marteze Waller, 10/10-11/8/14

2 rushers with 100 yards:

Marteze Waller (145) & Josh Quezada (112)
vs. San Jose State (11/8/14)

90+ yard rushing play:

94, Robbie Rouse vs. Colorado (9/15/12) - TD

80-89 yard rushing play:

80, Lonyae Miller vs. Hawai'i (10/4/08)

70-79 yard rushing play:

76, Ronnie Rivers vs. Hawai'i (10/27/18)

60-69 yard rushing play:

66, Brian Burrell vs. Nebraska (9/13/14) - TD

40+ rushing attempts:

43, Robbie Rouse at La Tech (11/6/10)

30-39 rushing attempts:

36, Robbie Rouse at Nevada (11/10/12)

2 rushers with 2 TDs:

Jordan Mims (3), Saevion Johnson (2) vs.
Idaho (9/1/18)

5 TDs rushing:

Don Driscoll vs. Cal State-Los Angeles (10/2/54)

4 TDs rushing:

Michael Pittman at San Jose State (11/15/97)

3 TDs rushing:

Jordan Mims vs. Idaho (9/1/18)

4 TDs rushing by a quarterback:

Marcus McMaryion vs. at UCLA (9/15/18)

3 TDs rushing by a quarterback:

Trent Dilfer vs. UNLV (10/26/91)

2 TDs rushing by a quarterback:

Marcus McMaryion vs. Wyoming (10/13/18)

RECEIVING

200+ yards receiving:

264, Davante Adams at San Jose St. (11/29/13)

150-199 yards receiving:

173, KeeSean Johnson vs. San Jose St. (11/24/18)

2 receivers with 100 yards receiving:

Jordan Mims (126), KeeSean Johnson (102)
vs. Toledo (9/29/18)

3 receivers with 100 yards receiving:

Davante Adams (246), Josh Harper (161),
Isaiah Burse (112) vs. New Mexico (11/23/13)

90+ yard pass play:

97, Isaiah Burse from Derek Carr vs. Colorado
(9/15/12) - TD

80-89 yard pass play:

86, Jamire Jordan from Marcus McMaryion
vs. San Diego State (11/17/18) - TD

70-79 yard pass play:

75, KeeSean Johnson from Marcus McMaryion
vs. New Mexico (10/14/17)

60-69 yard pass play:

69, Jared Rice from Marcus McMaryion
at Nevada (10/6/18)

50-59 yard pass play:

55, Jordan Mims from Marcus McMaryion vs.
Toledo (9/29/18)

10-14 receptions:

KeeSean Johnson (10) vs. San Diego State (11/17/18)

15+ or more receptions:

Isaiah Burse (17) vs. Utah State (12/7/13)

2+ receivers with 10 or more catches:

Davante Adams (13), Isaiah Burse (10)
at San Jose St. (11/29/13)

2 receivers with 2 TDs:

Davante Adams (4), Josh Harper (3)
vs. New Mexico (11/23/13)

A TE with two TDs:

Chad Olsen (2) at UNLV (10/10/14) & vs. ACU (9/3/15)

3+ TDs receiving:

KeeSean Johnson (3) vs. Nevada (9/30/17)

Back-to-back games with 2+ TDs receiving:

Davante Adams

11/23/13 vs. UNM (4), 11/29/13 (3) at SJSU

Back-to-back 100-yard plus receiving games:

Davante Adams (3),
11/23/13 (246) -11/29/13 (264) - 12/7/13 (168)

Back-to-back 200-yard plus receiving games:

Davante Adams
11/23/13 vs. UNM (246), 11/29/13 at SJSU (264)

Had three consec. 100-yard plus receiving games:

Davante Adams, 11/23/13 (246) -11/29/13 (264) -
12/7/13 (168)

Five receivers with TDs:

D. Scott (2), J. Jordan (1), J. Blandin (1),
C. Olsen (1), M. Waller at Hawai'i (11/14/15)

Four receivers with TDs:

J. Jordan (1), (1), J. Rice (1), J. Mims (1),
D. Grim (1) vs. Hawai'i (10/27/18)

Three receivers with TDs:

KeeSean Johnson (2), Jordan Mims (1),
Kyle Riddering (1) vs. Toledo (9/29/18)

Caught a TD in six-straight games:

Davante Adams (9 games), 10/5/13-12/21/13

An OL caught a pass:

Adam McDowell (3 yards) at No. 8 Boise State
(11/28/08)

PASSING

500-plus yards passing:

519, Derek Carr at San Jose St. (11/29/13)

400-499 yards passing:

404, Derek Carr vs. Utah State (12/7/13)

3+ Consecutive 300+ passing games:

Derek Carr (5), 11/2/13-12/7/13

Back-to-back 500-yard plus passing games:

Derek Carr,
vs. UNM (522) 11/22/13, at SJSU (519) 11/29/13
7 TDs passing: Derek Carr vs. New Mexico (11/23/13)*
6 TDs passing: Zack Greenlee at Hawai'i (11/14/15)
5 TDs passing: Derek Carr at Idaho (10/5/13)
4 TDs passing: Marcus McMaryion vs. Hawai'i (10/27/18)
Back-to-back games with 4+ TD passes:
Derek Carr (three games)
at Wyoming (4), vs. New Mexico (7), SJSU (6)
11/9/13-11/29/2013

Three 50+ yard TD passes in the same game:

Derek Carr 59 yards to Davante Adams, 57 yards
to Davante Adams, 59 yards to Josh Harper
vs. New Mexico (11/23/13)

Two 50+ yard TD passes in the same game:

Derek Carr 97 yards to Isaiah Burse & 60 yards
to Davante Adams vs. Colorado (9/15/12)

Two 50+ yard TD passes in the same quarter:

Derek Carr, 59 yards to Davante Adams & 59 yards
to Josh Harper vs. New Mexico (11/23/13) - 3rd Qtr.

Three Quarterbacks throw TD in same game:

B. Burrell (2), B. Connette (1), Z. Greenlee (1)
vs. Southern Utah (9/20/14)

50+ pass attempts:

59, Brian Burrell vs. Nebraska (9/13/14)

40-49 pass attempts:

48, Marcus McMaryion vs. Houston (12/24/17)

40+ pass completions

52*, Derek Carr vs. Rutgers (8/29/13)

30-39 pass completions

33, Marcus McMaryion vs. Houston (12/24/17)

DEFENSE

15+ tackles: 17, Jeff Allison at Nevada (10/6/18)

12-14 tackles: 12, Allison/Walker at Boise State (12/1/18)

10+ tackles by a DL:

14, Tyler Davison at UNLV (10/10/14)

3+ sacks:

3.0, Tobenna Okeke at Hawai'i (11/11/17)

4.5+ tackles for a loss:

4.5, Ejiro Ederaine at San Diego St. (10/26/13)

4.0 tackles for a loss:

4.0, Ejiro Ederaine at Boise St.-MWC Game (12/6/14)

3 interceptions:

Phillip Thomas vs. Colorado (9/15/12)

2 interceptions:

Jeff Allison vs. at UCLA (9/15/18)

Interception return for TD

Arron Mosby (95 yards) vs. San Jose State (11/24/18)

Two interception returns for TD

*Phillip Thomas (16 & 43 yards) vs. Colorado
(9/15/12)

Two players with interception returns for TDs

Patrick Su'a (20) and Tristan Okpalauugo (21)
at Tulsa (9/22/12)

Fumble recovery for TD:

Ejiro Ederaine (*78 yards)
at San Diego St. (10/26/13)

Two players with fumble recoveries for TDs:

Tyler Davison (0 yards), Travis Brown (26 yards)
at Nevada (11/10/12)

Recovered two fumbles in a game:

Ben Jacobs vs. Louisiana Tech (11/21/09)

Forced three fumbles in a game:

Ben Jacobs vs. Louisiana Tech (11/29/09)

Forced & recovered a fumble in the same game:

Jasad Haynes vs. Idaho (9/1/18)

Scored on a safety:

Malik Forrester vs. Boise State (11/25/17)

SPECIAL TEAMS

Blocked a field goal:

Tank Kelly vs. Idaho (9/1/18)
Mykal Walker vs. Idaho (9/1/18)

Returned a blocked field goal for a touchdown:

Jaron Bryant (74 yards) vs. Idaho (9/1/18)
Jaron Bryant (71 yards) vs. Idaho (9/1/18)

Blocked a PAT: Matt Boateng at Boise State (12/1/18)

Blocked 2 PATs in a game:

Cody Wichmann vs. California (9/3/11)

Returned a PAT for Two Points:

Charles Washington vs. San Diego State (9/29/12)

Blocked a punt:

Mykal Walker at UNLV (11/3/18)

Returned a blocked punt for a touchdown:

T.J. Thomas (9 yards) vs. San Jose State (11/8/14)

Returned a field goal attempt for a touchdown:

Jamire Jordan (100 yards) vs. Hawai'i (10/27/18)

Returned a kickoff for a TD:

A.J. Jefferson (92 yards) vs. Nevada (11/7/08)

Returned an opening kickoff for a TD:

Has not happened in last 10 seasons

Recovered an onside kick attempt:

Michael Martens vs. Utah (9/19/15)

Returned a punt for a TD:

Isaiah Burse (2, 61/58 yards) vs. Cal Poly (9/7/13)

Returned 2 punts for TD in same game:

Isaiah Burse (61 & 58 yards) vs. Cal Poly (9/7/13)

Made 4 FGs in a Game:

Jimmy Camacho vs. Houston (12/24/17)

Kicked a field goal of 55+ yards

*58, Kevin Goessling at Utah State (10/25/08)

Kicked a field goal of 50-54 yards

50, Jimmy Camacho vs. San Jose State (10/7/17)

TOTAL OFFENSE/ALL-PURPOSE

500 yards total offense:

551, Derek Carr at San Jose St. (11/29/13)

400-499 yards total offense:

482, Derek Carr vs. Nevada (11/2/13)

300+ all-purpose yards:

311, Robbie Rouse at Louisiana Tech (11/6/10)

denotes school record



THE LAST TIME

A Bulldog Team Had... OFFENSE

90+ points: 94, vs. New Mexico (10/5/91)
80-89 points: 80, vs. Fort Ord (1942)
70-79 points: 79, vs. Idaho 9/1/18)
60-69 points: 66, vs. Incarnate Word (9/2/17)
50-59 points: 50, vs. Hawai'i (10/27/18)
0 points: at Colorado State (11/5/16)
0 points in 1st half: at Colorado State (11/5/16)
0 points in 2nd half: Boise State (12/2/17)
Did not score a Touchdown:
 at Colorado State (11/5/16)
Scored 3-plus TDs in 4th Quarter: 3- vs. Sacramento State (9/10/16)
400+ yards rushing: *503, vs. Hawai'i (11/12/04)
300-399 yards rushing:
 389, vs. Southern Utah (9/20/14)
Less than 100 yards rushing:
 30, at Nevada (10/6/18)
Negative rushing yards:
 -16, vs. SMU (12/24/12)
70+ rushing attempts: *71, vs. Pacific (11/9/91)
60-69 rushing attempts: 64, vs. Hawai'i (11/12/04)
50-59 rushing attempts: 52, at UCLA (9/15/18)
Less than 10 rushing attempts: 6 vs. USC (12/21/14)
7+ rushing TDs: 7, vs. Idaho (9/1/18)
6 rushing TDs: at San Jose State (11/27/04)
5 rushing TDs: vs. Colorado (9/15/12)
500+ yards passing:
 519, at San Jose St. (11/29/13)
Less than 100 yards passing:
 77, at San Diego State (10/3/15)
50+ pass attempts: 59, vs. Nebraska (9/13/14)
40+ pass completions: *52, vs. Rutgers (8/29/13)
30-39 pass completions: 33, vs. Houston (12/24/17)
Had 12+ players catch a pass:
 12, at No. 19 Oregon (9/15/07)
600+ total net yards: 613, vs. Incarnate Word (9/2/17)
500-599 total net yards:
 562 vs. Hawai'i (10/27/18)
Less than 150 total net yards:
 125, at Boise State (11/19/11)
Less than 100 total net yards:
 89, at San Diego State (10/3/15)
Had a 200-yard rusher and 200-yard passer:
 at Nevada (11/10/12) - Robbie Rouse (261 rushing) & Derek Carr (220 passing)
37+ minutes of possession:
 39:57, at UCLA (9/15/18)
 38:15, at Hawai'i (11/19/11)
 37:42, at New Mexico (10/20/18)
 37:13, at Hawai'i (11/14/15)
 37:01, at San Jose State (10/7/17)

DEFENSE

Shutout an opponent: vs. New Mexico (10/14/17)
Shutout an opponent in the 1st half:
 vs. San Jose State (11/24/18)
Shutout an opponent in the 2nd half:
 vs. San Diego State (11/17/18)
Allowed 50+ points: 52, at Toledo (9/17/16)
Held two opponents scoreless in the same season:
 2017, New Mexico (38-0) & Incarnate Word (66-0)
Held an opponent to 0 or no yards in a quarter:
 -3 yards, 4th qtr, at Boise St.-MWC Game (12/6/14)
7+ interceptions: *7, vs. Idaho State (9/21/68)
6 interceptions: vs. Georgia Tech (12/31/02)
5 interceptions: vs. Idaho (9/1/18)
4 interceptions: at Idaho (10/5/13)
3 interceptions: at Nevada (10/6/18)
Interception by a defensive lineman:
 Mykal Walker vs. Toledo (9/29/18)
4+ fumble recoveries: vs. New Mexico St. (11/11/06)
3 fumble recoveries: at Nevada (11/22/14)
13+ TFL in a game: vs. (13) New Mexico (11/23/13)

12 TFL in a game: vs. Cincinnati (9/4/10)
11 TFL in a game: vs. Hawai'i (11/29/14)
10 TFL in a game: at Washington (9/16/17)
8+ Sacks in a game: 8, vs. Utah State (12/7/13)
7 Sacks in a game: at Idaho (10/5/13)
6 Sacks in a game: vs. UNLV (10/16/15)
5 Sacks in a game: vs. Toledo (9/29/18)
Scored 3 Defensive Touchdowns: at Nevada
 (11/10/12) - Tyeler Davison (0-yd FR); Travis
 Brown (26-yd FR); Derron Smith (34-yd INT return)
Scored on a safety: vs. Boise State (11/25/17)

TURNOVERS

Forced 6 or more turnovers in a game:
 7 - vs. Idaho (9/1/18) - 5 INT, 2 FR
Forced 5 turnovers in a game:
 at Idaho (10/5/13) - 4 INT, 1 FR
Forced 4 turnovers in a game:
 at San Jose State (10/7/17) - 2 INT, 2 FR
Committed 6 or more turnovers in a game:
 6, vs. Hawai'i (10/4/08) 3 FL, 3 INT
Committed 5 turnovers in a game:
 at Hawai'i (9/28/13) - 3 FL, 2 INT
Committed 4 turnovers in a game:
 vs. Air Force (10/28/16) - 4 INT
Did not force a turnover: vs. San Diego State (11/17/18)
Did not force a turnover in back-to-back games:
 vs. Boise State and at Boise State, 11/25/17-
 12/2/17
Did not force a turnover in 3-straight games:
 vs. Utah St., Idaho & Nevada, 10/31-11/14, 2009
Did not commit a turnover: vs. San Diego State (11/17/18)
Did not commit a turnover in back-to-back games:
 at Boise State and vs. San Diego State, 11/9/18, 11/17/18
Did not commit a turnover in 3-straight games:
 vs. Wyoming, New Mexico & Hawai'i, 10/13-10/27, 2018
Lost 4 or more fumbles: 4, vs. Idaho (11/27/10)
Lost 3 fumbles: at Hawai'i (9/28/13)

SPECIAL TEAMS

Scored 13 or more points kicking:
 14, vs. Hawai'i (10/27/18)
Scored 10-12 points kicking: 12, at UNLV (11/3/18)
Punted 11+ times: 12, at Toledo (9/17/16)
Punted 10 times: at San Diego St. (10/3/15)
Did not punt: vs. Hawai'i (10/4/08)
Totalled 200 or more kickoff return yards:
 209, vs. San Jose State (9/26/15)
Totalled 100 or more punt return yards:
 130, vs. Cal Poly (9/7/13)
Missed a PAT: vs. Wyoming (10/13/18)
Had a PAT Blocked: vs. San Diego State (11/17/18)
Successful two-point conversion:
 at San Jose St. (11/29/13) -
 Derek Carr pass to Isaiah Burse
Had a FG Blocked: Houston (12/24/17)
Recovered an onside's kick: vs. Utah (9/19/15)

An Opposing Player Had...

30+ carries:
 40, Alexander Mattison, Boise State (10/14/16)
200+ yards rushing:
 220, Donnell Pumphrey, San Diego State (10/14/16)
150+ yards rushing:
 200, Alexander Mattison, Boise State (12/1/18)
2 rushes with 100 yards:
 D'Angelo Brewer (252), James Flanders (101)
 Tulsa (9/24/16)
45+ pass attempts:
 48, Ty Gangi, Nevada (9/30/17)
30+ pass completions:
 31, Ty Gangi, Nevada (9/30/17)
400+ yards passing:
 547, David Fales, San Jose St. (11/29/13)
80+ yard rushing play:
 91, Dalton Sneed, UNLV (10/1/16)

70-79 yard rushing play:
 79, Tedder Easton, Wyoming (11/9/13)
60-69 yard rushing play:
 62, Don Jackson, Nevada (11/5/15)
80+ yard pass play:
 86, Joe Gray to Jabari Carr, San Jose State (11/8/14)
70+ yard pass play:
 73, Michael Carrillo to Malik Roberson, San Jose
 State (11/24/18)
60-69 yard pass play:
 61, Dalton Sneed to Elijah Trosclair, UNLV (10/1/16)
10+ receptions:
 11, Tre Walker, San Jose State (11/24/18)
200 yards receiving:
 197, Steven Dunbar, Houston (12/24/17)
150-199 yards receiving:
 197, Steven Dunbar, Houston (12/24/17)
4+ field goals:
 Daniel Gutierrez (4), UNLV (10/28/17)
A 50+ yard field goal:
 51, Bryce Crawford, San Jose State (10/7/17)
Punt return for a TD:
 Dante Pettis (77 yards), Washington (9/16/17)
Kickoff return for a TD:
 Kevin Nutt (96 yards), Colorado St. (11/28/15)
Returned an opening kickoff for a TD:
 Wade Lockett (100 yards), CS Fullerton (11/2/85)
Fumble recovery for a TD:
 S. Tu'ikolovatu (37 yards), No. 21 Utah (9/19/15)
Interception return for a TD:
 Solomon Matautia (19 yards), Hawai'i (11/11/17)
2 Interceptions: Brodie Hicks, Air Force (10/28/16)
3 Interceptions: Dameon Baber, Nevada (11/5/15)
Blocked Punt: Avery Williams, Boise State (11/9/18)
Blocked FG: J. Winchester, Houston (12/24/17)
Returned a blocked punt for a touchdown:
 Austin Cheney, Utah State (10/22/16)
Returned a blocked FG for a touchdown:
 A. Myres, Houston (12/24/17)

An Opposing Team Had...

400+ yards rushing: 458, Air Force (10/24/15)
300+ yards rushing: 305, No. 1 Alabama (9/9/17)
Less than 50 yards rushing: -30, Incarnate Word (9/2/17)
Negative yards rushing: -30, Incarnate Word (9/2/17)
500+ yards passing:
 547, San Jose State (11/29/13)
400-499 yards passing:
 410, No. 14 Hawai'i (11/10/07)
Less than 100 yards passing:
 90, San Diego State (10/21/17)
700 yards plus total offense:
 701, at No. 15 USC (8/30/14)
600-699 yards plus total offense:
 617, Tulsa (9/24/16)
500-599 yards total offense:
 520, BYU (11/15/15)
Less than 200 yards total offense:
 125, Incarnate Word (9/2/17)
Less than 105 yards total offense:
 104, Sacramento State (9/1/04)
10 or fewer first downs: (8) San Diego State (11/17/18)
60+ points: 73, at No. 14 Ole Miss (9/12/15)
50-59 points: 52, Toledo (9/17/16)
40-49 points: 48, at Washington (9/16/17)
Attempted a two-point conversion:
 Hawai'i (11/11/17) - pass converted, pass failed
Successful two-point conversion:
 Hawai'i (11/11/17) - pass by Dru Brown to Dylan Collie
Scored on a safety:
 Utah State, team safety (10/10/15)
40+ minutes of possession:
 42:38, Air Force (10/24/15)
37-40 minutes of possession:
 37:19, San Diego St. (10/14/15)

* School record



2018 Fresno State Football

Game #1

Fresno State 79, Idaho 13

Sept. 1, 2018 • Bulldog Stadium • Fresno, Calif. • Attendance: 31,170

SCORE BY QUARTERS	1	2	3	4	OT	FINAL	
Idaho	6	0	7	0	-	13	Record (0-1)
Fresno State	16	28	14	21	-	79	Record (1-0)

SCORING SUMMARY

			Plays	TOP	Score
FS 1st	08:45	MIMS 1 yd run (FULLER kick)	11-56	4:21	0-7
FS 1st	02:05	O'NEAL 26 yd run (FULLER kick failed)	12-80	5:04	0-13
FS 1st	00:43	FULLER 33 yd field goal	4-4	1:18	0-16
ID 1st	00:05	COTTON 73 yd pass from (COFFEY rush fumbled)	2-75	0:38	6-16
FS 2nd	12:42	MIMS 12 yd run (FULLER kick)	7-75	2:23	6-23
FS 2nd	09:20	BRYANT 74 yd blocked FG return (FULLER kick)			6-30
FS 2nd	02:58	KELLY 39 yd interception return (FULLER kick)			6-37
FS 2nd	00:00	BRYANT 71 yd blocked FG return (FULLER kick)			6-44
FS 3rd	09:14	MIMS 2 yd run (FULLER kick)	12-93	5:46	6-51
FS 3rd	07:15	GRIM 33 yd pass from REYNA (FULLER kick)	2-40	0:33	6-58
ID 3rd	00:31	SAUNDERS 6 yd run (COFFEY kick)	15-75	6:44	13-58
FS 4th	10:50	JOHNSON 5 yd run (FULLER kick)	1-5	0:05	13-65
FS 4th	06:19	HARRIS 27 yd run (FULLER kick)	3-45	1:34	13-72
FS 4th	02:40	JOHNSON 1 yd run (FULLER kick)	6-35	3:34	13-79

TEAM STATS

	Idaho	Fresno St.
First Downs	15	25
Rushing Att-Yards	102	239
Passing Cmp-Att-Yds	14-33-205	21-29-247
Total Plays-Yards	65-307	73-486
Fumbles-Lost	2-2	1-0
Penalties-Yards	4-20	3-27
Punts-Yards	4-188	2-91
Average	47.0	45.5
Net	46.2	45.5
Punt Returns (#-Yds-TD)	0-0-0	2-3-0
Kickoff Returns (#-Yds-TD)	6-114-0	1-12-0
Interceptions-Yards-TD	0-0-0	5-57-1
Fumble Ret-Yards-TD	0-0-0	0-0-2
Time of Possession	27:07	32:53
3rd Downs	3-of-13	8-of-13
4th Downs	3-of-3	1-of-1
Sacks By	1-6	1-6

INDIVIDUAL LEADERS

Rushing (att-yds-TD):
FS - Romello Harris (4-47-1)
ID - Isaiah Saunders (24-89-1)
Passing (cmp-att-int-yds-TD):
FS - Marcus McMaryion (19-26-0-207-0)
ID - Mason Petrino (11-22-2-99-0)
Receiving Yards (no-yds-TD):
FS - KeeSean Johnson (6-118-0)
ID - Cutrell Haywood (6-72-0)
Defense (ST-AT-TT-TFL-Sack):
FS - Jeff Allison (2-4-6-0-5-0)
ID - Christian Elliss (3-5-8-0-0)
Interceptions (no-yds-TD):
FS - Tank Kelly (2-40-1)
ID - N/A

FRESNO, Calif. - Scoring its most points since 1991 using five interceptions, two special teams returns for touchdowns and one pick-six, the Fresno State football team rolled to a 79-13 season-opening rout of the Idaho Vandals on Saturday night at Bulldog Stadium.

Fresno State (1-0) scored its most points in 27 years using a balanced offensive approach passing for 247 yards while rushing for 239 and seven scores on the ground.

Senior quarterback Marcus McMaryion had an efficient passing night going 19-for-26 for 207 yards. The 'Dogs used a balanced attack on the ground as five running backs each went for better than 35 yards with Romello Harris leading the way with 47 followed by Saevion Johnson (45), Deonte O'Neal (41), Josh Hokit (40) and Jordan Mims (36). Mims led the group with three touchdowns.

Senior wide receiver KeeSean Johnson tallied his sixth career 100-yard receiving game going for 118 yards on six receptions while extending his consecutive games with a reception streak to a nation-leading 37 games.

Defensively, junior linebacker Jeff Allison led the team with six tackles while senior cornerback Tank Kelly had a pair of interceptions, one returned for a touchdown, five tackles and three pass breakups. Junior defensive tackle Jasad Haynes had five tackles, three tackles for loss, a sack and a forced fumble while Jaron Bryant returned two blocked field goals for touchdowns.

How It Happened

The Bulldogs got the scoring started on their first offensive series of the contest going on an 11-play, 56-yard drive that saw McMaryion complete five of six passes for 42 yards connecting on passes to three different receivers, including three to junior tight end Jared Rice.

Facing a 3rd-and-5 from the Idaho 27, McMaryion connected on back-to-back passes for nine and 11 yards, respectively, to Rice getting the 'Dogs down to the Vandals 7. A six-yard gain by O'Neal got the Bulldogs on the doorstep of Idaho's goal line setting up a one-yard touchdown plunge by Mims.

After forcing the Vandals' to a second straight three-and-out, the 'Dogs took over at their own 20-yard line and marched down the field on a 12-play, 80-yard drive as the 'Dogs found little resistance from the Idaho defense. Faced with a 3rd-and-16 at their own 26, McMaryion found Johnson down the middle of the field for a 19 yard gain.

An 11-yard connection from Johnson and McMaryion on a 3rd-and-1 kept the drive alive and got the 'Dogs down to the Vandals' 28 and two plays later, the 'Dogs capitalized with a 26-yard scamper through the left side by O'Neal for his second career rushing touchdown.

The 'Dogs defense continued to wreck havoc as Haynes forced his first career fumble setting up the Bulldog's offense at the Idaho 19. After compiling 136 yards of offense on its first two drives, the Bulldog offense was only able to move four yards on its third drive setting up a 33-yard field goal by redshirt freshman kicker Asa Fuller who made his first career field goal to give the 'Dogs a 16-0 lead.

Holding the Vandals to negative 16 yards of offense on its first two drives, Idaho needed only two plays to drive 75 yards as quarterback Mason Petrino found wide receiver Jeff Cotton down the sideline for 73 yards to break up the 'Dogs shutout bid. The Vandals bobbled the PAT attempt as the Bulldogs led 16-6 with five seconds remaining in the first quarter.

Fresno State carried its hot offense into the second quarter going on a 7-play, 75-yard drive passing for 39 yards and running for 36 yards as Mims punched in his second touchdown run with a 12-yard scamper up the middle to extend the 'Dogs lead to 23-6.

The Vandals put together their most substantial drive of the game to that point with a 10-play, 46-yard drive down to the Bulldog 26 setting up a 36-yard field goal attempt by Cade Coffey, but Kelly broke through line blocking Coffey's kick as Bryant picked it up and returned it 74 yards putting the Bulldogs up 30-6.

The 'Dogs defense continued to pour it as Kelly picked off his second pass of the game stepping in front of a Petrino pass and returned it 39 yards for a touchdown to push the lead to 37-6.

Idaho made one final push to score in the first half going on a 9-play, 43-yard drive down to the Bulldog 22 to set up a 39-yard attempt by Coffey with one second remaining in the half. The 'Dogs special teams again came up clutch as redshirt junior Mykal Walker broke through the line for the block and was picked up by Bryant for 71 yards as Fresno State took a commanding 44-6 lead into halftime.

The Bulldogs added two touchdowns in the third quarter, a two-yard run by Mims and a 33-yard pass from Jorge Reyna to Derrion Grim (watch) on his first career attempt to take a 58-6 lead. The Vandals scored once more in the game in the third frame, a six-yard run by Isaiah Saunders to make it 58-13 in favor of the 'Dogs.

Fresno State completed the scoring with three more touchdowns in the fourth quarter as a pair of 'Dogs scored their first career touchdowns. S. Johnson had a five-yard plunge up the middle followed by a 27-yard run by Harris before S. Johnson found the end zone one more time with a one-yard run.



Game #2

Minnesota 21, Fresno State 14

Sept. 8, 2018 • TCF Bank Stadium • Minneapolis, Minn. • Attendance: 38,280

SCORE BY QUARTERS	1	2	3	4	OT	FINAL	
Fresno State	0	0	7	7	-	14	Record (1-1)
Minnesota	7	3	0	11	-	21	Record (2-0)

SCORING SUMMARY

			Plays	TOP	Score
MIN 1st	02:46	Green 1 yd run (Carpenter kick)	14-80	7:17	0-7
MIN 2nd	00:58	Carpenter 53 yd field goal	9-55	4:25	0-10
FS 3rd	00:20	RICE, Ja. 1 yd pass from MCMARYION (FULLER kick)	4-17	1:13	7-10
MIN 4th	09:43	Carpenter 50 yd field goal	10-48	5:37	7-13
FS 4th	08:20	JOHNSON, K. 45 yd pass from MCMARYION (FULLER kick)	5-75	1:23	14-13
MIN 4th	03:28	Green 3 yd run (Kieft pass)	10-74	4:52	14-21

TEAM STATS

	Fresno St.	Minn.
First Downs	13	20
Rushing Att-Yards	24-87	45-132
Passing Cmp-Att-Yds	24-34-212	16-26-175
Total Plays-Yards	58-299	71-307
Fumbles-Lost	2-0	1-1
Penalties-Yards	4-40	3-30
Punts-Yards	7-309	6-231
Average	44.1	38.5
Net	41.3	38.5
Punt Returns (#-Yds-TD)	0-0-0	0-0-0
Kickoff Returns (#-Yds-TD)	3-43-0	3-65-0
Interceptions-Yards-TD	0-0-0	2-0-0
Fumble Ret-Yards-TD	0-0-0	0-0-0
Time of Possession	23:19	36:41
3rd Downs	6-of-14	5-of-15
4th Downs	1-of-1	1-of-1
Sacks By	1-6	0-0

INDIVIDUAL LEADERS

Rushing (att-yds-TD):
FS - Jordan Mims (10-41-0)
MINN - Bryce Williams (25-87-0)
Passing (cmp-att-int-yds-TD):
FS - Marcus McMaryion (23-32-1-205-2)
MINN - Zack Annexstad (16-26-0-175-0)
Receiving Yards (no-yds-TD):
FS - KeeSean Johnson (6-89-1)
MINN - Tyler Johnson (6-50-0)
Defense (ST-AT-TT-TFL-Sack):
FS - Jeff Allison (5-10-15-1.0-0.0)
MINN - Blake Cashman (4-6-10-1.5-0.0)
Interceptions (no-yds-TD):
FS - None
MINN - Antoine Winfield Jr. (1-0-0)

MINNEAPOLIS - The Fresno State football team lost a heartbreaker at Minnesota on Saturday evening, falling 21-14 at TCF Bank Stadium.



After converting a fourth-and-3 from the Minnesota 10-yard line, Fresno State was set up with first-and-goal from the Golden Gopher 4-yard line with 1:24 remaining in the game. The 'Dogs pulled a play out of the book from 2017, a halfback pass attempt from Josh Hokit to try and knot the game. But this one, intended for tight end Jared Rice in the back of the end zone, was intercepted by Minnesota defensive back Antoine Winfield Jr. to dash the Bulldogs' hopes of winning their first game on Big Ten soil since defeating Illinois 53-52 in 2009.

Fresno State was stymied for much of the first half by the Gophers' defense, totaling 104 yards offense, but came alive in the second half. Entering the third quarter trailing 10-0, the Bulldogs scored two touchdowns in the second half and took a one-point lead in the fourth quarter, 14-13. Minnesota regained the lead with 3:28 left in the contest and it proved to be enough to win the game.

Fresno State senior quarterback Marcus McMaryion went 23-of-32 through the air for 205 yards with a pair of touchdowns and his first interception of the season while adding 15 yards on the ground. Sophomore running back Jordan Mims led the 'Dogs rushing attack with 41 yards on 10 carries. The Bulldogs rushed for 87 yards as a team. On the receiving end, senior wide receiver KeeSean Johnson led the team with six receptions for 89 yards and a touchdown while Rice added five catches for 31 yards and a score.

Defensively, junior linebacker Jeff Allison had a career-high 15 tackles while junior safety Mike Bell chipped in a career-best 11 tackles, including five solo. The Bulldog defense did force one turnover in the third quarter as senior cornerback Tank Kelly forced a fumble that was recovered by senior defensive lineman Patrick Belony. The Bulldogs manufactured their first points of the game off that turnover.

How It Happened

Minnesota started the scoring on its second offensive drive by manufacturing a lengthy 14-play, 80-yard drive that ran 7:17 off the clock. Gopher redshirt sophomore Seth Green punched the ball in from one-yard out to give Minnesota a 7-0 lead.

Facing its first deficit of the season, the 'Dogs looked to get its offense going, but McMaryion threw his first interception of the season on the ensuing possession to give Minnesota the ball back at the Bulldogs' 41-yard line.

The 'Dogs defense came up big allowing only one yard after that turnover and nearly had a turnover of their own as Allison snagged a pass attempt on third-and-9, but was unable to stay in bounds. Minnesota finished the half with a 10-play, 55-yard drive that ended with a 53-yard field goal by Emmit Carpenter to take a 10-0 lead into the locker room.

After the teams traded punts to start the second half, the Bulldogs defense produced their first turnover of the game deep in the Gophers' own territory. Anthoula Kelly forced the fumble and Patrick Belony pounced on top of it to spark the Bulldogs' offense. Fresno State took advantage going on a four-play, 17-yard drive to score with 20 seconds remaining in the third quarter to pull within three, 10-7. Rice capped the drive with a one-yard touchdown catch from McMaryion.

Carpenter added his second 50-plus yard field goal of the game (50 yards) to put Minnesota ahead 13-7 before a quick strike by the 'Dogs gave Fresno State its lone lead of the game.

The 'Dogs went on a five-play, 75-yard drive that was capped by McMaryion connecting with Johnson for 45 yards to push the 'Dogs in the lead, 14-13.

The lead was short-lived as the Gophers, as they did all game, pounded the ball on the ground for a 10-play, 74-yard drive that ate up 4:52 off the clock. Green ran in from three yards out and after a successful two-point conversion, the Gophers held a 21-14 lead. The drive was kept alive after a 13-yard completion along the sideline on a third-and-nine by a scrambling Zack Annexstad in Minnesota territory. That was followed by a 15-yard sideline infraction penalty called on Fresno State to set the Gophers up at the Bulldogs' 28-yard line.

Facing a fourth-and-3 from the Gophers 10-yard line, McMaryion found Justin Allen for six yards and a first down to extend the game, but after a timeout, the Gophers came up with the play that seal the game.



Game #3

Fresno State 38, UCLA 14

Sept. 15, 2018 • Rose Bowl • Los Angeles, Calif. • Attendance: 60,867

SCORE BY QUARTERS	1	2	3	4	OT	FINAL	
Fresno State	13	3	15	7	-	38	Record (2-1)
UCLA	0	7	7	0	-	14	Record (0-3)

SCORING SUMMARY

			Plays	TOP	Score
FS 1st 10:03	MCMARYION 1 yd run (FULLER kick failed)	13-75	4:57	6-0	
FS 1st 03:41	RIDDERING 10 yd pass from MCMARYION (FULLER kick)	8-75	3:52	13-0	
FS 2nd 14:17	FULLER 28 yd field goal	6-27	2:02	16-0	
UCLA 2nd 09:44	Howard 45 yd pass from Thompson-Robins (Molson kick)	5-43	1:38	16-7	
UCLA 3rd 12:59	Olorunfunmi 2 yd run (Molson kick)	3-17	1:09	16-14	
FS 3rd 06:29	MCMARYION 1 yd run (JAVERNICK pass)	8-73	3:16	24-14	
FS 3rd 03:43	MCMARYION 1 yd run (FULLER kick)	5-51	2:20	31-14	
FS 4th 13:04	MCMARYION 2 yd run (FULLER kick)	7-55	3:12	38-14	

TEAM STATS

	Fresno St.	UCLA
First Downs	24	14
Rushing Att-Yards	52-150	31-119
Passing Cmp-Att-Yds	22-33-270	10-24-151
Total Plays-Yards	85-420	55-270
Fumbles-Lost	2-2	3-2
Penalties-Yards	8-53	11-96
Punts-Yards	3-118	6-291
Average	39.3	48.5
Net	38.0	48.8
Punt Returns (#-Yds-TD)	1-2-0	1-4-0
Kickoff Returns (#-Yds-TD)	0-0-0	2-30-0
Interceptions-Yards-TD	2-27-0	0-0-0
Fumble Ret-Yards-TD	0-0-0	0-0-0
Time of Possession	39:57	20:03
3rd Downs	12-of-18	1-of-10
4th Downs	0-of-1	2-of-3
Sacks By	1-1	1-9

INDIVIDUAL LEADERS

Rushing (att-yds-TD):
FS - Jordan Mims (21-85-0)
UCLA - D. Thompson-Robinson (8-49-0)
Passing (cmp-att-int-yds-TD):
FS - Marcus McMaryion (22-33-0-270-1)
UCLA - D. Thompson-Robinson (10-24-2-151-1)
Receiving Yards (no-yds-TD):
FS - KeeSean Johnson (8-85-0)
UCLA - Theo Howard (4-80-1)
Defense (ST-AT-TT-TFL-Sack):
FS - Mike Bell (5-2-7-1.0-0-0)
UCLA - A. Pickett (7-6-13-0.0-0-0)
Interceptions (no-yds-TD):
FS - Jeff Allison (2-27-0)
UCLA - None

PASADENA, Calif. - Led by senior quarterback Marcus McMaryion's five total touchdowns on Saturday night at the Rose Bowl, the Fresno State football team defeated UCLA 38-14 in front of 60,867 fans with a large contingent being the Red Wave that filled up the visitors section in the southeast endzone. The Bulldogs closed the game with 22-answered points during the final 24 minutes to earn their third-straight win over the Bruins to the delight of the fans that made the trip.

With four touchdowns on the ground, McMaryion became just the second Fresno State quarterback to rush for four touchdowns in a game - joining Mark Barsotti's feat in 1989. McMaryion finished 22-of-33 passing for 270 yards and added a 10-yard touchdown pass to senior tight end Kyle Riddering. Nine different 'Dogs caught a pass from McMaryion with senior KeeSean Johnson registering a team-leading eight receptions for 85 yards as the senior caught his 200th career pass becoming only the fifth Bulldog receiver to join the 200 career reception club. The Bulldogs totaled 420 yards of offense adding 150 yards on the ground rushing the ball 52 times as sophomore Jordan Mims tied his career-best with 21 carries on his way to 85 rushing yards.

The Fresno State defense was again stingy, forcing four UCLA turnovers while limiting the Bruins to 270 yards of offense with 151 yards through the air and 119 yards on the ground. Junior safety Mike Bell had a team-high seven tackles, five solo, adding two pass breakups and tackle for loss. Junior linebacker Jeff Allison snagged his first two career interceptions while getting in on six tackles. The 'Dogs also forced a pair of UCLA fumbles that were recovered by Patrick Belony and James Bailey.

How It Happened

Fresno State got its offense going from the outset as the 'Dogs received the opening kickoff and went on a 13-play, 75-yard drive that burned 4:57 off the clock as McMaryion ran in a one-yard touchdown run (watch) to cap the drive. The 'Dogs converted all three third downs on the opening drive while being balanced with 39 yards rushing and passing for 36 yards, including a pair of passes to Johnson for 19 yards.

After holding UCLA to 17 yards on five plays on their first offensive possession, the Bulldogs got the ball back and continued their hot offense with a 8-play, 75-yard drive that was finished by McMaryion finding Riddering down the left hash (watch) to put the 'Dogs ahead 13-0.

For a second straight week, Belony recovered an opponent's fumble as the senior defensive tackle hopped on a Bruins' botched snap at the UCLA 38-yard line (watch). The 'Dogs offense continued to hum along going down the field on a 6-play, 27-yard drive that finished with a 28-yard field goal by Asa Fuller (watch) to extend the 'Dogs lead to 16-0. The Bulldog offense finished the first quarter with 147 yards of offense while UCLA only countered with 38 yards, but the roles reversed in the second quarter as the 'Dogs were held to 30 yards and UCLA churned out 122 yards.

The Bruins took advantage of forcing a McMaryion fumble to strike quickly on a 45-yard touchdown pass from quarterback Dorian Thompson-Robinson to wide receiver Theo Howard, but that would be all the scoring for the Bruins the first half.

The Bulldogs took a 16-7 lead into the locker room at halftime and UCLA continued to take advantage of Fresno State miscues early in the second half. A botched punt return by Johnson set UCLA up at the Bulldogs' 17-yard line. The Bruins' capped the short scoring drive with a two-yard touchdown run by Bolu Olorunfunmi to cut the 'Dogs lead to 16-14 with 12:59 left in the third quarter.

Fresno State's offense got back to firing as it was in the first quarter halfway through the third quarter, closing the game with 22-answered points over the final 24 minutes. It started with an 8-play, 73-yard drive that was punctuated by a one-yard touchdown run by McMaryion (watch), his second of the game, and a successful two-point conversion pass from Jorge Reyna to Gunner Javernick (watch) to put the Bulldogs out front, 24-14, at the 6:19 mark in the third.

The defense played its part in the Bulldogs' late explosion as Allison snagged his first career interception to put the Bulldogs' offense at the 49-yard line (watch) to start their next scoring drive. The 'Dogs used a 5-play, 51-yard drive that was capped by McMaryion's third rushing score of the night, a one-yard plunge (watch), that put the 'Dogs up 31-14 with 3:43 to play in the third quarter.

Allison kept the 'Dogs defensive pressure up and grabbed his second interception of the game (watch) on the Bruins' next offensive possession. The Bulldogs made it three straight scoring drives capped by a McMaryion touchdown, this time a two-yard score (watch) that proved to be the final score of the game as Fresno State walked out of the Rose Bowl with a 38-14 win.

Game #4

Fresno State 49, Toledo 27

Sept. 29, 2018 • Bulldog Stadium • Fresno, Calif. • Attendance: 33,401

SCORE BY QUARTERS	1	2	3	4	OT	FINAL	
Toledo	7	6	0	14	-	27	Record (2-2)
Fresno State	7	21	21	0	-	49	Record (3-1)

SCORING SUMMARY

			Plays	TOP	Score
FS 1st 08:27	MIMS 4 yd run (FULLER kick)	12-75	4:41	0-7	
UT 1st 04:59	SEYMOUR 19 yd pass from GUADAGNI (VEST kick)	10-75	3:20	7-7	
UT 2nd 13:08	VEST 46 yd field goal	9-69	3:30	10-7	
UT 2nd 10:22	VEST 43 yd field goal	6-12	2:08	13-7	
FS 2nd 08:33	JOHNSON, K. 7 yd pass from MCMARYION (FULLER kick)	6-76	1:43	13-14	
FS 2nd 04:24	RIDDERING 2 yd pass from MCMARYION (FULLER kick)	6-78	2:27	13-21	
FS 2nd 02:26	MIMS 47 yd pass from MCMARYION (FULLER kick)	1-47	0:08	13-28	
FS 3rd 12:06	JOHNSON, K. 12 yd pass from MCMARYION (FULLER kick)	6-75	2:54	13-35	
FS 3rd 10:22	WALKER 38 yd interception return (FULLER kick)	--	--	13-42	
FS 3rd 02:48	MCMARYION 6 yd run (FULLER kick)	9-74	4:19	13-49	
UT 4th 06:50	JOHNSON 54 yd pass from PETERS (VEST kick)	7-90	1:41	20-49	
UT 4th 02:42	JOHNSON 25 yd pass from PETERS (VEST kick)	7-73	2:18	27-49	

TEAM STATS

	Toledo	Fresno St.
First Downs	21	24
Rushing Att-Yards	40-137	38-186
Passing Cmp-Att-Yds	16-31-238	24-32-368
Total Plays-Yards	71-375	70-554
Fumbles-Lost	2-0	0-0
Penalties-Yards	3-25	3-45
Punts-Yards	5-214	4-143
Average	42.8	35.8
Net	39.2	35.8
Punt Returns (#-Yds-TD)	1-0-0	1-18-0
Kickoff Returns (#-Yds-TD)	5-113-0	2-31-0
Interceptions-Yards-TD	1-4-0	1-38-1
Fumble Ret-Yards-TD	0-0-0	0-0-0
Time of Possession	29:51	30:09
3rd Downs	5-of-15	5-of-10
4th Downs	0-of-1	0-of-0
Sacks By	1-5	5-40

INDIVIDUAL LEADERS

Rushing (att-yds-TD):
FS - Jordan Mims (15-59-1)
Toledo - M. Guadagni (8-55-0)
Passing (cmp-att-int-yds-TD):
FS - Marcus McMaryion (24-31-1-368-4)
Toledo - Eli Peters (10-21-1-179-2)
Receiving Yards (no-yds-TD):
FS - Jordan Mims (6-126-1)
Toledo - Jon'Vea Johnson (6-112-2)
Defense (ST-AT-TT-TFL-Sack):
FS - George Helmuth (3-2-5-2.0-2-0)
Toledo - Kahlil Robinson (7-4-11-0.0-0-0)
Interceptions (no-yds-TD):
FS - Mykal Walker (1-38-1)
Toledo - Jamal Hines (1-4-0)

FRESNO, Calif. - Using a run of 42 unanswered points, Fresno State overcame an early 13-7 deficit to roll to a convincing 49-27 win over Toledo on Saturday evening at Bulldog Stadium.

Fresno State, who finished nonconference play with a 3-1 record, accounted for a season-high 554 yards of offense in the contest with 368 yards through the air and 186 yards rushing.

After picking up the offensive player of the week award after his last performance against UCLA accounting for five total touchdowns, senior quarterback Marcus McMaryion produced five more scores, tossing a season-high four through the air while running for one on the ground. McMaryion completed 24-of-31 passes for 368 yards, the most by a Bulldog quarterback since Derek Carr passed for 404 against Utah State on Dec. 7, 2013. McMaryion also became the first quarterback since Carr in 2013 (New Mexico and San Jose State) to account for five touchdowns in back-to-back games.

Sophomore running back Jordan Mims made a career-high six receptions for 126 yards and became the first Bulldog running back since Paris Gaines on Dec. 31, 2000 to account for 100 or more receiving yards in a game. Senior wide receiver KeeSean Johnson added six catches for 102 yards and two touchdowns for his seventh career 100-yard game and sixth career multi-score contest.

On the ground, Mims and junior running back Josh Hokit each accounted for 59 yards as the 'Dogs ran the ball 38 times in the game for an average of 4.9 yards per carry.

Defensively, junior linebacker Jeff Allison led the team in tackles for the third time this season making nine stops in the game. Senior defensive back Anthoula Kelly made a career-high seven tackles while accounting for three of the Bulldogs' five pass breakups in the game while junior defensive end Mykal Walker returned a 38-yard interception for a touchdown (watch), a sack, 2.5 tackles for loss and a pass breakup.

How It Happened

For a third time this season, the 'Dogs took their first offensive drive for a touchdown going on a 12-play, 75-yard journey down the field that ended with a four-yard touchdown run by Mims (watch). McMaryion went a perfect 7-of-7 for 58 yards connecting with five different teammates as junior tight end Cam Sutton made his first career reception with an 18-yard gain.

After being held to six yards and a three-and-out on its first drive, Toledo wasted little time responding with a 10-play, 75-yard drive that finished with a 19-yard touchdown pass from Rockets' quarterback Mitchell Guadagni to running back Shakif Seymour.

With the total yardage at 98 yards for each side and the score tied 7-7 after the opening quarter, Toledo opened the second quarter with a 36-yard run by Guadagni followed by a 15-yard personal foul penalty that sent the Rockets down to the Bulldog 30. The Bulldogs' defense held strong from that point, holding Toledo to a 46-yard field goal by Jameson Vest that gave the Rockets' a 10-7 lead.

With the Bulldogs trailing for the first time since Sept. 8 at Minnesota, McMaryion found Johnson on a bubble screen that he took upfield for 24 yards before McMaryion was intercepted for only the second time this season as Toledo defensive tackle Reggie Howard batted McMaryion's arm to force the ball in the air and into the awaiting arms of defensive end Jamal Hines.

It did not end in six points, but Toledo took advantage of the 'Dogs miscue connecting on a 43-yard field goal by Vest that extended the Rockets' lead to 13-7.

The 'Dogs responded to the Rockets' pair of field goals in a hurry with a 6-play, 76-yard drive in 1:43 to re-gain a one-point advantage, 14-13. McMaryion found Mims who scampered for 55 yards after a short pass, and on the ensuing play connected with Johnson on a seven-yard bubble screen that he took to the end zone to push the Bulldogs ahead.

One three-and-out later forced by the Bulldog defense, allowed McMaryion to guide the offense to a 6-play, 78-yard drive that featured a season-long 21-yard run by Hokit and a 36-yard flip from McMaryion to Jamir Jordan that was finished off by a two-yard touchdown toss from McMaryion to senior tight end Kyle Riddering to put the 'Dogs ahead 21-13.

The defense again made life tough for the Rockets as junior defensive end Kwami Jones came up with his first sack of the season that forced the Rockets to punt, which was returned by Ronnie Rivers for 18 yards as the sophomore running back made his season debut.

The next Fresno State score was set up by McMaryion finding Mims out of the backfield down the right sideline for a 47-yard touchdown that gave the 'Dogs their third straight touchdown and pushed the lead to 28-13.

After gaining 346 yards of offense in the first half with 286 yards coming through the air and 60 yards on the ground, the 'Dogs opened the second half and put together a 6-play, 75-yard drive that ended with a 12-yard touchdown pass from McMaryion to Johnson in the left corner of the end zone to push the 'Dogs lead to 35-13.

On the drive, McMaryion went 3-for-3 for 64 yards finding Johnson for a 39-yard connection that pushed him into eighth all-time in program history in receiving yards passing Isaiah Burse (2010-13).

The 'Dogs added two more touchdowns in the third quarter as Walker's 38-yard interception return was the Bulldogs' fourth non-offensive return for a touchdown this season and was the second interception returned for a touchdown this season by a Bulldog.

McMaryion added his fifth touchdown of the game with a six-yard rush to 248 to play in the third quarter to give the 'Dogs a 49-13 lead (watch). Toledo added two fourth quarter touchdowns as Eli Peters connected with Jon'Vea Johnson for a 54-yard score followed by a 24-yard score.





Game #5

Fresno State 21, Nevada 3

Oct. 6, 2018 • Mackay Stadium • Reno, Nev. • Attendance: 15,367

SCORE BY QUARTERS	1	2	3	4	OT	FINAL	
Fresno State	0	7	7	7	-	21	Record (4-1, 1-0)
Nevada	0	3	0	0	-	3	Record (3-3, 1-1)

SCORING SUMMARY

				Plays	TOP	Score
FS	2nd	13:11	RIVERS 19 yd pass from MCMARYION, M. (FULLER Asa kick)	9-69	4:09	7-0
NEV	2nd	08:00	AHMED 41 yd field goal	11-51	5:11	7-3
FS	3rd	10:20	RIVERS 2 yd run (FULLER kick)	5-80	2:05	14-3
FS	4th	08:28	JOHNSON, K 27 yd pass from MCMARYION, M. (FULLER kick)	4-44	1:50	21-3

TEAM STATS

	Fresno St.	Nevada
First Downs	12	21
Rushing Att-Yards	30	132
Passing Cmp-Att-Yds	20-28-241	22-43-195
Total Plays-Yards	52-271	86-327
Fumbles-Lost	1-1	1-0
Penalties-Yards	4-30	1-5
Punts-Yards	9-428	7-309
Average	47.6	44.1
Net	41.8	41.3
Punt Returns (#-Yds-TD)	0-0-0	2-12-0
Kickoff Returns (#-Yds-TD)	1-37-0	1-17-0
Interceptions-Yards-TD	3-43-0	0-0-0
Fumble Ret-Yards-TD	0-0-0	1-3-0
Time of Possession	24:34	35:26
3rd Downs	3-of-13	4-of-18
4th Downs	1-of-1	3-of-5
Sacks By	4-28	1-8

INDIVIDUAL LEADERS

Rushing (att-yds-TD):
FS - Ronnie Rivers (5-12-1)
NEV - C. Solano (23-71-0)
Passing (cmp-att-int-yds-TD):
FS - Marcus McMaryion (20-28-0-241-2)
NEV - C. Solano (22-43-3-195-0)
Receiving Yards (no-yds-TD):
FS - KeeSean Johnson (7-65-1)
NEV - Kaleb Fossum (12-97-0)
Defense (ST-AT-TT-TFL-Sack):
FS - Jeff Allison (11-6-17-0.5-0.5)
NEV - Malik Reed (5-3-8-1.0-1.0)
Interceptions (no-yds-TD):
FS - 3 players
NEV - N/A

RENO, Nev. - Behind stout defense from the Bulldogs and two touchdowns from sophomore running back Ronnie Rivers, Fresno State defeated Nevada 21-3 in its Mountain West opener on Saturday evening at Mackay Stadium.

Holding Nevada to only a field goal in the contest, the Fresno State defense forced three turnovers and limited the Wolf Pack to 3.8 yards per play on offense.

Senior quarterback Marcus McMaryion went 20-of-28 passing, completing better than 70 percent of his throws for the fourth time in five games. He racked up 241 yards and tossed two touchdowns.

The beneficiary to each of McMaryion's touchdown throws were senior wide receiver KeeSean Johnson (27-yard TD) and Rivers (19-yard TD). Johnson had a team-high seven receptions for 65 yards and a touchdown while Rivers' TD grab was his sole reception on the evening. Junior tight end Jared Rice tallied a team-high and career-high 98 yards on three receptions which included a career-long 69-yard reception.

Defensively, the 'Dogs linebacker corps was outstanding as junior linebacker Jeff Allison led the way with a career-high 17 tackles, 10 solo, while adding half-a-sack and half-a-tackle. Senior linebacker George Helmuth added 11 tackles, 1.5 tackles for loss and 0.5 sack and fellow senior James Bailey tacked on 10 tackles, 2.5 tackles for loss and one sack.

The secondary ripped off three interceptions, with the wealth being spread around with senior cornerback Anthoula Kelly, junior strong safety Juju Hughes and junior free safety Mike Bell tallying one apiece.

How It Happened

With neither team able to generate much offense in the early going, the game was scoreless after the opening quarter. The 'Dogs edged the Wolf Pack in total yards, 73-58.

With the ball at the Nevada 30-yard line and a fresh set of downs to open the second quarter, Fresno State finished their first scoring drive with McMaryion finding Rivers in the flat for a 19-yard touchdown pass to cap a nine play, 69-yard drive that spanned four minutes, nine seconds.

Nevada responded to the Bulldogs' touchdown drive with an 11-play, 51-yard drive that resulted in a 41-yard field goal by Wolf Pack kicker Ramiz Ahmed to cut the 'Dogs lead to 7-3. Nevada converted a key 4th-and-2 with a 13-yard rush by quarterback Christian Solano which helped set up the Wolf Pack's only scoring drive of the night.

Later in the second quarter, Kelly intercepted Solano and returned it 43 yards to the Wolf Pack 11 for his third interception of the season. Unfortunately for the 'Dogs, a play later McMaryion's pass to Jamire Jordan was jarred loose from Jordan causing the 'Dogs only turnover on Saturday.

Hughes made it two Bulldog interceptions over the final 2:35 of the first half by picking off Solano on a 3rd-and-10 with 11 seconds remaining in the half to end the threat of a Wolf Pack score. Fresno State held a 7-3 lead heading into the locker room at the break.

Limited to only 125 yards of offense to that point, the 'Dogs broke out on its second offensive drive of the third quarter as McMaryion found Rice for a 69-yard reception, taken down at the Nevada 11 to ultimately set up the Bulldogs' next score. Nevada wouldn't make it easy for Fresno State as they were able to convert a 4th-and-1 from the Nevada 2 to increase the lead to 14-3. Rivers delivered the score with his second touchdown of the night punching it in on fourth down.

Bell became the eighth Bulldog this season to notch an interception early in the fourth quarter as the 'Dogs defense continued to wreak havoc on Nevada.

The 'Dogs added one final score with 8:28 to play in the fourth quarter as McMaryion found Johnson for a 27-yard score to give the Bulldogs a 21-3 lead. Nevada made one last push for the end zone driving the ball 61 yards on 16 plays over five minutes, but the defense stood tall forcing a turnover on downs at the Fresno State 10-yard line with 3:18 left in the game.



Game #6

Fresno State 27, Wyoming 3

Oct. 13, 2018 • Bulldog Stadium • Fresno, Calif. • Attendance: 28,501

SCORE BY QUARTERS	1	2	3	4	OT	FINAL	
Wyoming	3	0	0	0	-	3	Record (2-5, 0-3)
Fresno State	6	7	14	0	-	27	Record (5-1, 2-0)

SCORING SUMMARY

				Plays	TOP	Score
WY	1st	11:14	ROTHE 44 yd field goal	8-47	3:46	3-0
FS	1st	07:05	RICE, Ja. 35 yd pass from MCMARYION (FULLER kick failed)	2-35	0:45	3-6
FS	2nd	00:52	MCMARYION 1 yd run (FULLER kick)	12-46	5:48	3-13
FS	3rd	09:20	TANGIPA 3 yd pass from MCMARYION (FULLER kick)	6-47	2:27	3-20
FS	3rd	03:11	MCMARYION 6 yd run (FULLER kick)	6-85	3:29	3-27

TEAM STATS

	Wyoming	Fresno St.
First Downs	14	17
Rushing Att-Yards	30-104	33-104
Passing Cmp-Att-Yds	12-32-117	22-32-287
Total Plays-Yards	62-221	65-391
Fumbles-Lost	0-0	3-0
Penalties-Yards	5-22	5-45
Punts-Yards	7-259	5-206
Average	37.0	41.2
Net	34.9	41.2
Punt Returns (#-Yds-TD)	0-0-0	2-15-0
Kickoff Returns (#-Yds-TD)	3-56-0	1-18-0
Interceptions-Yards-TD	0-0-0	1-1-0
Fumble Ret-Yards-TD	0-0-0	0-0-0
Time of Possession	26:32	33:28
3rd Downs	5-of-17	6-of-14
4th Downs	0-of-1	2-of-3
Sacks By	0-0	1-1

INDIVIDUAL LEADERS

Rushing (att-yds-TD):
FS - Marcus McMaryion (7-53-2)
WY - Nico Evans (18-58-0)
Passing (cmp-att-int-yds-TD):
FS - Marcus McMaryion (22-32-0-287-2)
WY - T. Vander Waal (12-32-1-117-0)
Receiving Yards (no-yds-TD):
FS - Jared Rice (7-94-1)
WY - James Price (3-27-0)
Defense (ST-AT-TT-TFL-Sack):
FS - Jeff Allison (3-10-13-0-0-0)
WY - Cassh Malua (3-5-8-1.5-0-0)
Interceptions (no-yds-TD):
FS - Mike Bell (1-1-0)
WY - None

FRESNO, Calif. - The Fresno State football team defeated Wyoming 27-3 on Saturday evening at Bulldog Stadium to improve to 5-1 on the season and 2-0 in Mountain West play.

Fresno State's defense limited Wyoming to 221 total yards and forced one turnover while the Bulldog offense totaled 391 yards and did not commit a turnover.

Senior quarterback Marcus McMaryion accounted for four total touchdowns in the game, two passing and two rushing. He completed 22-of-32 passes for 287 yards and ran for a season-high 53 yards on seven carries. McMaryion has now accounted for 18 touchdowns this season - 11 passing and seven rushing.

Junior tight end Jared Rice had a career-high seven receptions for 94 yards and caught a touchdown while senior wide receiver KeeSean Johnson added five receptions for 51 yards. Sophomore running back Ronnie Rivers added 90 all-purpose yards with 53 yards receiving, 22 yards rushing and 15 punt return yards.

Defensively, junior linebacker Jeff Allison posted his third double-figure tackle performance of the season finishing with 13 tackles. Junior free safety Mike Bell made his second interception of the season and senior defensive end Emeka Ndoh added a tackle for loss and a sack.

How It Happened

Allowing their opponent to score first for only the second time this season, Wyoming opened the game with a 8-play, 47-yard drive that was capped by Cowboy kicker Cooper Rothe nailing a 44-yard field goal to give the visitors a 3-0 lead.

From that point forward, the Bulldogs' defense shutout the Cowboys and rolled to 27 consecutive points.

After Fresno State's opening drive was unsuccessful, the Bulldogs' next drive would take two plays as McMaryion found Rice for a 35-yard touchdown pass to take a 6-3 lead. The point after was missed.

The Cowboys outgained the 'Dogs 74-70 in the opening quarter, but the Bulldogs' defense held the Wyoming offense to 44 yards in the second quarter.

The Bulldogs' sole second quarter scoring drive covered 46 yards over 12 plays and five minutes, 48 seconds, that included converting a crucial fourth-and-1 with a three-yard carry by Jordan Mims to keep their drive alive. Three plays later they faced a third-and-13 from the Cowboy 37-yard line and McMaryion found Rice for 16 yards down to the 21-yard line and followed that with a 20-yard connection to Cam Sutton as the junior tight end nearly found the end zone reaching out for the score before being knocked out at the 1-yard line. After three plays of not finding the checkboard, the Bulldogs converted a second fourth down as they scored on fourth-and-goal with McMaryion sneaking it in himself to give Fresno State a 13-3 lead with 52 seconds remaining in the half. The half would close with the 'Dogs holding the 10 point lead.

The Bulldog defense forced Wyoming into negative four yards on its opening offensive drive of the second half and for the third time in the game, the 'Dogs started a drive in Wyoming territory. The Bulldogs proceeded to go on a 6-play, 47-yard drive that was capped with a three-yard touchdown pass from McMaryion to senior tight end David Tangipa to put Fresno State ahead 20-3.

The 'Dogs closed out the scoring for the night on its next offensive drive with a 6-play, 85-yard drive that was finished off with a six-yard touchdown run by McMaryion.

The third quarter was capped off with the 'Dogs forcing their only takeaway of the game as Mike Bell came up with an interception with 29 seconds remaining in the frame.

The Bulldogs had two drives in the final quarter for 71 yards, but were stopped on fourth down and forced to punt as neither side scored in the final quarter, marking the first time since the 'Dogs were at San Diego State in 2017, a span of 12 games, that saw no scoring in the final frame by either team.





Game #7

Fresno State 38, New Mexico 7

Oct. 20, 2018 • Dreamstyle Stadium • Albuquerque, N.M. • Attendance: 16,708

SCORE BY QUARTERS	1	2	3	4	OT	FINAL
Fresno State	10	14	13	0	-	38
New Mexico	0	7	0	0	-	7

Record (6-1, 3-0)
Record (3-4, 1-2)

SCORING SUMMARY

	Plays	TOP	Score
FS 1st 02:48 FULLER 30 yd field goal	10-44	4:10	3-0
FS 1st 00:18 RIVERS 16 yd run (FULLER kick)	3-46	1:04	10-0
FS 2nd 03:29 RIVERS 1 yd run (FULLER kick)	8-26	4:38	17-0
NM 2nd 00:57 LILLY 16 yd pass from JONES (SHELLEY kick)	7-71	2:24	17-7
FS 2nd 00:36 JOHNSON, K. 34 yd pass from MCMARYION (FULLER kick)	3-75	0:21	24-7
FS 3rd 08:32 JOHNSON, K. 15 yd pass from MCMARYION, M. (FULLER kick)	14-75	6:28	31-7
FS 3rd 03:58 RIVERS 23 yd pass from MCMARYION, M. (FULLER kick)	4-80	2:00	38-7

TEAM STATS

	Fresno St.	UNM
First Downs	29	19
Rushing Att-Yards	44-153	33-148
Passing Cmp-Att-Yds	20-30-280	15-32-132
Total Plays-Yards	74-433	65-280
Fumbles-Lost	0-0	1-0
Penalties-Yards	6-35	8-110
Punts-Yards	4-173	8-377
Average	43.2	47.1
Net	42.5	41.1
Punt Returns (#-Yds-TD)	3-28 -0	1-3-0
Kickoff Returns (#-Yds-TD)	0-0-0	3-25-0
Interceptions-Yards-TD	1-0-0	0-0-0
Fumble Ret-Yards-TD	0-0-0	0-0-0
Time of Possession	37:42	22:18
3rd Downs	9-of-16	5-of-14
4th Downs	1-of-1	0-of-1
Sacks By	0-0	1-4

INDIVIDUAL LEADERS

Rushing (att-yds-TD):

FS - Ronnie Rivers (11-48-2)
UNM - Owens, Tyrone (19-83-0)

Passing (cmp-att-int-yds-TD):

FS - Marcus McMaryion (20-30-0-280-3)
UNM - Sheriron Jones (15-32-1-132-1)

Receiving Yards (no-yds-TD):

FS - KeeSean Johnson (8-149-2)
UNM - Patrick Reed (3-28-0)

Defense (ST-AT-TT-TFL-Sack):

FS - Jeff Allison (8-2-10-1-0-0-0)
UNM - Marcus Hayes (5-2-7-0-0-0-0)

Interceptions (no-yds-TD):

FS - Mike Bell (1-0-0)
UNM - None

ALBUQUERQUE, N.M. - Winning its fifth straight game and clinching bowl eligibility for a second straight season, Fresno State rolled to a 38-7 win at New Mexico on Saturday evening at Dreamstyle Stadium.

Fresno State (6-1, 3-0 MW) finished with 433 total yards in the contest passing for 280 yards while rushing for 153 yards. The 'Dogs limited New Mexico (3-4, 1-2 MW) to 280 yards as the Lobos nearly evenly split their yards rushing for 148 yards and passing for 132 yards.

Senior quarterback Marcus McMaryion went 20-of-30 for 280 yards while passing for three touchdowns as it was his fourth straight game with multiple touchdown passes. Senior wide receiver KeeSean Johnson had a career-high 149 receiving yards while matching his season-high with eight receptions and grabbed two touchdown receptions for his second multi-touchdown game of the season. Sophomore running back Ronnie Rivers totaled 146 all-purpose yards and tallied his first career three-touchdown game appearing all over the field for the 'Dogs. Rivers finished with 69 receiving yards, 48 rushing yards and 29 punt return yards, scoring two of his touchdowns on the ground while tacking on one more through the air.

Defensively, junior linebacker Jeff Allison finished with a team-high 10 tackles, eight solo, while junior defensive end Mykal Walker totaled six tackles. Junior free safety Mike Bell gave the 'Dogs their 13th interception of the season, snagging a pick for the third straight game.

How It Happened

Scoring first for the fifth time this season, the Bulldogs matched their opening drive that went scoreless, venturing on an identical 10-play, 44-yard drive that was highlighted by a 26-yard pass from McMaryion to Rivers down to the Lobos 17-yard line. A four-yard rush by Josh Hokit got the 'Dogs down to the 4-yard line, but a false start by the Bulldogs pushed them back to the 9-yard line and a Lobo sack of four yards on third down set up a 30-yard field goal by Fuller to give the 'Dogs a 3-0 lead.

The Bulldogs' defense forced its second-straight three-and-out after picking up its first points of the game on the previous drive, and picked up excellent field position obtaining the ball back at the Lobos' 46-yard line. The Bulldogs made quick work of its next drive as Rivers took home a 16-yard rushing touchdown on the ground to put Fresno State up 10-0 after the PAT.

After the Bulldog defense held the Lobos to 30 total yards and one first down in the first quarter, Fresno State's defense continued to make life difficult for the Lobos as free safety Mike Bell came up with his third interception in as many games to give the 'Dogs the ball back at Lobos 26-yard-line. A 13-yard run by McMaryion put the 'Dogs at the UNM 1-yard line before Rivers ran in his second rushing touchdown of the game to put the 'Dogs ahead 17-0.

New Mexico broke up the Bulldogs' shutout bid with 57 seconds remaining in the first half as the Lobos connected on a 16-yard touchdown pass from quarterback Sheriron Jones to wide receiver Elijah Lilly. The touchdown pass finished off a 7-play, 71-yard drive and momentarily cut the Fresno State lead to 17-7.

Fresno State wasted little time to counter the Lobos' score before the half, capitalizing on two 15-yard penalties on an 11-yard pass from McMaryion to Rivers. That was followed by a 34-yard touchdown strike from McMaryion to Johnson to extend the 'Dogs lead back to 24-7 with 36 second left to cap a lighting quick 21 second drive.

With the offense getting the ball to start the second quarter, the 'Dogs continued to roll on offense going on a 14-play, 75-yard drive that consumed 6:28 off the clock as McMaryion found Johnson across the middle for a 15-yard touchdown score which put the Bulldogs up 31-7.

Fresno State was again aided by two 15-yard Lobo penalties on the same play on its next drive, quickly racing down the field on an 80-yard, four-play drive that McMaryion capped off by connecting with Rivers for a 23-yard pass for his third touchdown pass of the night giving the 'Dogs a 38-7 lead.



Game #8

Fresno State 50, Hawaii 20

Oct. 27, 2018 • Bulldog Stadium • Fresno, Calif. • Attendance: 33,659

SCORE BY QUARTERS	1	2	3	4	OT	FINAL
Hawaii	3	10	0	7	-	20
Fresno State	14	23	10	3	-	50

Record (6-4, 3-2)
Record (7-1, 4-0)

SCORING SUMMARY

	Plays	TOP	Score
UH 1st 10:26 MESKELL 43 yd field goal	8-50	4:34	3-0
FS 1st 04:43 RICE, Ja. 19 yd pass from MCMARYION (FULLER kick)	5-41	2:42	3-7
FS 1st 00:37 JORDAN 49 yd pass from MCMARYION (FULLER kick)	5-71	2:20	3-14
UH 2nd 14:30 WARD 50 yd pass from MCDONALD (MESKELL kick)	4-75	1:01	10-14
FS 2nd 14:11 RIVERS 76 yd run (FULLER kick)	1-76	0:12	10-21
FS 2nd 08:57 FULLER 22 yd field goal	7-52	3:11	10-24
UH 2nd 04:35 MESKELL 28 yd field goal	9-65	4:22	13-24
FS 2nd 00:58 MIMS 21 yd pass from MCMARYION (FULLER kick failed)	9-74	3:29	13-30
FS 2nd 00:00 JORDAN 100 yd missed FG return (FULLER kick)	--	--	13-37
FS 3rd 09:49 FULLER 32 yd field goal	14-61	5:05	13-40
FS 3rd 08:45 GRIM 6 yd pass from MCMARYION (FULLER kick)	4-16	0:45	13-47
FS 4th 13:36 FULLER 21 yd field goal	6-40	1:27	13-50
UH 4th 01:43 STUBBLEFIELD 27 yd pass from MOUSSA (MESKELL kick)	8-79	3:42	20-50

TEAM STATS

	Hawaii	Fresno St.
First Downs	19	24
Rushing Att-Yards	26-88	33-214
Passing Cmp-Att-Yds	20-35-286	26-38-348
Total Plays-Yards	61-374	71-562
Fumbles-Lost	1-1	0-0
Penalties-Yards	3-14	8-69
Punts-Yards	4-168	2-73
Average	42.0	36.5
Net	37.5	36.5
Punt Returns (#-Yds-TD)	0-0-0	2-18-0
Kickoff Returns (#-Yds-TD)	5-103-0	5-99-0
Interceptions-Yards-TD	0-0-0	1-31-0
Fumble Ret-Yards-TD	0-0-0	0-0-1
Time of Possession	28:02	31:58
3rd Downs	7-of-14	6-of-13
4th Downs	0-of-1	0-of-0
Sacks By	0-0	2-3

INDIVIDUAL LEADERS

Rushing (att-yds-TD):

FS - Ronnie Rivers (11-125-1)
UH - Cole McDonald (12-62-0)

Passing (cmp-att-int-yds-TD):

FS - Marcus McMaryion (21-31-0-284-4)
UH - Cole McDonald (17-28-1-225-1)

Receiving Yards (no-yds-TD):

FS - KeeSean Johnson (8-102-0)
UH - John Ursua (5-70-0)

Defense (ST-AT-TT-TFL-Sack):

FS - Mykal Walker (6-3-9-3.5-1-0)
UH - Khoury Bethley (6-3-9-0-0-0-0)

Interceptions (no-yds-TD):

FS - Juju Hughes (1-31-0)
UH - None

FRESNO, Calif. - Fresno State made it six straight wins with a 50-20 Homecoming victory over Hawai'i on Saturday night at Bulldog Stadium. The Bulldogs (7-1, 4-0 MW) totaled a season-high 562 yards of offense passing for 348 yards and rushing for 214 while holding Hawai'i (6-4, 3-2 MW), who came in averaging 34.9 points per game, to their second fewest points scored this season.

Senior wide receiver KeeSean Johnson matched his season-high with eight receptions and had his fourth 100-yard receiving game of the season finishing with a team-high 102 yards. With his final reception of the night, Johnson became the program's all-time receptions leader with 234 passing current Green Bay Packer wide receiver and former Bulldog Davante Adams (2012-13).

Senior quarterback Marcus McMaryion continued his outstanding play with his fifth straight game with multiple touchdown passes tossing four scores to four different receivers while connecting on 21-of-31 passes for 284 yards. On the ground, sophomore running back Ronnie Rivers ran for a career-best 125 yards on 11 carries and scored the Bulldogs' lone rushing touchdown with a 76-yard burst in the second quarter.

Defensively, the Bulldog defense was led by junior defensive end Mykal Walker who finished with a team-high nine tackles, six solo, 3.5 tackles for loss, one sack and a fumble recovery. The 'Dogs nabbed their 14th interception of the season as junior free safety Juju Hughes made his second interception of the year. The Bulldog defense has now forced 20 turnovers on the season.

How It Happened

Allowing their opponent to score first for the third time this season, Hawai'i got on scoreboard first on an eight-play, 50-yard drive as Rainbow Warriors kicker Ryan Meskell nailed a 43-yard field goal to take a 3-0 lead.

After the Bulldog defense forced a three-and-out on the next Hawai'i offensive drive, Rivers returned a punt eight yards to the Hawai'i 41-yard line and after two rushes by the sophomore running back brought the ball down to the Hawai'i 30-yard line, the game went into a 29-minute delay due to a portion of the stadium lights malfunctioning.

With the game resuming play at 8:30 p.m. PT, the Bulldogs quickly found the end zone two plays later as McMaryion found Rice for a 19-yard touchdown to give the 'Dogs a 7-3 lead.

The Bulldog defense held the Rainbow Warriors to four yards on its next drive, getting the ball back at their own 29-yard line and quickly made their way down the field before McMaryion connected on a 49-yard touchdown pass to Jamire Jordan for the senior wide receiver's first touchdown reception of the season.

With the 'Dogs leading 14-3 after the opening quarter, Hawai'i quickly responded with a four-play, 75-yard drive as Hawai'i quarterback Cole McDonald found wide receiver Jolo Ward down the right hash for a 50-yard touchdown to cut the Bulldogs' lead to four.

A game featuring two high-flying offenses, and the offensive fireworks continued on the first play of the next offensive drive as Rivers broke loose for a 76-yard touchdown run, the longest touchdown run by a Bulldog running back since Martezee Waller in 2014, to give the 'Dogs a 21-10 lead. Holding Hawai'i to its third three-and-out of the game, the 'Dogs quickly got the ball back and went on their fourth straight scoring drive, marching down the field on a seven-play, 52-yard drive as kicker Asa Fuller connected on a 22-yard field goal to extend the lead to 24-10.

The Rainbow Warriors answered back with a nine-play, 65-yard drive that took 4:22 off the clock as Meskell connected on his second field goal of the night making it from 28-yards out to cut Fresno State's lead down to 24-13. The 'Dogs answered back with its fifth straight scoring drive as McMaryion tossed his third touchdown pass of the game with a 21-yard strike to Jordan Mims to complete a nine-play, 74-yard drive and push the Bulldogs' lead to 30-13.

The Bulldogs completed the barrage of first-half scoring in the final seconds of the second quarter as the Rainbow Warriors' 53-yard field goal attempt came up well short and allowed Jordan to return it from the end zone. After a few key blocks by the Bulldogs, the Lancaster, Calif. native was off to the races for a 100-yard missed field goal return for a touchdown to give the 'Dogs a 37-13 advantage.

Getting the ball to start the third quarter, the 'Dogs scored on a season-high sixth straight drive with a methodical 14-play, 61-yard drive that took 5:05 off the clock as Fuller hit his second field goal of the night making it from 32-yards out to increase the lead to 40-13.

Hughes quickly gave the ball back to the 'Dogs with his second interception of the season returning the ball 31 yards to the Hawai'i 16-yard line to set up another Bulldog touchdown as McMaryion found Derrion Grim for a 6-yard score to make it 23 straight points for the 'Dogs to push their lead to 47-13 (watch).

Fuller added his third field goal of the night, a 21-yarder, in the fourth quarter to complete the Bulldog scoring. Hawai'i ended Fresno State's run of 26 straight points with a 27-yard touchdown pass with 1:43 to play in the fourth quarter for the final result, 50-20.





Game #9

No. 20/23 Fresno State 48, UNLV 3

Nov. 3, 2018 • Sam Boyd Stadium • Las Vegas, Nev. • Attendance: 15,276

SCORE BY QUARTERS	1	2	3	4	OT	FINAL	
No. 20/23 Fresno State	7	10	17	14	-	48	Record (8-1, 5-0)
UNLV	0	0	0	3	-	3	Record (2-7, 0-5)

SCORING SUMMARY

			Plays	TOP	Score
FS 1st	10:39	JORDAN 12 yd pass from MCMARYION (FULLER kick)	6-45	2:35	7-0
FS 2nd	14:55	RIVERS 2 yd run (FULLER kick)	10-72	4:05	14-0
FS 2nd	00:36	FULLER, Asa 35 yd field goal	9-40	2:10	17-0
FS 3rd	10:45	RIDDERING 9 yd pass from MCMARYION (FULLER kick)	8-74	4:09	24-0
FS 3rd	08:22	HOKIT 5 yd run (FULLER kick)	1-5	0:07	31-0
FS 3rd	04:42	FULLER 47 yd field goal	4-9	2:32	34-0
FS 4th	14:54	GRIM 10 yd run (FULLER kick)	7-62	3:04	41-0
LV 4th	10:13	PANTELS 28 yd field goal	11-52	4:34	41-3
FS 4th	08:14	JOHNSON, S. 2 yd run (FULLER kick)	4-63	1:59	48-3

TEAM STATS

	Fresno St.	UNLV
First Downs	25	18
Rushing Att-Yards	192	197
Passing Cmp-Att-Yds	26-35-274	15-35-105
Total Plays-Yards	69-466	76-302
Fumbles-Lost	0-0	0-0
Penalties-Yards	5-40	8-57
Punts-Yards	3-122	8-305
Average	40.7	38.1
Net	40.7	35.5
Punt Returns (#-Yds-TD)	1-21-0	1-0-0
Kickoff Returns (#-Yds-TD)	1-18-0	4-73-0
Interceptions-Yards-TD	1-39-0	1-8-0
Fumble Ret-Yards-TD	0-0-0	0-0-0
Time of Possession	31:25	28:35
3rd Downs	5-of-10	5-of-18
4th Downs	0-of-0	2-of-3
Sacks By	2-6	0-0

INDIVIDUAL LEADERS

Rushing (att-yds-TD):
FS - Ronnie Rivers (12-33-1)
UNLV - Charles Williams (16-121-0)
Passing (cmp-att-int-yds-TD):
FS - Marcus McMaryion (26-35-1-274-2)
UNLV - Max Gilliam (14-30-1-98-0)
Receiving Yards (no-yds-TD):
FS - KeeSean Johnson (8-97-0)
UNLV - Brandon Presley (4-48-0)
Defense (ST-AT-TT-TFL-Sack):
FS - Juju Hughes (6-5-11-0-0-0-0)
UNLV - Dalton Baker (7-4-11-0-0-0-0)
Interceptions (no-yds-TD):
FS - Jaron Bryant (1-39-0)
UNLV - Javin White (1-8-0)

LAS VEGAS – No. 20/23 Fresno State earned its seventh consecutive win on Saturday night with a 48-3 road win over UNLV at Sam Boyd Stadium. The Bulldogs (8-1, 5-0 MW) totaled 466 yards of offense, passing for 274 yards and rushing for 192 while holding UNLV (2-6, 0-5 MW) to one field goal, marking the third time this season Fresno State held a team out of the end zone.

It was a team effort against UNLV as Fresno State's six touchdowns were scored by six different Bulldogs, four rushing and two passing.

Senior quarterback Marcus McMaryion had his sixth straight game with multiple touchdown passes throwing for two to two different receivers while finishing the game 26-of-35 for 274 yards. On the ground, nine different Bulldogs recorded rushes with Ronnie Rivers leading that category with 12 (for 33 yards and one touchdown). Saevion Johnson led the team in rushing yards with 47 yards on three carries, including a long of 37 yards to score the Bulldogs final touchdown of the game.

Defensively the Bulldogs were led by Juju Hughes who finished with a team-high 11 tackles, six solo. The 'Dogs grabbed their 15th interception of the season as junior defensive back Jaron Bryant recorded his first interception of the season. The Bulldog defense has now forced 21 turnovers on the season.

How It Happened

After a pair of first downs by UNLV to open the game, Fresno State's defense held tough, forcing UNLV into a punt. On that punt, Mykal Walker got through the line and partially blocked the punt to set back the kick for a net of just 15 yards to give the Bulldogs field position at the Rebels' 45-yard line for their first offensive drive. The 'Dogs moved the ball 45 yards in six plays as McMaryion hit Jamire Jordan on a slant across the middle for a 12-yard touchdown to put Fresno State in front 7-0 with 10:39 left in the first quarter.

Looking to get on the board midway through the quarter, Evan Pantels lined up for a 46-yard field goal attempt but missed wide to the right. The 'Dogs capitalized, marching nine plays down the field to the Rebels' two-yard line as time expired in the first quarter. Ronnie Rivers scored on a two-yard rush to the right side on the first play of the second frame to increase Fresno State's lead to 14-0.

With three minutes remaining before halftime, Blake Cusick pinned UNLV at its own 8-yard line. Fresno State held the Rebels to a three-and-out and set the 'Dogs up at their own 42-yard line. The Bulldogs used the short field to their advantage, picking up three points with an Asa Fuller 35-yard field goal as they took a 17-0 lead into the half.

Receiving the ball out of the break, Fresno State scored on its first drive of the second half for the third consecutive game as McMaryion led the 'Dogs 65 yards down the field before connecting with Kyle Riddering for a nine-yard touchdown. It was Riddering's fifth catch and third touchdown of the season.

Seven plays into the Rebels' ensuing drive, Jaron Bryant grabbed his first pick of the season, returning it 39 yards to the UNLV five-yard line. It took just one play for the Bulldogs to push their lead to 31-0 with 8:22 left in the third quarter as Josh Hokit rushed to the left side and snuck inside the pylon.

After holding UNLV to its fourth three-and-out of the game, Fresno State moved the ball to the Rebel 29-yard line on its next possession. Asa Fuller knocked in his second field goal of the game, a season-long 47 yards to extend the lead to 34-0 with 4:42 remaining in the third quarter.

Forcing UNLV to punt on its next drive, Fresno State did just what it did to end the third, drive the ball down into the red zone. On the first play from scrimmage to start the fourth quarter, Derrion Grim scored his first-career rushing touchdown, running into the end zone from 10 yards out to give the Bulldogs a 41-0 advantage.

With 10:13, UNLV ended the Bulldogs' bid for a shutout as Pantels hit a 28-yard field goal.

Starting with the ball at their own 45-yard line, it took just four plays for the Bulldogs to find the end zone one more time. After Saevion Johnson broke loose for a 37-yard run, the sophomore ended the drive with a two-yard touchdown plunge to put Fresno State on top 48-3.



Game #10

Boise State 24, No. 16/17 Fresno State 17

Nov. 9, 2018 • Albertsons Stadium • Boise, Idaho • Attendance: 33,118

SCORE BY QUARTERS	1	2	3	4	OT	FINAL	
No. 16/17 Fresno State	0	10	7	0	-	17	Record (8-2, 5-1)
Boise State	3	0	7	14	-	24	Record (8-2, 5-1)

SCORING SUMMARY

			Plays	TOP	Score
BSU 1st	06:37	HOGGARTH 35 yd field goal	9-62	4:05	0-3
FS 2nd	14:12	JOHNSON, K. 3 yd pass from MCMARYION (FULLER kick)	9-83	2:51	7-3
FS 2nd	00:00	FULLER 47 yd field goal	7-37	1:14	10-3
FS 3rd	11:42	RIVERS 1 yd run (FULLER kick)	7-75	3:18	17-3
BSU 3rd	05:56	MATTISON 7 yd run (HOGGARTH kick)	12-70	5:40	17-10
BSU 4th	14:57	MATTISON 1 yd run (HOGGARTH kick)	11-59	5:16	17-17
BSU 4th	09:22	SHAKIR 49 yd pass from RYPIEN (HOGGARTH kick)	7-83	2:31	17-24

TEAM STATS

	Fresno St.	Boise St.
First Downs	22	24
Rushing Att-Yards	28-107	44-179
Passing Cmp-Att-Yds	24-35-283	24-30-269
Total Plays-Yards	63-390	74-448
Fumbles-Lost	1-0	0-0
Penalties-Yards	9-61	4-45
Punts-Yards	4-159	2-69
Average	39.8	34.5
Net	38.2	24.5
Punt Returns (#-Yds-TD)	0-0-0	2-6-0
Kickoff Returns (#-Yds-TD)	3-54-0	3-74-0
Interceptions-Yards-TD	1-33-0	0-0-0
Fumble Ret-Yards-TD	0-0-0	0-0-0
Time of Possession	25:34	34:26
3rd Downs	2-of-10	10-of-16
4th Downs	1-of-2	1-of-2
Sacks By	1-3	3-24

INDIVIDUAL LEADERS

Rushing (att-yds-TD):
FS - Jordan Mims (8-47-0)
BSU - Alex Mattison (30-144-2)
Passing (cmp-att-int-yds-TD):
FS - Marcus McMaryion (24-35-0-283-1)
BSU - Brett Rypien (24-29-1-269-1)
Receiving Yards (no-yds-TD):
FS - KeeSean Johnson (8-95-1)
BSU - A.J. Richardson (5-66-0)
Defense (ST-AT-TT-TFL-Sack):
FS - Jeff Allison (7-7-14-0-0-0-0)
BSU - Kekoa Nawahine (5-5-10-0-0-0-0)
Interceptions (no-yds-TD):
FS - Juju Hughes (1-33-0)
BSU - None

BOISE, Idaho – No. 16/17 Fresno State fell to Boise State 24-17, losing its first Mountain West game of the season on Friday night at Albertsons Stadium after a furious second half comeback by the Broncos who registered 21 unanswered points. The Bulldogs (8-2, 5-1 MW) totaled 390 yards of offense, passing for 283 yards while Boise State (8-2, 5-1 MW) finished the game with 448 yards of offense, the most allowed by Fresno State this season.

Senior quarterback Marcus McMaryion threw for one touchdown and connected on 24-of-35 passes for 283 yards. Senior wide receiver KeeSean Johnson matched his season-high of eight receptions and finished with a team-high 95 yards. Johnson scored the Bulldogs' first touchdown of the night, a three-yard reception. On the ground, sophomore running back Ronnie Rivers had 33 yards on seven carries and scored the Bulldogs' lone rushing touchdown which gave the 'Dogs a 17-3 lead early in the third quarter.

Junior linebacker Jeff Allison led the team on defense with 14 tackles, seven solo. The 'Dogs grabbed their 16th interception of the season as junior free safety Juju Hughes had the only turnover of the game. It was his fourth career interception and third of the season. The Bulldog defense has forced 22 turnovers on the season while surrendering just seven.

How It Happened

Brett Rypien opened the game with a 41-yard pass to Sean Modster on the first play from scrimmage to put Boise State on the Fresno State 30-yard line. After that, the Bulldogs defense tightened up and the Broncos settled for a Haden Hoggarth 50-yard field goal attempt that sailed wide left.

After the Broncos forced a punt on the Bulldogs' first offensive drive, they moved the ball down inside the red zone. But again, BSU settled for a field goal attempt but this attempt was true, connecting on a 35-yard attempt for a 3-0 lead and 6:37 left on the clock in the first quarter.

Late in the first quarter, Fresno State's offense got things going, using just four plays to flip the field and get the ball into the red zone following a 38-yard reception by Johnson. Two plays later, McMaryion found Johnson for a three-yard score to give the 'Dogs a 7-3 lead with 14:12 remaining in the second quarter.

With Boise State methodically marching down the field, the Bulldogs' defense stood tall inside the red zone, on the 15th play of the Broncos' drive, they lined up for a field goal on fourth-and-3 at the 12-yard line, but the Broncos opted for trickery. On the fake, James Bailey snuffed it out and wrapped the legs of Hoggarth to stop them short and turn the ball over on downs. On Fresno State's ensuing possession, the 'Dogs moved the ball 66 yards on 10 plays, but missed a 38-yard field goal attempt.

With the Broncos looking to take advantage of the missed field goal before the half, Juju Hughes picked off Rypien in the end zone to end the threat and left the offense with 1:14 to capitalize. The 'Dogs drove it 37 yards and gave Asa Fuller an attempt of 47 yards that he snuck inside the right upright to give the Bulldogs a 10-3 lead as time expired on the first half.

Fresno State opened up the second half with the ball, and as they did they did the previous three games, they manufactured points. The 'Dogs went 75 yards on seven plays and extended its lead to 14 with Rivers capping the drive with a one-yard touchdown plunge on fourth down.

From that point on, it was all Boise State. Down 17-3, the Broncos answered the Bulldogs first possession score with a TD of their own using a 12-play drive to pull their deficit back to seven, 17-10. The linchpin of the drive was registering 15 yards on third-and-16 from the FS 47-yard line that was followed by a fourth down conversion. Alex Mattison capped the drive with a seven-yard run. It was the first score for a Bulldog opponent on their opening possession of the second half this season.

At the 14:57 mark in the fourth quarter, Boise State tied the game 17-17. The Broncos moved the ball 58 yards down to the one-yard line at the close of the third quarter and Mattison knotted the game with a one-yard score to start the fourth. The Broncos struck again with 9:22 remaining in the game for the go-ahead score, 24-17, as they moved the ball 34 yards before Rypien found Khalil Shakir down the middle for a 49-yard touchdown on third-and-8 to take the lead.

Fresno State moved the ball into Boise State territory on their final two possessions. The first try fell short as a 50-yard field attempt was blocked on fourth-and-10 from the 30-yard line. The 'Dogs forced a three-and out and got the ball back for once last chance with 5:11 on the clock. The 'Dogs made it as far as the Boise State 29-yard line, but on fourth-and-11 McMaryion's pass attempt down the middle for Johnson was broken up to seal the game for Boise State.





Game #11

Fresno State 23, San Diego State 14

Nov. 17, 2018 • Bulldog Stadium • Fresno, Calif. • Attendance: 36,123

SCORE BY QUARTERS	1	2	3	4	OT	FINAL
San Diego State	7	7	0	0	-	14
Fresno State	7	3	7	6	-	23

Record (7-4, 4-3)
Record (9-2, 6-1)

SCORING SUMMARY

	Plays	TOP	Score
FS 1st 12:08 JORDAN 86 yd pass from MCMARYION (FULLER kick)	3-94	1:11	0-7
SD 1st 06:21 TREVILLION 75 yd pass from CHAPMAN (BARON kick)	1-75	0:12	7-7
FS 2nd 06:47 FULLER 25 yd field goal	10-63	5:12	7-10
SD 2nd 06:29 TREVILLION 70 yd pass from AGNEW (BARON kick)	1-70	0:11	14-10
FS 3rd 10:56 RIVERS 2 yd run (FULLER kick)	8-75	4:04	14-17
FS 4th 12:40 MIMS 1 yd run (FULLER kick blockd)	10-70	4:36	14-23

TEAM STATS

	SDSU	Fresno St.
First Downs	8	17
Rushing Att-Yards	27-64	43-123
Passing Cmp-Att-Yds	8-21-218	17-24-267
Total Plays-Yards	48-282	67-390
Fumbles-Lost	0-0	1-0
Penalties-Yards	6-41	3-40
Punts-Yards	6-261	6-249
Average	43.5	41.5
Net	41.5	41.5
Punt Returns (#-Yds-TD)	0-0-0	3--8-0
Kickoff Returns (#-Yds-TD)	5-106-0	1-22-0
Interceptions-Yards-TD	0-0-0	0-0-0
Fumble Ret-Yards-TD	0-0-0	0-0-0
Time of Possession	23:29	36:31
3rd Downs	4-of-13	7-of-15
4th Downs	0-of-2	0-of-0
Sacks By	2-6	1-2

INDIVIDUAL LEADERS

Rushing (att-yds-TD):

FS - Ronnie Rivers (22-78-1)

SDSU - J. Washington (18-38-0)

Passing (cmp-att-int-yds-TD):

FS - Marcus McMaryion (17-24-0-267-1)

SDSU - C. Chapman (4-13-0-126-1)

Receiving Yards (no-yds-TD):

FS - KeeSean Johnson (10-141-0)

SDSU - F. Trevillion (4-189-2)

Defense (ST-AT-TT-TFL-Sack):

FS - Juju Hughes (2-7-9-0-0-0-0)

SDSU - K. Tezino (5-10-15-1-0-1-0)

Interceptions (no-yds-TD):

FS - None

SDSU - None

Game #12

No. 23 Fresno State 31, San Jose State 13

Nov. 24, 2018 • Bulldog Stadium • Fresno, Calif. • Attendance: 26,162

SCORE BY QUARTERS	1	2	3	4	OT	FINAL
San Jose State	0	0	0	13	-	13
No. 23 Fresno State	0	3	14	14	-	31

Record (1-11, 1-7)
Record (10-2, 7-1)

SCORING SUMMARY

	Plays	TOP	Score
FS 2nd 00:03 FULLER 32 yd field goal	13-54	4:04	0-3
FS 3rd 05:30 MIMS 1 yd run (FULLER kick)	5-77	1:49	0-10
FS 3rd 00:32 JOHNSON, K. 31 yd pass from MCMARYION (FULLER kick)	5-80	2:11	0-17
SJSU 4th 14:47 ROBERSON 73 yd pass from CARRILLO (CRAWFORD kick)	3-75	0:45	7-17
FS 4th 11:59 RIVERS 18 yd pass from MCMARYION (FULLER kick)	6-78	2:39	7-24
FS 4th 04:08 MOSBY 95 yd interception return (FULLER kick)	--	--	7-31
SJSU 4th 01:24 WALKER 4 yd pass from CARRILLO (BLACKWELL rush failed)	6-47	2:34	13-31

TEAM STATS

	SJSU	Fresno St.
First Downs	16	19
Rushing Att-Yards	22-60	36-198
Passing Cmp-Att-Yds	25-43-307	20-29-317
Total Plays-Yards	65-367	65-515
Fumbles-Lost	0-0	2-2
Penalties-Yards	5-40	5-58
Punts-Yards	9-401	5-219
Average	44.6	43.8
Net	41.9	39.8
Punt Returns (#-Yds-TD)	0-0-0	2-4-0
Kickoff Returns (#-Yds-TD)	4-82-0	2-72-0
Interceptions-Yards-TD	0-0-0	1-95-1
Fumble Ret-Yards-TD	0-0-0	0-0-0
Time of Possession	30:47	29:13
3rd Downs	5-of-16	5-of-13
4th Downs	0-of-1	0-of-0
Sacks By	0-0	3-4

INDIVIDUAL LEADERS

Rushing (att-yds-TD):

FS - Ronnie Rivers (17-92-0)

SJSU - Tyler Nevens (9-50-0)

Passing (cmp-att-int-yds-TD):

FS - Marcus McMaryion (20-29-0-317-2)

SJSU - Michael Carrillo (24-41-1-302-2)

Receiving Yards (no-yds-TD):

FS - KeeSean Johnson (7-173-1)

SJSU - Tre Walker (11-116-1)

Defense (ST-AT-TT-TFL-Sack):

FS - Mykal Walker (2-6-8-0-0-1-5)

SJSU - Jesse Osuna (11-4-15-0-0-2-0)

Interceptions (no-yds-TD):

FS - Arron Mosby (1-95-1)

SJSU - None

FRESNO, Calif. – Clinching a second straight West Division crown and a trip back to the Mountain West championship game, Fresno State overcame a four-point halftime deficit to defeat San Diego State, 23-14, on Saturday evening at Bulldog Stadium.

Holding on to the Oil Can Trophy for a second consecutive season, the Bulldogs rallied from a 14-10 halftime deficit by shutting out SDSU in the second half and limiting them to just 57 yards of offense. Meanwhile, the 'Dogs racked up 178 yards offense and went 4-of-6 on third downs in the second half en route to the comeback.

Overall, Fresno State (9-2, 6-1 MW) tallied 390 yards of offense, passing for 267 yards and rushing for 123.

Bulldog quarterback Marcus McMaryion finished 17-of-24 for 267 yards and tossed an 86-yard touchdown to Jamire Jordan while adding 16 rushing yards. The senior from Dinuba has now thrown for at least 200 yards in all 11 games this season. Senior wide receiver KeeSean Johnson matched his career-high with 10 receptions for 141 yards and sophomore running back Ronnie Rivers had a career-high 22 carries totaling 78 yards and a touchdown.

Defensively, safety Juju Hughes led the 'Dogs with nine tackles as the Bulldog defense held the Aztecs rushing attack to 64 yards. SDSU came into the game averaging 166.1 yards per game. The 'Dogs only allowed SDSU to complete eight passes for 218 yards with 145 of those yards coming on 75, and 70-yard touchdowns passes to wide receiver Fred Trevillion.

How It Happened

After Fresno State held San Diego State to a three-and-out, the Bulldogs opened the game on their own 6-yard line after a 55-yard punt. On the third play, McMaryion caught the Aztec defense offside on a third-and-2 and took advantage of the free play, connecting with Jamire Jordan for an 86-yard touchdown down the left sideline to open up the scoring 12:08 into the game.

San Diego State leveled the game in the first quarter, 7-7, with a deep ball of their own, a 75-yard touchdown pass from Christian Chapman that found Fred Trevillion in stride with 6:21 on the clock in the first.

The 'Dogs regained the lead with 6:40 remaining in the second quarter as they put together a 10-play, 63-yard drive that ended with a 25-yard field goal from Asa Fuller. It was quick lived though, as the Aztecs went to the air again, this time with different quarterback under center in Ryan Agnew. Agnew connected with Trevillion for a 70-yard touchdown pass on their first play following the Bulldogs' field goal to regain the lead, 14-10. The Aztecs took that lead into the half to mark the second time this season the 'Dogs trailed at the break.

For the fifth straight game, Fresno State took its first possession of the second half in for points. Aided by a 32-yard reception from KeeSean Johnson, the Bulldogs worked the ball 75 yards down the field as Ronnie Rivers ran it from two yards out on a pitch to give the 'Dogs a 17-14 lead. San Diego State looked to tie up the game with just over two minutes remaining in the third, but John Baron's 47-yard attempt stayed left of the upright with 2:16 remaining in the third quarter.

Fresno State went right to work on its ensuing drive. Keyed by a 37-yard reception by Johnson inside the Aztec 5-yard line, the Bulldogs moved the ball 70 yards on 10 plays to extend its lead to 23-14 on a one-yard touchdown plunge from Jordan Mims with 12:40 left in the game.

The 'Dogs forced a three-and-out on SDSU's next possession and Isaiah Johnson ended the Aztecs final drive with a sack on fourth-and-nine.



FRESNO, Calif. – Overcoming a sluggish start in the first half, Fresno State used four second-half touchdowns to ease to a 31-13 victory over San Jose State on Senior Day at Bulldog Stadium.

Fresno State (10-2, 7-1 MW) totaled 515 yards of offense with 326 of that coming in the second half as the Bulldogs scored 28 of their 31 points over their final 30 minutes.

Marcus McMaryion and KeeSean Johnson sparked the offense during the second half as McMaryion went 11-of-12 for 242 yards and two touchdowns with Johnson catching six of those passes for 165 yards and one of McMaryion's two TD throws.



McMaryion totaled 347 yards offense in his final start at Bulldog Stadium, passing for 317 yards on 20-of-29 attempts and added 30 rushing yards. Johnson finished with a career-high 173 receiving yards on seven receptions while scoring on a 31-yard touchdown in the third quarter (watch) to become the program's all-time leader in receiving yards passing former Bulldog wideout Charlie Jones. On the ground, the Bulldogs totaled 198 yards as sophomore running back Ronnie Rivers led the way with 92 yards on 17 carries. Jordan Mims added 55 yards on eight carries and scored his sixth rushing touchdown of the season.

Defensively, the Bulldogs limited San Jose State (1-11, 1-7 MW) to 60 rushing yards and 367 total yards. Junior defensive end Mykal Walker led the way for the second time this season, recording eight tackles, 1.5 tackles for loss and two quarterback hurries while Arron Mosby put the game away scoring the Bulldogs final touchdown with a 95-yard pick-six with less than five minutes remaining in the game.

How It Happened

After a scoreless first quarter, SJSU looked to be the first team on the scoreboard midway through the second quarter after completing an 18-yard pass from quarterback Michael Carrillo to wide receiver Tre Walker that set up a 4th-and-1 at the Fresno State 30-yard line, but the 'Dogs came up with a key defensive stop by Mike Bell (watch) to get the Bulldogs the ball back. The 'Dogs capitalized on the turnover-on-downs with a 13-play, 54-yard drive that took the ball down to the Spartans 15-yard line to set up a 32-yard field goal by Asa Fuller to put the Bulldogs ahead 3-0 at halftime. Despite only three points, the Bulldogs registered 189 yards offense to the Spartans' 130.

The third quarter saw the Bulldogs' offense catch fire scoring a pair of touchdowns. The first came on a quick five-play, 77-yard drive in 1:49 that used a 17-yard run by Mims and a 45-yard pass from McMaryion to Johnson to set up a 1-yard touchdown run by Mims (watch). Fresno State extended its lead to 17-0 on its next offensive drive using back-to-back receptions by Johnson, one for 37 yards (watch) which was then followed by a 31-yard touchdown.

On the first play of fourth quarter, the Spartans answered back breaking up the Bulldogs' shutout bid with a 73-yard touchdown pass from Carrillo to running back Malike Roberson that cut the lead to 17-7.

Fresno State then made it three straight offensive drives with a touchdown, going on a six-play, 78-yard drive, that was capped by an 18-yard pass from McMaryion to Rivers (watch) to put the 'Dogs ahead 24-7 with 11:59 to go in the game.

After the Bulldogs' second turnover of the game, a fumble by running back Josh Hokit, it gave the Spartans the ball back at their own 25-yard line, the Spartans drove the ball 66 yards in four plays before Mosby picked off a Carrillo pass at the Fresno State 5-yard line (watch) and returned it 95 yards for a touchdown, the longest interception return for a touchdown by a Bulldog since 2004.

SJSU added one final touchdown on its last offensive drive with a four-yard touchdown pass from Carrillo to Walker to make it the final score 31-13.



Game #13, MW Championship Game

No. 25/23 Fresno State 19, Boise State 16 (OT)

Dec. 1, 2018 • Albertsons Stadium • Boise, Idaho • Attendance: 23,662

SCORE BY QUARTERS	1	2	3	4	OT	FINAL
No. 25/23 Fresno State	7	3	3	0	6	19
No. 19/20 Boise State	7	0	0	6	3	16

SCORING SUMMARY			Plays	TOP	Score
FS 1st	09:03	QUICK 15 yd pass from MCMARYION (FULLER kick)	3-20	1:08	7-0
BSU 1st	01:56	MODSTER 10 yd pass from RYPIEN (HOGGARTH kick)	15-75	7:03	7-7
FS 2nd	03:20	FULLER 44 yd field goal	10-51	3:32	10-7
FS 3rd	11:07	FULLER 38 yd field goal	9-43	3:46	13-7
BSU 4th	08:01	MATTISON 34 yd run (HOGGARTH kick blocked)	7-87	3:09	13-13
BSU OT	15:00	HOGGARTH 23 yd field goal	6-19	--	13-16
FS OT	15:00	RIVERS, Ronnie 1 yd run	5-25	--	19-16

TEAM STATS	Fresno St.	Boise St.	INDIVIDUAL LEADERS
First Downs	14	22	Rushing (att-yds-TD):
Rushing Att-Yards	33-118	55-225	FS - Ronnie Rivers (17-63-1)
Passing Cmp-Att-Yds	20-32-170	15-31-125	BSU - Alex Mattison (40-200-1)
Total Plays-Yards	65-288	86-350	Passing (cmp-att-int-yds-TD):
Fumbles-Lost	2-2	1-1	FS - Marcus McMaryion (20-32-0-170-1)
Penalties-Yards	6-50	6-50	BSU - Brett Rypien (15-31-0-125-1)
Punts-Yards	8-321	8-313	Receiving Yards (no-yds-TD):
Average	40.1	39.1	FS - KeeSean Johnson (6-40-0)
Net	40.1	36.6	BSU - Sean Modster (4-45-1)
Punt Returns (#-Yds-TD)	0-0-0	3-0-0	Defense (ST-AT-TT-TFL-Sack):
Kickoff Returns (#-Yds-TD)	3-58-0	3-78-0	FS - Mykal Walker (4-8-12-2.5-1.5)
Interceptions-Yards-TD	0-0-0	0-0-0	BSU - Tyson Maeva (6-5-11-2.0-1.0)
Fumble Ret-Yards-TD	0-0-0	0-0-0	Interceptions (no-yds-TD):
Time of Possession	25:21	34:39	FS - None
3rd Downs	4-of-15	6-of-18	BSU - None
4th Downs	0-of-0	1-of-2	
Sacks By	2-17	2-6	

BOISE, Idaho — With the Mountain West Championship game in the balance in overtime on a snow covered field, sophomore running back Ronnie Rivers skated in from one-yard on an option pitch from senior quarterback Marcus McMaryion for a touchdown to give Fresno State a 19-16 win over Boise State, its third Mountain West title, and avenged its 2014 and 2017 championship game road losses to BSU in its fourth overall championship game appearance.

The loss was just the ninth for the Broncos at Albertsons Stadium since 2000 and their first overtime loss at home since 2007. It was Fresno State's first win on the blue turf and first win at Boise State since 1984.



Rivers finished the game with 63 yards rushing and the game's final score. McMaryion passed for 170 yards and a touchdown on 20-of-32 attempts to go with 40 yards on six carries. Michiah Quick caught the Bulldogs' one TD reception.

Junior Mykal Walker was named the Defensive MVP, finishing the night with 11 tackles, 2.0 tackles for loss, one sack and a fumble recovery that led to the game's opening touchdown. Fellow juniors Jeff Allison and Mike Bell were all over the field, joining Walker with double-digit tackle totals with 12 and 10, respectively.

How It Happened

Fresno State produced the game's first turnover as Brett Rypien lost the handle of a wet ball before his pass attempt on the Broncos' first play of their second drive of the game. Walker pounced on the loose ball, and the Bulldogs took over at the Broncos' 20-yard line. Three plays later, McMaryion lofted a ball to the left corner of the end zone into the awaiting hands of Quick for a 15-yard TD reception to put the 'Dogs on top, 7-0, with 9:03 left in the first quarter.

Boise State answered with a 15-play drive that used nearly half of the first quarter. On third-and-9 from the Bulldogs' 10-yard line, Rypien's pass to the back of the end zone was nearly intercepted by Jaron Bryant, but instead it found the hands of Sean Modster who got a toe inbounds for the touchdown to knot the game, 7-7, at 1:56 mark in the first quarter.

On the Bulldogs' ensuing possession and facing a third-and-6, McMaryion found Quick for the first down, but he was stood up and stripped of the ball. The Broncos' Avery Williams recovered the ball at the Bulldogs' 41-yard line. In spite of the turnover, Fresno State's defense forced a turnover on downs six play later when BSU went for it on fourth-and-8. Rypien's throw fell just beyond the outstretch hands of Akilian Butler in the end zone.

Fresno State capitalized on the Broncos' turnover on downs, driving 51 yards to set up place kicker Asa Fuller for a 44-yard field goal with 3:20 left to play in the half, which was made during a point in the game where the snow was falling the heaviest. The 'Dogs took a 10-7 advantage into the half.

The Bulldogs added to their lead on the opening drive of the third quarter with Fuller's second field goal of the game, a 38-yard attempt with 11:07 on the clock to start the scoring in the second half, giving Fresno State a 13-7 lead.

With neither side being able to find points for nearly 20 minutes, Boise State tied the contest with 8:01 remaining in the game. Alexander Mattison found a hole up the middle for the Broncos and raced to a 34-yard touchdown, capping a seven-play, 87-yard drive. Fresno State's Matt Boateng, though, got off the edge and blocked the point after attempt to leave the game knotted at 13-13, a play that would ultimately send the Mountain West Championship game into its first-ever overtime.

Fresno State won the overtime coin toss and elected to start on defense. Boise State opened overtime with four consecutive Mattison rushes until Rypien went to the air on third-and-goal from the six-yard line. The Broncos settled for a 23-yard field goal from Haden Hoggarth, which put them ahead 16-13.

Knowing they needed at least three points, McMaryion found Jared Rice across the middle of the field on second down for a 16-yard gain. Rivers then found a hole and picked up eight yards on the next play to put the Bulldogs at the 1-yard line with second down coming up. After being stopped for no gain, McMaryion pitched out to Rivers on third down as the sophomore back scampered into the end zone for the win.



77

NICK ABBS

OL

6-5 | 293 | Jr. | 3rd Year

Portland, Ore. (Gresham HS/ Fresno City College)

CAREER GAMES: 13

STARTS: 3

2018 (JUNIOR): Played in all 13 games with three starts ... aided an offensive line unit that helped produce 420.4 ypg and 34.9 ppg ... the unit held five opponents without a sack over the season's 13 games ... helped produce 1,901 yards on the ground for 28 touchdowns and 3,564 yards through the air – the most since 2013 - for 26 touchdowns over the course of the season.

PERSONAL: Son of Virginia and William Abbs ... is a health science major at Fresno State.



79

NICK AIBUEDEFE

OL

6-4 | 274 | Jr. | 4th Year

Sacramento, Calif. (Capital Christian HS)

CAREER GAMES: 14

2018 (JUNIOR): Saw action in six games ... aided an offensive line unit when the team rushed for a season-high 239 yards and seven touchdowns in the season opener against Idaho on Sept. 1 ... also assisted the team throwing for a season-high 368 yards and four touchdowns on Sept. 29 against Toledo.

PERSONAL: Born in San Jose, Calif. ... parents are Ben and Ables Aibuedefe ... has two siblings, Bianca and Chris ... major at Fresno State is criminology-law enforcement.



13

JUSTIN ALLEN

WR

5-11 | 192 | Sr. | 5th Year

Los Angeles, Calif. (Mater Dei HS)

CAREER GAMES: 36

STARTS: 2

2018 (SENIOR): Made two starts and appeared in 11 games ... started at UCLA on Sept. 15 and at home versus Wyoming on Oct. 13 ... had five receptions for 38 yards in 2018 ... had a single-game season-best three receptions for 14 yards at Minnesota on Sept. 8 ... recorded a season-long 13-yard reception against Wyoming.

PERSONAL: Born in Downey, Calif. ... son of Jerald and Lynn Allen ... has three older brothers ... majoring in africana studies.



9

JEFF ALLISON

LB

6-0 | 235 | Jr. | 3rd Year

Miami, Fla. (Langston Hughes HS [Ga.])

CAREER GAMES: 39

STARTS: 27

2018 (JUNIOR): Named the 2018 Mountain West Defensive Player of the Year and All-MW First-Team selection ... started all 13 games ... led the team with 121 tackles, 66 solo ... averaged 9.3 tackles per game ... posted a career-high 17 tackles against Nevada on Oct. 6, led the team in tackles nine times during the season and tallied six games with double-digit tackle outputs ... had two interceptions this season, both coming in the third quarter against UCLA to help lead the Bulldogs to a 38-14 win over the Bruins ... recorded a tackle for loss in eight games ... logged three quarterback hurries.

PERSONAL: Born in Miami, Fla. ... son of Edward and Shynita Ponton ... has three brothers – Bernard Lee, Edward Ponton II and Gregory Ponton ... major at Fresno State is criminology-law enforcement.

JEFF ALLISON'S GAME-BY-GAME

2018 - Junior	Tackles			TFL-Yds	Sacks-Yds	FF	FR	QBH
	UA	A	Total					
Idaho	2	4	6	0.5-1	0.0-0	0	0	0
at Minnesota	5	10	15	0.0-0	0.0-0	0	0	0
at UCLA	5	1	6	0.0-0	0.0-0	0	0	0
Toledo	6	3	9	0.0-0	0.0-0	0	0	1
at Nevada	11	6	17	0.5-2	0.5-2	0	0	0
Wyoming	3	10	13	0.0-0	0.0-0	0	0	0
at New Mexico	8	2	10	1.0-6	0.0-0	0	0	1
Hawai'i	5	3	8	0.5-0	0.0-0	0	0	0
at UNLV	0	0	0	0.0-0	0.0-0	0	0	0
at Boise State	7	7	14	0.0-0	0.0-0	0	0	0
San Diego State	5	2	7	1.0-1	0.0-0	0	0	1
San Jose State	2	2	4	0.5-0	0.0-0	0	0	0
at No. 19 Boise State	7	5	12	0.5-0	0.0-0	0	0	0
TOTALS	66	55	121	5.5-12	0.5-2	0	0	3

JEFF ALLISON'S CAREER STATS

INTERCEPTIONS	G	NO.	YDS	TD	LG	AVG/R	AVG/G
2016	12	0	0	0	0	0.0	0.0
2017	14	0	0	0	0	0.0	0.0
2018	13	2	27	0	23	13.5	2.1
TOTAL	39	2	27	0	23	13.5	0.7

TACKLES	G	UA	A	TOTAL	TFL	YDS	PD	FF	FR	BLKD	QBH
2016	12	8	13	21	0.0	0	0	0	0	0	0
2017	14	79	47	126	5.5	22	3	2	2	0	0
2018	13	66	55	121	5.5	12	3	0	0	0	3
TOTAL	39	153	115	268	11.0	34	6	2	2	0	3

SACKS	G	UA	A	TOTAL	YDS
2016	12	0	0	0.0	0
2017	14	2	0	2.0	13
2018	13	0	1	0.5	2
TOTAL	39	2	1	2.5	15

JEFF ALLISON'S SINGLE-GAME BESTS

Solo Tackles: 11 (at Nevada, 10/6/18)

Total Tackles: 17 (at Nevada, 10/6/18)





90

KEVIN ATKINS

DT

6-2 | 300 | So. | 3rd Year
Murrieta, Calif. (Vista Murrieta)

CAREER GAMES: 27

STARTS: 14

2018 (SOPHOMORE): Played in all 13 games, starting in nine of the first 10 ... piled up 27 tackles with 4.5 for loss and one sack on the season ... tallied season-high six tackles and with one for loss on Sept. 29 against Toledo ... 10th on team in tackles.

PERSONAL: Son of Raushaun and Kenneth Blue ... has one sister, LeeZhane ... is a pre-business major at Fresno State.

KEVIN ATKINS' GAME-BY-GAME

2018 - Sophomore	Tackles				TFL-Yds	Sacks-Yds	FF	FR	QBH
	UA	A	Total						
Idaho	0	1	1		0.0-0	0.0-0	0	0	0
at Minnesota	2	1	3		0.5-0	0.0-0	0	0	0
at UCLA	0	1	1		0.0-0	0.0-0	0	0	0
Toledo	4	2	6		1.0-2	0.0-0	0	0	0
at Nevada	3	1	4		1.0-9	1.0-9	0	0	0
Wyoming	0	2	2		0.5-3	0.0-0	0	0	1
at New Mexico	0	0	0		0.0-0	0.0-0	0	0	0
Hawai'i	0	0	0		0.0-0	0.0-0	0	0	0
at UNLV	0	2	2		0.0-0	0.0-0	0	0	0
at Boise State	1	3	4		0.5-1	0.0-0	0	0	0
San Diego State	0	0	0		0.0-0	0.0-0	0	0	0
San Jose State	0	0	0		0.0-0	0.0-0	0	0	0
at No. 19 Boise State	2	2	4		1.0-2	0.0-0	0	0	0
TOTALS	12	15	27		4.5-17	1.0-9	0	0	1

KEVIN ATKINS' CAREER STATS

TACKLES	G	UA	A	TOTAL	TFL	YDS	PD	FF	FR	BLKD	QBH
2017	14	7	12	19	2.0	6	0	0	0	0	0
2018	13	12	15	27	4.5	17	0	0	0	0	1
TOTAL	27	19	27	46	6.5	23	0	0	0	0	1

SACKS	G	UA	A	TOTAL	YDS
2017	14	0	0	0.0	0
2018	13	1	0	1.0	9
TOTAL	27	1	0	1.0	9

KEVIN ATKINS' SINGLE-GAME BESTS

Solo Tackles: 4 (vs. Toledo, 9/29/18)

Total Tackles: 6 (vs. Toledo, 9/29/18)

TFL: 1 (vs. Incarnate Word, 9/2/17)



7

JAMES BAILEY

LB

6-1 | 225 | Sr. | 4th Year
Austin, Texas (Lake Travis HS)

CAREER GAMES: 51

STARTS: 42

2018 (SENIOR): Started all 13 games for the Bulldogs ... recorded 74 total tackles, 41 solo and 33 assisted ... had 2.0 sacks ... came in second on the team with 9.5 tackles for a loss ... was fifth on the team in total tackles ... ranked 19th in the Mountain West in tackles by a linebacker ... had a season-high 10 tackles and one sack at Nevada on Oct. 6 ... had at least one tackle in each of the 13 games this season ... averaged 5.7 tackles per game ... had four broken up passes and one quarterback hurry ... grabbed an interception in the Bulldogs' season opener against Idaho on Sept. 1 ... had a fumble recovery in Fresno State's 38-14 win at UCLA on Sept. 15.

PERSONAL: Born in Cincinnati, Ohio ... son of Lisa and Bryan Bailey ... has two older siblings, sister Rachel and brother Caleb ... lists his favorite athlete as NFL safety Eric Berry because of how he loves the game ... is a history major at Fresno State.

JAMES BAILEY'S GAME-BY-GAME

2018 - Senior	Tackles				TFL-Yds	Sacks-Yds	FF	FR	QBH
	UA	A	Total						
Idaho	0	1	1		0.0-0	0.0-0	0	0	0
at Minnesota	5	4	9		1.0-2	0.0-0	0	0	0
at UCLA	4	1	5		0.0-0	0.0-0	0	1	0
Toledo	2	3	5		1.0-1	0.0-0	0	0	0
at Nevada	6	4	10		2.5-12	1.0-11	0	0	0
Wyoming	0	5	5		0.0-0	0.0-0	0	0	0
at New Mexico	5	0	5		0.0-0	0.0-0	0	0	0
Hawai'i	3	0	3		1.0-2	1.0-2	0	0	0
at UNLV	4	3	7		1.0-2	0.0-0	0	0	0
at Boise State	3	5	8		1.5-4	0.0-0	0	0	0
San Diego State	4	2	6		0.0-0	0.0-0	0	0	0
San Jose State	3	1	4		0.0-0	0.0-0	0	0	1
at No. 19 Boise State	2	4	6		1.5-3	0.0-0	0	0	0
TOTALS	41	33	74		9.5-26	2.0-13	0	1	1

JAMES BAILEY'S CAREER STATS

INTERCEPTIONS	G	NO.	YDS	TD	LG	AVG/R	AVG/G
2015	12	0	0	0	0	0.0	0.0
2016	12	0	0	0	0	0.0	0.0
2017	14	0	0	0	0	0.0	0.0
2018	13	1	0	0	0	0.0	0.0
TOTAL	51	1	0	0	0	0.0	0.0

TACKLES	G	UA	A	TOTAL	TFL	YDS	PD	FF	FR	BLKD	QBH
2015	12	32	15	47	2.0	2	2	0	1	0	1
2016	12	32	27	59	5.0	11	4	0	1	0	1
2017	14	39	32	71	4.5	9	2	1	0	1	1
2018	13	41	33	74	9.5	26	5	0	1	0	1
TOTAL	51	144	107	251	21.0	48	13	1	3	1	4

SACKS	G	UA	A	TOTAL	YDS
2015	12	0	0	0.0	0
2016	12	0	1	0.5	3
2017	14	0	0	0.0	0
2018	13	2	0	2.0	13
TOTAL	51	2	1	2.5	16

JAMES BAILEY'S SINGLE-GAME BESTS

Solo Tackles: 7 (at Hawai'i, 11/11/17)

Total Tackles: 10 (at Nevada, 10/6/18)

TFL: 2.5 (at Nevada, 10/6/18)

Sacks: 1.0 (2x, last vs. Hawai'i, 10/27/18)

Forced Fumble: 1 (vs. New Mexico, 10/14/17)

Fumble Recovery: 1 (2x, last vs. Air Force, 10/28/16)



4

MIKE BELL

DB
6-3 | 203 | Jr. | 4th Year
Moreno Valley, Calif. (Citrus Hill HS)

CAREER GAMES: 37

STARTS: 23

2018 (JUNIOR): Named an All-Mountain West Second-Team selection ... started all 13 games ... finished season with three interceptions (Nevada, Wyoming, New Mexico) in consecutive games ... the three interceptions is tied for the third-most in the MW with teammates Kelly and Hughes ... Bell recorded 76 tackles, 47 solo ... had 3.0 tackles for loss ... recorded a career-high 11 tackles against Minnesota (Sept. 8) ... notched pass breakups on the season.

PERSONAL: Born in Moreno Valley, Calif. ... son of Shawn Clemons and Mike Bell, Sr. ... has two older sisters, Jessika and Jillian, and one younger brother, Markus ... hobbies include hanging out with friends and playing video games ... favorite athlete is LeBron James because he thinks he is a freak of nature ... communication major at Fresno State.

MIKE BELL'S GAME-BY-GAME

2018 - Junior	Tackles			TFL-Yds	INT-Yds	FF	FR	PBU
	UA	A	Total					
Idaho	1	3	4	0.0-0	0-0	0	0	0
at Minnesota	5	6	11	0.0-0	0-0	0	0	1
at UCLA	5	2	7	1.0-1	0-0	0	0	2
Toledo	3	1	4	0.0-0	0-0	0	0	0
at Nevada	3	3	6	0.0-0	1-0	0	0	2
Wyoming	2	2	4	0.0-0	1-1	0	0	1
at New Mexico	2	1	3	0.0-0	1-0	0	0	0
Hawai'i	3	0	3	0.0-0	0-0	0	0	0
at UNLV	3	2	5	0.0-0	0-0	0	0	0
at Boise State	4	4	8	0.0-0	0-0	0	0	1
San Diego State	2	3	5	0.0-0	0-0	0	0	0
San Jose State	5	2	7	2.0-5	0-0	0	0	0
at No. 19 Boise State	9	0	9	0.0-0	0-0	0	0	1
TOTALS	47	29	76	3.0-6	3-1	0	0	8

MIKE BELL'S CAREER STATS

INTERCEPTIONS	G	NO.	YDS	TD	LG	AVG/R	AVG/G
2016	12	0	0	0	0	0.0	0.0
2017	12	1	18	0	18	18.0	1.5
2018	13	3	1	0	1	0.3	0.1
TOTAL	37	4	19	0	18	4.8	0.5

TACKLES	G	UA	A	TOTAL	TFL	YDS	PD	FF	FR	BLKD	QBH
2016	12	17	18	35	2.5	4	1	0	0	0	0
2017	12	51	26	77	3.0	9	4	1	2	0	0
2018	13	47	29	76	3.0	6	11	0	0	0	0
TOTAL	37	115	73	188	8.5	19	16	1	2	0	0

MIKE BELL'S SINGLE-GAME BESTS

Solo Tackles: 9 (at No. 19 Boise State, 12/1/18)

Total Tackles: 11 (at Minnesota, 9/8/18)

TFL: 1.5 (at Washington, 9/16/17)

Forced Fumble: 1 (vs. BYU, 11/4/17)

Fumble Recovery: 1 (2x, last at San Diego State, 10/21/17)



94

PATRICK BELONY

DT
6-1 | 305 | Sr. | 5th Year
North Miami Beach, Fla. (N. Miami Beach HS/ Antelope Valley College)

CAREER GAMES: 29

2018 (SENIOR): Played in all 13 games, starting five of them including the final three ... recorded 11 tackles on the season with 1.5 sacks ... picked up season-high two solo tackles on Oct. 13 against Wyoming.

PERSONAL: Born in Brooklyn, N.Y. ... son of Frantzy and Angele Antoine ... has twin brothers, Giovan and Schnider ... major at Fresno State is communication.



26

MATT BOATENG

DB
6-0 | 175 | Sr. | 5th Year
Toronto, Canada (IMG Academy/Arizona Western College)

CAREER GAMES: 13

2018 (SENIOR): Appeared in all 13 games for the Bulldogs with a start at home against San Diego State on Nov. 17 ... recorded a tackle at UNLV on Nov. 3 ... blocked a Boise State field goal in the fourth quarter of the Mountain West championship game at Boise State on Dec. 1, sending the game into overtime.

PERSONAL: Son of Yaw and Martha Boateng ... has two brothers, Andrew and Terence ... favorite athlete is Desmond Trufant ... biggest athlete thrill was making an interception during his first college game.



51

MARKUS BOYER

OL
6-1 | 300 | Sr. | 4th Year
Huntington Beach, Calif. (Edison/Saddleback JC/ UCLA)

CAREER GAMES: 26

STARTS: 13

2018 (SENIOR): Started all 13 games ... led an offensive line unit that saw the offense produce 1,901 yards on the ground for 28 touchdowns and 3,564 yards through the air – the most since 2013 - for 26 touchdowns over the course of the season ... when in the lineup, the offense produced 420.4 ypg and 34.9 ppg ... the unit held five opponents without a sack over the season's 13 games.

PERSONAL: Born in Newport Beach, Calif. ... son of Mark and Janna Boyer ... has four sisters, Jessica, Lauren, Melissa and Carlie ... his father played tight end at USC (1985 Rose Bowl) and then for nine years in the NFL for the Colts (1985-89) and Jets (1990-92) ... his brothers-in-law Adam Goodman played football at USC, Josh Gage played football at Washington and Jason Jacobi played football at Chapman ... pre-business major at Fresno State.



14

JARON BRYANT

DB
6-1 | 176 | Jr. | 3rd Year
Fort Worth, Texas (Duncanville HS)

CAREER GAMES: 38

STARTS: 26

2018 (JUNIOR): Named an All-Mountain West honorable mention selection ... started all 13 games ... named MW special teams player of the week (Sept. 3) after returning two blocked field goals for TDs against Idaho ... recorded 46 tackles, 41 solo ... had 2.0 tackles for loss ... grabbed one interception for 39 yards in the 48-3 win over UNLV ... notched 11 pass breakups, second-best for the Bulldogs ... forced one fumble.

PERSONAL: Born in Fort Worth, Texas ... son of Jada Bryant ... has two younger brothers, Jordan and Justin ... kinesiology major at Fresno State.





JARON BRYANT'S GAME-BY-GAME

	Tackles				TFL-Yds	INT-Yds	FF	FR	PBU
	UA	A	Total						
2018 - Junior									
Idaho	1	0	1		0.0-0	0-0	0	0	0
at Minnesota	2	0	2		0.0-0	0-0	0	0	0
at UCLA	4	0	4		0.0-0	0-0	1	0	0
Toledo	3	1	4		0.0-0	0-0	0	0	0
at Nevada	5	0	5		1.0-1	0-0	0	0	1
Wyoming	2	0	2		0.0-0	0-0	0	0	1
at New Mexico	3	0	3		0.0-0	0-0	0	0	0
Hawai'i	5	0	5		0.0-0	0-0	0	0	1
at UNLV	4	0	4		0.0-0	1-39	0	0	2
at Boise State	4	2	6		0.0-0	0-0	0	0	0
San Diego State	2	0	2		1.0-1	0-0	0	0	2
San Jose State	2	1	3		0.0-0	0-0	0	0	2
at No. 19 Boise State	4	1	5		0.0-0	0-0	0	0	2
TOTALS	41	5	46		2.0-1	1-39	1	0	11

JARON BRYANT'S CAREER STATS

INTERCEPTIONS	G	NO.	YDS	TD	LG	AVG/R	AVG/G
2016	11	0	0	0	0	0.0	0.0
2017	14	4	64	2	44	16.0	4.6
2018	13	1	39	0	39	39.0	3.0
TOTAL	38	5	103	2	44	20.6	2.7

TACKLES	G	UA	A	TOTAL	TFL	YDS	PD	FF	FR	BLKD	QBH
2016	11	2	4	6	0.0	0	0	0	0	0	0
2017	14	50	17	67	2.5	7	11	1	0	0	0
2018	13	41	5	46	2.0	2	12	1	0	0	0
TOTAL	38	93	26	119	4.5	9	23	2	0	0	0

JARON BRYANT'S SINGLE-GAME BESTS

Solo Tackles: 7 (at Boise State, 12/2/17) Interceptions: 2 (vs. Nevada, 9/30/17)
 Total Tackles: 9 (at Boise State, 12/2/17) TFL: 1.0 (3x, last vs. SDSU, 11/17/18)
 Forced Fumbles: 1 (2x, last at UCLA, 9/15/18)



42

RICHARD CAGE

LB

6-1 | 220 | So. | 2nd Year
 Corona, Calif. (Eleanor Roosevelt HS)

CAREER GAMES: 6

2018 (SOPHOMORE): Competed in one game against UNLV ... did not record a stat.

PERSONAL: Born in Bellflower, Calif. ... son of Richard Jr., and Keila Cage ... has three sisters, Rachel, Ausha, and Anissa ... favorite athlete is Khalil Mack ... pre-business major at Fresno State.



8

CHRIS COLEMAN

WR

5-11 | 183 | R-Fr. | 2nd Year
 Bakersfield, Calif. (Garces Memorial HS)

CAREER GAMES: 9

2018 (REDSHIRT FRESHMAN): Appeared in nine games for the Bulldogs this season ... had four receptions for 40 yards ... had two catches for 24 total yards and a season-long 13-yard reception versus Toledo on Sept. 29.

PERSONAL: Son of David and Teresa Coleman ... biggest athletic thrill was making a one-handed interception in the second round of the playoffs.



58

CHRISTIAN CRONK

OL

6-5 | 305 | Sr. | 4th Year
 Oceanside, Calif. (Oceanside HS/Riverside CC)

CAREER GAMES: 39

STARTS: 39

2018 (SENIOR): Named an All-Mountain West First-Team selection ... started all 13 games ... helped lead an offensive line unit that saw the offense produce 1,901 yards on the ground for 28 touchdowns and 3,564 yards through the air – the most since 2013 – for 26 touchdowns over the course of the season ... when in the lineup, the offense produced 420.4 ypg and 34.9 ppg ... the unit held five opponents without a sack over the season's 13 games.

PERSONAL: Born in Oceanside, Calif. ... parents are Karen Fesili (Mom), James Cronk (Dad) and Juliette Cronk (Stepmom) ... has three siblings – Markese, Kiera and Kaliona ... communication major at Fresno State.



47

BLAKE CUSICK

P

6-2 | 185 | Jr. | 4th Year
 Monrovia, Calif. (Monrovia HS)

CAREER GAMES: 39

2018 (JUNIOR): Named an All-Mountain West Second-Team selection ... appeared in all 13 games ... finished the season with an average of 42.1 yards per punt ... landed 30 punts inside the 20-yard ... landed 11 inside the 10-yard line ... only eleven punts were returned this season for a total of 25 yards ... logged 12 punts that were 50 yards or more ... kicked a career-long 72-yard punt in the 21-3 win over Nevada ... four punts went for touchbacks.

PERSONAL: Born in Long Beach, Calif. ... major at Fresno State is criminology-law enforcement.



72

DONTAE BULL

OL

6-6 | 324 | R-Fr. | 2nd Year
 Victoria, Canada (Belmont Secondary)

CAREER GAMES: 7

STARTS: 1

2018 (REDSHIRT FRESHMAN): Played in seven games with one start against Hawaii on Oct. 27 ... aided the offensive line in a season-high 368-yard passing effort against Toledo on Sept. 29 ... also contributed to a season-high 239-yard rushing game on Sept. 1 in the season opener against Idaho ... the offense piled up 348 yards passing with four passing touchdowns and 216 rushing yards with one rushing touchdown in his lone start.

PERSONAL: Son of Angela Bull ... favorite athlete is Tyron Smith because he looks up to him and one day wants to be like him.



26

BRIAN BURT

WR

5-11 | 194 | Sr. | 4th Year
 East Wenatchee, Wash. (Eastmont/Ventura College)

CAREER GAMES: 7

2018 (SENIOR): Appeared in six games for Fresno State ... had two kickoff returns at Minnesota on Sept. 8, recording a season-best 21-yard return and chalked 24 total yards.

PERSONAL: Has two siblings, Tyna and Jasmine... father Scott played college football ... africana studies major at Fresno State.



BLAKE CUSICK'S GAME-BY-GAME

2018 - Junior	Punting									
	No.	Yds	Avg	Long	BLK	TB	FC	50+	i20	
Idaho	2	91	45.5	53	0	0	1	1	1	
at Minnesota	7	309	44.1	60	0	1	2	2	6	
at UCLA	3	118	39.3	48	0	0	1	0	2	
Toledo	4	143	35.8	45	0	0	1	0	2	
at Nevada	9	428	47.6	72	0	2	2	4	3	
Wyoming	5	206	41.2	51	0	0	3	1	4	
at New Mexico	4	173	43.2	61	0	0	2	1	2	
Hawai'i	2	73	36.5	40	0	0	2	0	2	
at UNLV	3	122	40.7	45	0	0	1	0	1	
at Boise State	4	159	39.8	52	0	0	1	1	1	
San Diego State	6	249	41.5	55	0	0	4	1	3	
San Jose State	5	219	43.8	50	0	1	2	1	1	
at No. 19 Boise State	8	321	40.1	48	0	0	3	0	2	
TOTALS	62	2611	42.1	72	0	4	25	12	30	

BLAKE CUSICK'S CAREER STATS

PUNTING	G	No.	Yards	Lg	Avg
2016	12	78	2990	59	38.3
2017	14	67	2850	66	42.5
2018	13	62	2611	72	42.1
TOTAL	39	207	8451	72	40.8

BLAKE CUSICK'S SINGLE-GAME BESTS

Career-long: 72 (at Nevada, 10/6/18)
Inside 20: 6 (2x, last at Minnesota, 9/8/18)



5

PATRICK ELIMA-JEUNE

WR

6-0 | 190 | R-Fr. | 2nd Year
Inglewood, Calif. (Morningside HS)

CAREER GAMES: 11

2018 (REDSHIRT FRESHMAN): Played in 11 games for Fresno State ... recorded three kickoff returns for 41 yards ... averaged 13.7 yards per return ... had a season-high 18-yard return against Wyoming on Oct. 13.

PERSONAL: Born in Inglewood, Calif., hometown is Hawthorne, Calif. ... son of Jean Juene and Solang Elima ... has three brothers, Wilson, Willy and Jeremiah ... plans to major in kinesiology.



8

WYLAN FREE

DB

6-2 | 178 | R-Fr. | 2nd Year
Compton, Calif. (Lynwood HS)

CAREER GAMES: 13

STARTS: 2

2018 (REDSHIRT FRESHMAN): Played in all 13 games and started two for the Bulldogs ... recorded 18 total tackles, 12 solo and six assisted ... had a season-high four tackles at UNLV on Nov. 3 ... grabbed one interception and returned it for 12 yards in the Bulldogs' season opener versus Toledo on Sept. 1.

PERSONAL: Born in Lynwood, Calif. ... son of William Free and Mariorie Williams ... has four brothers (Dorrell, William, Waymon and Wyndell) and four sisters (Kyia, Qyarra, Aneras and Kimberly) ... favorite athlete is Patrick Peterson because he is calm and patient on the field ... favorite athletic thrill is either making an interception or forcing a 3-and-out ... plans to major in business at Fresno State.



57

JACE FUAMATU

OL

6-3 | 330 | Fr. | 1st Year
Bellflower, Calif. (St. John Bosco)

CAREER GAMES: 2

2018 (FRESHMAN): Saw action in two games ... contributed to the offense putting up 192 yards rushing for four touchdowns along with 274 yards passing for two touchdowns on Nov. 3 against UNLV ... also aided the offensive line in an effort that saw the offense pile up 198 yards rushing for one touchdown and 317 yards passing for two touchdowns.

PERSONAL: Born in Compton, Calif. ... son of Faye and Jr. Fuamato ... has two brothers - Tafu and Luke - and four sisters - Daynah, Vaealina, Lorace and Fiona ... cousin Damien Mama plays for the Dallas Cowboy ... most admires his parents for always pushing and believing in him ... chose Fresno State for the welcoming staff and environment.



37

ASA FULLER

K

6-2 | 227 | R-Fr. | 2nd Year
Fountain Valley, Calif. (Servite HS)

CAREER GAMES: 13

2018 (REDSHIRT FRESHMAN): Kicked for all 13 games ... went 13-for-21 on field goals throughout the season ... perfect 2-for-2 on Nov. 3 against UNLV with a season-long 47 yarder ... was also a perfect 2-for-2 in the Mountain West Championship game against Boise State on Dec. 1, knocking down two crucial field goals with a long of 44 yards that boosted the 'Dogs to clinching the conference title ... also went 53-58 on PATs ... averaged 58.3 yards per kickoff with 21 touchbacks ... totaled 131 points on the season.

PERSONAL: Born in Long Beach, Calif. ... hometown is Fountain Valley, Calif. ... son of Asa and Lara Fuller ... has two younger brothers, Cade and Braeden ... favorite athlete is Ronaldo because he plays with such passion and always finds a way to win ... competes in jiu jitsu in spare time ... plans to major in business at Fresno State.



28

KENNY GAGNON

DB

5-11 | 185 | So. | 3rd Year
La Quinta, Calif. (Desert Christian Academy)

CAREER GAMES: 11

2018 (REDSHIRT FRESHMAN): Played in 10 games for the Bulldogs as a sophomore ... recorded three tackles on the season (two solo) ... recorded tackles against Hawai'i (Oct. 27), at UNLV (Nov. 3) and versus San Jose State (Nov. 24).

PERSONAL: Son of Connie and Robert Gagnon ... has one sister, Stephanie ... mother and father both competed at Point Loma University ... majoring in exercise science.



2

CHRIS GASTON

DB

6-1 | 181 | R-Fr. | 2nd Year
La Puente, Calif. (Bishop Amat HS)

CAREER GAMES: 13

2018 (REDSHIRT FRESHMAN): Appeared in all 13 games for the Bulldogs ... recorded five tackles on the season ... had two tackles in the Bulldogs' season opener against Idaho on Sept. 1 ... had one pass breakup against UNLV on Nov. 3.

PERSONAL: Born in Bellflower, Calif. ... son of Gary and Rhonda Gaston ... has one brother, Gary ... favorite athletes are Russell Westbrook and Richard Sherman because of the way they approach the game ... intends to major in animation.



7

DERRION GRIM

WR

6-1 | 194 | Jr. | 3rd Year
Stockton, Calif.
(Ronald E. McNair HS/ Nebraska /Delta JC)

CAREER GAMES: 26

2018 (JUNIOR): Played in all 13 games for the Bulldogs ... had one start versus New Mexico on Oct. 20 ... had 19 receptions for 204 yards and two touchdowns this season ... rushed for 40 yards on eight carries with one touchdown ... recorded 244 all-purpose yards ... had a season-long 33 yard reception and touchdown on Sept. 1 versus Idaho ... had a season-high four receptions for the Bulldogs twice against Boise State (Nov. 9 and Dec. 1).

PERSONAL: Born in Stockton, Calif. ... son of La Te'f Grim and Flandra Williams-Grim ... father La Te'f Grim, was a two-time first-team Big East wide receiver at Pittsburgh in 1998-99 ... has two brother (Malik and Tyleo) and two sisters (Arion and Faith) ... has also volunteered his time with Make-A-Wish and Be the Match Avery Strong Bone Marrow Drive ... favorite athlete is LeBron James ... plans to major in graphic design at Fresno State.

DERRION GRIM'S GAME-BY-GAME

2018 - Junior	Receiving			
	Rec.	Yds.	TD	Long
Idaho	1	33	1	33
at Minnesota	0	0	0	0
at UCLA	1	9	0	9
Toledo	1	11	0	11
at Nevada	1	6	0	6
Wyoming	1	15	0	15
at New Mexico	0	0	0	0
Hawai'i	1	6	1	6
at UNLV	1	10	0	10
at Boise State	4	57	0	20
San Diego State	1	7	0	7
San Jose State	3	31	0	30
at No. 19 Boise State	4	19	0	12
TOTALS	19	204	2	33

DERRION GRIM'S CAREER STATS

	G	REC	YDS	TD	LG	REC/G	AVG/CAVG/G
2017	13	13	193	1	63	1.0	14.8 14.8
2018	13	19	204	2	33	1.5	10.7 15.7
TOTAL	26	32	397	3	63	1.2	12.4 15.3

DERRION GRIM'S SINGLE-GAME BESTS

Receptions: 4 (3x, last at No. 19 Boise State, 12/1/18)
Receiving Yards: 69 (vs. Nevada, 9/30/17)
Receiving Touchdowns: 1 (3x, last vs. Hawai'i, 10/27/18)
Long Reception: 63 yards (vs. Nevada, 9/30/17)



82

DELVON HARDAWAY

WR

6-1 | 197 | Sr. | 6th Year
Los Angeles, Calif. (Dorsey HS)

CAREER GAMES: 45

2018 (SENIOR): Saw action in 12 games ... recorded one rush for one yard and one reception for eight yards on the season ... rush came against Nevada on Oct. 6 ... reception came against UNLV on Nov. 3.

PERSONAL: Born in Los Angeles, Calif. ... son of Kayrn and Delvon Hardaway ... his cousin, Adrian Klemm, played seven seasons in the NFL and won three Super Bowls with the New England Patriots ... major at Fresno State is Africana studies.



32

ROMELLO HARRIS

RB

5-11 | 188 | So. | 3rd Year
Tulare, Calif. (Tulare Union HS/Washington State)

CAREER GAMES: 5

2018 (SOPHOMORE): Saw action in five games on the season ... totaled 52 yards and a touchdown with a long of 27 yards on five attempts ... had a season-high 47 yards and a touchdown on four carries in the season opener on Sept. 1 against Idaho.

PERSONAL: Born in Visalia, Calif. ... son of Greg and Michelle Nunley ... majoring in criminology.



93

JASAD HAYNES

DT

6-1 | 283 | Jr. | 4th Year
Fresno, Calif. (Clovis North HS)

CAREER GAMES: 29

STARTS: 9

2018 (JUNIOR): Named an All-Mountain West honorable mention selection ... played in 10 games, with nine starts ... recorded 18 tackles, eight solo ... logged 4.5 tackles for loss for 29 yards ... notched 2.5 sacks for 10 yards ... had a forced fumble and recovered fumble in the 79-13 win over Idaho ... finished with one quarterback hurry.

PERSONAL: Son of Torrey and Scheherazade Haynes ... has a younger sibling, Saadia ... helped coach a Pop Warner football team and volunteered at food drives while in high school ... wants to become a psychologist ... major at Fresno State is criminology-forensic behavioral science.





34

GEORGE HELMUTH

LB

6-1 | 225 | Sr. | 5th Year
Fresno, Calif. (Clovis North HS)

CAREER GAMES: 51

STARTS: 23

2018 (SENIOR): Named an All-Mountain West honorable mention selection ... played in all 13 games, started 12 ... recorded 76 tackles, 41 solo ... logged 7.0 tackles for loss for 36 yards ... had a team-best 5.0 sacks for 33 yards ... recorded a season-high 11 tackles in the 21-3 win over Nevada finished with two pass breakups and two quarterback hurries ... elected team captain by his teammates.

PERSONAL: Born in Madera, Calif. ... son of George and Darlene Helmuth ... has two brothers Jason, John and sister Devon ... his uncle Efrain Guizar played football for the Bulldogs in the late 90's ... majoring in agricultural business.

GEORGE HELMUTH'S GAME-BY-GAME

2018 - Senior	Tackles				TFL-Yds	Sacks-Yds	FF	FR	QBH
	UA	A	Total						
Idaho	2	1	3		0.0-0	0.0-0	0	0	2
at Minnesota	5	2	7		0.5-3	0.0-0	0	0	0
at UCLA	3	1	4		0.0-0	0.0-0	0	0	0
Toledo	3	2	5		2.0-23	0.0-0	0	0	0
at Nevada	7	4	11		0.5-2	1.0-9	0	0	0
Wyoming	2	5	7		0.0-0	0.0-0	0	0	0
at New Mexico	2	1	3		0.0-0	0.0-0	0	0	0
Hawai'i	1	1	2		0.0-0	0.0-0	0	0	0
at UNLV	4	4	8		0.0-0	0.0-0	0	0	0
at Boise State	4	5	9		1.0-3	1.0-3	0	0	0
San Diego State	2	3	5		1.0-2	0.0-0	0	0	0
San Jose State	3	3	6		1.0-2	1.0-2	0	0	0
at No. 19 Boise State	3	3	6		0.0-0	0.0-0	0	0	0
TOTALS	41	35	76		7.0-36	5.0-33	0	0	2

GEORGE HELMUTH'S CAREER STATS

TACKLES	G	UA	A	TOTAL	TFL	YDS	PD	FF	FR	BLKD	QBH
2015	12	11	6	17	0.0	0	0	0	2	0	0
2016	12	3	4	7	0.0	0	0	0	0	0	0
2017	14	58	31	89	8.0	32	1	1	2	0	4
2018	13	41	35	76	7.0	36	2	0	0	0	2
TOTAL	51	113	76	189	15.0	68	3	1	4	0	6

SACKS	G	UA	A	TOTAL	YDS
2015	12	0	0	0.0	0
2016	12	0	0	0.0	0
2017	14	4	0	4.0	22
2018	13	4	2	5.0	33
TOTAL	51	8	2	9.0	55

GEORGE HELMUTH'S SINGLE-GAME BESTS

Solo Tackles: 7 (3x, last at Nevada, 10/6/18)
Total Tackles: 11 (2x, last at Nevada, 10/6/18)
TFL: 2 (5x, last vs. Toledo, 9/29/18)
Sacks: 2 (2x, last vs. Toledo, 9/29/18)
Forced Fumble: 1 (at Washington, 9/16/17)
Fumble Recovery: 1 (2x, last at Wyoming, 11/18/17)



41

DORRZEL HICKS

LB

5-10 | 221 | Jr. | 3rd Year
Sacramento, Calif.

(Grant HS/College of San Mateo)

CAREER GAMES: 13

2018 (JUNIOR): Played in all 13 games ... recorded two tackles on the season, one against Hawai'i on Oct. 27 and one against UNLV on Nov. 3 ... picked up a pass breakup against Wyoming on Oct. 13 ... also a special teams contributor.

PERSONAL: Born in Sacramento, Calif. ... son to Donica McIntosh ... studying economics at Fresno State.



33

JOSH HOKIT

RB

6-1 | 220 | Jr. | 3rd Year
Clovis, Calif. (Clovis HS)

CAREER GAMES: 37

STARTS: 7

2018 (JUNIOR): Played in 12 games with one start ... had 73 rushes for 260 yards on the season with a long of 22 yards and a touchdown ... also added eight receptions for 56 yards with a long of 22 yards ... notched a season-high 59 yards rushing on seven carries against Toledo on Sept. 29 ... lone rushing touchdown came on Nov. 3 against UNLV.

PERSONAL: Son of Cristina and Seth Hokit ... has two brothers, Isaiah and Scott ... Isaiah is a sophomore wrestler at Fresno State ... has not declared a major.

JOSH HOKIT'S GAME-BY-GAME

2018 - Junior	Rushing				Receiving			
	No.	Yds.	TD	Long	Rec.	Yds.	TD	Long
Idaho	6	40	0	13	1	1	0	1
at Minnesota	5	8	0	4	2	15	0	10
at UCLA	12	21	0	6	1	-1	0	0
Toledo	7	59	0	22	1	10	0	10
at Nevada	-	-	-	-	-	-	-	-
Wyoming	9	24	0	8	0	0	0	0
at New Mexico	12	35	0	6	2	9	0	7
Hawai'i	5	20	0	6	0	0	0	0
at UNLV	2	6	1	5	0	0	0	0
at Boise State	2	7	0	7	1	22	0	22
San Diego State	3	5	0	2	0	0	0	0
San Jose State	4	24	0	16	0	0	0	0
at No. 19 Boise State	6	11	0	5	0	0	0	0
TOTALS	73	260	1	22	8	56	0	22

JOSH HOKIT'S CAREER STATS

RUSHING		G	ATT	YDS	TD	LG	AVG/C	AVG/G				
2016		12	27	130	0	18	4.8	10.8				
2017		14	128	583	7	26	4.6	41.6				
2018		12	73	260	1	22	3.6	21.7				
TOTAL		38	228	973	8	26	4.3	25.6				
PASSING		G	ATT	CMP	INT	YDS	TD	LG	PCT	AVG/P	AVG/G	EFFIC
2016		12	0	0	0	0	0	0	0.0	0.0	0.0	0.0
2017		14	3	2	0	81	2	65	66.7	27.0	5.8	513.5
2018		12	1	0	1	0	0	0	0.0	0.0	0.0	-200.0
TOTAL		38	4	2	1	81	2	65	50.0	20.2	2.1	335.1
RECEIVING		G	REC	YDS	TD	LG	REC/G	AVG/CAVG/G				
2016		12	0	0	0	0	0.0	0.0	0.0			
2017		14	13	107	0	27	0.9	8.2	7.6			
2018		12	8	56	0	22	0.7	7.0	4.7			
TOTAL		38	21	163	0	27	0.6	7.8	4.3			

JOSH HOKIT'S SINGLE-GAME BEST

Carries: 21 (at Wyoming, 11/18/17)
Yards: 97 (vs. Hawai'i, 11/19/16)
Touchdowns: 3 (at San Diego State, 10/21/17)
Long Rush: 26 (at San Diego State, 10/21/17)



23

JUJU HUGHES

DB

5-11 | 182 | Jr. | 3rd Year
Hanford, Calif. (Hanford HS)

CAREER GAMES: 39

STARTS: 27

2018 (JUNIOR): Named an All-Mountain West Second-Team selection ... started all 13 games for the Bulldogs ... finished the regular season with three interceptions for a total of 64 yards, with all three picks came during conference play (Nevada, Hawai'i, Boise State) ... the three interceptions is tied for the third-most in the MW ... logged 70 tackles (38 solo) ... led the team in tackles twice (UNLV, SDSU) ... recorded a career-high 11 tackles in the Bulldogs' 48-3 win over UNLV ... had seven pass breakups on the season.

PERSONAL: Legal name is Juwuane Keone Hughes ... son of Cedric and Minnie Hughes ... has four siblings – Kevin, Kelvin, Javontai and Jupri.

JUJU HUGHES' GAME-BY-GAME

2018 - Junior	Tackles							
	UA	A	Total	TFL-Yds	INT-Yds	FF	FR	PBU
Idaho	1	2	3	0.0-0	0-0	0	0	0
at Minnesota	1	3	4	0.0-0	0-0	0	0	1
at UCLA	1	1	2	0.0-0	0-0	0	0	1
Toledo	2	2	4	0.0-0	0-0	0	0	0
at Nevada	5	3	8	0.0-0	1-0	0	0	0
Wyoming	3	5	8	0.0-0	0-0	0	0	1
at New Mexico	2	1	3	0.0-0	0-0	0	0	0
Hawai'i	0	0	0	0.0-0	1-31	0	0	2
at UNLV	6	5	11	0.0-0	0-0	0	0	1
at Boise State	5	2	7	0.0-0	1-33	0	0	0
San Diego State	2	7	9	0.0-0	0-0	0	0	1
San Jose State	5	0	5	0.0-0	0-0	0	0	0
at No. 19 Boise State	5	1	6	0.0-0	0-0	0	0	0
TOTALS	38	32	70	0.0-0	3-64	0	0	7

JUJU HUGHES' CAREER STATS

INTERCEPTIONS	G	NO.	YDS	TD	LG	AVG/R	AVG/G
2016	12	0	0	0	0	0.0	0.0
2017	14	1	0	0	0	0.0	0.0
2018	13	3	64	0	33	21.3	4.9
TOTAL	39	4	64	0	33	16.0	1.6

TACKLES	G	UA	A	TOTAL	TFL	YDS	PD	FF	FR	BLKD	QBH
2016	12	8	10	18	1.5	7	0	0	0	0	0
2017	14	54	17	71	7.0	14	8	1	1	0	1
2018	13	38	32	70	0.0	0	10	0	0	0	0
TOTAL	39	100	59	159	8.5	21	18	1	1	0	1

SACKS	G	UA	A	TOTAL	YDS
2016	12	0	0	0.0	0
2017	14	1	0	1.0	4
2018	13	0	0	0.0	0
TOTAL	39	1	0	1.0	4

JUJU HUGHES' SINGLE-GAME BESTS

Solo Tackles: 9 (vs. New Mexico, 10/14/17) Total Tackles: 11 (vs. New Mexico, 10/14/17)
TFLs: 2.0 (2x, last vs. New Mexico, 10/14/17) Forced Fumble: 1 (at San Jose State, 10/7/17)
Interceptions: 1 (at San Jose State, 10/7/17)



62

LOGAN HUGHES

OL

6-4 | 285 | Sr. | 4th Year
Las Vegas, Nev.

(Green Valley HS/Victor Valley College)

CAREER GAMES: 24

STARTS: 14

2018 (SENIOR): Played in all 13 games, starting the final eight games of the season ... helped anchor an offensive line unit that saw the offense produce 1,901 yards on the ground for 28 touchdowns and 3,564 yards through the air – the most since 2013 - for 26 touchdowns over the course of the season ... when in the lineup, the offense produced 420.4 ypg and 34.9 ppg ... the unit held five opponents without a sack over the season's 13 games.

PERSONAL: Son of Tina Carcione and Doug Hughes ... majoring in anthropology.



98

KEITI IAKOPO

DT

5-11 | 295 | Jr. | 3rd Year
Santa Ana, Calif.

(Fountain Valley/Golden West College)

CAREER GAMES: 25

STARTS: 3

2018 (JUNIOR): Played in all 13 contests, starting in the final three ... recorded 32 tackles on the season with two for loss, 0.5 sack and a quarterback hurry ... ninth on the team in tackles ... notched season-high nine tackles with one for loss in the Mountain West Championship game against Boise State.

PERSONAL: Son of Lui Iakopo and Tioata Pelesetene ... cousin Kelly Talavou played for the Baltimore Ravens ... major at Fresno State is kinesiology.

KEITI IAKOPO'S GAME-BY-GAME

2018 - Junior	Tackles							
	UA	A	Total	TFL-Yds	Sacks-Yds	FF	FR	QBH
Idaho	0	1	1	0.0-0	0.0-0	0	0	0
at Minnesota	0	0	0	0.0-0	0.0-0	0	0	0
at UCLA	1	0	1	0.0-0	0.0-0	0	0	0
Toledo	0	2	2	0.0-0	0.0-0	0	0	0
at Nevada	3	1	4	0.5-2	0.5-2	0	0	0
Wyoming	0	2	2	0.0-0	0.0-0	0	0	0
at New Mexico	1	0	1	0.0-0	0.0-0	0	0	0
Hawai'i	2	0	2	0.0-0	0.0-0	0	0	0
at UNLV	0	1	1	0.0-0	0.0-0	0	0	0
at Boise State	0	3	3	0.5-0	0.0-0	0	0	0
San Diego State	0	2	2	0.0-0	0.0-0	0	0	1
San Jose State	3	1	4	0.0-0	0.0-0	0	0	0
at No. 19 Boise State	4	5	9	1.0-2	0.0-0	0	0	0
TOTALS	14	18	32	2.0-4	0.5-2	0	0	1

KEITI IAKOPO'S CAREER STATS

TACKLES	G	UA	A	TOTAL	TFL	YDS	PD	FF	FR	BLKD	QBH
2017	12	2	4	6	0.0	0	0	0	0	0	0
2018	13	14	18	32	2.0	4	0	0	0	0	1
TOTAL	25	16	22	38	2.0	4	0	0	0	0	1

SACKS	G	UA	A	TOTAL	YDS
2017	12	0	0	0.0	0
2018	13	0	1	0.5	2
TOTAL	25	0	1	0.5	2



80

GUNNER JAVERNICK

TE

6-6 | 253 | Sr. | 5th Year
Cannon City, Colo.

(Cannon City HS/Ventura Junior College)

CAREER GAMES: 27

2018 (SENIOR): Saw action in all 13 games ... served as a mainstay on special teams ... caught a successful two-point conversion against UCLA on Sept. 15.

PERSONAL: Son of Todd and Kirsten Javernick ... has one brother, Shane, and one sister, Max ... former teammate of Jake Coleman (San Jose State) and Vosean Crumbie (Nevada) ... favorite athlete is John Elway ... major at Fresno State is communication.



18

ISAIAH JOHNSON

DL

6-3 | 228 | Fr. | 1st Year
Modesto, Calif. (Downey HS)

CAREER GAMES: 10

2018 (FRESHMAN): Appeared in 10 games as a true freshman for Fresno State ... had 15 total tackles, eight solo and seven assisted ... recorded 2.5 sacks for 10 yards on the season ... had two quarterback hurries ... had three tackles three times this season ... had three tackles with a tackle for a loss for four yards at UNLV on Nov. 3 ... had a tackle for a loss of six yards at home against San Diego State on Nov. 17.

PERSONAL: Born in Hayward, Calif. ... son of Penny Bruce and Reginald Johnson ... has two brothers, Kalif and Jeremiah, and one sister, Kyra ... is a business major at Fresno State.



3

KEESEAN JOHNSON

WR

6-2 | 199 | Sr. | 5th Year
East Palo Alto, Calif. (Palo Alto HS)

CAREER GAMES: 51

STARTS: 48

2018 (SENIOR): Named an All-Mountain West Second-Team selection ... started all 13 games for the Bulldogs... became the program's leader in both career receptions and career receiving yards ... led the team in receptions (93), receiving yards (1,307) and touchdowns (8) for the third-straight season ... 93 receptions ranked ninth-most in the FBS ... 1,307 yards ranked eighth-most in the FBS ... averaged 100.5 receiving yards per game and 14.1 yards per reception, second-best in the MW ... chalked six 100-yard games (Idaho, Toledo, New Mexico, Hawai'i, San Diego State, San Jose State), second-most in the MW ... recorded a career-high 173 yards in the win over San Jose State and notched a career-high 10 receptions one week prior to help clinch the West Division title for Fresno State over San Diego State ... led the FBS in active career receptions (273) and consecutive games with a pass reception (49).

PERSONAL: Born in Mountain View, Calif. ... son of Monique Burns and Sean Johnson ... has one older brother, Vince Miles, who played safety at San Jose State after transferring over from Arizona ... attended the same high school as former Bulldog wide receiver Davante Adams, who left Fresno State after 2013 as the school's all-time leader in receptions and touchdown catches. Adams was a second-round draft pick (No. 53 overall) of the Green Bay Packers in the 2014 NFL Draft ... major at Fresno State is criminology-law enforcement.



KEESEAN JOHNSON'S GAME-BY-GAME

2018 - Senior	Receiving			
	Rec.	Yds.	TD	Long
Idaho	6	118	0	44
at Minnesota	6	89	1	45
at UCLA	8	85	0	24
Toledo	6	102	2	39
at Nevada	7	65	1	27
Wyoming	5	51	0	25
at New Mexico	8	149	2	34
Hawai'i	8	102	0	36
at UNLV	8	97	0	23
at Boise State	8	95	1	38
San Diego State	10	141	0	38
San Jose State	7	173	1	45
at No. 19 Boise State	6	40	0	32
Totals	93	1307	8	45

KEESEAN JOHNSON'S CAREER STATS

RECEIVING	G	Rec	Yds	TD	Lg	Rec/G	Avg/C	Avg/G
2015	12	37	337	2	29	3.1	9.1	28.1
2016	12	66	773	6	53	5.5	11.7	64.4
2017	14	77	1013	8	81	5.5	13.2	72.4
2018	13	93	1307	8	45	7.2	14.1	100.5
TOTAL	51	273	3430	24	81	5.4	12.6	67.3

SCORING	G	TD	Rush	Pass	Retn	PAT	2PAT	FG	Total	Avg/G
2015	12	2	0	2	0	0	0	0	12	1.0
2016	12	6	0	6	0	0	0	0	36	3.0
2017	14	8	0	8	0	0	0	0	48	3.4
2018	13	8	0	8	0	0	0	0	48	3.7
TOTAL	51	24	0	24	0	0	0	0	144	2.8

ALL PURPOSE	G	Rush	Rec	PR	KR	IR	Total	Avg/G
2015	12	0	337	7	0	0	344	28.7
2016	12	13	773	36	227	0	1049	87.4
2017	14	0	1013	21	0	0	1034	73.9
2018	13	9	1307	0	0	0	1316	101.2
TOTAL	51	22	3430	64	227	0	3743	73.4

KEESEAN JOHNSON'S SINGLE-GAME BESTS

Receptions: 10 (2x, last vs. San Diego State, 11/17/18)

Receiving Yards: 173 (vs. San Jose State, 11/24/18)

Receiving Touchdowns: 3 (2x, last vs. Nevada 9/20/17)

Long Reception: 81 (vs. No. 23 Boise State 11/25/17)



24

SAEVEON JOHNSON

RB

6-0 | 200 | So. | 3rd Year
Pearland, Texas (Pearland Dawson HS)

CAREER GAMES: 20

2018 (SENIOR): Appeared in 12 games for Fresno State ... came in fifth on the team with 21 carries for 131 yards and three touchdowns as a sophomore ... scored two touchdowns in the season opener against Idaho on Sept. 1 ... had a single-game season-long carry of 37 yards and on a touchdown at UNLV on Nov. 3 ... had a season-best 47 total yards at UNLV.

PERSONAL: Born in Houston, Texas ... son of Superior and Michelina Johnson ... has seven siblings – Alaya, Anuernee, Davory, Jarret, Jasmine, Journey and Superior ... has not declared at major at Fresno State.



33

KWAMI JONES

DE

6-2 | 250 | Jr. | 3rd Year
San Mateo, Calif. (Serra HS/College of San Mateo)

CAREER GAMES: 26

STARTS: 9

2018 (JUNIOR): Played in 13 games, starting in nine of them ... piled up 24 tackles on the season with two for loss and 2.5 sacks ... also batted down four passes ... picked up a season-high four tackles on Oct. 13 against Wyoming.

PERSONAL: Born in San Mateo, Calif. ... son of Naima and Kareem Jones ... majoring in pre-business.



1

JAMIRE JORDAN

WR

5-11 | 170 | Sr. | 5th Year
Lancaster, Calif. (Highland HS)

CAREER GAMES: 51

STARTS: 45

2018 (SENIOR): Played in all 13 games for the Bulldogs and started 12 ... was the Bulldogs' third leading receptions leader with 26 catches for 420 yards and three touchdowns ... recorded at least one reception in each game since Sept. 8 at Minnesota ... had three receiving touchdowns and one fumble return for a touchdown in 2018 ... averaged a team-leading 16.2 yards per catch ... had the longest reception of the season with an 86-yard catch versus San Diego State on Nov. 17 ... recorded six kickoff returns for 184 yards, with a team-long 65-yard return against San Jose State on November 24.

PERSONAL: Born in Burbank, Calif. ... son of Deanna and James Jordan ... has three siblings ... favorite athlete is LeBron James ... major at Fresno State is criminology-corrections.

JAMIRE JORDAN'S GAME-BY-GAME

2018 - Senior	Receiving				
	Rec.	Yds.	TD	Long	
Idaho	0	0	0	0	
at Minnesota	4	21	0	10	
at UCLA	3	53	0	38	
Toledo	1	36	0	36	
at Nevada	3	19	0	13	
Wyoming	1	25	0	25	
at New Mexico	2	26	0	20	
Hawai'i	2	61	1	49	
at UNLV	4	38	1	15	
at Boise State	1	6	0	6	
San Diego State	2	94	1	86	
San Jose State	2	23	0	18	
at No. 19 Boise State	1	18	0	18	
TOTALS	26	420	3	86	

JAMIRE JORDAN'S CAREER STATS

RECEIVING	G	Rec	Yds	TD	Lg	Rec/G	Avg/C	Avg/G			
2015	12	46	540	5	82	3.8	11.7	45.0			
2016	12	45	713	2	85	3.8	15.8	59.4			
2017	14	27	562	3	70	1.9	20.8	40.1			
2018	13	26	420	3	86	2.0	16.2	32.3			
TOTAL	51	144	2235	13	86	2.8	15.5	43.8			
SCORING	G	TD	Rush	Pass	Retn	PAT	2PAT	FG	Total	Avg/G	
2015	12	6	1	5	0	0	0	0	36	3.0	
2016	12	3	1	2	0	0	0	0	18	1.5	
2017	14	3	0	3	0	0	0	0	18	1.3	
2018	13	4	0	3	1	0	0	0	24	1.8	
TOTAL	51	16	2	13	1	0	0	0	96	1.9	
KICK RETURNS	G	No.	Yds	TD	Lg	Avg/R	Avg/G				
2015	12	16	315	0	50	19.7	26.2				
2016	12	12	253	0	28	21.1	21.1				
2017	14	5	179	0	71	35.8	12.8				
2018	13	6	184	0	65	30.7	14.2				
TOTAL	51	39	931	0	71	23.9	18.3				
ALL PURPOSE	G	Rush	Rec	PR	KR	IR	Total	Avg/G			
2015	12	55	540	0	315	0	910	75.8			
2016	12	83	713	0	253	0	1049	87.4			
2017	14	-7	562	0	179	0	734	52.4			
2018	13	0	420	0	184	0	704	54.2			
TOTAL	51	131	2235	0	931	0	3397	66.6			

JAMIRE JORDAN'S SINGLE-GAME BESTS

Receptions: 10 (Utah State, 2016)
Receiving Yards: 115 (Air Force, 2016)
Receiving Touchdowns: 2 (vs. New Mexico 10/14/17)
Long Reception: 86 (vs. San Diego State, 11/17/18)



6

ANTHOULA (TANK) KELLY

DB

5-10 | 183 | Sr. | 5th Year
Galena Park, Texas (Galena Park HS)

CAREER GAMES: 43

STARTS: 22

2018 (SENIOR): Named an All-Mountain West First-Team selection ... played in all 13 games with 11 starts ... registered 21 passes defended, ranked third in the FBS ... 21 is the most passes defended by a Bulldog since Steve Wilson recorded 21 in 1995 ... logged a season-high four pass breakups in the 27-3 win over Wyoming (Oct. 13) ... tied for a team-best three interceptions ... returned one interception 39 yards for a touchdown in the Fresno State's 79-13 win over Idaho (Sept. 1) ... recorded 57 tackles (46 solo) ... had a career-high nine tackles against Boise State on Nov. 9 ... logged one forced fumble and one blocked kick.

PERSONAL: Born in Houston, Texas ... son of Tangernika and Anthoula Kelly, Sr. ... has one younger brother, Amariion ... communication major at Fresno State.

TANK KELLY'S GAME-BY-GAME

2018- Senior	Tackles			TFL-Yds	INT-Yds	FF FR PBU		
	UA	A	Total			FF	FR	PBU
Idaho	4	1	5	0.0-0	2-40	0	0	3
at Minnesota	3	1	4	0.0-0	0-0	1	0	0
at UCLA	4	0	4	0.0-0	0-0	0	0	0
Toledo	6	1	7	0.0-0	0-0	0	0	3
at Nevada	1	2	3	0.0-0	1-43	0	0	3
Wyoming	3	1	4	0.0-0	0-0	0	0	4
at New Mexico	1	0	1	0.0-0	0-0	0	0	1
Hawai'i	4	0	4	0.0-0	0-0	0	0	1
at UNLV	4	1	5	0.0-0	0-0	0	0	0
at Boise State	6	3	9	0.0-0	0-0	0	0	0
San Diego State	2	0	2	0.0-0	0-0	0	0	0
San Jose State	5	0	5	0.0-0	0-0	0	0	2
at No. 19 Boise State	3	1	4	0.0-0	0-0	0	0	1
TOTALS	46	11	57	0.0-0	3-83	1	0	18

TANK KELLY'S CAREER STATS

INTERCEPTIONS		G	NO.	YDS	TD	LG	AVG/R	AVG/G
2015		9	0	0	0	0	0.0	0.0
2016		7	0	0	0	0	0.0	0.0
2017		14	1	0	0	0	0.0	0.0
2018		13	3	83	1	43	27.7	6.4
TOTAL		43	4	83	1	43	20.8	1.9

TACKLES		G	UA	A	TOTAL	TFL	YDS	PD	FF	FR	BLKD	QBH
2015		9	10	6	16	0.0	0	0	0	0	0	0
2016		7	6	2	8	0.0	0	2	0	0	0	0
2017		14	37	8	45	3.0	9	9	0	0	0	0
2018		13	46	11	57	0.0	0	21	1	0	1	0
TOTAL		43	99	27	126	3.0	9	32	1	0	1	0

TANK KELLY' SINGLE-GAME BESTS

Solo Tackles: 6 (3x, last at Boise State, 11/9/18)
Total Tackles: 9 (3x, last at Boise State, 11/9/18)
TFLs: 1.0 (3x, last at Boise State, 12/2/17)
Interception: 2 (vs. Idaho, 9/1/18)





11

SHERWIN KING JR.
5-11 | 227 | Fr. | 1st Year
Fresno, Calif. (Sunnyside HS)

LB

CAREER GAMES: 1

2018 (FRESHMAN): Appeared in Fresno State's season opener against Idaho on Sept. 1 ... did not record any stats.

PERSONAL: Born in Fresno, Calif. ... son of Shameca Sorrells and Sherwin King, Sr. ... has three brothers, Kayin, Kaylin and Kamaree.



38

MAAMALOA MAFI
5-11 | 193 | Sr. | 4th Year
Oakland, Calif. (Oakland/ Laney College)

DB

CAREER GAMES: 27

2018 (SENIOR): Played in all 13 games ... recorded nine tackles on the season ... season-high three tackles on Oct. 20 against New Mexico ... also contributed on special teams.

PERSONAL: Born in Oakland, Calif. ... son of Heivaha and Fisiimoli Mafi ... has nine siblings ... brother Kesomi is also on the Fresno State roster ... older brother Dyllon played at Laney CC before transferring to Oregon State ... majoring in africana studies.



99

RICKY MCCOY
6-2 | 300 | Jr. | 4th Year
Fresno, Calif. (Roosevelt HS/Washington)

DL

CAREER GAMES: 12

2018 (JUNIOR): Played in 12 games on the season ... recorded 11 tackles on the year ... 1.5 tackles for loss and 0.5 sack, which came against Boise State in the Mountain West Championship ... tallied season-high two solo tackles on Sept. 29 against Toledo ... first game for Fresno State was on Sept. 1 against Idaho, recording one tackle ... recorded at least one tackle in eight of 12 games.

PERSONAL: Born in Fresno, Calif. ... Son of Catherine Ramirez and Andre McCoy ... has brother Kurtis and three sisters - Andrea, Stephanie and Kim ... brother Kurtis played basketball at Savillon College ... biggest athletic thrills are TFLs ... most admires his father for his unbelievable work ethic ... chose Fresno State to be back at home in the Valley ... major at Fresno State is anthropology.



6

MARCUS MCMORYION
6-2 | 203 | Sr. | 5th Year
Dinuba, Calif. (Dinuba/Oregon State)

QB

CAREER FS GAMES: 27

STARTS: 24

2018 (SENIOR): Named an All-Mountain West honorable mention selection ... started all 13 games for the Bulldogs ... passed 278-of-398, for 3,453 yards with 25 touchdowns and three interceptions ... ranks No. 1 in the MW and No. 9 in FBS in pass efficiency with a 161.9 rating ... ranked No. 4 in the MW in total offense, averaging 285.1 yards per game ... ranked No. 5 in the MW in passing yards and No. 12 in FBS, averaging 265.6 yards per game ... ranked No. 1 in the MW and No. 7 in FBS in pass completion percentage (69.8 percent) ... matched his career-high four TD throws against Hawai'i (Oct. 27) ... scored a conference-high 24 points with four rushing touchdowns against UCLA (Sept. 15) ... had a streak of 155 consecutive pass attempts without throwing an interception, snapped at UNLV (Nov. 3) ... threw for a season-high 368 yards against Toledo (Sept. 29) ... recorded two 300-yard games (Toledo, San Jose State) ... tossed the conference's second-longest pass this season with an 86-yard touchdown throw against San Diego State (Nov. 17) ... elected team captain by his teammates ... named MW Offensive Player of the Week twice during the season (Sept 17, Oct. 1).

PERSONAL: Born in Fresno, Calif. ... son of Marcus and Elizabeth McMoryion ... has two sisters, McKayla and Jada ... an academic standout, had a 3.98 GPA at Dinuba High School ... earned his Bachelor of Science in public health with an option in health promotion and health behavior in three years from Oregon State (June, 2017) ... enrolled in kinesiology-sports administration master's program at Fresno State.

MARCUS MCMORYION'S GAME-BY-GAME

2018 - Senior	Rushing				Passing			
	Att.	Yds.	TD	Lg	Cmp	Att	Int	Yds
Idaho	5	4	0	5	19	26	0	207
at Minnesota	3	15	0	7	23	32	1	205
at UCLA	9	16	4	9	22	33	0	270
Toledo	4	15	1	9	24	31	1	368
at Nevada	2	-5	0	3	20	28	0	241
Wyoming	7	53	2	26	22	32	0	287
at New Mexico	4	12	0	13	20	30	0	280
Hawai'i	1	8	0	8	21	31	0	284
at UNLV	7	39	0	14	26	35	1	274
at Boise State	9	10	0	15	24	35	0	283
San Diego State	7	16	0	13	17	24	0	267
San Jose State	3	30	0	22	20	29	0	317
at No. 19 Boise State	6	40	0	29	20	32	0	170
TOTALS	67	253	7	29	278	398	3	3,453

MARCUS MCMORYION'S CAREER STATS

RUSHING	G	ATT	YDS	TD	LG	AVG/C	AVG/G
2017	14	57	302	4	57	5.3	21.6
2018	13	67	253	7	29	3.8	19.5
TOTAL	27	124	555	11	57	4.5	20.6

PASSING	G	ATT	CMP	INT	YDS	TD	LG	PCT	AVG/P	AVG/G	EFFIC
2017	14	351	218	5	2726	14	81	62.1	7.8	194.7	137.7
2018	13	398	278	3	3453	25	86	69.8	8.7	265.6	161.9
TOTAL	27	749	496	8	6179	39	86	66.2	8.2	228.9	150.6

TOTAL OFFENSE	G	RUSH	PASS	TOTAL	AVG/G
2017	14	302	2726	3028	216.3
2018	13	253	3453	3706	285.1
TOTAL	27	555	6179	6734	249.4

SCORING	G	TD	RUSH	PASS	RETN	PAT	2PAT	FG	TOTAL	AVG/G
2017	14	4	4	0	0	0	0	0	24	1.7
2018	13	7	7	0	0	0	0	0	42	3.2
TOTAL	27	11	11	0	0	0	0	0	66	2.4

MARCUS MCMORYION'S SINGLE-GAME BESTS

Passing Yards: 368 (vs. Toledo, 9/29/18)
 Passing TDs: 4 (3x, last vs. Hawai'i, 10/27/18)
 Pass Attempts: 36 (2x, last vs. Boise State, 11/25/17)
 Pass Completions: 26 (at UNLV, 11/3/18)
 Long Pass: 86 (vs. San Diego State, 11/17/18)
 Rushing Yards: 53 (vs. Wyoming, 10/13/18)
 Rushing Attempts: 9 (2x, last at Boise State, 11/9/18)
 Long Rush: 57 (vs. New Mexico, 10/14/17)



27

KA'LONN MILTON DB
6-0 | 185 | Jr. | 4th Year
Fresno, Calif. (Buchanan HS/Fresno City College)
CAREER GAMES: 17

2018 (JUNIOR): Appeared in six games for Fresno State ... recorded four tackles (two solo) ... had a single-game season-high two tackles at UNLV on Nov. 3.

PERSONAL: Son of Carla and Chris Milton ... has one younger brother, Kendall ... nephew of former All-Pro Kevin Hardy who played nine seasons in the NFL for three teams ... communication major at Fresno State.



15

ARRON MOSBY DB
6-4 | 218 | So. | 2nd Year
Sanger, Calif. (Sanger HS)
CAREER GAMES: 26

2018 (SOPHOMORE): Played in 12 games for the Bulldogs ... had nine total tackles, six solo and three assisted ... had 2.0 tackles for a loss of 17 yards at UNLV on Nov. 3 ... recorded a season-best three tackles at UNLV ... had two broken up passes this season ... had a 95-yard pick-six in Fresno State's 31-13 home win over San Jose State on Nov. 24.

PERSONAL: Son of Ponder Richardson II and Sonya Murphy ... has three brothers, Kevin Price, Ronnie Yancy and Ponder Richardson III ... former high school teammate Miguel Garcia plays at Sacramento State ... favorite athlete is Odell Beckham Jr. ... undecided on major at Fresno State.



28

BRYSON OGLESBY DB
5-11 | 195 | Jr. | 4th Year
Sugar Land, Texas (Fort Bend Austin HS)
CAREER GAMES: 5

2018 (JUNIOR): Appeared in four games ... did not record any stats.

PERSONAL: Son of Alfred Oglesby ... father was a standout defensive lineman at the University of Houston and played for four NFL teams between 1990 and 1995 ... advertising major at Fresno State.



11

DEJONTE O'NEAL RB
5-7 | 175 | Sr. | 4th Year
Fresno, Calif. (Bullard HS)
CAREER GAMES: 33 STARTS: 7

2018 (SENIOR): Played in 12 of the games with three starts for Fresno State ... had 36 carries for 130 yards on the season ... ranked sixth on the team for rushing yards ... added nine receptions for 66 yards ... ran in for a touchdown in the season opener versus Idaho on Sept. 1 ... led the team with nine kickoff returns for 169 yards ... had a single-game season-longest 23 yard kickoff return against Hawai'i on Oct. 27 ... recorded a team-best five kickoff returns for 99 yards against Hawai'i ... recorded 365 all-purpose yards in 2018.

PERSONAL: Born in Fresno, Calif. ... son of Kenisha O'Neal and Larry Wayne ... has two sisters (Ahjeah and Dejanya) and one brother (Jalen) ... major at Fresno State is communications.

DEJONTE O'NEAL'S GAME-BY-GAME

	Rushing			Receiving			Kick Ret.			All-Purp
2018 - Senior	Att	Yds	TD	Rec	Yds	TD	#	Yds	TD	Lg
Idaho	5	41	1	0	0	0	0	0	0	0
at Minnesota	5	26	0	0	0	0	0	0	0	0
at UCLA	5	21	0	1	-2	0	0	0	0	0
Toledo	3	3	0	1	7	0	7	2	31	0
at Nevada	6	9	0	2	7	0	10	0	0	0
Wyoming	1	-3	0	0	0	0	0	0	0	0
at New Mexico	4	13	0	0	0	0	0	46	0	0
Hawai'i	2	6	0	4	58	0	31	5	99	0
at UNLV	3	14	0	0	0	0	0	1	18	0
at Boise State	-	-	-	-	-	-	-	-	-	-
San Diego State	0	0	0	0	0	0	0	0	0	0
San Jose State	2	0	0	1	-4	0	0	0	0	0
at No. 19 Boise State	0	0	0	0	0	0	0	1	21	0
TOTALS	36	130	1	9	66	0	31	9	169	0

DEJONTE O'NEAL'S CAREER STATS

RUSHING							
G	Att	Yds	TD	Lg	Avg/C	Avg/G	
2015	4	16	56	0	11	3.5	14.0
2016	4	16	57	1	17	3.6	14.2
2017	13	25	106	0	17	4.2	8.2
2018	12	36	130	1	26	3.6	10.8
TOTAL	33	93	349	2	26	3.8	10.6
PUNT RETURNS							
G	No.	Yds	TD	Lg	Avg/R	Avg/G	
2015	4	0	0	0	0.0	0.0	
2016	4	0	0	0	0.0	0.0	
2017	13	3	40	0	44	13.3	3.1
2018	12	0	0	0	0.0	0.0	
TOTAL	33	3	40	0	44	13.3	1.2
KICK RETURNS							
G	No.	Yds	TD	Lg	Avg/R	Avg/G	
2015	4	0	0	0	0.0	0.0	
2016	4	8	241	0	59	30.1	60.2
2017	13	18	354	0	29	19.7	27.2
2018	12	9	169	0	23	18.8	14.1
TOTAL	33	35	764	0	59	21.8	23.2
ALL PURPOSE							
G	Rush	Rec	PR	KR	IR	Total	Avg/G
2015	4	56	0	0	0	56	14.0
2016	4	57	18	0	241	316	79.0
2017	13	106	98	40	354	598	46.0
2018	12	130	66	0	169	365	30.4
TOTAL	33	349	182	40	764	1335	40.5



87

NAMANI PARKER

WR

6-4 | 198 | Sr. | 5th Year

Roseville, Calif.

(Oakmont HS/American River College)

CAREER GAMES: 22

2018 (SENIOR): Saw action in 10 games ... did not record a stat.

PERSONAL: Majoring in communication at Fresno State.



27

ZANE POPE

WR

6-2 | 191 | R-Fr. | 2nd Year

Moorpark, Calif. (Moorpark HS)

CAREER GAMES: 1

2018 (REDSHIRT FRESHMAN): Appeared in the Bulldogs' season opener against Idaho (Sept. 1) as a redshirt freshman ... did not record any stats.

PERSONAL: Born in Thousand Oaks, Calif. ... son of Ron and Lisa Pope ... has one brother, Devin ... brother plays football at Rocky Mountain College ... favorite athlete is Odell Beckham Jr. ... biggest athletic thrill is returning a kickoff for a 99-yard touchdown against Calabasas ... plans to major in business management as he aspires to own his own business.



2

MICHIAH QUICK

WR

5-11 | 180 | Sr. | 5th Year

Fresno, Calif. (Central HS/Oklahoma)

CAREER GAMES: 7

STARTS: 4

2018 (SENIOR): Appeared in seven games and started four as a redshirt senior ... had 15 receptions for 138 yards, averaging 9.2 yards per catch ... had 18-yard receptions against UNLV on Nov. 3 and at Boise State in the Mountain West Championship on Dec. 1 ... recorded two kick returns for 38 yards on the season ... averaged 19 yards per return with a season-long 19-yard return at Boise State on Nov. 9.

PERSONAL: Born in Fresno, Calif. ... son of Michael Quick and Lavette Brown ... has two brothers, Stanley and Oliver and four sisters, Ashley, Brandy, Tasha and Jayla ... favorite athlete is Deion Sanders.



10

JORGE REYNA

QB

6-0 | 215 | R-Jr. | 4th Year

Downey, Calif. (Pasadena HS/West Los Angeles College)

CAREER GAMES: 11

2018 (REDSHIRT JUNIOR): Appeared in 11 games for the Bulldogs, coming in six games at quarterback ... passed for 11 yards (8-of-12) and one touchdown ... rushed for 75 yards on nine carries ... tossed his only touchdown of the season in the season opener against Idaho (Sept. 1) on a 33-yard pass to Derrion Grim ... completed a successful two point conversion pass to Gunner Javernick to give the Bulldogs a 24-14 lead at UCLA (Sept. 15) ... held for extra points in five games.

PERSONAL: Major at Fresno State is multimedia production within the school of mass communication and journalism.



16

JARED RICE

TE

6-5 | 230 | Jr. | 4th Year

Modesto, Calif. (Central Catholic HS)

CAREER GAMES: 37

STARTS: 19

2018 (JUNIOR): Named an All-Mountain West Second-Team selection ... started all 13 games for the Bulldogs ... caught 51 receptions ... was second on the team in receiving yards with 624 yards ... scored three touchdowns ... had a career-high seven receptions for 94 yard and one touchdown in the 27-3 win over Wyoming ... he passed Bear Pascoe for the most receptions and yards by a tight end in a single season at Fresno State.

PERSONAL: Born in Modesto, Calif. ... son of Juleana and Jeff Rice ... has two brothers, Justin and Jack ... father played quarterback at Cal during the 1984 season and at UC Davis from 1985-88 ... lists his hobbies as all things sports and computer games ... favorite athlete is Peyton Manning because of the way he played and his leadership qualities ... biggest athletic thrill is having three state title rings ... major at Fresno State is kinesiology.

JARED RICE'S GAME-BY-GAME

2018 - Junior	Receiving			
	Rec.	Yds.	TD	Long
Idaho	5	56	0	13
at Minnesota	5	31	1	9
at UCLA	3	45	0	37
Toledo	3	25	0	14
at Nevada	3	98	0	69
Wyoming	7	94	1	35
at New Mexico	3	22	0	10
Hawai'i	6	70	1	26
at UNLV	3	36	0	23
at Boise State	3	43	0	21
San Diego State	2	11	0	6
San Jose State	3	49	0	30
at No. 19 Boise State	5	44	0	16
TOTALS	51	624	3	69

JARED RICE'S CAREER STATS

RECEIVING	G	Rec	Yds	TD	Lg	Rec/G	Avg/C	Avg/G
2016	11	4	6	2	3	0.4	1.5	0.5
2017	13	22	388	2	65	1.7	17.6	29.8
2018	13	51	624	3	69	3.9	12.2	48.0
TOTAL	37	77	1018	7	69	2.1	13.2	27.5





89

KYLE RIDDERING
TE
6-6 | 235 | Sr. | 5th Year
Fresno, Calif. (Clovis North HS)

CAREER GAMES: 48

STARTS: 25

2018 (SENIOR): Played in all 13 games, starting in six ... tallied six receptions for 41 yards and three receiving touchdowns on the season ... picked up two receptions and a touchdown in three separate contests ... tied for second on the team in receiving touchdowns.

PERSONAL: Born in Folsom, Calif. ... son of Catherine and Alex Riddering ... has one younger sister ... favorite athlete is Calvin Johnson ... construction management major at Fresno State.

KYLE RIDDERING'S GAME-BY-GAME

2018 - Senior	Receiving			
	Rec.	Yds.	TD	Long
Idaho	0	0	0	0
at Minnesota	0	0	0	0
at UCLA	2	19	1	10
Toledo	2	9	1	7
at Nevada	0	0	0	0
Wyoming	0	0	1	0
at New Mexico	0	0	0	0
Hawai'i	0	0	0	0
at UNLV	2	13	1	9
at Boise State	0	0	0	0
San Diego State	0	0	0	0
San Jose State	0	0	0	0
at No. 19 Boise State	0	0	0	0
TOTALS	6	41	3	10

KYLE RIDDERING'S CAREER STATS

RECEIVING	G	Rec	Yds	TD	Lg	Rec/G	Avg/C	Avg/G
2015	9	2	7	0	4	0.2	3.5	0.8
2016	12	7	33	0	12	0.6	4.7	2.8
2017	14	8	54	1	21	0.6	6.8	3.9
2018	13	6	41	3	10	0.5	6.8	3.2
TOTAL	48	23	135	4	21	0.5	5.9	2.8

KYLE RIDDERING'S SINGLE-GAME BESTS

Receptions: 3 (at Utah State, 10/22/16)

Receiving Yards: 21 (vs. UNLV, 10/28/17)

Receiving TDs: 1 (vs. Incarnate Word, 9/2/17)



20

RONNIE RIVERS
RB
5-8 | 175 | So. | 2nd Year
Brentwood, Calif. (Freedom HS)

CAREER GAMES: 23

STARTS: 11

2018 (SOPHOMORE): Appeared in 10 games and registered five starts as a sophomore ... led the team in rushing yards with 531 yards on 108 carries with eight touchdowns ... averaged 4.9 yards per carry ... scored a team-high 11 touchdowns this season ... came in fourth on the team with 22 receptions, totaling 278 yards and three touchdowns ... registered 906 all-purpose yards ... had a single-game season-long run of 76 yards at home against Hawai'i on Oct. 27 where he rushed for a team-high 125 yards on 11 total carries ... scored three touchdowns in the Bulldogs' 38-7 win at New Mexico on Oct. 20 ... had a team-leading 22 carries in the 23-14 home win against San Diego State (Nov. 17) ... rushed for 63 yards on 17 carries and scored the game winning touchdown in overtime against Boise State in the 2018 Mountain West Championship (Dec. 1) ... led the team in punt returns with 13 for 97 yards ... had the season-longest 21-yard punt return at UNLV on Nov. 3 ... ranked fourth in the Mountain West in punt return average, averaging 7.5 yards per return ... ranks 10th in the conference in scoring with his 11 touchdowns, averaging 6.6 points per game

PERSONAL: Born in Castro Valley, Calif. ... son of Ron and Myla Rivers ... father Ron is Fresno State's second-leading rusher (3,473) in school history, who played at Fresno State from 1991-93 ... sister is Malia Rivers, also a Bulldog alum, who completed her senior softball season at Fresno State in 2017 ... also has a younger brother, Devon ... lists his favorite athletic thrill as any time he rushes for a touchdown ... major at Fresno State is computer engineering.

RONNIE RIVERS' GAME-BY-GAME

2018 - Sophomore	Rushing				Receiving			
	No.	Yds.	TD	Long	Rec.	Yds.	TD	Long
Idaho	-	-	-	-	-	-	-	-
at Minnesota	-	-	-	-	-	-	-	-
at UCLA	-	-	-	-	-	-	-	-
Toledo	2	25	1	19	0	0	0	0
at Nevada	5	12	0	4	1	19	1	19
Wyoming	4	22	0	19	3	53	0	34
at New Mexico	11	48	2	16	4	69	1	26
Hawai'i	11	125	1	76	1	9	0	9
at UNLV	12	33	1	12	1	17	0	17
at Boise State	7	33	1	26	7	60	0	12
San Diego State	22	78	1	8	1	6	0	6
San Jose State	17	92	0	33	3	41	1	24
at No. 19 Boise State	17	63	1	16	1	4	0	4
TOTALS:	108	531	8	76	22	278	3	34

RONNIE RIVERS' CAREER STATS

RUSHING	G	Att	Yds	TD	Lg	Avg/C	Avg/G			
2017	13	101	480	5	30	4.8	36.9			
2018	10	108	531	8	76	4.9	53.1			
TOTAL	23	209	1011	13	76	4.8	44.0			
RECEIVING	G	Rec	Yds	TD	Lg	Rec/G	Avg/C	Avg/G		
2017	13	20	129	1	21	1.5	6.4	9.9		
2018	10	22	278	3	34	2.2	12.6	27.8		
TOTAL	23	42	407	4	34	1.8	9.7	17.7		
SCORING	G	TD	Rush	Pass	Retn	PAT	2PAT	FG	Total	Avg/G
2017	13	6	5	1	0	0	0	0	36	2.8
2018	10	11	8	3	0	0	0	0	66	6.6
TOTAL	23	17	13	4	0	0	0	0	102	4.4
PUNT RETURNS	G	No.	Yds	TD	Lg	Avg/R	Avg/G			
2017	13	8	35	0	13	4.4	2.7			
2018	10	13	97	0	21	7.5	9.7			
TOTAL	23	21	132	0	21	6.3	5.7			
ALL PURPOSE	G	Rush	Rec	PR	KR	IR	Total	Avg/G		
2017	13	480	129	35	0	0	644	49.5		
2018	10	531	278	97	0	0	906	90.6		
TOTAL	23	1011	407	132	0	0	1550	67.4		

RONNIE RIVERS' SINGLE-GAME BESTS

Carries: 22 (vs. San Diego State, 11/17/18)

Yards: 125 (vs. Hawai'i, 10/27/18)

Touchdowns: 2 (2x, at New Mexico, 10/20/18)

Long Rush: 76 (vs. Hawai'i, 10/27/18)



59

MATT SMITH

OL

5-11 | 280 | So. | 3rd Year

Long Beach, Calif. (St. John Bosco HS)

CAREER GAMES: 12

2018 (SOPHOMORE): Saw action in 12 games ... helped the offense produce 1,687 yards and 27 touchdowns on the ground along with 3,216 yards and 22 touchdowns through the air when competing ... aided the offensive line in a season-high 368-yard passing effort against Toledo on Sept. 29 ... also contributed to a season-high 239-yard rushing game on Sept. 1 in the season opener against Idaho ... returned one kick for eight yards.

PERSONAL: Son of Linda and Brian Smith ... has one sister, Madison ... father played football at Long Beach State ... majoring in business - sports marketing.



22

TRENT SOECHTING

LB

6-3 | 225 | Sr. | 5th Year

Katy, Texas (Cinco Ranch HS/Blinn College)

CAREER GAMES: 39

2018 (SENIOR): Appeared in all 13 games for Fresno State ... had 11 tackles, five solo and six assisted ... picked up a single-game season-best three tackles at UNLV on Nov. 3 ... had a quarterback hurry at UCLA on Sept. 15.

PERSONAL: Born in Austin, Texas ... son of Mike and Carol Soechting ... has two sisters, Robin and Maria-Eleni, and two brothers, Chad and Casey ... major at Fresno State is construction management.



73

MICAH ST. ANDREW

OL

6-3 | 327 | Sr. | 5th Year

Rialto, Calif. (Eisenhower HS)

CAREER GAMES: 48

STARTS: 44

2018 (SENIOR): Named an All-Mountain West Second-Team selection ... started all 13 games as the primary right guard ... helped anchor an offensive line unit that saw the offense produce 1,901 yards on the ground for 28 touchdowns and 3,564 yards through the air - the most since 2013 - for 26 touchdowns over the course of the season ... when in the lineup, the offense produced 420.4 ypg and 34.9 ppg ... the unit held five opponents without a sack over the season's 13 games.

PERSONAL: Born in Long Beach, Calif. ... son of Melizza and Michael St. Andrew ... has one older brother, Mataese ... hobbies include playing football, music, engineering, video games and tech ... major at Fresno State is economics.



36

CAM SUTTON

TE

6-6 | 222 | Jr. | 3rd Year

Moreno Valley, Calif.
(Norco HS/Riverside City College)

CAREER GAMES: 12

2018 (JUNIOR): Played in 12 games on the season ... finished with three receptions for 42 yards with a long of 20 ... had one reception in three different games against Toledo on Sept. 29, Wyoming on Oct. 13 and Hawaii on Oct. 27.

PERSONAL: Born in Moreno Valley, Calif. ... son of Leonarda Stone ... has two sisters, Brittany and Khrysta ... favorite athlete is LeBron James because he is bigger than everybody and he dominates ... majoring in criminology at FS.



88

DAVID TANGIPA

TE

6-5 | 240 | Sr. | 5th Year

Sacramento, Calif. (Foothill HS)

CAREER GAMES: 44

STARTS: 1

2018 (SENIOR): Played in all 13 games ... served as a key cog in the special teams unit ... notched three receptions for 16 yards and a touchdown on the season.

PERSONAL: Born in Sacramento, Calif. ... son of Larry and Tupou Entwistle ... has three brothers, Robert, Jonathan and Jack, and one sister, Brittney ... major at Fresno State is political science.



44

LEEVEL TATUM III

DT

6-0 | 250 | So. | 3rd Year

Sacramento, Calif. (Foothill HS)

CAREER GAMES: 10

2018 (SOPHOMORE): Saw action in 10 games ... recorded five tackles on the season along with an interception ... season-high three tackles on Nov. 3 against UNLV ... also contributed to special teams.

PERSONAL: Born in Fresno, Calif. ... son of Lisa and Leevel Tatum II ... has two older sisters, Brianna and Brittney ... father was a standout running back at Fresno State (1983-84) and was a standout track athlete in high school ... has three uncles who played professional sports, Jack Tatum was an All-Pro for the Oakland Raiders and played in the NFL from 1971-1980, Jarvis Tatum played for the California Angels from 1968-70 and Vestee Jackson played in the NFL from 1986-1993 with the Chicago Bears and Miami Dolphins.



65

SYRUS TUIELE

OL

6-6 | 305 | So. | 2nd Year

Chico, Calif. (Pleasant Valley HS)

CAREER GAMES: 20

STARTS: 11

2018 (SOPHOMORE): Played and started in 11 games on the season ... aided the offensive line in a season-high 368-yard passing effort against Toledo on Sept. 29 ... also contributed to a season-high 239-yard rushing game on Sept. 1 in the season opener against Idaho ... when in the lineup, the offense piled up 1,495 yards and 23 touchdowns on the ground along with 2,942 yards and 20 touchdowns through the air.

PERSONAL: Born in Chico, Calif. ... son of Moletoa and Faailo Tuitele ... has six siblings, Tafa, MJ, Sierra, Sirena, Sabrina, Saphyrre ... father coached at Butte College from 2002-09 ... cousin A.J. Epenesa plays at Iowa ... former Pleasant Valley teammate Ashton Morgan plays at UNLV ... favorite athlete is J.J. Watt because his work ethic matches his success ... major at Fresno State is art-graphic design.



30

MESSIAH TYLER **LB**
5-8 | 225 | Jr. | 4th Year
Murrieta, Calif. (Vista Murrieta HS/La Verne)

CAREER GAMES: 12

2018 (JUNIOR): Played in 12 games for the Bulldogs as a junior ... had seven tackles on the season, six solo ... had three games with two tackles; Idaho (Sept. 1), Hawai'i (Oct. 27) and UNLV (Nov. 3).

PERSONAL: Son of LaTonya Miller and Dione Tyler ... has two sisters, Ashley and Emma ... major at Fresno State is criminology-forensic behavioral science.



3

MYKAL WALKER **DE**
6-3 | 220 | R-Jr. | 4th Year
Vacaville, Calif. (Vacaville HS/Azusa Pacific)

CAREER GAMES: 13

STARTS: 13

2018 (REDSHIRT JUNIOR): Named to an All-Mountain West First-Team selection ... named the Defensive MVP of the 2018 MW Championship Game ... named MW defensive player of the week on Oct. 1 ... second on the team in tackles with 79 (37 solo) ... second in the league in tackles per game among all linemen with 6.1 per game ... recorded a career-high 12 tackles in the MW Championship Game ... led the team in tackles three times (Hawai'i, San Jose State, Boise State) ... recorded a team-best 13.5 tackles for loss (for 38 yards) ... had a season-high 3.5 TFLs in the 50-20 victory over Hawai'i (Oct. 27) ... recorded 4.5 sacks ... grabbed one interception that was returned 38 yards for a touchdown against Toledo (Sept. 29) .. logged five pass breakups, five quarterback hurries, and recovered two fumbles and two forced fumbles.

PERSONAL: Born in Fresno, Calif. ... son of Michael Walker and Kendra Morris ... has a twin brother, Malyk, and two older brothers, Spencer and Patrick ... has one sister, Aunschele Jackson ... admires athletes LeBron James and Cam Newton for their leadership abilities ... nothing excites him more on the football field more than a goal-line stand ... plans to major in criminal justice at Fresno State.

MYKAL WALKER'S GAME-BY-GAME

2018 - RS Junior	Tackles			TFL-Yds	Sacks-Yds	FF	FR	QBH
	UA	A	Total					
Idaho	2	2	4	0.5-0	0.0-0	0	0	0
at Minnesota	8	1	9	0.5-1	0.0-0	0	0	0
at UCLA	2	2	4	1.5-2	1.0-1	1	0	0
Toledo	2	2	4	2.5-8	1.0-4	1	0	0
at Nevada	1	4	5	0.5-1	0.0-0	0	0	0
Wyoming	0	4	4	0.5-2	0.0-0	0	0	1
at New Mexico	3	3	6	0.0-0	0.0-0	0	0	0
Hawai'i	6	3	9	3.5-8	1.0-1	0	1	0
at UNLV	2	1	3	0.0-0	0.0-0	0	0	1
at Boise State	4	3	7	0.0-0	0.0-0	0	0	0
San Diego State	1	3	4	0.0-0	0.0-0	0	0	1
San Jose State	2	6	8	1.5-3	0.0-0	0	0	2
at No. 19 Boise State	4	8	12	2.5-12	1.5-12	0	1	0
TOTALS	37	42	79	13.5-38	4.5-18	2	1	5



53

JACOB WESTBERRY **LS**
6-3 | 248 | So. | 3rd Year
Bradenton, Fla. (Saint Stephen's Episcopal)

CAREER GAMES: 27

2018 (SOPHMORE): Served as the primary long snapper, competing in all 13 games ... recorded one tackle in the Mountain West Championship against Boise State on Dec. 1.

PERSONAL: Son of Alisa and Michael Westberry ... has two younger brothers, Cade and Steven ... pre-business major at Fresno State.



66

QUIREO WOODLEY **OL**
6-4 | 295 | So. | 2nd Year
Murrieta, Calif. (Murrieta Valley HS)

CAREER GAMES: 16

STARTS: 1

2018 (SOPHMORE): Saw action in three games with one start on Nov. 3 against UNLV ... aided the offensive line in a season-high 368-yard passing effort against Toledo on Sept. 29 ... helped the offense produce a season-high 562 overall yards against Hawai'i on Oct. 27 ... offense gained 466 total yards for six touchdowns in his lone start against UNLV.

PERSONAL: Born in Virginia Beach, Va. ... son of Fatimah Harvey ... has a god daughter, Ling Ling ... undecided on major at Fresno State.



31

ANDREW WRIGHT **DE**
6-2 | 237 | So. | 3rd Year
Buena Park, Calif. (Buena Park HS)

CAREER GAMES: 24

2018 (SOPHMORE): Played in all 13 games ... picked up eight tackles on the season with one for loss ... had a season-high two tackles in the Mountain West Championship game against Boise State on Dec. 1 ... had at least one tackle in seven games.

PERSONAL: Born in Long Beach, Calif. ... son of Anthony and Stephanie Fernandez ... has two younger sisters, Abigail and Alexandria ... is a criminology-law enforcement major at Fresno State.





Preview 2018: Fresno State Bulldogs. Even Better In Year Two

By: Pete Fiutak | June 22, 2018 2:45 pm

Jeff Tedford just ruined it for everyone else.

It's supposed to take a recruiting cycle to get the right pieces in place. There's realistically needs to be a five-year plan to make a woeful program good. There needs to be an understanding when it comes to needing time to start winning.

Not at Fresno State.

Any new head coach who takes over a 1-11 team that scored 212 points and failed to beat an FBS team isn't supposed to win ten games and play for a conference title the next season.

Lane Kiffin might have done big things right away at Florida Atlantic, Bill Clark took UAB from nothing to something, and Scott Frost – even though there was a ton of talent in place – took UCF from winless to self-proclaimed national champion in two years. But what Tedford did was phenomenal.

It wasn't just that Fresno State won more games in one season than it did in the previous three seasons; it's that it seemed to do everything right.

The line play was fantastic. The team led the Mountain West in fewest turnovers, there weren't a lot of penalties, and the defense became a brick wall as the season went on.

That was good. Now, with just about everyone back, Fresno State has to do it again, and even better.

The offense that scored 168 more points than the previous year's version should be even more explosive now that Tedford – a brilliant offensive mind – gets to tinker.

Marcus McMaryion is a veteran quarterback getting back a slew of fantastic targets, led by all-star KeeSean Johnson and Jamire Jordan. Best of all, the running game that was okay last season should do far more, with some changing around of the All-Mountain West parts of the line to try creating more home runs.

The Mountain West's best defense at getting into the backfield loses the ends, but gets back everyone else.

The secondary is loaded with all-star talent, starting with the safety tandem of Juju Hughes and Mike Bell. and Jeffrey Allison and the linebacking corps will be fantastic again.

And then there's Tedford, who has found something big in his second act as a college football head man.

He might have set the bar way too high way too early, but Fresno State fans aren't going to complain.

What You Need To Know About The Fresno State Offense

– With Jeff Tedford as the head coach, the Fresno State offense was supposed to blow up right away. Of course, it was the defense that rocked, but the O was good enough for what the team needed, averaging 393 yards and 27 points per game. But now, with eight starters back, there's a good chance Tedford and offensive coordinator Kalen Deboer will crank this side up in a hurry.

The passing game was efficient and effective with former Oregon State transfer Marcus McMaryion coming up with a strong year, hitting 62% of his passes with 14 touchdowns and five picks. He can run a little, too, but the depth will be an issue going into fall camp after part-time starter Chason Virgil transferred to SE Louisiana.

– The weapons are there to bomb away. Including the running backs and top tight end Jared Rice, 13 of the 14 Bulldogs who caught a pass return. KeeSean Johnson caught 77 passes as the No. 1 guy for the attack, and now he's back along with 27-catch Jamire Jordan – who averaged 21 yards per catch with three scores.

– Two starters have to be replaced up front, but Christian Cronk is an all-star at tackle. He'll likely move to guard, Netane Muti and Micah St. Andrew are All-Mountain West guards, but Muti worked at left tackle in spring ball. The line that finished third in the nation in two key categories, with just ten sacks and 46 tackles for loss allowed should be even better early on.

The pass protection will be there, and the backs will do their part for a ground game with the upside to be far better. At the very least, the Bulldogs should have more big rushing plays.

The quick Jordan Mims is the leading returning rusher with 627 yards and six scores, and 220-pound Josh Hokit brings some thump with a team-high seven scores. Throw in McMaryion, and the top five Bulldog rushers and all 22 touchdowns return.

Biggest Key To The Fresno State Offense

Just keep on being efficient and don't screw it up. The defense will once again be a killer, so as long as the offense isn't making a whole slew of mistakes, everything will be fine.

The offense improved in each of the last four years in giveaways – turning it over 27 times in 2014 and just 13 times last year. Forget about trying to analyze losses at Alabama or Washington last season, or even against the great Boise State team in the Mountain West championship, but the losses to the Crimson Tide and Broncos were two of the three times when Fresno State was in the negative in turnover margin.

The other time? The 26-16 loss to UNLV.

And even then in those four losses, it's not like the Bulldogs had turnover problems. Overall, though, as long as the turnovers aren't coming and the offense is moving the ball, everything is fine.

What You Need To Know About The Fresno State Defense

– How amazing was that? Defensive coordinator Orlondo Steinauer left, and linebacker coach Bert Watts now gets to have the fun of coaching a defense that turned in an unbelievable season, finishing 15th in the nation allowing just 321 yards per game and tenth in scoring D, giving up 18 points an outing.

The Bulldogs were hit by 89 combined points in losses to Alabama and Washington, didn't allow more than 27 points to anyone else, and allowed 21 points or fewer ten times. And best of all, seven starters return including the top seven tacklers.

– The linebacking corps is going to be special. Jeffrey Allison led the team with 126 tackles from his spot on the inside, and 220-pound George Helmuth finished second with 89 stops. James Bailey and his 71 tackles is back at the other outside job, and the key backups return, too.

They'll get into the backfield, but the top three tackles for loss producers are gone, including both ends, Robert Stanley and Tobenna Okeke. Malik Forrester is done, too, from his spot on the nose, but Kevin Atkins is a good one to anchor around the front four. Now the ends have to emerge.

– All four starters are back in the secondary, led by the all-star safety tandem of Mike Bell and Juju Hughes, who combined for 148 tackles and two picks. Eight of the nine picks from last year's D are back, led by all-star corner Jaron Bryant and his four, to go along with 67 tackles.

Biggest Key To The Fresno State Defense

Find the pass rush from the line. The back seven will do its part overall as one of the best in the Mountain West. As long as the front four is doing its job at getting behind the line, the defensive machine won't stop.

There will be a rotation, and there were some good things happening this offseason, but this group might need a little bit of time. With the loss of Okeke, Forrester, Stanley, Nathan Madsen and Stephen Van Hook, 19 of the 31 sacks form the defensive front have to be replaced, along with a massive portion of the tackle for loss production.

Best Fresno State Offensive Player

WR KeeSean Johnson, Sr.

Yeah ... it's too easy. Just keep giving him the damn ball.

The 6-2, 198-pounder followed up a big 66-catch sophomore season with 77 grabs for 1,013 yards and eight touchdowns, hitting Nevada for three touchdowns and Hawaii and Boise State – the first time around against the Broncos – for two in each.

Physical as well as quick, he's an ultra-reliable, very consistent, and can push the passing game deep at times. He doesn't have to do it all with the Bulldog receiving corps deep and talented, but he can.

2. OT Christian Cronk, Sr.
3. QB Marcus McMaryion, Sr.
4. OG Netane Muti, Soph.
5. OG Micah St. Andrew, Sr.

Best Fresno State Defensive Player

LB Jeffrey Allison, Jr.

The 6-0, 250-pound tackling machine out of Miami had a decent true freshman season, and blew up last year with 126 stops with two sacks and 5.5 tackles for loss.

The All-Mountain West performer stood out against Alabama with 14 stops, came up with 14 more against BYU, and was fantastic against Houston in the bowl win with 13 tackles.

Terrific in the open field, he has great range and doesn't miss stops when he gets to the ball. Even though he's a bit short and bulky, he's fast. He won't do too much to get behind the line, but he'll stuff everything else.

2. S Mike Bell, Jr.
3. CB Jaron Bryant, Jr.
4. LB George Helmuth, Sr.
5. S Juju Hughes, Jr.

Key Player To A Successful Season

DE Kwami Jones, Jr.

Jones and Emeka Nдох have to step in and shine on the ends in the one area on the team that needs to find a few quick replacements. The 6-0, 248-pound Nдох came in from the JUCO ranks and made nine tackles, but he needs to be more of a factor behind line.

The 6-2, 250-pound Jones was also JUCO transfer, filling in and making ten tackles with a sack. He along with Nдох will be a part of a rotation that has to find something early on with road games at Minnesota and UCLA to deal with.

Key Game To The Fresno State Season

San Diego State, Nov. 17

The Mountain West world will be focused on a fun showdown at Boise State the week before facing San Diego State, but that's on interdivisional game. If Fresno State wants to get back to the Mountain West Championship, it has to beat the Aztecs again.

After losing two straight to SDSU, the Bulldogs rolled to a stunning 27-3 win that turned into the catalyst for the second half of the season. This time around, it's a home game with just San Jose State left to play. Even if there's a loss at Boise State, if that's it in conference play, all will be fine with a win over the Aztecs.

2017 Fresno State Fun Stats

– Sacks: Fresno State 34 for 209 yards – Opponents 10 for 69 yards

– Fumbles: Opponents 17 (lost 12) – Fresno State 18 (lost 6)

– 4th Down Conversions: Fresno State 10-of-15 (67%) – Opponents 7-of-24 (29%)



– 4th Down Conversions: Fresno State 10-of-15 (67%) – Opponents 7-of-24 (29%)

Fresno State Prediction: What's Going To Happen

The bar is going to be set through the roof with so many key players back and so many returning starters, but repeating what happened last season wouldn't be a bad way to go.

The defense will find the replacements needed on the line to keep up the production from all of last year's success, but the difference this season will be a bit more explosion on the offensive side.

It'll all be part of the puzzle – there's no need to take too many chances with all the production and talent on the defensive size – but the O will get more big plays out of the ground game, and QB Marcus McMaryion and the passing attack will stretch the field.

Expect more offensive consistency, too. Hitting at least 24 points a game, every game won't be a problem.

Guessing The Preseason Regular Season Win Total Will Be Set At ... 8

There's a big plus stepping down from playing Washington and Alabama to dealing with Minnesota and UCLA – the Bulldogs will win one of those two non-conference road games.

As long as there isn't a brain cramp like last season's loss to UNLV, there shouldn't be a problem rolling through the main bulk of the season – but assume there will be one loss along the way against someone like Wyoming, or even UNLV on the road.

They'll drop the game at Boise State, win against San Diego State, and get back to the Mountain West Championship game for a rematch against the Broncos.

Just like last year.

Bulldogs' KeeSean Johnson on Biletnikoff watch list. What are his chances?

BY ROBERT KUWADA

rkuwada@fresnobee.com

July 19, 2018 01:39 PM

Updated July 19, 2018 12:41 PM

Fresno State wideout KeeSean Johnson for the second year in a row has secured a spot on the watch list for the Biletnikoff Award, which is presented annually to the outstanding receiver in college football, and he could have a legitimate shot to at least catch and run his way to the college football awards show in December.

The Bulldogs' senior receiver is one of the top seven returning receivers in the nation in 2018 ranked by number of receptions – as a junior, Johnson caught 77 passes for 1,013 yards with eight touchdowns.

And playing with Marcus McMaryion, Johnson is one of five in that group who have a returning quarterback to work with this season.

A receiver from a Group of Five conference has been a finalist for the award the past two seasons and in three of the past four.

In 2017, Colorado State wideout Michael Gallup, who led the Mountain West with 100 receptions with 1,413 receiving yards and seven touchdowns, was one of three finalists for the award won by Oklahoma State receiver James Washington.

In 2016, East Carolina receiver Zay Jones was a finalist when the Biletnikoff Award was won by Dede Westbrook from Oklahoma. In 2014, Colorado State's Rashard Higgins was a finalist for the award won by Amari Cooper from Alabama.

Johnson has had some of his most productive games against the Bulldogs' biggest opponents, last season catching eight passes for 55 yards against No. 1 Alabama, six for 119 yards and two touchdowns against No. 22 Boise State in the regular-season finale and eight for 95 yards in the Hawaii Bowl victory over Houston.

The 6-foot-2 senior has at least one reception in 36 consecutive games, a Fresno State record, and enters his senior season with 180 career receptions for 2,123 yards and 16 touchdowns and a chance to finish his career as the most prolific pass catcher in school history. He is just 53 receptions behind Davante Adams (233, from 2012-13). Charlie Jones (1992-95) holds the school record for receiving yards (3,344 from 1992-95), 1,221 yards ahead of Johnson. Adams holds the Fresno State record for touchdown receptions with 38.

McMaryion, Allison on watch lists, too

Johnson is the third Bulldogs player to garner national attention this week with McMaryion on the watch list for the Maxwell Award and linebacker Jeffrey Allison on the watch list for the Chuck Bednarik Award.

There are two other players from the Mountain West Conference (Nevada's McLane Mannix, Hawaii's John Ursua) on the 50-player watch list for the Biletnikoff Award, named in honor of college and NFL Hall of Famer Fred Biletnikoff and open to a player at any position (wideout, tight end, running back). Johnson is one of nine players on the watch list for a second consecutive season.

The 10 semifinalists will be announced on Nov. 12 with the three finalists to be announced on Nov. 20. The award will be presented by the Tallahassee Quarterback Club Foundation on Dec. 6 as part of the Home Depot college football awards show on ESPN.

For five Bulldogs, humble beginnings sparked something much bigger

BY ROBERT KUWADA

rkuwada@fresnobee.com

August 10, 2018 09:35 AM

Updated August 10, 2018 08:40 AM

The walk-on life can be a tough go, less so now after the NCAA took on some student-athlete welfare issues. But back then, 2014, when Justin Allen, Anthony Grayson, Micah St. Andrew, David Tangipa and George Helmuth showed up at Fresno State to play some college football they really had no idea what was ahead.

They were five of 10, maybe 11 or 12 walk-ons relegated to the visitors' baseball locker room at Beiden Field at the start of fall camp because the football locker room in the Duncan Building was under renovation and lacked enough space for all of the players.

Report one day, on the field the next — and in that subterranean bunker throughout.

None of them remembers exactly how many players were crammed in there, probably because the number kept changing. "It seemed like every day someone quit," Helmuth said. But they all remember a couple of things, the inescapable. It was really hot, there was no AC and there was just one fan in the room.

"Practically a sauna," St. Andrew said.

"That fan, it barely rotated," Grayson said.

"That's back when two-a-days were going, too," Allen said.

"It was our first year and some of us aren't from Fresno, so some of us didn't know about the Fresno heat," said Grayson, cracking a smile. "That was joyful."

Stories?

Allen chuckled at the thought: "I've tried to forget those days."

But through that experience, the five bonded and not only made it through to their senior seasons, but to the field on game day, never a guarantee for walk-ons who can go through five years running an opponent's plays on scout teams.

St. Andrew practiced and played his way into a start in the sixth game of the 2015 season as a redshirt freshman and has been there now for 31 consecutive games at right guard, the third longest streak on the team.

Helmuth, from Clovis North, played early, too, primarily on special teams, and is the Bulldogs' Will linebacker. He started the last 11 games a year ago, finishing second on the team with 89 total tackles including eight tackles for loss.

Tangipa has played in 31 games, starting one in 2015 when a redshirt freshman, and last season caught the first pass of his career — a 3-yard touchdown from Marcus McMaryion at Hawaii.

Allen has played in 25 career games, catching his first pass as a redshirt sophomore in 2015 against UNLV, and had two receptions last season including a 45-yard touchdown in the opening rout of Incarnate Word.

Grayson played in four games last season, the first of his career.

Four of the five are now on scholarship.

They also made it into the renovated locker room, though even four years later they are bonded tightly by their time underground on the first base side of the baseball stadium.

"It's like a blood kinship thing," Helmuth said.

"It's a tight group," Allen said. "Every time we walk by each other we're like, 'Walk-on squad.'"

Tangipa and Helmuth room together along with running back Josh Hokit, who also started his Fresno State career as a walk-on.

"Micah is married so he couldn't," Tangipa said. "We actually asked him to move in. He said, 'No.'"



That might have been the easiest question St. Andrew, an economics major, has answered in all of his years at Fresno State.

They also are trying to start a podcast together.

"We're trying to figure that out," St. Andrew said. "We're not sure what we're going to talk about, but our podcast is coming soon. We have to figure out a name for it, so be on the lookout."

That first year, when not on the practice field or in meetings they were fairly well isolated. The returning players had been together, some for years, and all had just gone through a strength and conditioning program that summer. The incoming freshmen in that class 2014 recruiting class already had reported to campus.

Most of the time, what they had was in the room.

Turned out to be a lot.

"It's not easy," St. Andrew said. "You're paying for school. You're playing football. We weren't fed that year, so everything came out of pocket. You definitely have to want it and have that hunger to continue to play and continue to keep in shape."

Grayson said they would talk that, from time to time. "We looked at it like, 'This is our class — we have to stick through it and push each other,'" he said.

"The bond that we had in that locker room, it was special just because we became close to each other and we drove each other," Tangip said. "We knew that we needed to get to that next point and fight for each other."

"We're as close as possible. We're a walk-on family. Any walk-ons that we see come in, we always tell them, 'You're not at a disadvantage. You might think that. You might think that you're a second-class citizen, but forget that. You have an opportunity. Take that and run with it' "

The Bulldogs this season could run a long way. Fresno State was picked to win the West Division in the Mountain West in a preseason media poll, which would put them in the conference championship game for a second year in a row.

Win that, and a New Years Six bowl game becomes an option.

"It would be a journey fulfilled," St. Andrew said. "I think we went 6-8 that season, to 3-9 and then 1-11. We really hit rock bottom. But even through that we got closer, just growing up as brothers."

"That's why we stuck with it, because we had a good strong brotherhood amongst each other to stay here and to want better for our team. To finish on top, it would truly be a blessing for all of us."

Bulldogs' linebacker Jeff Allison again playing through pain

BY ROBERT KUWADA
rkuwada@fresnobee.com
August 25, 2018 11:51 AM
Updated August 26, 2018 12:45 PM

Dejonte O'Neal got the call first, just after the Fresno State Bulldogs had confronted a challenge of a conditioning run, a Fourth of July tradition they call "Own Your House," which of course is Bulldog Stadium. They run up and down the aisles, all the way around. They get one hour to hit all of those steps, though really busting it some can and have gone north end zone to north end zone, one lap around, in less than 30 minutes.

That call, though, it was a different kind of tough.

It was Jeff Allison's mother, Shynita Ponton, and O'Neal got the call because he and Allison are close, brother close, and back home Allison's brother was dead; drowned. He was only 16, a big football fan, a big Jeff Allison fan. Gone. "She didn't want to tell him while nobody was here," O'Neal said. "After she called me, she called him and let him know. She made sure I was next to him because she knows how close we are."

"It tore me, but I had to be strong for him and I had to show him that it was going to be OK. I had to keep smiling. He saw it through. He understood that God took him to a better spot and He is watching over him, and he understands what he had to do."

For Allison that's pursuing the dream, football on Friday nights graduating to Saturday afternoons and if all goes exceptionally well on to Sundays; to keep pushing, all while dealing with a lot of real life.

A year ago, Allison had changed his uniform to No. 9 in honor of his cousins, Jarrett and Jaylen Mumford, who were killed in an auto accident in 2016 during his freshman year. Jarrett Mumford, a freshman at Alabama State, had according to news reports returned home and to his high school just outside of Atlanta to fulfill a Homecoming tradition as the outgoing Mr. Banneker High, passing the honor on to his successor.

It was after that ceremony the car they and a third passenger were traveling in collided with another vehicle.

This year, his younger brother, Jaelan White.

"It's life," Allison said. "You have to live it day by day. I try to stay focused and remember that I'm doing this for a purpose and I can't just let that bring me down."

"I have to make sure that the people that pass away, I have to make them happy and keep pursuing my dream. Everybody that I know that I've lost, they wanted me to be great. They wanted me to do this. They wanted it just like I want it. That just gives me more motivation to know that I have to complete that mission."

Allison is on that track, and that dream is real.

Wearing a No. 9 that was retired in honor of Kevin Sweeney after receiving permission from the former Bulldogs quarterback, Allison had one of the best seasons by a linebacker in Fresno State history.

He racked up 126 total tackles including 79 solo, twice was the Mountain West defensive player of the week and was selected first-team all-conference as the Bulldogs completed one of the biggest turnarounds ever in college football.

Kenwick Thompson, the Bulldogs' linebackers coach, is new to the staff and didn't get a chance to watch Allison during spring practices as he rehabbed a shoulder injury.

But fall camp has not been a surprise at all.

"He is what you see on tape," Thompson said. "He's a physical player, plays fast. The thing that surprises you is that for a guy his size is how he moves and how he changes direction. That part, seeing that part in person, that's impressive."

"The other part, I hadn't seen in person, but I expected it, was his leadership ability and ability to get guys to play with him and to communicate. I was excited to get an opportunity to see that and pleased to this point where he has been, but at the same time he has an extreme work ethic. He works like a guy that's still trying to get there."

The support, too, is real.

O'Neal and Allison, a senior running back and junior linebacker, are that close.

"That's my brother," Allison said. "His mother is my mother, my mother is his ... That's like my blood brother. He knows my whole family."

A day later and a different discussion, it's O'Neal.

"It's like a brother that my mom didn't have," the Bullard High grad said. "We're like a big family ... When I saw him shed a tear, it made me shed one because I understand."

Coach Jeff Tedford, the Bulldogs' assistant coaches and staff all check in with him. Marcus McMaryion. Tank Kelly. Matt Boateng. KeeSean Johnson. The Bulldogs, offense, defense, special teams, no one ever is too far away.

"All of the guys, they came to me, prayed with me," Allison said.

They are, McMaryion said, a tight group: "We all vibe really well together."

"They understand that support is there with them all the time, during the good times, during the bad times," Thompson said. "That's part of what we're supposed to do. They should learn more than football from the game of football."

"We try to make a point of that. Coach Tedford makes that a big part of who we are. Unfortunately, when things like that happen, it gets put into action. You can never totally prepare for something like that, but you just hope that some of the things that he has learned through this game help him get through it."

McMaryion lauded Allison for the way he has handled it all, on and off the football field.

"I reminded the guys the other day, too, there are a lot of people going through stuff outside of football and we're fortunate enough to be put here playing a game and enjoying our time and having fun," he said.

"But there definitely are people and Jeff is one of them that's dealing with some stuff outside and I commend him for being able to handle his business on the field and not let it affect him when he's out here."

When Allison is on the football field this fall Jaevon will be there as well, just as Jarrett and Jaylen Mumford were last season and will be again this season.

"My little brother, I just want to do my best for him," Allison said. "He looked up to me. He always wanted the best for me, I wanted the best for him."

"Things were short for him, but I just want to make sure I do my best. I don't think I'm going to have a (jersey) number or something like that for him, I just want to give him my all and let him know that I love him."

Bulldogs' Kelly has entertaining night, before and after 79-13 rout of Idaho

BY ROBERT KUWADA
September 02, 2018 08:51 AM

Fresno State cornerback Tank Kelly had a wildly entertaining Saturday evening and before that, he played about three quarters of very good football in the Bulldogs' 79-13 rout of Idaho.

Just before the game, Kelly said that he wanted to go out and have a good time, a good night.



Fresno State cornerback Tank Kelly had a wildly entertaining Saturday evening and before that, he played about three quarters of very good football in the Bulldogs' 79-13 rout of Idaho.

Included were two interceptions, one that he returned 39 yards for a touchdown; a blocked field goal that was scooped up and returned for a score by Jaron Bryant; five tackles including four solo stops, and a third pass breakup.

He explained it in a way that few could.

The field goal block, and taking advantage of an opening to rocket off the edge and get to the football: "Coach (Scott) Thompson likes to call it the 'Big Fish', and we found our Big Fish on their field goal team," he said. "That's all we did, just attacked the Big Fish, the weakest link. That's how we got a block.

"A Big Fish is a person who basically is trembling, who shows weakness, who doesn't block down too well or has the wrong footing, so we call them the Big Fish. They are the Big Fish on the market. That's who we want to attack."

The interceptions: "It was like taking candy from the candy shop today," he said. "It was just being thrown out there. Everything was for free or on sale."

In answering those questions, Kelly also inadvertently hit on what sets up the Bulldogs for a large matchup Saturday at Minnesota — a Power Five program that represents a very real opening to a [potential bid to a New Year's Six](#) bowl game.

Fresno State quarterback Marcus McMaryion scrambles away from an Idaho defender in a 79-13 rout of Idaho at Bulldog Stadium on Saturday, Sept. 1, 2018. McMaryion completed 19 of 26 passes for 207 yards.

Fact is, Fresno State did not play all that well in crushing Idaho.

It just played a very bad team.

The Bulldogs left a lot of plays on the field, which is nitpicking a bit given the final margin against the Vandals, who this season dropped down to the FCS level. But those are plays they will need the next two

weeks playing at Minnesota and at UCLA and in their next three games when coming home to face a solid Toledo team.

Quarterback Marcus McMaryion did a very good job managing the game, making sure the Bulldogs were in the right plays, though against the Vandals, right or wrong didn't much matter. His [third-down passing](#), much better. He hit on 5 of 7 passes, 71.4 percent, for 83 yards and four first downs after hitting only 41.4 percent of those throws last season. But he also missed on a few plays including two shots down the field to [wideout KeeSean Johnson](#), even if he did hit one for a 44-yard gain.

If that ball is out of his hand a second earlier, it's a 75-yard touchdown.

Again, those are plays the Bulldogs will need.

Fresno State on three of its touchdown drives against Idaho went 56 yards in 11 plays, 80 yards in 12 plays and 93 yards in 12 plays.

Against Idaho, it's fairly easy to sustain those drives.

Against a Power Five opponent on the road, no so much.

"It sets the tone, but I honestly don't feel like we played up to our full ability," said running back Jordan Mims, who scored three of the Bulldogs' seven rushing touchdowns. "We had a lot of little things that we messed up on."

The same sentiment came from the Bulldogs' defense.

"We did well, but there are always small mental errors and mistakes that we can clean up," said Bryant, who returned both blocked field goals for touchdowns, the first 74 yards and the second 71 yards. "The scoreboard showed it all, but at the end of the day, we still had little mistakes that we can perfect."

That is where everything cycles back to Kelly, and his postgame comments.

Just as the Bulldogs' staff knew where to find the soft spot in the Vandals' field goal team, just as they knew how to put defenders into the right spots to pick off five passes, they know how to adjust and to fix and to game plan against an opponent's soft spots.

McMaryion missed on some deep balls, but it's not like that is a weakness. Fresno State last season ranked second in the Mountain West Conference last season with 54 explosive pass plays of 20 or more yards. McMaryion threw 45 of those passes including an 81-yard touchdown shot to Johnson in a victory over Boise State, a 75-yard play to Johnson and a 70-yard touchdown to Jamire Jordan in a victory over New Mexico.

If there are shots to be had at Minnesota, chances are the Bulldogs will execute those plays more cleanly than they did against the Vandals.

"It was good execution of certain phases of the game," coach Jeff Tedford said. "We will watch the film and I am sure there are a lot of things we can improve on. We missed a big play for a touchdown pass, we dropped a few balls and things like that that you cannot afford to do in tight ball games.

"I thought we played together well on offense, defense and special teams. That is really the key. It is nice to get victory No. 1. You never know what the first game of the year is going to look like. I thought our guys took the field with really good focus and we need to continue doing that."

McMaryion scores 4 touchdowns to lead Fresno State over UCLA

PASADENA, Calif. -- A big Saturday of eight upsets by Group of Five schools over Power Five teams includes a Red Wave.

Fresno State, which brought a large group of fans from Northern California to the Rose Bowl, dominated UCLA 38-14.

[Marcus McMaryion](#) ran for four touchdowns and passed for another as the Bulldogs (2-1) snapped a 10-game losing streak against Power Five teams. "I think it's a huge win. There's a lot to take from it," said McMaryion, who was 22 of 33 for 270 yards along with nine carries for 16 yards. "It was basically coming down to they were stacking the box and it was up to us to make plays."

It is the Bulldogs' ninth victory over a Pac-12 program since 2000. Three of those have come against the Bruins, who are 0-3 for the first time since 1971.

While this week's major story line nationally will be about the little schools standing tall, Fresno State coach Jeff Tedford was trying to play that down.

"I never get caught up on Group of Five or Power Five. Typically, we go into games thinking we have a chance to win every game no matter who we play," Tedford said. "This is obviously a nice win for our program. UCLA has great tradition and highly-recruited players. I thought our guys came out with a real focus."

Fresno State, which came into the game leading the FBS in takeaways with eight, scored 17 points off four Bruins turnovers.

UCLA freshman quarterback [Dorian Thompson-Robinson](#) was 10 of 24 for 151 yards with a touchdown and two interceptions. He also had a team-high 49 yards rushing on eight carries.

"No one feels sorry for you," UCLA coach Chip Kelly said. "We knew this was a really good football team coming in. We knew that it's one of the best teams in the Mountain West and we had to be prepared to play, and obviously they did a better job."

The Bulldogs (2-1) scored on their first three drives to take a 16-0 lead. McMaryion opened the scoring with 10:03 remaining in the first quarter with a 1-yard bootleg off left end. A [Kyle Riddering](#) 10-yard pass from McMaryion late in the first quarter and an [Asa Fuller](#) 28-yard field goal extended Fresno State's lead to 16-0 with 14:17 remaining in the second quarter.

After UCLA's [Odua Isibor](#) recovered a McMaryion fumble at the Fresno State 43, the Bruins got on the scoreboard when [Theo Howard](#) hauled in a 45-yard touchdown pass from Thompson-Robinson. UCLA got within 16-14 with 12:59 remaining in the third quarter on a 1-yard run by [Bolu Olorunfemi](#).

Fresno State blew a fourth-quarter lead last Saturday at Minnesota, but that didn't happen against the Bruins. The Bulldogs put the game away with three straight drives that ended with McMaryion touchdown runs. The last two scores were set up after [Jeff Allison](#) picked off Thompson-Robinson both times.

"It would have been really easy for it to go the other way (after the fumbled punt) but we were able to respond," Tedford said. "We got turnovers and put drives together."

TRICKERATION

Tedford outtricked Kelly on a 2-point conversion during the third quarter. Using the gun monster formation, with four players lined up on the far hash on both sides and three players in the center, backup QB [Jorge Reyna](#) threw a pass to tight end [Gunner Javernick](#) to give the Bulldogs a 24-14 lead.

"There are a few of those things we have that we don't pull out very often, but we practice them all the time," Tedford said. "Really those things are there when you need them and at that point we needed to get up by 10. I'm happy it worked out."

THE TAKEAWAY

Fresno State: Tedford gets his first win over Kelly in five attempts and improves to 2-4 in games at the Rose Bowl. The Bulldogs also have something that no other Group of Five team can claim -- a three-game winning streak over UCLA.

"It's got nothing to do with me. I wasn't playing Chip Kelly," Tedford said. "The losses have something to do with me, the wins don't."

UCLA: The young Bruins continue to sabotage themselves with penalties. They were flagged 11 times for 96 yards in Saturday's loss.

"Tonight, specifically, the penalties really hurt us," Kelly said. "Too many times where we were inflicting lost yardage on ourselves. Those are things we have to clean up."

20 stats where Fresno State ranks among best in NCAA

BY JACKSON MOORE Oct 9, 6:15 PM

The Fresno State Bulldogs are 4-1 so far this season and have played in a fashion that has them ranked among the best in the nation in a variety of different statistics.

Last season the Bulldogs sported one of the best defenses in the nation statistically. Despite losing four key defensive linemen, the Bulldogs remain near the top of the statistical rankings again and are even better in some categories.

In two statistics, the Bulldogs are the best team in the nation - red zone defense and turnovers forced. The Bulldogs are allowing scores on only 55 percent of opponent's trips into the red zone - a better clip than any other defense in the nation.

"They're playing well," Fresno State Head Coach Jeff Tedford said of his defense. "They're flying around and making some plays. We got a few interceptions last week - typically that happens when the defensive front is putting some pressure on the quarterback. We gave up some stats, but kept them out of the end zone. That's the name of the game, to keep them out of the end zone and score more points than them."

Continue scrolling to see the statistics where the Fresno State Bulldogs ranks near the best in the nation:

RED ZONE DEFENSE (NO. 1)

Fresno State's red zone defense ranks as the best in the nation. Through five games, opponents have only made their way into the red zone 11 times, coming up empty on five of those attempts. The Bulldogs have allowed five touchdowns and a field goal in the red zone this season.



Last season the Bulldogs sported one of the best defenses in the nation statistically. Despite losing four key defensive linemen, the Bulldogs remain near the top of the statistical rankings again and are even better in some categories.

In two statistics, the Bulldogs are the best team in the nation - red zone defense and turnovers forced. The Bulldogs are allowing scores on only 55 percent of opponent's trips into the red zone - a better clip than any other defense in the nation.

"They're playing well," Fresno State Head Coach Jeff Tedford said of his defense. "They're flying around and making some plays. We got a few interceptions last week - typically that happens when the defensive front is putting some pressure on the quarterback. We gave up some stats, but kept them out of the end zone. That's the name of the game, to keep them out of the end zone and score more points than them."

Continue scrolling to see the statistics where the Fresno State Bulldogs ranks near the best in the nation:

RED ZONE DEFENSE (NO. 1)

Fresno State's red zone defense ranks as the best in the nation. Through five games, opponents have only made their way into the red zone 11 times, coming up empty on five of those attempts. The Bulldogs have allowed five touchdowns and a field goal in the red zone this season.

TURNOVERS GAINED (NO. 1)

Fresno State is also the best team in the nation in forcing turnovers per game. The Bulldogs rank No. 1 at 3.2 turnovers per game.

TURNOVER MARGIN (NO. 2)

Thanks to the Bulldogs' ability to take the ball away, Fresno State also ranks tied for second in the nation in turnover margin. The Bulldogs have forced 16 takeaways while turning the ball over six times for a turnover margin of +10, or +2 per game.

INTERCEPTIONS (NO. 2)

Fresno State can thank its ballhawks in the secondary for its impressive turnover statistics through five games this season. The Bulldogs have intercepted 11 passes this season which is tied for No. 2 in the country.

Tank Kelly leads the team with three and Jeff Allison has two. Mike Bell, James Bailey, Mykal Walker, JuJu Hughes, Wylan Free and Leevell Tatum all have one interception.

THIRD DOWN DEFENSE (NO. 5)

When Fresno State is not forcing turnovers, they are also among the best in forcing opposing offenses off the field by punting. Almost three out of four times that Fresno State opponents face third down they are unable to keep the drive moving. The Bulldogs have held opponents to 25.4 percent conversion percentage on 18 of 71 attempts - which is fifth best in the nation.

THIRD DOWN CONVERSIONS (NO. 13)

Likewise, Fresno State's offense has also been one of the most efficient on offense when facing third downs. The Bulldogs keep drives moving half of the time - 34 of 68 attempts - when facing third downs. The Bulldogs are tied for 13th in the nation in this category.

TACKLES FOR LOSS ALLOWED (NO. 10)

Fresno State's offense goes backwards fewer than almost any team in the country, tied for No. 10 in tackles for loss allowed at four per game. The Bulldogs have allowed 20 tackles for loss on 338 total plays for -65 yards over five games.

SACKS ALLOWED (NO. 9)

Fresno State's offensive line has also kept Marcus McMaryion upright for the majority of the season, despite losing starting left tackle Netane Muti to injury. Fresno State is tied for ninth in the nation with .8 sacks allowed per game - four sacks over five games.

COMPLETION PERCENTAGE (NO. 6)

Without backfield pressure, Fresno State's passing game has been one of the most accurate in the country. Almost entirely led by starting quarterback Marcus McMaryion, the Bulldogs rank No. 6 in the nation in completion percentage at 71.2 percent.

SCORING DEFENSE (NO. 9)

When it comes to the most important defensive statistic, points allowed, the Bulldogs are a Top 10 team as well. Fresno State has allowed 15.6 points per game which is ninth-best in the nation.

DEFENSIVE TOUCHDOWNS (NO. 2)

Not only does Fresno State's defense keep points off the board, they also score points themselves. The Bulldogs' defense has accounted for four touchdowns this season, tied for second in the nation.

TOTAL DEFENSE (NO. 17)

When it comes to yards allowed, Fresno State is also among the best of the 129 FBS programs. The Bulldogs are allowing 317.2 yards per game, ranking 17th in the nation and third in the Mountain West.

FEWEST PENALTIES (NO. 12)

Fresno State has been among the nation's most disciplined teams, too. The Bulldogs have been penalized only 22 times, tied for 12th-least in the country. The Bulldogs have lost 39 yards per game in penalty yardage, alone as the 12th-fewest per game.

PASSING DEFENSE EFFICIENCY (NO. 4)

Fresno State's defense has allowed only 15.6 completions and per game and 192.8 passing yards per game. That makes for a defensive efficiency rating of 97.76 - fourth best in the nation.

JEFF ALLISON - TACKLES (NO. 20)

Fresno State linebacker Jeff Allison has led the Bulldogs' strong defense with a team-high 53 tackles. His 10.6 tackles per game is tied for 20th best in the nation.

TANK KELLY - INTERCEPTIONS (NO. 4)

Only three players in the country have surpassed Tank Kelly's three interceptions this season. Kelly is one of 22 players across the country with three interceptions.

TANK KELLY - PASSES DEFENDED (NO. 2)

Kelly has just missed opportunities at more interceptions, too. This season Kelly has deflected 2.2 passes per game - 11 total with eight pass breakups. Kelly ranks tied for second in the nation in this category.

PAT BELONY - FUMBLE RECOVERIES (NO. 5)

Meanwhile in the trenches, Fresno State defensive tackle Pat Belony has made the most of his increased playing time in 2018 with a pair of fumble recoveries. He nearly had a third against Toledo. Only four players in the country have recovered three fumbles. Belony is part of a large group that has two.

MARCUS MCMARYION - COMPLETION PERCENTAGE (NO. 6)

As mentioned, Fresno State is among the nation's Top 10 in pass completions. Marcus McMaryion as an individual has completed 72 percent of his passes, ranking sixth in the nation. Reserve Jorge Reyna has completed three of five attempts.

KEESEAN JOHNSON - RECEPTIONS, RECEIVING YARDS (NO. 21)

Fresno State wide receiver KeeSean Johnson has hauled in the most catches for the Bulldogs this season at 33, ranking No. 21 in the nation with 6.6 catches per game. Johnson's 91.8 receiving yards per game also ranks No. 21 in the nation.

MCMARYION QB RATING (NO. 20)

In ESPN's quarterback rating score, Fresno State's Marcus McMaryion is the best in the Mountain West and No. 20 in the nation at 77.2. His best score of the season by far came in a five-touchdown game versus Toledo.

How did Fresno State's Marcus McMaryion earn the trust of his teammates?

Vongni Yang, Visalia Times-Delta Published 3:41 p.m. PT Oct. 12, 2018 | Updated 3:41 p.m. PT Oct. 12, 2018

FRESNO — When Marcus McMaryion joined the Fresno State football team last season, there weren't many players on the team who knew him personally.

McMaryion began his college career at Oregon State.

A standout at nearby Dinuba High in Tulare County, several local players did know or heard about his accomplishments as a passer.

But McMaryion, then a junior, was still relatively unknown.

Although he didn't officially become a Bulldog until the middle of fall camp in August of 2017, it didn't take long for his teammates to notice McMaryion's natural leadership skills and talent.

In his first start in a Fresno State uniform in late September of last year, he completed 24-of-32 passes for 296 yards and two touchdowns to lead the Bulldogs to a 41-21 victory.

That win snapped a two-game losing streak.

He has been entrenched as the Bulldogs' starting quarterback ever since.

As a senior, McMaryion is now the face of the Bulldogs. He is also considered one of the top quarterbacks in the Mountain West Conference and has led Fresno State to a 4-1 overall record.

But all that success, McMaryion said, wouldn't have come to fruition if he didn't win over his teammates and coaches in his inaugural season with the Bulldogs.

After practice on Tuesday, three players — senior left tackle Christian Cronk, senior receiver Jamire Jordan, and backup junior quarterback Jorge Reyna — all shared their stories on how McMaryion, then a graduate transfer, earned their trust to become the team's starting field general.

It was baseball, not football, that McMaryion left a first impression

The first time Cronk met McMaryion, it came at Beiden Field.

Players were participating in the "Bulldog Olympics."



Every fall camp, players compete in organized friendly competitions and games to help build team camaraderie and chemistry.

McMaryion's first event in the "Bulldog Olympics" was baseball.

When McMaryion stepped to the plate during batting practice, his swing left his teammates in awe.

McMaryion wasn't just connecting on hits, he was smashing pitches for home runs.

"Marcus McMaryion was just dingling them all out of the park," Cronk said. "Everybody was like, 'Wow.' We were like, 'Who is this guy?' Then we all started talking to him. He came in like that. Really, that's his story. That's really how we all got to know him. He became one of our brothers. Everybody that comes in here, they're our brothers. We're going to treat them like our brothers. We're going to be there for them. Whatever they need, we got them."

When McMaryion stepped foot on the gridiron, it was much of the same.

His play spoke for itself and soon, McMaryion was a magnet for his teammates.

In his first season at Fresno State, McMaryion went 9-2 as a starter while throwing for 2,726 yards and 14 touchdowns.

How did McMaryion assimilate himself so quickly with the Bulldogs?

"It just kind of shows what kind of player he is on and off the field," Cronk said. "He gets it done in the meeting rooms, the classroom, those types of things. When he came on the field, he showed what he was capable of to the coaches and us players."

There have been a few times this season where the Bulldogs have had to play from behind.

And McMaryion has usually been the man in the offensive huddle to provide hope and motivation.

That has helped the Bulldogs win three games in a row.

"He's really vocal," Cronk said. "When adversity hits, he tells us, 'We have to man up and get ready. We have to go back out there and score another touchdown.' When a quarterback says something like that, it just fires you up as a lineman and it makes you want to block even more. If he believes in it, that makes us believe in it. Wide receivers making catches, that gives us hope. When that happens, we just keep chugging on the field."

Leaning on McMaryion's Pac-12 experience

Reyna entered fall camp in 2017 in competition for the starting job.

When McMaryion entered the picture, that added a veteran player to the group with Pac-12 experience.

Reyna first ran into McMaryion in the cafeteria.

McMaryion, wearing his Oregon State gear, was eating.

Reyna went over and sat down with the former Dinuba star and a friendship was struck.

"We chatted about life and everything," Reyna said. "That just kicked off our relationship. That evolved to trust."

Since Reyna had a better understanding of head coach Jeff Tedford's playbook at that time, McMaryion leaned on the junior college transfer to learn the ins and outs of the offense.

McMaryion had plenty of questions.

He wanted to know Tedford and the Bulldogs' coaching staff's expectations.

And Reyna was there for the answers.

As teammates, they fed off each other.

"Him and I, we asked each other a lot of questions," Reyna said. "He had more knowledge about defenses. I, coming from a JUCO, was kind of struggling with understanding what was going on. While he was trying to understand what the coaches wanted. We were just helping each other out. Give and take."

Reyna has served as McMaryion's backup this season.

A Southern California native, Reyna made an appearance in the UCLA game, throwing a successful two-point conversion to senior tight end Gunner Javernick.

That pitch and catch helped the Bulldogs grab a 24-14 lead in the third quarter.

After the win, in a postgame interview with media, McMaryion praised Reyna for executing the trick play, which occurred with the field goal unit on the field.

"It was cool," Reyna said. "It was nostalgic. In high school, I played there. It was like, 'Wow, I'm back at it again.' But it was nice seeing Marcus beating a Pac-12 team. Him finally putting on that stamp that he could beat people in the Pac-12, which was great. I was really more happy

for him. He's a good teammate. He's there for people. He's everything you could ask for as a teammate."

The ability to throw the deep ball

Jordan has played with a handful of starting quarterbacks during his time at Fresno State.

But none of them had the arm strength like McMaryion.

Or could they throw the deep ball with accuracy like the Dinuba product?

Jordan, a deep threat, immediately recognized that.

"When he came out, right off the bat, I noticed that he can throw the ball," Jordan said. "That's one of my specialties, going deep. For him to actually be able to get it out there to me consistently, I appreciated it. But he could make almost every throw. Every day, he's going to come out and give it 110 percent. He's going to uplift all of us to do better every day."

It wasn't just McMaryion's raw talent that won his teammates over.

It was his work ethic.

McMaryion put in long hours to learn the playbook.

When it came time for him to lead the team, that translated onto the field.

"We all just kind of gelled," Jordan said. "He didn't really kind of demand respect, he earned it. He came out here every day. He worked his butt off, and he became one of our leaders. For him to be able to come in and do that, it shocked all of us. For him to be able to do it so fast, that's what helped him become one of the leaders of the team."

McMaryion was the last player to leave practice on Tuesday after speaking to the media and greeting players as they exited the field.

It's that type of commitment that has Red Wave fans excited about a big season.

As a senior, McMaryion has played a starring role during the Bulldogs' 4-1 start.

McMaryion, a team captain, has hit 72 percent of his passes for 1,291 yards and nine TDs against only two interceptions. He also leads the team with five rushing TDs.

The 6-foot-2 McMaryion is averaging 258 passing yards per game. His 72 percent completion percentage ranks sixth-best in the FBS.

McMaryion has also been named the Mountain West Offensive Player of the Week twice this season.

"He's a student of the game," Jordan said. "We sit down and he sees certain things that we can all get better at. It helps us go as an offense. He's relaxed. I feel, by him, the way he operates, it makes us not so uptight. Everybody can play. When it's time for us to play, he pushes the pace."

McMaryion's play has been noticed nationally, too.

He is on three national awards watch lists:

- The Maxwell Award, which is given to the nation's player of the year
- The Wuerffel Trophy, which is given to the college football student-athlete who best combines exemplary community service with athletic and academic achievement
- The Johnny Unitas Golden Arm, which is given to the nation's top quarterback

"It's nice, but at the end of the day, my main concern is just winning football games," McMaryion said. "Whether it's handing the ball off 50 times or throwing it 50 times. Whatever the game plan is for the week, my job is to just keep on winning."

The Bulldogs' Blake Effect helping put opposing offenses into deep freeze

BY ROBERT KUWADA

October 19, 2018 10:44 AM

Fresno State punter Blake Cusick plays golf every now and then. His favorite club is a sand wedge, which makes a lot of sense. Get it right, and the ball will stick right by or even on its intended target.

It's not unlike a punt in that way. Cusick, kicking the football end-over-end, when on the move or just booming it and letting it fly, has dropped 18 of his 30 punts this season inside an opponent's 20-yard line with only three touchbacks.

"He has been real productive at pinning people down there," coach Jeff Tedford said.

Cusick said he struggled with accuracy when he first got to college, but he worked on his drops and his technique and is now arguably the most valuable punter in the Mountain West Conference. With the Bulldogs' defense playing the way it has through six games, any opponent can't like their chances with a long field.

"I just really figured out how to drop the ball and follow through," Cusick said. "And, shout out to my punt team and my gunners getting down there because if they didn't down it for me it'd go in the end zone and be a touchback."

"The snap (from Jacob Westberry) is perfect every time. It just makes my job a lot easier. It makes me look good, but it's a team effort."



What are the chances?

With Cusick pinning an opponent deep in its own territory, the chances of Fresno State giving up a score on the ensuing possession are not good.

The Bulldogs are leading the conference in third down defense, allowing opponents to convert on only 23 of 88 plays (26.1 percent).

And go 80 yards for a score?

The Fresno State defense has been on the field for 79 series. An opponent has gone 80 yards or longer only two times.

Point totals, decimated

New Mexico is averaging 38.2 points per game, which would be a school record if it holds through the rest of the season.

Will it hold through Saturday?

Fresno State is allowing only 13.5 points per game and 3.0 through two Mountain West games and this season has held teams well under their season averages.

Opponent	G	Pts.	V	FSt.
Minnesota	1	48.0		21
UCLA	2	19.0		14
Toledo	3	51.0		27
Nevada	5	38.2		3
Wyoming	6	17.5		3

The Bulldogs go into New Mexico first in the conference and second in the nation in scoring defense and have not allowed an opponent to hit 30 points in their past 17 games.

The last team to do it: Washington, in a 48-16 win Sept. 16, 2017.

More Sutton?

Marcus McMaryion has thrown five of his 12 touchdown passes to a tight end – two to Jared Rice, two to Kyle Riddering and one to David Tangipa.

Rice has led the Bulldogs in receiving yards the past two games.

That position group could be about to get even more productive, with 6-foot-6 junior Cam Sutton working his way onto the field.

Sutton, who was set back in fall camp by injury, has caught a pass in each of the past two games, one for 20 yards and the other for 18 yards.

"We are putting plans together where he is more involved in different ways," offensive coordinator Kalen DeBoer said. "He was heading in that direction early in fall camp then got dinged up and took a couple of weeks away. The last two weeks, that's slowly coming around and we'll continue to do that the rest of the year.

"He just brings something different than what other guys have. Maybe Jared is the most similar, but just his athleticism along with his height, it's something you can't coach."

Pick machine

New Mexico quarterback Sheriron Jones has thrown six interceptions, tied for the second most in the Mountain West, and his total deserves an asterisk.

Jones has 105 pass attempts. With six interceptions he is tied with Colorado State quarterback K.J. Carta-Samuels, who has 257 pass attempts. And Jones is one interception behind Nevada quarterback Ty Gangi, who has 225 pass attempts.

Quick hitters

- New Mexico is back at home after playing back-to-back games on the road. The Lobos lost to Liberty 52-43 playing at Dreamstyle Stadium off two road games earlier this season, but before that had won five in a row in that road-road-home scenario.
- With Cusick drilling his punts and getting good hang time, Fresno State has had only four punts returned on it this season. All the others have either resulted in a fair catch or the ball downed by the Bulldogs. At altitude (Albuquerque is 5,312 feet), that doesn't figure to change. If it does, New Mexico has the best punt returner in the conference in Marcus Hayes, who is averaging 14.2 yards per return (12 for 170 yards).
- Linebacker Jeff Allison has a chance at 10 or more total tackles in three consecutive games, which would be a career-best streak. In 18 career starts, Allison has led the Bulldogs in tackles 11 times.
- Fresno State has 17 turnovers gained, the most in the Mountain West. New Mexico has lost 13 turnovers, the second most in the conference.
- The Lobos have allowed just 34 points in their past two games, a 50-14 victory over UNLV and a 20-18 loss at Colorado State. That is the fewest points New Mexico has allowed in back-to-back conference games since 2008 when it beat San Diego State 70-17 and then lost to Air Force 23-7.

Since that '08 season, New Mexico has allowed more than 30 points per game in eight of nine seasons.

- New Mexico has played a lot of man-to-man defense on the outside against Fresno State over the past few years, with some chilling results for the Lobos.

Over the last four games in the series, KeeSean Johnson had five catches for 105 yards and one touchdown in 2017, Josh Harper went six for 94 with one touchdown in 2014 and Davante Adams had nine catches for 246 yards and four touchdowns in 2013 and nine receptions for 198 yards and two touchdowns in 2012.

- New Mexico has returned a kickoff for a touchdown in each of the past eight seasons, the second-longest streak in the nation.

Fresno State has not returned a kickoff for a touchdown since 2008.

Bulldogs' Marcus McMaryion, in midst of stellar season, makes cut for national award

BY ROBERT KUWADA

rkuwada@fresnobee.com

November 07, 2018 01:29 PM

Updated November 07, 2018 01:31 PM

Fresno State quarterback Marcus McMaryion before the season was included on watch lists for a few prominent national awards — the Maxwell Award, the Johnny Unitas Golden Arm Award, the Wuerffel Trophy.

The Davey O'Brien Award, which is presented annually to the best college quarterback in the nation, was not one of them.

But nine games into the season and ranked in the top 10 nationally in completion percentage and passing efficiency rating, the senior from Dinuba on Wednesday was selected as one of 16 semifinalists for the award by the Davey O'Brien Foundation.

Utah State quarterback Josh Love also is a semifinalist for the award, along with Mason Fine (North Texas), D' Eriq King (Houston) and McKenzie Milton (UCF) from Group of Five conferences.

McMaryion, who on Friday will lead the No. 16 Bulldogs (8-1, 5-0 Mountain West) into a crucial conference matchup at Boise State, has taken oversized forward steps this season and made the Bulldogs offense much more dynamic than it was during a 10-4 season in 2017.

"We were just taking about it last week when we played UNLV," offensive coordinator Kalen DeBoer said. "We looked at that film and you could just see how far we've come as a program, as an offense, but then just even the comments that (coach Jeff Tedford) and I were making about Marcus being so much more just polished.

"Polished with his reads, polished in how decisive he is and then on time with the throws. Then the accuracy, too. All of that together is why he's having the year he's having."

The Fresno State quarterback is completing 70.9 percent of his passes, third best in the nation and up from 62.1 last season. He has a passing efficiency rating of 165.44, ninth best in the nation and up from 137.65 a year ago.

McMaryion has completed 67.6 percent of his passes on third down, up from 41.4. He has completed 72.1 percent of his passes in the red zone, up from 47.2. As a result, the Bulldogs are second in the Mountain West in scoring offense, averaging 40.4 points per game. Last season, they were eighth at 27.1 points per game.

McMaryion also is a semifinalist for the Maxwell and Wuerffel awards.

The Davey O'Brien semifinalists include four seniors, seven juniors, four sophomores and one freshman. Players from eight conferences (ACC, American, Big Ten, Big 12, Conference USA, Mountain West, Pac-12 and SEC) and one independent are on the list.

A fan vote, which counts for 5 percent during each round of voting for the award, resumes Nov. 7 at daveyobrienaward.org and runs through Nov. 18. Three finalists will be selected Nov. 19 and the winner will be announced during The Home Depot College Football Awards show Dec. 6.

Davey O'Brien Award semifinalists

Ian Book, Notre Dame, Jr.

Mason Fine, North Texas, Jr.

Ryan Finley, North Carolina State, Sr.

Jake Fromm, Georgia, Soph.

Will Grier, West Virginia, Sr.

Dwayne Haskins, Ohio State, Soph.

Justin Herbert, Oregon, Jr.

D'Eriq King, Houston, Jr.

Trevor Lawrence, Clemson, Fr.

Jordan Love, Utah State, Soph.

Marcus McMaryion, Fresno State, Sr.



McKenzie Milton, UCF, Jr.

Gardner Minshew, Washington State, Sr.

Kyler Murray, Oklahoma, Jr.

Shea Patterson, Michigan, Jr.

Tua Tagovailoa, Alabama, Soph.

McMaryion, No. 20 Fresno State defense roll past UNLV

Associated Press — Nov. 3, 2018

LAS VEGAS -- Marcus McMaryion threw for two touchdowns and 274 yards, while the Fresno State defense had a near-perfect game as the No. 20 Bulldogs cruised past UNLV 48-3 on Saturday night.

Fresno State (8-1, 5-0 Mountain West) won its seventh straight and ended its two-game losing streak to the Rebels. The Bulldogs kept their one-game lead in the West Division over San Diego State, which won at New Mexico 31-23 Saturday night.

McMaryion completed 26 of 35 passes and rushed for 39 yards as his defense held UNLV to 175 total yards of offense through three quarters.

KeeSean Johnson had eight receptions for 97 yards to move his streak to 45 consecutive games with a catch. Coming into Saturday, Johnson led the nation in active career receptions at 234.

Fresno State's defense only allowed the Rebels over midfield twice in the first three quarters. The first time ended on a missed 46-yard field goal, the other drive ended at their 49-yard line.

Charles Williams, a Fresno native, was the lone bright spot for UNLV (2-7, 0-5) as he rushed for 121 yards on 16 carries. UNLV's Max Gilliam was 14 of 30 for 98 yards for the Rebels, who will not be bowl eligible due to the loss.

The Bulldogs opened the scoring quickly on its first possession on a 6-play, 45-yard touchdown pass from McMaryion to Jamire Jordan down the middle 4:21 into the game. On the first play of the second quarter, Fresno State made it 14-0 on a Ronnie Rivers 2-yard rush around the right end. Asa Fuller's 35-yard field with 36 seconds left in the half, capped it at 17-0.

On their first drive of the second half, the Bulldogs put the game away. McMaryion found Kyle Riddering wide open down the middle for a 9-yard touchdown pass just 4:09 into the half to make it 24-0.

On the next play after Jaron Bryant's 40-yard interception, Fresno State upped the lead to 31-0 with a 5-yard Josh Hokit scamper around the left side with 8:22 remaining in the third.

UNLV's only scoring opportunity in the first half came on that 46-yard missed field goal by Evan Patels in the first quarter. They later reached the red zone in the fourth quarter, ending with a Patel field goal.

THE TAKEAWAY

Fresno State: The Bulldogs earned their first win at UNLV since 1996 and have won 17 of their last 20. Last year, Fresno State lost to the Rebels at home, 26-16. Coach Jeff Tedford is now 7-0 in Mountain West road games. This was the 20th straight game the Bulldogs holding opponents below 30 points a game. Fresno State is now 14-7 all-time against UNLV.

UNLV: The Rebels had won three of their last four against the Bulldogs. After winning the first two of three, UNLV has now lost six in a row. The Rebels have two road games ahead at San Diego State and Hawaii, before finishing at home against in-state rival Nevada.

POLL IMPLICATIONS

The Bulldogs are the only California team in this week's Associated Press' Top 25 poll. They look to move up a few spots with this win. Fresno State last reached the poll last November after defeating Boise State. This was the second time the Bulldogs reached the poll since Dec. 2013.

UP NEXT

Fresno State: At Boise State on Friday, Nov. 9.

UNLV: At San Diego State on Saturday, Nov. 10

Bulldogs' seniors survived 1-11, and now have a chance to go out on top

BY ROBERT KUWADA
rkuwada@fresnobee.com
November 23, 2018 11:21 AM

The Fresno State Bulldogs' 2014 recruiting class would be known for its attrition if not for wideouts KeeSean Johnson and Jamire Jordan, cornerback Tank Kelly and tight end Kyle Riddering — who are among 27 seniors playing their final football game at Bulldog Stadium on Saturday against San Jose State.

Of the 22 players added to the roster on national letter of intent signing day in 2014, only nine have made it to or through a senior year.

Johnson will finish his career as the leading receiver in school history with 260 receptions and counting. Jordan, Kelly and Riddering all have had productive careers with 43, 20 and 24 career starts.

That group was bolstered by a stellar class of walk-ons including right guard Micah St. Andrew and linebacker George Helmuth, both starters, and tight end David Tangipa and wideouts Justin Allen and Anthony Grayson. The following year, the Bulldogs signed linebacker James Bailey in another class hit hard by attrition.

But the group has seen a lot in going from 1-11 to 10-4 to 9-2 with a date in a second Mountain West championship game against the winner of Saturday night's game between Boise State and Utah State.

"I'll always remember when I got here going 3-9 and then the 1-11 season," said Bailey, who played as a true freshman and has started 40 games including 37 in a row. "That 1-11, that just hurt, because that had never happened to me before."

"Then when (coach Jeff Tedford) came in building a new program and finally we went to the Mountain West championship, we won our bowl game finally and now we have a chance to go to the Mountain West championship again and maybe pull off a win. For my senior year, having that happen, that would be incredible."

The seniors:

Offense: Jamire Jordan (Lancaster), Michiah Quick (Fresno), KeeSean Johnson (East Palo Alto), Marcus McMaryion (Dinuba), Deonte O'Neal (Fresno), Justin Allen (Los Angeles), Brian Burt (East Wenatchee, Wash.), Markus Boyer (Huntington Beach), Christian Cronk (Oceanside), Logan Hughes (Henderson, Nev.) Micah St. Andrew (Rialto), Gunner Javernick (Canon City,

Colo.), Delvon Hardaway (Los Angeles), Anthony Grayson (Redlands), Nanami Parker (Roseville), David Tangipa (Sacramento), Kyle Riddering (Fresno).

Defense: Emeka Ndoh (Hanford), Tank Kelly (Galena Park, Texas), James Bailey (Austin, Texas), Kesomi Mafi (Oakland), Trent Soechting (Katy, Texas), Sherman Coleman Jr. (Houston) Matt Boateng (Toronto), George Helmuth (Fresno), Maamaloa Mafi (Oakland), Patrick Belony (North Miami Beach, Fla.).

Time and TV

Fresno State (9-2, 6-1 Mountain West) vs. San Jose State (1-10, 1-6), 4 p.m. Saturday at Bulldog Stadium, ESPN

128 to go

Wideout KeeSean Johnson needs 128 receiving yards to pass Rodney Wright and then Charlie Jones to become the program's leader in career receiving yards.

The Top 5:

1. Charlie Jones (1992-95) 3,344.
2. Rodney Wright (1998-2001) 3,274.
3. KeeSean Johnson (2015-present) 3,217.
4. Davante Adams (2012-13) 3,030.
5. Brian Roberson (1993-96) 2,956.

Just, wow

So, the Spartans have played three teams that have thrown the football at them 11 times or less and, incredibly, they still are ranked last in the Mountain West in passing defense.

San Jose State is allowing an average of 280.9 passing yards per game even with Army racking up just 54 passing yards, San Diego State 86 and Wyoming 51.

That means the other eight teams are averaging 362.4 passing yards per game.

Holding the line

Defensive tackles Keiti Iakopo and Patrick Belony each played more than 30 snaps in the Bulldogs' victory over San Diego State last week, which might not sound like a lot, but it was a good portion of the 48 plays that the Aztecs ran.

They could be in for another long — and productive — day against the Spartans because of some questions in the Fresno State defensive line group due to injuries.

But they will be ready.

"I wasn't as tired as I thought I would be," Iakopo said. "They're run heavy. It's a good thing I like my job —

to stop the run. That was fun."

Crowd impact

There were 36,123 at Bulldog Stadium last week for a 23-14 victory over San Diego State and the crowd got loud, at times.

"I thought it was a great crowd," Tedford said. "I thought they made it hard on the opponent being loud, and that's what a home field advantage should be."

The Aztecs were called for a false start twice, which is the most for a Fresno State opponent playing at Bulldog Stadium this season.

Quick hitters

• Eleven of the Bulldogs seniors playing in their final game were signed in the past two seasons, which points to the roster repair done by coach Jeff Tedford and the coaching staff.



• San Jose State is 5-2 in its past seven games to end a regular season — and three of those wins have come against Fresno State: 27-24 at Fresno State in 2011; 62-52 in San Jose in 2013; and 16-13 in Fresno in 2016.

• The Spartans are 0-12 on the road since that 2016 win at Bulldog Stadium and have been outscored 41.5 to 15.3 in those games.

• The Bulldogs have scored 93 points off their 22 turnovers gained, just seven away from hitting 100 for the first time since 2012 when they scored 172 points off 35 turnovers.

The past five years: 61 points in 2017, 38 in 2016, 58 in 2015, 89 in 2014, 96 in 2013.

• Fresno State has outscored its opponents 133-21 in the third quarter of its games, it most points scored and fewest points allowed in any quarter. Its defense could face a challenge from the Spartans — they have scored 93 points in the third quarter, more than double the first (43) and fourth (46) quarters.

• The Bulldogs' victory over San Diego State, which put them in the Mountain West championship game, will allow Johnson to set a conference record for consecutive games with at least one reception.

He has a catch in 47 games in a row, the longest streak in the nation and tied with Casey Flair (UNLV, 2005-08) and Jovon Bouknight (Wyoming, 2002-05) for second in MW history. The record is 49 by Dominic Rufran (Wyoming, 2011-14), and Johnson has three games left.

• Fresno State has nine players with at least one interception this season led by cornerback Tank Kelly and safeties Juju Hughes and Mike Bell, who each have three. The Bulldogs have 16 total. That is the most players with an interception since Fresno State had nine in 2004 who totaled 16.

The Bulldogs also had three players with three interceptions that season: James Sanders, Richard Marshall and Marcus McCauley.

• Finally, this, from McMaryion, one of those seniors who arrived in the Tedford era: "I'm definitely thankful for the experience that I've had here. It's above and beyond anything I would have imagined before I came here, from the community support to the teammates, to everything in between."

Rice grows into job description, and into a force in Bulldogs offense

BY ROBERT KUWADA
rkuwada@fresnobee.com
November 29, 2018 01:01 PM

Jared Rice was recruited to Fresno State as a tight end, and he was a perfect fit in the offensive system the Bulldogs were running at that time.

But the job description changed completely when coach Jeff Tedford was hired to revive a backsliding Bulldogs program, and Rice readily admits that it took more than a minute to wrap his head around that, and that he was not exactly enamored with the idea of playing with a hand down at the point of attack, run-blocking and seeing the occasional pass every now and then.

He just never saw himself as an extension of the offensive line, for one very good reason. "I think I came in at like 205," he said. "I was tiny."

Plus, Rice has skills. He can run a route, can catch a pass — and once he does, has the speed and athleticism to elude tacklers. They're called skill positions for a reason, and he is or was a receiver first.

But with about 25 pounds added to his 6-foot-5 frame, the fourth-year junior from Modesto without question now sees the benefits of playing the position and has developed into an every-down presence whether run-blocking or running a pass route.

With the Bulldogs headed into the Mountain West championship Saturday at Boise State, Rice has 46 receptions for 580 yards and three touchdowns and is on pace to break the school records for career receptions and receiving yards by a tight end set by Bear Pascoe, who went on to play seven seasons in the NFL.

Rice also is closing on the career touchdown receptions record for a tight end (* denotes program record):

- Bear Pascoe: 112 receptions*, 1,294 yards*, 10 TDs.
- Marty Thompson: 68 receptions, 1,097 yards, 11 TDs.*
- Jared Rice: 72 receptions, 974 yards, 7 TDs.

Rice also this week was voted a second-team all-conference selection, and his numbers prove that he can be an effective blocker and still be a weapon in the pass game on run downs. Of his

46 receptions this season, 19 have come on first downs, 20 have come on second downs and only seven have come on third downs.

"When we first got here that's not what he was, but he does a really good job with it," Tedford said. "He's very smart, very technical. The tight end position is one of the most difficult positions on the field because you're involved in protection, you're involved in route running, you're involved in run-blocking schemes.

"There's a lot to learn there, and he has done an excellent job with that."

But it did take a while to get here from there.

The look on Rice's face when told that he would be a tight end? "He was a little skeptical," tight ends coach Scott Thompson said. "You could tell. He wasn't really into it, but it didn't take long. He's a competitor. He's a talented kid. He took to it really like he needed to and he bought in really quick. That's why he has had the success that he's had."

Rice didn't have much choice. "They pretty much told me if I want to play, I'm going to have to learn how to be the in-line blocker and be at the point of attack," he said.

But he had good examples in the tight end's room to hone that run-blocking technique. With senior Kyle Riddering attached to a tackle or working at times in a double tight end set, there were plays last season where the Bulldogs could crater one side of a defensive line.

"Kyle might be one of the most technically sound people on the team, so just following his example was huge," Rice said.

While working that technique, Rice also was in the weight room and consuming quality calories. He was around 214 pounds at the end of the 2017 season, about 230 now.

"He had a really great offseason," said Riddering, who this season has six receptions, three for touchdowns. "I think he really dedicated himself in the weight room and was focusing on his craft. That hasn't always been a known thing for him in the past — he was great receiving, but he just wasn't up to that same level as a blocker. He was a great receiver and if he could become better at blocking, he would be the complete package.

"He has become a very good player for us. He has been solid all around and it has been great to watch his development and what he has turned into."

That position group, which also has David Tangipa and Cam Sutton in the playing rotation, has developed through the season and could play a significant role in the title game at Boise State in the pass game.

It was against the Broncos last season that Rice started to emerge, catching three passes for 54 yards in a 28-17 loss to end the regular season, then three more for 44 yards in a 17-14 loss at Boise State in the conference championship game.

That goes for the run game, as well, which Rice has come to embrace.

"When you see the runs bust, it's actually pretty exciting," he said. "I now understand why people play offensive line."

Fresno State upperclassmen amazed by football team's evolution

Many remember the poor records during their first and second years in school

By: Dennis Valera
Posted: Dec 02, 2018 10:30 PM PST

FRESNO, California - Fresno State students have been celebrating since the team secured their Mountain West Conference win. Upperclassmen in particular -- who have rough seasons burned in recent memory -- are excited. But also shocked on the team's progress in just two years.

Senior student Lane Mallonnee knows Fresno State football's past records like the back of his hand. His first couple of years especially.

"3-in-9 when [my class] first came, 1-in-11 [the following year]," he said.

But this season has more than made up for those bad years.

"Just to see the evolution of the Fresno State football program, [Head Coach Jeff] Tedford kind of brought it up. It's just cool to see in your four years of college," said Mallonnee.

Junior Andrew Wood caught the student buses Friday headed for Boise, wanting to cheer them on from the stands. He somehow survived the freezing cold without a jacket, or even a shirt.

He said he can't thank Tedford enough, for helping elevate the team's reputation with a championship. Hopefully, on-track to being a household name around the country.

"To give that to us, to help us reach that...that is just so cool," Wood said.

Wood is excited for the next couple of years, feeling the team will only rise from here.

"I think that with what Tedford is doing, it's going to bring five-star recruits here," he said. "They're not going to go somewhere else. We're going to get those big time Central Valley kids. Maybe even from northern and southern California."

Tickets for the Las Vegas Bowl Game are already up for sale. You can click here for that.

Fresno State has also started a crowdfunding campaign to get the Fresno State Marching Band to the game. You can click here to donate.

Case for Jeff Tedford

By: David Creekmur
Full Press Coverage
Dec. 02, 2018

Jeff Tedford is doing phenomenal work at Fresno State. In fact, Tedford should absolutely be in consideration as it relates to the national coach of the year conversation. Fresno State defeated Boise State 19-16 for their first ever win on the blue turf to claim the Mountain West Conference title. In doing so, they improved their record to 11-2 on the season, avenging one of their two losses. Here is the case for Jeff Tedford and why he needs more recognition.



Sudden rise at Fresno

The 57-year-old Jeff Tedford arrived at his alma mater Fresno State as head coach prior to the 2017 season. All he has done in two years is go 21-6 with a Mountain West Conference championship this season. To put how amazing this is into context, consider that Fresno State was 1-11 the year prior to Tedford's arrival. In fact, if you go back to the previous three seasons, the Bulldogs lost a total of 28 games. Turns out, that was the worst three year stretch in Fresno State's football history, which dates back to 1921. Additionally, these two seasons are the first back to back double digit win seasons for Fresno since 1988-1989. During that span, they also won 21 games under Jim Sweeney. As highly regarded as Pat Hill was, he only led Fresno State to one double-digit win season during his 15 years as head coach.

Recipe for 2018 success

Fresno boasts a bevy of offensive weapons, including wide receiver KeeSean Johnson, running backs Ronnie Rivers and Jordan Mims among others. However, quarterback Marcus McMaryion completed 70% of his passes this season with 25 touchdowns compared to just three interceptions. He provided a calming influence along with poise for the Bulldogs offense which was solid overall this year. Tedford's work with McMaryion is beyond impressive. He improved his accuracy year over year while demonstrating an ability to get the job done due to the high level of coaching received from Tedford.

The real catalyst for Jeff Tedford's success this season has been the stellar defense. Fresno came into the Mountain West title game with the 17th ranked total defense in the nation. Fresno heads into bowl season having forced 24 turnovers, which is tied for the sixth most in the country. Additionally, they allowed 20 points or more in only four games with the season-high being 27. In fact, Fresno held four opponents to a single digit output while holding the

other five below 16 points. Several players have come up huge such as Mykal Walker, George Helmut, James Bailey, and Jeff Allison.

What sets Jeff Tedford apart

Jeff Tedford is a relentless worker and is clearly never satisfied. He now owns 103 career coaching wins, with 82 of them coming at California. At Cal, he became known for his work with quarterbacks. However, prior to coaching at Cal, he was an assistant at both Fresno State and Oregon. He worked with NFL quarterbacks such as Akili Smith, A.J. Feeley, Joey Harrington, Trent Dilfer, and Billy Volek before even accepting the job at Cal. While at Cal, he developed first-round pick Kyle Boller along with some guy named Aaron Rodgers. Tedford simply knows what he is doing when it comes to putting players into the NFL, as well as coaching disciplined football teams.

Final say

Several coaches did amazing work, overachieving with their squads in 2018. Coaches such as Dino Babers from Syracuse, Lance Leipold of Buffalo, Bill Clark from UAB among others. However, Jeff Tedford should get strong consideration for national coach of the year. Again, consider how far he has brought this program in such a short amount of time. Certainly, the work he did with Marcus McMaryion and the defense should put him at the top of the list.

No. 24 Fresno State outlasts No. 19 Boise State in snow

By JASON CHATRAW Associated Press Dec 3, 2018

BOISE, Idaho — Ronnie Rivers didn't find many open holes while running the ball for Fresno State in a snowy Mountain West championship game.

And he didn't have one on his final run Saturday night. But it didn't matter.

Rivers took an option pitch and shredded a tackler before scampering into the end zone to give No. 24 Fresno State a 19-16 overtime victory over No. 19 Boise State for the Bulldogs' first conference title since 2013.

His score came after Haden Hoggarth hit a 23-yard field goal on Boise State's opening possession of overtime.

Fresno State (11-2, No. 25 CFP), which was 1-11 two years ago before Jeff Tedford arrived to right the ship, has completed its return to college football relevance and seems poised to challenge Boise State for conference supremacy in the near future.

Boise State (10-3, No. 22 CFP) was victimized again on a big stage by its special teams, missing a 42-yard field goal and having an extra point blocked late in the fourth quarter that sent the game to overtime.

Rivers' game-winning touchdown set off a wild celebration with Fresno State players sliding across the snow-covered field and making snow angels. And after losing all nine games the Bulldogs had previously played on the Broncos signature blue turf, the celebration was a long-awaited one.

Tedford shook his head when asked about finally leading Fresno State to a win on the blue turf.

"The blue turf thing again?" Tedford asked with a smirk. "I don't know how many times I have to say it - and the field wasn't even blue tonight, it was white - it doesn't matter what color it is, you're playing a good football team and a well-coached team.

"Our players had another opportunity to come here and play a great football team and come away with the victory. It's hard fought and rewarding."

When Tedford arrived at Fresno State — a program that built a national reputation on former coach Pat Hill's mantra to play "anybody, anywhere, anytime" — the program was a shell of its former self.

But one of the first recruits Tedford pursued was Rivers, whose father Ron Rivers starred at Fresno State in the early 1990s and played six seasons in the NFL, and Tedford coached there as an assistant.

"It was hard sledding tonight running the football, but he just kept battling for yards and made that count in the end," Tedford said of Rivers, who finished with 63 yards.

Boise State's seven-game winning streak ended, and both teams' dreams of crashing the New Year's Six bowl games died when UCF beat Memphis to complete a perfect season.

"We've played (Fresno State) four times now and they've done a good job of getting themselves ready to play every time," Boise State coach Bryan Harsin said. "Congratulations to Fresno. We just came up short. And the bottom line is that's what it comes down to, and we didn't do that tonight."

With the temperature in the 30s and a constant mix of snow and rain falling, the teams struggled to sustain anything offensively.

An opportunistic Fresno State struck first, turning Brett Rypien's fumble into a touchdown when Marcus McMaryion hit Michiah Quick on a 15-yard strike,

Rypien atoned for his mistake by driving Boise State and hitting Sean Modster on a 10-yard scoring play to tie it.

The Bulldogs cobbled together a 13-7 lead on Asa Fuller's field goals in the second and third quarters.

With 8:01 left, Boise State's Alexander Mattison ripped off a 34-yard run, muscling his way into the end zone with a defender draped on his back. However, Hoggarth's extra point attempt was blocked by Matt Boetang, leaving it tied.

McMaryion was 20 of 32 for 170 yards and one touchdown, and Rivers led the Bulldogs on the ground with 63 yards. Mattison rushed for 200 yards and a touchdown on 34 carries for the Boise State. Rypien threw for 125 yards, completing 15 of 31 passes with one touchdown.

Boise State's last overtime game at home was a 69-67 victory over Nevada on Oct. 14, 2007.



1941 vs. Arizona State

INTERSECTIONAL CLASH ON SLATE FOR F. S. C. TEAM

Starting lineups were:

Fresno	Tempe
Spivey	Sexton

2

ball out of the arms of a Menlo Park field man and then recovered it. It was a fine piece of work on his part.

WASHBURN IS HERE

As for the Arizona incident, perhaps the Bulldogs should have eaten more Grape-Nuts.

—More on Page Four

The Bulldogs finished the season with four victories, three losses, and two ties.

▲ The game was exceptionally rough with three players being ejected from the contest for fighting and five Tempe men being more or less seriously injured. The battle was marred by many penalties with the local men on the wrong end of most of them. ▲ ▲ ▲ ▲ ▲ ▲ ▲ ▲ ▲ ▲ ▲ ▲ ▲ ▲ ▲ ▲

OWL 20c
per game 'till 7 p. m.,
daily (except Sat., Sun.,
and holidays).



FRESNO STATE BOWL GAMES

LITTLE ALL AMERICAN PINEAPPLE BOWL BOWL

FRESNO STATE 27,
ARKANSAS STATE 26
Dec. 27, 1937 • Los Angeles, Calif.

Scoring By Quarters

Fresno State	0	7	7	13	-	27
Arkansas State	0	7	7	12	-	26

Scoring Summary

FS Toby Heeb, 6 yard pass from Ken Gleason (Ray Sturgill kick)
 ASU Rabbit Burnett, 16 yard run (C. Turtner kick)
 ASU Peewee Montgomery, 4 yard run (Turner kick)
 FS Granny Holbrook, 10 yard pass from Gleason (Sturgill Kick)
 FS Heeb, 15 yard run (kick failed)
 ASU Turner, 18 yard pass from Burnett (kick failed)
 FS Holbrook, 7 yard run (Sturgill kick)
 ASU Montgomery, 85 yard kickoff return (kick blocked)
Attendance: 5,000

LOS ANGELES – In a benefit charity bowl aiding the Under Privileged Children's Milk Fund of Los Angeles, the Bulldogs spent Christmas day battling through a game filled with deadlocked scores, intricate passing and a strong running game.

Before 5,000 roaring fans in Gilmore Stadium, Los Angeles, the Fresno State College Bulldogs clinched a last second 27-26 victory over the Arkansas State College Teachers (ASU Bears) from Conway Arkansas.

Fresno State jumped out with an early 7-0 lead in the first period starting from the 47-yard line and scoring with an acrobatic catch by Toby Heeb from quarterback Ken Gleason. ASU answered, ending the first half 7-7.

The final half of the game started with a quick seven for ASU as Montgomery crossed into the endzone standing up after a nearly 35-yard drive.

Down by seven, the Bulldogs took the ball at the 17-yard line beginning an offensive attack that resulted in a seven point boost with a touchdown from Granville Holbrook and an extra point from Ray Sturgill.

Tied at 14-14 the fourth quarter opened with a 35-yard punt return placing the ball on Fresno's 41. The offense did not stop there as the Bulldogs ran the ball 59 yards to score. The extra point went wide putting Fresno State up 20-14.

The Bears yet again retaliated tying the game 20-20 with a 65-yard drive and an endzone trip by Turner. The extra point edged ASU once again on par with the Bulldogs.

Fresno State found their way on top scoring their fourth touchdown by Holbrook on a 33-yard run and successfully placing the extra point.

Arkansas State would not give up as the game minutes were diminishing. Returning the kickoff, Bears' Montgomery faked a pass to teammate Burnett and ran an 85-yard touchdown. Threatening to tie the game, the Bulldogs' Frank McClurg blocked the kick securing a one-point Fresno State lead that would determine the Bulldogs' first-ever bowl game victory.

Team Stats	FS	ASU
Fumbles	8	1
Passes A-C	11-7	21-7
First Downs	19	9

Individual Stats - Unavailable

FRESNO STATE 3,
HAWAII 0
Jan. 1, 1941 • Honolulu, Hawaii

Scoring By Quarters

Fresno State	0	0	0	3	-	3
Hawaii	0	0	0	0	-	0

Scoring Summary

FS Dale Mickelwait, 18 yard FG

Attendance: 22,000

HONOLULU – The Bulldogs traveled to Honolulu to play before 22,000 wind-blown and rowdy spectators in the Pineapple Bowl. Matching up against the Hawai'i Rainbows, the Bulldogs found the needed three-point difference early in the fourth quarter to seal the Fresno State victory.

The 'Dogs produced the three-point game spread off a Dale Mickelwait 18-yard field goal held by Lloyd Leest. The Pineapple Bowl game-winner marked the second time Micklewait booted the Bulldogs to victory this season. He secured the extra point conversion against Nevada to push the Bulldogs to a 7-6 triumph.

The 3-0 score is a misleading summary of the game considering both teams had several empty scoring attempts and the Bulldogs and Rainbows gained at least 200 yards apiece. Both teams found themselves with penalty problems - Hawai'i lost 40 yards and the Bulldogs dropped 55, but fumble action was fairly clean as Hawai'i created the game's one and only loose ball. Hawai'i held the Bulldogs twice within their five-yard line before Fresno State broke the three-quarter scoreless streak.

Team Stats	FS	UH
First Downs	12	15
Rushing Yds.	208	197
Passing Yds.	17	66
Punts/Avg.	8/36	6/34
Fumbles	0	1
Yards Penalized	55	40

Individual Stats - Unavailable

RAISIN BOWL

DRAKE 13,
FRESNO STATE 12
Jan. 1, 1946 • Fresno, Calif.

Scoring By Quarters

Drake	6	0	0	7	-	13
Fresno State	0	6	0	6	-	12

Scoring Summary

DU Wallace Rooker, 1 yard run (kick failed)
 FS Jack Kelley, 19 yard run (kick blocked)
 FS Mel Gustafson, 1 yard run (kick failed)
 DU Charles McDowell, 24 yard pass from Jack Coupe (Jim Baer kick)

Attendance: 10,000

FRESNO, Calif. – Ratcliff Stadium and the Fresno State Bulldogs played host to 10,000 fans and the Drake Bulldogs for the first-ever Raisin Bowl.

Fresno State led for most of the game entering the fourth quarter with a 12-6 spread over Drake. With only 6:30 remaining in the game the Bulldogs opted not to utilize their successful running game, but instead went to their passing game on the second down. To quarterback Mel Gustafson's dismay, the pass did not find Bulldog hands but was interrupted by Drake guard Ralph Gruben who advanced the ball to the FS 24-yard line.

The following play proved fatal for Fresno State as Drake's halfback Jake Coupe connected a pass to Charles McDowell who ran the ball in from the 1-yard line. Jim Baer converted for the final point needed to defeat the Bulldogs 13-12.

Fresno State found six of their total points in the first half, but not until after the Drake 'Dogs sent their first seven to the scoreboard.

Down by six, the Bulldogs opened the second quarter with an impressive offensive drive. Jack Kelley produced a 19-yard running touchdown play on a double-reverse crossing into the endzone standing. With a failed field goal attempt the score stood at 6-6 heading into the half.

Opening the final period, FS scored when Louis Papac received a shallow Drake punt on the Drake 44. Papac pulled defenders to his right then reversed his motion to hustle the ball all the way to the Drake 1-yard line where Hobza knocked him out of bounds. Gustafson was credited with the TD bulldozing into the endzone to score. Taylor's kick soared wide, but the 'Dogs were on top again leading 12-7.

With less than seven minutes remaining, the game appeared to be wrapped up, but the Bulldogs could not foresee the fatal intercepted pass that would put the game away for good.

Team Stats	FS	Drake
First Downs	9	9
Rushing Yds.	163	155
Punts/Avg.	13/32.4	8/28.6
Fumbles	1	6

Individual Stats - Unavailable



1937

LITTLE ALL-AMERICAN BOWL



1941

PINEAPPLE BOWL



1946

RAISIN BOWL



FRESNO STATE BOWL GAMES

MERCY BOWL 1

FRESNO STATE 36,
BOWLING GREEN 6

Nov. 23, 1961 • Los Angeles, Calif.

Score by Quarters	1	2	3	4	Score
Fresno State	3	7	20	6	36
Bowling Green	0	6	0	0	6

Scoring Summary

FS	Nick Masich, 29 yard FG
BG	Ray Bell, 2 yard run (kick failed)
FS	Jan Barrett, 45 yard pass from Beau Carter ((Masich kick)
FS	Bruce Seifert, 1 yard run (Masich kick)
FS	Barrett, 23 yard pass from Carter (kick failed)
FS	Carter, 4 yard run (Masich kick)
FS	Carter, 8 yard run (pass failed)

Attendance: 33,146

LOS ANGELES – In remembrance of the 17 Cal Poly football players killed in a plane crash following a Bowling Green vs. Cal Poly game a year earlier, Fresno State and Bowling Green matched up for the Mercy Bowl Classic to raise money for the surviving widows and children and to dedicate a memorial in their honor. Before a then record breaking crowd of 33,145, the Bulldogs and Falcons raised \$200,000 as they played what would become known as one of the greatest victories in Bulldog head coach Cecil Coleman's career.

Six point underdogs entering the game, the Bulldogs surprised everyone but themselves in a trouncing 36-6 victory over Bowling Green ending the Bulldogs' unblemished season with a 10-0 record.

With a passing attack that would not, or could not be stopped, the Bulldogs trailed only once in the game defeating what was known as the fourth ranked team in the nation in total defense with their relentless air-strike.

The Bulldogs scored the next five touchdowns, breaking numerous school records and grabbing six interceptions to soundly win the game.

Bulldog Bruce Seifert scored a TD on a 1-yard run to start the third period. Masich gained a Bulldog point on the conversion.

Ahead 17-6, the Bulldogs passed over the grounded Falcons, a 23-yard strike from Carter to Barrett in the endzone. Although the extra point failed, the 'Dogs moved further out of reach.

On a 4-yard run Carter scored the final TD of the 20-point third quarter. Masich's extra point pushed the Bulldog spread to 30-6.

Carter found himself on a final 8-yard scoring run for the 'Dogs in the fourth, his second TD for the game. With the failed extra point attempt the Bulldogs retired the game 36-6.

Fresno State Lineups

Offense — LE Jay Buckert, LT Monte Day, LG Bill Laughlin, C Don Brockett, RG Jack Bohan, RE Jan Faris, QB Jon Anabo, LH Herman Hamp, RH Bill Kendrick, RB Bruce Seifert.

TEAM STATS	FS	BG
First Downs	17	23
Rushing Yds.	133	108
Passing A-C-I	22-11-3	43-22-1
Punts/Avg.	4/34	4/32
Penalties-Yds.	4-20	7-75
Fumbles	5	1

INDIVIDUAL STATS

Rushing		
Bowling Green	Att.	Yds.
Heoner	13	42
Bell	7	28
Potts	3	1
Lisbon	2	10
Hartshorn	3	9
R. Reynolds	2	2
Jonior	3	22
Tunnoll	1	-5
Ruggero	1	2

Fresno State	Att.	Yds.
Carter	7	32
Kendrick	5	16
Morris	3	10
Masich	2	6
Hamp	4	11
Selfert	5	12
Sanderson	1	-5
Allen	2	5
Ward	1	3
Anabo	1	10
Knocke	1	0

Passing			
Bowling Green	A-C-I	TD	Yds.
Potts	17-9-2	0	155
Heoner	3-1-1	0	21
Fearnside	2-1-0	0	32

Fresno State	A-C-I	TD	Yds.
Anabo	13-8-0	0	120
Carter	28-14-1	2	248
Stockton	2-0-0	0	0

Receiving		
Bowling Green	Yds.	TD
L. Smith	69	0
R. Reynolds	50	0
Lisbon	34	0
Weaver	38	0
Hepner	17	0

Fresno State	Yds.	TD
Barrett	161	2
Houser	71	0
Buckert	45	0
Hamp	45	0
Farls	12	0
Morris	2	0
Folgerstrom	13	0
Allen	17	0



1961

MERCY BOWL 1



FRESNO STATE BOWL GAMES

CAMELLIA BOWL

HUMBOLDT STATE 29,

FRESNO STATE 14

Dec. 14, 1968 • Sacramento, Calif.

Score by Quarters	1	2	3	4	Score
Humboldt State	0	16	7	6	29
Fresno State	7	0	7	0	14

Scoring Summary

FS	Walt Jensen, 1 yard run (Ken Casida kick)
HSU	Mike Cremer, 1 yard run (Dave Banducci kick)
HSU	Banducci, 27 yard FG
HSU	Banducci, 45 yard FG
HSU	Banducci, 37 yard FG
FS	Jensen, 1 yard run (Casida kick)
HSU	Don Del Grande, 30 yard pass from Jim Costello (Banducci kick)
HSU	Dennis Sousa, 4 yard pass from Banducci (kick failed)

Attendance: 8,168

SACRAMENTO, Calif. – The eighth annual Camellia Bowl, played in a muddy Hughes Stadium in Sacramento, Calif., produced a Fresno State defeat as the Bulldogs fell to the Humboldt State Lumberjacks 29-14.

Blocking three Lumberjack kicks would generally predict a Fresno State win, but the Bulldogs' 12 turnovers, seven intercepted passes and five fumbles made up the difference. The California Collegiate Athletic Association champion Bulldogs' effort was stunted even more with out-of-service phone communication between the press box coaching staff and field staff.

Despite the confusion, the Bulldogs opened the scoring by Tony Welch blocking a Lumberjack punt. Welch recovered the ball and ran it to the Humboldt State 5 where Walt Jensen drove it in to score and Ken Casida nailed the extra point.

With a seven point deficit the Lumberjacks, 10-1 and Far Western Conference champions, capitalized on the Bulldogs' offensive glitches and phone service problems coming from behind to take a 16-7 lead heading into the half.

The second half was more of the first as the Bulldogs came out strong. Jack Olson intercepted a likely TD pass from Lumberjack Dennis Sommer and ran the length of the field to set the 'Dogs up on the Humboldt State 1-yard line. Jensen scored and Casida converted cutting the spread to Humboldt State 16, Fresno State 14.

The Lumberjacks avenged the Bulldog seven with a Costello pass to Don Del Grande who found the endzone. Casida converted for the 23-14 lead.

Humboldt was not finished yet however finding Sousa crossing into Fresno State territory on a 4-yard pass from Banducci. The extra point sailed wide cementing the final score Humboldt State 29, Fresno State 14.

Fresno State Lineups

Offense — TE Dave Harris, T John Stahl, LG Hank Corda, C Daryl Waroniecki, RG Brad Fishel, T Bob Inderbieten, SE Steve Sommer, FL Fred Vickers, QB Ron Hudson, HB Walt Jensen, FB Mike Flores.
 Defense — DE Gene Suglian, DT Tony Welch, NG John Focke, DT Ron Remington, DE Dave Auxier, LB Tom McCall, LB Pat Callahan, CB Lloyd Madden, CB Ted Cowles, S Sam Germany, S Ervin Hunt.

MERCY BOWL 2

CAL STATE FULLERTON 17,

FRESNO STATE 14

Dec. 11, 1971 • Anaheim, Calif.

Score by Quarters	1	2	3	4	Score
CS Fullerton	7	3	0	7	17
Fresno State	0	0	7	7	14

Scoring Summary

CSF	Don Cotalic, 22 yard block punt recovery (Craig Hiatt kick)
CSF	Hiatt, 25 yard FG
FS	Ben Childers, 12 yard pass from John Behrens (Stoetzl kick)
FS	Gene Austin, 54 yard pass from Behrens (Stoetzl kick)
CSF	Tyrone Perry, 5 yard pass from Mike Ernst (Hiatt kick)

Attendance: 16,854

ANAHEIM, Calif. – Playing for the 14 surviving children of three Fullerton State assistant coaches and a pilot who died in an airplane crash only a month earlier, the Fullerton State Titans came from behind to take the 17-14 Mercy Bowl II victory over the Fresno State Bulldogs.

In the second bowl in Fresno State history played for plane crash victims (1961 Mercy Bowl), the 'Dogs were never able to find a rhythm that would disassemble the Fullerton State offense.

The Titans led for the greater part of the match heading into the second half with a 10-0 lead over the Bulldogs. With 3:21 remaining in the first period Titan Don Cotalic blocked a Bulldog punt scoring on a 22-yard run. Bare-foot kicker Craig Hiatt earned the extra point for the Titans finding the early 7-0 lead. Before the half ended Fullerton State capitalized on more Bulldog trouble as a wild pass from Bulldog center Harry Mestjian caused a desperation kick from Atomic Torosian netting only five yards. Bulldog penalties moved Fullerton State to the nine-yard line where the shoeless Titan nailed a 25-yard field goal for the 10-0 lead.

The Bulldogs found their strength after halftime driving 66 yards in just six plays and scoring off a 12-yard strike from John Behrens to Ben Childers. Childers caught the pigskin at the three-yard line and barreled his way into the endzone with two Fullerton State defenders hanging on his shirttail. Luis Stoetzl secured the extra point cutting the Titan lead to only three.

Fresno State fed off the Bulldog momentum finding seven more points to send to the scoreboard from a Fullerton fumble recovery and a 54-yard rocket from Behrens to flanker Gene Austin. Stoetzl nailed the extra point giving the Bulldogs their first 14-10 lead of the game.

The Titans retaliated however finding their last seven on an 88-yard drive, 11-play, 5-yard pass TD with only 3:32 left to play

Fresno State Lineups

Offense — SE Daren Gee, T Pat Pickford, G Steve Verry, C Lee Munson, G Pat Plummer, T Dave Vietty, TE Ben Childers, QB John Inglehart, HB Herbie Phillips, FB Atomic Torosian, FL Mike Harris.
 Defense — DE Jack Fisher, DT Dennis Keran, NG Theodore Lambert, DT Elmer Cummings, DE Bob Serowick, LB Bill Crawford, LB Gary Weaver, CB Dwayne Crump, CB Ben Davis, SS Phil Borjas, FS Ray Sherman.



1968

CAMELLIA BOWL



1971

MERCY BOWL 2



FRESNO STATE BOWL GAMES

CALIFORNIA RAISIN BOWL 2

FRESNO STATE 29,

BOWLING GREEN 28

Dec. 18, 1982 • Fresno, Calif.

Score by Quarters	1	2	3	4	Score
Fresno State	0	0	7	22	29
Bowling Green	0	14	14	0	28

Scoring Summary

BG	Chip Otten, 4 yard run (Gehad Youssef kick)
BG	John Meek, 1 yard pass from Brian McClure (Youssef kick)
BG	Shawn Potts, 5 yard pass from McClure (Youssef kick)
FS	Stephone Paige, 1 yard 1 pass from Jeff Tedford (Scott Darrow kick)
BG	Potts, 6 yard advance of fumble after Greg Taylor 29 yard pass from McClure (Youssef kick)
FS	Paige, 4 yard run (Darrow kick)
FS	Paige, 27 yard pass from Tedford (Terry Carter pass from Darrow)
FS	Vince Wesson, 2 yard pass from Tedford (Darrow kick)

Attendance: 30,000

FRESNO, Calif. – Fresno State kept its tradition of last minute wins intact trailing by three TDs with 15:42 to play and bouncing back with a 22-point fourth quarter to capture the 29-28 victory with just 11 seconds remaining.

Bulldog flanker Vince Wesson caught a 2-yard pass from Jeff Tedford in the endzone to tie the game 28-28. The Bulldogs pushed ahead 29-28 when kicker Scott Darrow sent fans into a victory frenzy booting the extra point through the uprights.

The dramatic ending was the result of a slow Bulldogs start as the 'Dogs went scoreless until the third quarter. The Falcons however had no trouble jumping into the lead finding the endzone twice before the first half ended.

Trailing by 21, the Bulldogs awoke to the roar of Fresno State fans and proceeded to find their mark on the scoreboard. With an 11-yard pass to Stephone Paige from Jeff Tedford and the extra point from Scott Barrow, the 'Dogs cut the Falcon lead to 14.

The Falcons did not let the 'Dogs back in the game without a fight scoring another goal off a fumble recovery by Potts before the third period expired. The quarter is not the only thing that expired however, so had the Falcon scoring summary.

The remaining 15-minutes contained a Bulldog scoring spree beginning with an 80-yard series resulting in a four-yard run by Paige into the endzone. With the score now Bowling Green 28, Fresno State 14, the 'Dogs set out to find two more TDs.

Setting up on the Falcon 27-yard line, Tedford connected with Paige up the middle who evaded defenders and scored. Playing the odds, the 'Dogs completed a two-point conversion off a pass from Tedford to Terry Carter.

Trailing now by six, with game time steadily dropping from 3:16, the 'Dogs went into what would come to be a 44-yard series of seven plays, a Bowling Green facemask penalty and a Fresno State win with only 11 seconds remaining.

Paige set a school record with 246 yards receiving and tied another with 15 receptions. Tedford tied a school record with 373 yards in passing and set a single game record with 31 completions.

Fresno State Lineups

Offense — SE Stephone Paige, LT Kevin Molle, LG Jerry Lockwood, C John Blacksill, RG Tom Neville, RT Ed Carter, TE Bill Griever, QB Jeff Tedford, TB Terry Carter, FB Dave Adams, FL Vince Wesson.

Defense — LB Kepa Kaaekuahiwi, T Clyde Glover, NG Morris Brown, E Kevin Jones, MLB Kevin Johnson, WLB Bobby Stevenson, ROV Ron Yrigollen, CB Kent Paine, SS Don Turner, FS Matt McKnight, CB Derrick Franklin.



TEAM STATS

	FS	BG
First Downs	27	17
Rushes-Yds.	24-80	44-126
Passing-Yds.	373	246
Return-Yds	59	32
Passes	31-50-4	22-32-1
Punts	2-39	7-40
Fumbles-Lost	4-3	2-0
Penalties-Yds.	4-35	8-68
Time of Possession	24:20	35:40

INDIVIDUAL STATS

	Rushing	
Fresno State	Att.	Yds.
Thomas	5	48
Carter	6	41

Bowling Green	Att.	Yds.
Otten	31	136
Wagner	5	18

Fresno State	Passing	
Tedford	A-C-I	Yds.
	31-50-4	373

Bowling Green	A-C-I	Yds.
McClure	22-32-1	246

Fresno State	Receiving	
Paige	Yds.	TD
Griever	15	246
Wesson	4	43
	3	21

Bowling Green	Yds.	TD
Otten	11	76
Meek	4	55
Taylor	3	74





FRESNO STATE BOWL GAMES

CALIFORNIA RAISIN BOWL 5

FRESNO STATE 51,
BOWLING GREEN 7


Dec. 14, 1985 • Fresno, Calif.

Score by Quarters	1	2	3	4	Score
Bowling Green	0	0	0	7	7
Fresno State	7	16	14	14	51

Scoring Summary

FS	James Williams, 10 yard run (Barry Belli kick)
FS	Anthony Mosley, 1 yard run (Belli kick)
FS	Gene Taylor, 33 yard pass from Kevin Sweeney (Belli kick)
FS	Safety, BG's Brian McClure tackled in end zone
FS	Taylor, 53 yard pass from Sweeney (Belli kick)
FS	Kelly Skipper, 29 yard run (Belli kick)
BG	Jeff Davis, 18 yard run (Paul Silvi kick)
FS	Stephen Baker, 40 yard pass from Sweeney (Belli kick)
FS	Skipper, 13 yard run (Belli kick)

Attendance: 32,554



FRESNO, Calif. — With a reputation as the highest scoring team in the nation, Fresno State dismantled Bowling Green, the Mid American Conference champion, 51-7 in a rematch of the 1982 Cal Bowl II. The 'Dogs finished the season as the nation's only unbeaten Division I team in standing-room only Bulldog Stadium.

Quarterback Kevin Sweeney helped Fresno State's cause throwing for three touchdowns and the Bulldog running game churned out 225 yards, not to mention the Bulldog defense recovering five fumbles and intercepting three passes. The Falcons, stunned by the Bulldog strength, stood by watching their undefeated season and 14-game winning streak, the longest in the nation, come to an end.

The Bulldogs ended the first quarter with only seven of their to-be 51 points off a touchdown from James Williams on a 10-yard run down the center. Barry Belli nailed the extra point.

The Bulldogs 14-point second period boosted a 21-0 lead over the then-nationally ranked Falcons with an Anthony Mosley 1-yard run resulting from a Bulldog fumble recovery on the Bowling Green 12-yard line. Then, with 6:59 left in the half Sweeney connected a 33-yard strike to Gene Taylor in the endzone. Belli secured both extra points.

The second half was simply more of the first with the Bulldogs scoring 23 points before time dissolved. Five minutes into the third quarter, Sweeney found Taylor alone on the sideline who scored on a 53-yard touchdown pass. Then, after an official timeout due to crowd noise, the Bulldogs marched 73 yards up the field scoring from a Kelly Skipper 29-yard run. Once again Belli completed the extra point pushing the score to 37-0 entering in the final period of play.

Sweeney connected a 40-yard pass with double-teamed Stephan Baker standing in the endzone. Then with 5:57 left in the game and the Bulldogs setting up on the 13-yard line, Skipper ran the ball through a wide gap down the center to seal the Fresno State California Bowl V victory. The 51-7 scoring margin ranks in Bulldog records as the highest bowl game spread and scoring game in Fresno State history.

Fresno State Lineups

Offense — SE Stephen Baker, LT David Lerma, LG Mike Chuhlantseff, C Mike Savage, RG Terry Laffitte, RT Greg Lovering, TE Mark Scambray, QB Kevin Sweeney, FB Anthony Mosley, TB James Williams, FL Gene Taylor.

Defense — LE Greg Ramsey, NG Chris Pacheco, RE Mark Olson, SLB David Grayson, MLB George Petersen, WLB Anthony Nunn, ROV Cliff Hannemann, LC Anthony Dollarhide, RC Roark Kelly, SS Michael Stewart, FS Rod Webster.

TEAM STATS

	FS	BG
First Downs	21	15
Rushes-Yds.	36-89	48-225
Passing-Yds.	259	194
Return-Yds	10	58
Passes	23-48-3	10-21-1
Punts	6-35	7-47
Fumbles-Lost	6-5	2-1
Penalties-Yds.	11-71	12-112
Time of Possession	32:19	27:51

INDIVIDUAL STATS

	Rushing	
Bowling Green	Att.	Yds.
Davis	7	78
Story	9	41
White	8	12
Schmelzle	2	7
McClure	9	-50

Fresno State	Att.	Yds.
Williams	18	94
Skipper	7	77
Mosley	9	59
Thomas	3	11
Sweeney	8	-16

Bowling Green	Passing	
	A-C-I	Yds.
McClure	42-22-3	254
Neiman	6-1-0	5

Fresno State	A-C-I	Yds.
Sweeney	19-9-1	185
Defabio	1-1-0	9

Bowling Green	Receiving	
	Yds.	TD
Schmelzle	7	84
Meehan	7	65
Bayless	3	31
Rankin	1	19

Fresno State	Yds.	TD
Mosley	3	34
Taylor	2	86
Baker	2	49
Williams	2	16





FRESNO STATE BOWL GAMES

CALIFORNIA RAISIN BOWL 8

FRESNO STATE 35,
WESTERN MICHIGAN 30

Dec. 10, 1988 • Fresno, Calif.

Score by Quarters	1	2	3	4	Score
Fresno State	7	7	21	0	35
Western Michigan	0	17	7	6	30

Scoring Summary

FS	A. Alexander, 55 yard pass from Barsotti (Loop kick)
FS	Alexander, 38 yard pass from Barsotti (Loop kick)
WMU	R. Oliver, 31 yard pass from Kimbrough (Creek kick)
WMU	Davis, 51 yard run (Creek kick)
WMU	Creek, 29 yard FG
FS	Rosette, 65 yard run (Loop kick)
WMU	Davis, 15 yard pass from Kimbrough (Creek kick)
FS	Rosette, 4 yard run (Loop kick)
FS	Jones, 26 yard run (Loop kick)
WMU	Kimbrough, 6 yard run (pass failed)

Attendance: 31,272

FRESNO, Calif. — Big West Conference champion Fresno State captured its third California Bowl title in seven years, before 31,272 fans in Bulldog Stadium.

The 'Dogs jumped out to an early 7-0 lead over the Broncos of Western Michigan when Mark Barsotti connected a 55-yard pass to Andre Alexander and Steve Loop nailed the extra point attempt.

The touchdown pair struck again in the second period when Barsotti found Alexander covering 38 yards, ball-in-hand, entering the endzone. Loop's extra point hit the target carrying the 'Dogs to a 14-0 lead.

The Broncos, silent through the first quarter, and the first minutes of the second, awoke to stun the Bulldogs with two consecutive touchdowns before the half dissolved. Robert Oliver crossed the line dragging a Bulldog defender off a 31-yard pass from Tony Kimbrough. John Creek gave the Broncos the extra point closing in on the Bulldog lead.

Less than two minutes passed before the Broncos landed in the endzone again. Setting up on the WMU 49-yard line, Rob Davis found a open tunnel through the defense and traveled into the endzone. Creek sent the extra point to the scoreboard tying the game 14-14.

Before time ran out, Bronco's Creek nailed a 29-yard field goal leaving the Bulldogs on their heels trailing 17-14 at the half for the first time at home during the '88 season.

The Bulldogs countered the Bronco lead in the second half with a ferocious running attack. On the Fresno State 35, Darrell Rosette located a hole in WMU defense and motored the ball 65-yards to score. Loop secured the extra point putting the Bulldogs again in the lead 21-20.

WMU responded with a touchdown by Davis only minutes later, but the Bulldogs held the momentum scoring on a 80-yard drive and a 4-yard run by Rosette.

Ahead 28-24, the Bulldogs relentlessly pushed the Broncos tallying seven more points before the third quarter closed. Bulldog Myron Jones, handled the ball on the WMU 26-yard line, faked hitting the middle and veered to the corner to run it in and score.

Fresno State's senior running back Darrell Rosette earned the Cal Bowl Most Valuable Player award after rushing for a career-high 149 yards.

Fresno State Lineups

Offense — SE Dwight Pickens, LT Fil Lujan, LG Paul Vial, C Jim Rademann, RG Jeff Skidmore, RT Jeff Truschel, TE Craig Jones, TB Kelly Skipper, FB Myron Jones, QB Mark Barsotti, FL Andre Alexander.

Defense — SLB Tracy Rogers, LE Nick Ruggeroli, NG Chuck McCutchen, RE Willie Howard, MLB Brian Greer, WLB Blair Holloway, ROV Ron Cox, LC James Williams, SS Tony Harris, FS Craig Bowens, RC Darrel Martin.



TEAM STATS

	FS	WMU
First Downs	17	24
Rushing Atts	46	35
Rushing Yds.	242	187
Passes A-C-I	29-15-3	57-24-0
Passing Yds.	240	366
Total Yds.	440	503
Punts/Yds.	9-325	10-372
Fumbles	1	3
Penalties-Yds.	20-166	8-65

INDIVIDUAL STATS

	Rushing Att.	Yds.
Fresno State		
Skipper	4	6
Vones	6	69
Cooks	4	9
Rosette	23	149
Dickens	1	-3
Barsotti	8	-30

	Att.	Yds.
Western Michigan		
Davis	15	71
Kimbrough	17	65
Agema	3	1

	Passing A-C-I	TD	Yds.
Fresno State			
Barsotti	29-15-3	2	240

	A-C-I	TD	Yds.
Western Michigan			
Kimbrough	57-24-0	2	366

	Receiving Rec.	Yds.	TD
Fresno State			
Pickens	3	24	0
Alexander	3	103	2
Jones	5	76	0
Shelley	1	76	0
Rosette	2	6	0
Williams A.	1	5	0

	Rec.	Yds.	TD
Western Michigan			
Oliver	7	119	1
Boyko A.	5	120	0
Agema	6	120	0
Boyko B.	3	40	0
Davis	2	20	1
Belle	1	14	0





FRESNO STATE BOWL GAMES

CALIFORNIA RAISIN BOWL 9

FRESNO STATE 27,

BALL STATE 6

Dec. 9, 1989 • Fresno, Calif.

Score by Quarters	1	2	3	4	Score
Ball State	0	6	0	0	6
Fresno State	0	10	3	14	27

Scoring Summary

FS	Steve Loop, 34 yard field goal
BSU	Barbee, 1 yard run (kick failed)
FS	Stephen Shelley, 91 yard pass from Barsotti (Loop kick)
FS	Ron Cox, 58 yard interception return (Loop kick)
FS	Curt Thornton, 5 yard pass from Buechele (Loop kick)

Attendance: 31,610

FRESNO, Calif. — With the coin flip landing in Ball State favor the Bulldogs kicked off the last Fresno State football game of the decade unaware that the game would result in a 27-6 victory over Ball State, an 11-1 winning season, the second consecutive California Raisin Bowl victory and the Bulldogs' fourth California Raisin Bowl title in eight years ('82, '85, '88, '89).

With 31,610 Fresno State fans packing Bulldog Stadium the 'Dogs led the Ball State Cardinals through a scoreless first period. The second quarter brought 10 more minutes of empty scoreboard windows until the Bulldogs took control of the game kicking a 33-yard field goal by Steve Loop.

The three point Ball State deficit did not hold as Ball State drove 73 yards, following a failed 44-yard Bulldog field goal attempt, to threaten Fresno State from 1-yard line. Cardinal Tom Barbee snuck into the endzone, but the extra point soared wide to the left putting Ball State ahead 6-3.

The Bulldogs retaliated in full force with a completed pass from Mark Barsotti to Stephen Shelley who ran the ball unscathed into the endzone for a 91-yard touchdown. Loop's extra point sent the 'Dogs into halftime with a 10-6 lead.

The third quarter of play continued to boost the Fresno State Red Wave moral. Loop nailed a field goal through the uprights from 27-yards pushing the Bulldog spread to 13-6.

The final minutes of play cemented the Bulldog win as Fresno State pulled away with two more touchdowns, holding the Cardinal to the original six points they found in the second quarter.

Less than a minute into the fourth quarter Ron Cox, a junior All-American, intercepted a BSU desperation pass and ran the ball 58 yards into the endzone. Loop sent another extra point to the scoreboard that now displayed a 20-6 Fresno State lead.

The contest was put to an end with an easy touchdown pass from Eric Buechele to wide-open Curt Thornton standing alone in the endzone. Loop rocketed his third successful extra point of the game tallying the 27-6 Fresno State California Raisin Bowl victory.

Cox received Most Valuable Player of the game.

Fresno State Lineups

Offense — SE Stephen Shelley, LT Fil Lujan, LG Paul Vial, C Dave Ewing, RG Melvin Johnson, RT Mike Foust, TE Rich Bartlewski, QB Mark Barsotti, TB Aaron Craver, FB Myron Jones, FL Dwight Pickens.

Defense — SLB Jeff Thiesen, LE Terry Cook, NG Zack Rix, RE Nick Ruggeroli, MLB Pete Jenkins, WLB Devonne Edwards, ROV Ron Cox, LC Courtney Griffin, SS David Shelton, FS Marquez Pope, RC James Williams.



TEAM STATS

	FS	BSU
First Downs	18	16
Rushing Atts	40	36
Rushing Yds.	134	115
Passes A-C-I	28-17-0	32-15-4
Passing Yds.	309	160
Total Yds.	425	221
Punts/Yds.	6-31.7	7-34
Fumbles	0	0
Penalties-Yds.	9-57	4-30

INDIVIDUAL STATS

	Rushing	
	Att.	Yds.
Fresno State		
Barsotti	2	-3
Cramer	22	65
Cooks	8	31
Jones	5	12
Lewis	2	12
Buechele	1	-1

	Att.	Yds.
Ball State		
Riley	11	-22
Parmalee	21	77
Barbee	2	3
Wilson	1	0
Hammeroley	1	3

	Passing		
	A-C-I	TD	Yds.
Fresno State			
Barsotti	23-14-0	1	246
Buechele	4-3-0	1	63
Craver	1-0-0	0	0

	A-C-I	TD	Yds.
Ball State			
Riley	29-13-3	0	138
Hameroley	3-2-1	0	22

	Receiving		
	Rec.	Yds.	TD
Fresno State			
Jones	7	70	0
Thornton	2	16	1
Pickins	2	66	0
Craver	2	6	0
Shelley	1	91	1
Cooks	1	18	0
Burnett	2	42	0

	Rec.	Yds.	TD
Ball State			
Jones	3	53	0
Wilson	5	46	0
Parmalu	4	18	0
Jackson	2	12	0
Hammond	1	31	0





FRESNO STATE BOWL GAMES

CALIFORNIA RAISIN BOWL 11

BOWLING GREEN 28,

FRESNO STATE 21

Dec. 14, 1991 • Fresno, Calif.

Score by Quarters	1	2	3	4	Score
Bowling Green	14	7	0	7	28
Fresno State	7	7	0	7	21

Scoring Summary

BG	Brett Landman, 5 pass from LeRoy Smith (Leaver kick)
BG	Mark Szlachcic, 29 pass from Erik White (Leaver kick)
FS	Mark Barsotti, 3 run (Mahoney kick)
BG	Szlachcic, 9 pass from White (Leaver kick)
FS	Anthony Daigle, 57 run (Mahoney kick)
BG	LeRoy Smith, 1 run (Leaver kick)
FS	Marty Thompson, 5 pass from Mark Barsotti (Mahoney kick)

Attendance: 34,877

FRESNO, Calif. – Bowling Green ended Fresno State's hope for a fourth California Raisin Bowl championship since 1982 on Bowling Green's 3-yard line, holding on for a 28-21 victory over the Bulldogs before a record bowl crowd of 34,877.

The Bulldogs, the Big West Conference champions who ended their season with a 10-2 record, needed to drive 99 yards inside the final three minutes for the game-tying touchdown. Behind senior quarterback Mark Barsotti, who was playing for the first time since breaking his leg on Oct. 19, Fresno State set up on Bowling Green's 3-yard line with 19 seconds to play. The Falcon defense played tight forcing Barsotti into three consecutive incomplete passes preserving the Bowling Green win.

Fresno State never ceased the relentless Bulldog attack entering the game as a two-touchdown favorite. The Falcons bolted out to leads of 14-0, 21-7 and 28-14 behind the passing combinations of quarterback Erik White and receiver Mark Szlachcic.

The Bulldogs cut the spread to 28-21 on a Barsotti TD pass to tight end Marty Thompson, then once again put themselves in position for the final drive on the Bowling Green 3-yard line after cornerback Tony Brown intercepted a White pass at the Fresno state 1-yard line.

The Bulldogs out-gained the Falcons 484-383, but the 'Dogs were constantly set back by costly penalties. Fresno State was flagged 11 times totaling 86 lost yards.

Fresno State Lineups

Offense — SE Kelvin Means, LT Ron Collins, LG Rus Hartmann, C Jason James, RG Melvin Johnson, RT Jesse Hardwick, TE Marty Thompson, QB Mark Barsotti, TB Ron Rivers, FB Lorenzo Neal, FL Malcolm Seabron.

Defense — SLB Jeff Thiesen, LE Judd Foell, NG Zack Rix, RE Earl Oliver, MLB Pete Jenkins, WLB Darren Boyer, ROV Steve Lee, LC Tony Brown, SS Stacey Wilcots, FS Marquez Pope, RC Emery Braxton.



TEAM STATS

	FS	BG
First Downs	24	22
Rushing Atts	42	39
Rushing Yds.	225	138
Passes A-C-I	36-25-1	31-19-1
Passing Yds.	286	268
Total Yds.	484	383
Punts/Yds.	3-32	4-31.5
Fumbles	2	2
Penalties-Yds.	11-86	3-36

INDIVIDUAL STATS

	Rushing	
	Att.	Yds.
Fresno State		
Barsotti	9	21
Rivers	7	5
Neal	14	78
Daigle	8	77
Christian	2	10
Allison	2	7

	Rushing	
	Att.	Yds.
Bowling Green		
Jackson	16	59
Smith	13	46
Lindsey	2	4
White	7	1
Lee	1	5

	Passing		
	A-C-I	TD	Yds.
Fresno State			
Barsotti	36-25-1	1	286

	Passing		
	A-C-I	TD	Yds.
Bowling Green			
White	30-18-1	2	263
Smith	1-1-0	1	5

	Receiving		
	Rec.	Yds.	TD
Fresno State			
Rivers	6	84	0
Neal	4	8	0
Winans	3	66	0
Thompson	4	25	1
Ross	3	28	0
Seabron	1	23	0
Means	2	39	0
Daigle	2	13	0

	Receiving		
	Rec.	Yds.	TD
Bowling Green			
Redd	2	47	0
Szlachcic	11	189	2
Landman	3	14	1
Jackson	3	18	0





FRESNO STATE BOWL GAMES

FREEDOM BOWL

FRESNO STATE 24,
USC 7

Dec. 29, 1992 • Anaheim, Calif.

Score by Quarters	1	2	3	4	Score
No. 23 USC	0	7	0	0	7
Fresno State	0	7	3	14	24

Scoring Summary

USC	Strother 1 yard run (Ford kick)
FS	Neal 1 yard run (Mahoney kick)
FS	Mahoney 43 yard field goal
FS	Daigle 2 yard run (Mahoney kick)
FS	Rivers 5 yard run (Mahoney kick)

Attendance: 58,546

ANAHEIM, Calif. – Fresno State pulled the bowl season's biggest and most talked about upset with a stunning 24-7 win over Southern Cal in the Freedom Bowl IX held in Anaheim Stadium. The Bulldogs dominated the Trojans in every facet of the game, most notably in total offense, where Fresno State enjoyed a 405-183 advantage.

Offense is what took Fresno State to the Freedom Bowl, but defense is what won the game that Bulldogs' head coach Jim Sweeney said was the "biggest game in Bulldog history."

The 'Dogs stole four turnovers from the favored Trojans and allowed only one third-down conversion in nine attempts. USC quarterback Rob Johnson found only seven completions in the Bulldogs' secondary and threw three interceptions. Those defensive numbers, plus a Fresno State offense that ran 84 plays created chaos for the tradition-packed Trojans.

In the second, the always-responsive Bulldogs answered an early Trojan touchdown with an 11-play, 70-yard drive resulting in a 1-yard plunge by game MVP Lorenzo Neal. Four mid-range passes by Trent Dilfer, including a 10-yarder to Tydus Winans on fourth down at the USC 33, energized the drive.

Derek Mahoney added a field goal in the third quarter to give the 'Dogs the lead, but two fourth quarter touchdowns sent the 30,000 Red Wavers in attendance back home with a win. Eight runs for 32 yards helped set up a 22-yard pass from Dilfer to Winans that put Fresno State at the USC two-yard line with just under six minutes to play. From there, Anthony Daigle took the ball across the goal line.

Big runs of 32 yards by Ron Rivers and 17 by Daigle moved the 'Dogs up the field while using most of the remaining time on the clock. It took only five plays for Fresno State to travel 56 yards and get the game-clinching score on a 5-yard dash up the middle by Rivers.

Fresno State Lineups

Offense — SE Lee Harris, LT Ron Collins, LG Josh Coldiron, C Jason James, RG Rus Hartmann, RT Jesse Hardwick, TE Marty Thompson, QB Trent Dilfer, TB Ron Rivers, FB Lorenzo Neal, FL Malcolm Seabron.

Defense — SLB Wendell Valentine, LE Brad Bell, NG Zack Rix, RE Nick Serfas, MLB Chris Peters, WLB Earl Oliver, ROV Gene Smith, LC Brian Porter, SS Sam Watson, FS Johnny Johnson, RC James Burton.

TEAM STATS

	FS	USC
First Downs	24	14
Rushing Atts	56	32
Rushing Yds.	262	112
Passes A-C-I	28-13-0	18-7-3
Passing Yds.	164	95
Total Yds.	405	183
Punts/Yds.	5-40.2	5-43
Fumbles	1	1
Penalties-Yds.	9-61	7-35

INDIVIDUAL STATS

	Rushing	
	Att.	Yds.
Fresno State		
Daigle	11	54
Dilfer	7	8
Rivers	19	104
Neal	19	75

	Passing	
	Att.	Yds.
USC		
Johnson	5	-12
Crayton	19	79
Strother	1	1
Mooney	2	9
Bender	2	3
McFadden	3	8

	Passing		
	A-C-I	TD	Yds.
Fresno State			
Dilfer	28-13-0	0	164

	Passing		
	A-C-I	TD	Yds.
USC			
Johnson	18-7-3	0	95

	Receiving		
	Rec.	Yds.	TD
Fresno State			
Ross	2	18	0
Winans	3	56	0
Neal	2	21	0
Thompson	2	29	0
Seabron	1	20	0
Rivers	2	13	0
Daigle	1	7	0

	Receiving		
	Rec.	Yds.	TD
USC			
Crayton	2	10	0
Jackson	1	16	0
Hannah	1	8	0
Morton	3	61	0





FRESNO STATE BOWL GAMES

JEEP EAGLE ALOHA BOWL

COLORADO 41,
FRESNO STATE 30
Dec. 25, 1993 • Honolulu, Hawai'i

Score by Quarters	1	2	3	4	Score
Fresno State	0	10	14	6	30
Colorado	10	10	14	7	41

Scoring Summary

CU	Salaam 2 yard run (Berger kick)
CU	Berger 44 yard field goal
CU	Hill 7 yard run (Berger kick)
FS	Mahoney 27 field goal
CU	Berger 49 field goal
FS	Seabron 68 yard fumble return (Mahoney kick)
CU	Salaam 40 yard run (Berger kick)
FS	Daigle 1 yard run (kick blocked)
CU	Leomiti 28 yard fumble return (Berger kick)
FS	Winans 8 yard pass from Dilfer (Daigle pass from Dilfer)
CU	Salaam 4 yard run (Berger kick)
FS	Winans 11 yard pass from Dilfer (pass failed)

Attendance: 44,009

HONOLULU – Before 44,009 fans Trent Dilfer passed for a career-best 523 yards and two touchdowns, but it was not enough for the Bulldogs to overcome 17th-ranked Colorado in a 41-30 loss at Aloha Stadium in the 12th annual Jeep Eagle Aloha Bowl on Christmas Day.

The Bulldogs, who finished second nationally in turnover margin, turned the ball over an uncharacteristic five times in the game which led directly to 24 Colorado points. The Buffaloes, Big Eight runner-up, led the entire game, once by as many as 18 points, but were never able to put the Bulldogs away.

Fresno State trailed 20-3 with one second left in the first half, but before time could run out Jamie Christian and Malcolm Seabron combined on an 81-yard kickoff return for a touchdown pulling the Bulldogs within 10 (20-10) heading into the second half.

The remaining 30 minutes were filled with scoring as the Buffaloes connected for 21 more points including a 40-yard run by Buffaloes' Salaam and a 28-yard fumble return by Leomiti. The Bulldogs contributed to the excitement closing in on the Buffaloes with three touchdowns of their own. Daigle found the endzone on a 1-yard carry in the third quarter followed by two Tydas Winans' TDs near the end of the third quarter and again at the conclusion of the fourth.

The Bulldogs, who came into the contest ranked 20th nationally in rushing (221.6 ypg), were held to just three net yards in the bowl contest. The Bulldogs out-gained the Buffaloes in total yards, 526-395.

Fresno State Lineups

Offense — SE Tydas Winans, LT Ron Collins, LG Josh Coldiron, C Jason James, RG Rus Hartmann, RT Kenny Hall, TE David Dunn, QB Trent Dilfer, TB Ron Rivers, FB Sal Mejico, FL Malcolm Seabron.

Defense — LE Chris Rockwell, NG Demetrius Edwards, RE Brad Bell, MLB Chris Peters, WLB Ron Papazian, ROV Gene Smith, LC James Burton, SS Sam Watson, FS Lance Thomas, RC Tommy Jones, CB Omar Stoutmire.



TEAM STATS

	FS	CU
First Downs	34	19
Rushing Atts	25	46
Rushing Yds.	79	295
Passes A-C-I	63-37-1	15-8-0
Passing Yds.	523	124
Total Yds.	526	395
Punts/Yds.	3-31.3	43.3
Fumbles	5	1
Penalties-Yds.	9-88	7-84

INDIVIDUAL STATS

	Rushing	
	Att.	Yds.
Fresno State		
Rivers	14	37
Daigle	5	14
Christian	1	6
Duhn	1	-5
Dilfer	4	-49

	Att.	Yds.
Colorado		
Salaam	23	135
Warren	10	68
Stewart	8	50
Hill	4	13
Joseph	1	5

	Passing		
	A-C-I	TD	Yds.
Fresno State			
Dilfer	63-37-1	2	523

	A-C-I	TD	Yds.
Colorado			
Stewart	15-8-0	0	124

	Receiving		
	Rec.	Yds.	TD
Fresno State			
Dunn	9	149	0
C. Jones	6	84	0
Harris	5	87	0
Daigle	5	69	0
Rivers	5	58	0
Winans	3	33	2
Seabron	2	29	0
Christian	2	14	0

	Rec.	Yds.	TD
Colorado			
Fourja	3	27	0
C. Johnson	3	27	0
Westbrook	1	43	0
Cunningham	1	27	0





FRESNO STATE BOWL GAMES

EA SPORTS LAS VEGAS BOWL

UTAH 17,

FRESNO STATE 16

Dec. 18, 1999 • Las Vegas, Nev.

Score by Quarters	1	2	3	4	Score
Fresno State	7	0	3	6	16
Utah	7	0	7	3	17

Scoring Summary

FS	P. Williams 75 yard return of blocked field goal (Hanna kick)
Utah	M. Anderson 34 yard run (Truhe kick)
FS	Hanna 27 yard field goal
Utah	M. Anderson 5 yard run (Truhe kick)
FS	Ward 2 yard run (kick failed)
Utah	Truhe 33 yard field goal

Attendance: 28,277

LAS VEGAS – In their first bowl appearance since the 1993 season, the Bulldogs battled the Utah Utes of the Mountain West Conference in one of the best games of the bowl season, highlighted by the running of Mike Anderson, who ran for a game-record 254 yards and two touchdowns. Cletus Truhe kicked a 33-yard field goal with five minutes left as Utah beat Fresno State 17-16.

Fresno State went ahead 16-14 on the first play of the fourth quarter, but Colby Knight blocked Jeff Hanna's extra point attempt, setting the stage for Truhe's game winner. The game-winning kick was vindication for Truhe, whose first two field goal tries were blocked by Fresno's Terence Brown. The first block was returned 75 yards for a touchdown by Payton Williams.

Anderson scored on runs of 34 and 5 yards, the latter giving Utah (9-3) a 14-10 third-quarter lead. Fresno State answered with Derrick Ward's 2-yard TD run as the fourth quarter opened, giving the Bulldogs a 2-point lead.

Utah dominated the ball, gaining a bowl-record 334 yards rushing. Despite outgaining Fresno State 331 yards to 103, the Utes managed only a 7-all tie at halftime, the score coming on Anderson's 34-yard run with 3:51 left in the first quarter.

The Bulldogs went ahead 10-7 on Hanna's 27-yard field goal with 9:24 remaining in the third quarter.

The Utes regained the lead when Anderson finished a 68-yard drive with a 5-yard scoring run, breaking three tackles en route to his second touchdown of the night.

With Anderson breaking off key gains, the Utes drove 70 yards to the Bulldogs 14 before Truhe came on to kick the game-winning field goal with 5:03 remaining.



TEAM STATS

	FS	UTAH
First downs	16	25
Rushing Attempts	32	54
Net Yards Rushing	132	334
Net Yards Passing	147	214
Passes Attempted	28	24
Passes Completed	14	11
Had Intercepted	0	1
Total Offensive Plays	60	78
Total Net Yards	279	548
Fumbles-Lost	0-0	2-0
Penalties-Yards	6-59	15-151
Punts-Yards	5-185	4-144
Yards per punt	37.0	39.0
Interceptions-Yards	0-0	0-0
Fumble Returns-Yards	0-0	0-0
Time of Possession	24:06	35:54

INDIVIDUAL STATS

Rushing			
Fresno State	Att.	Yds.	
Ward	15	51	
Gaines	8	31	
Armstrong	4	29	
C.Smith	3	17	
Wright	2	4	
Utah	Att.	Yds.	
Anderson	34	254	
Bacon	8	9	
Russell	1	4	
Arceneaux	9	(minus 6)	
Croshaw	2	(minus 9)	
Passing			
Fresno State	A-C-I	TD	Yds.
Volek	14-28-0	0	147
Utah	A-C-I	TD	Yds.
Arceneaux	8-15-0	0	94
Croshaw	3-9-1	0	120
Receiving			
Fresno State	Rec.	Yds.	TD
Wright	6	55	0
C.Smith	4	53	0
Armstrong	1	20	0
Mahdi	1	8	0
Branstetter	1	6	0
Berrian	1	5	0
Utah	Rec.	Yds.	TD
Russell	5	96	0
Bendinger	2	70	0
Utu	2	28	0
Anderson	1	15	0
Richardson	1	5	0





FRESNO STATE BOWL GAMES

SILICON VALLEY FOOTBALL CLASSIC 1

AIR FORCE 37,
FRESNO STATE 34
Dec. 31, 2000 • San Jose, Calif.

Score by Quarters	1	2	3	4	Score
Air Force	19	15	3	0	37
Fresno State	7	0	13	14	34

Scoring Summary

AF	Adams 37 FG
AF	McKay 29 pass from Thiessen (Adams kick)
AF	Adams 46 FG
AF	McKay 13 pass from Thiessen (run failed)
FS	Gaines 71 pass from Carr (Asparuhov kick)
AF	Thiessen 1 run (Adams kick)
AF	Thiessen 9 run (Jessop pass from Thiessen)
FS	Greco 2 pass from Carr (Asparuhov kick)
AF	Adams 24 FG
FS	Burch 8 pass from Carr (pass failed)
FS	Berrian 47 pass from Carr (Asparuhov kick)
FS	Berrian 51 pass from Carr (Asparuhov kick)

Attendance: 26,524

SAN JOSE, Calif. – After being down 34-7 at halftime many thought the Bulldogs would be in for a rout, but Fresno State responded only to come up 33 yards short with 14 seconds remaining as Air Force defeated Fresno State 37-34 in the inaugural bowl game at Spartan Stadium.

David Carr threw five touchdown passes for the Bulldogs, who nearly pulled a comeback win off. With 14 seconds left, Fresno State brought in Asen Asparuhov for a 33-yard field-goal attempt to tie it. But holder Jason Simpson pulled a fake, aiming for Giachino Chiamonte in the end zone. The pass fell incomplete.

Trailing 19-0 late in the first quarter, Fresno State finally got on the board with a 71-yard touchdown pass from Carr to Paris Gaines with 23 second left in the opening quarter. It was the longest reception of Gaines' career.

Carr completed 22 of 33 passes for 391 yards.

Thiessen's pass to Chris Jessop gave Air Force a 34-7 lead in the first half.

Fresno State mounted a comeback in the second half. The Bulldogs took a chance on fourth-and-2 in the third quarter and Carr's completion to Alec Greco in the end zone made it 34-14.

After Dave Adams booted his 24-yard field goal for Air Force, Carr threw an 8-yard scoring pass to Donnell Burch to narrow the margin to 37-20.

Adams attempted a 30-yard field goal with 10:47 left in the game, but Fresno State's Terence Brown blocked the kick. That set up a scoring drive that ended with Carr's 47-yard pass to Bernard Berrian.

Berrian caught a 51-yard pass from Carr a little more than three minutes later, and the crowd - mostly Fresno State fans - went wild.




TEAM STATS

	AFA	FS
First Downs	28	18
Rushing Attempts	65	22
Net Yards Rushing	267	59
Net Yards Passing	204	391
Passes Attempted	24	38
Passes Completed	12	22
Had Intercepted	0	1
Total Offensive Plays	89	60
Total Net Yards	471	450
Fumbles-Lost	0-0	2-1
Penalties-Yards	4-41	9-82
Punts-Yards	3-78	5-201
Yards per punt	26.0	40.2
Interceptions-Yards	1-14	0-0
Fumble Returns-Yards	0-0	0-0
Time of Possession	38:17	21:43

INDIVIDUAL STATS

	Rushing	
	Att.	Yds.
Air Force		
Thiessen	18	99
Palmer	4	56
McKay	10	43
Beard	11	33
Becker	10	28
Brown	9	14
Giovanetti	1	-2
Fresno State	Att.	Yds.
Ward	5	27
Gaines	5	16
Wright	1	7
Smith	2	6
Carr	9	3
	Passing	
	A-C-I	TD Yds.
Air Force		
Thiessen	24-12-0	2 204
Fresno State	A-C-I	TD Yds.
Carr	33-22-1	5 391
Simpson	1-0-0	0 0
	Receiving	
	Rec.	Yds. TD
Air Force		
McKay	4	56 2
Labasco	3	68 0
Brown	2	46 0
Fleming	1	14 0
Jessop	1	12 0
Amezaga	1	8 0
Fresno State	Rec.	Yds. TD
Berrian	7	162 2
Wright	5	77 0
Gaines	4	102 1
Smith	3	34 0
Greco	2	8 1
Burch	1	8 1





FRESNO STATE BOWL GAMES

SILICON VALLEY FOOTBALL CLASSIC 2

MICHIGAN STATE 44,

No. 20 FRESNO STATE 35

DEC. 31, 2001 • SAN JOSE, CALIF.

Score by Quarters	1	2	3	4	Score
Michigan State	17	20	0	7	44
Fresno State	14	7	7	7	35

SCORING SUMMARY

FS	Stephen Spach 5-yard pass from David Carr (Asen Asparuhov kick)
MSU	Charles Rogers 72-yard from Jeff Smoker (Dave Rayner kick)
MSU	Monquizz Wedlow 0-yard fumble recovery (Dave Rayner kick)
FS	Rodney Wright 36-yard pass from David Carr (Asen Asparuhov kick)
MSU	Dave Rayner 41-yard field goal
MSU	T.J. Duckett 5-yard run (Dave Rayner kick)
FS	Rodney Wright 79-yard pass from David Carr (Asen Asparuhov kick)
MSU	T.J. Duckett 39-yard run (Dave Rayner kick)
MSU	Charles Rogers 69-yard pass from Jeff Smoker (Dave Rayner kick)
FS	Paris Gaines 2-yard run (Asen Asparuhov kick)
FS	Paris Gaines 15-yard pass from David Carr (Asen Asparuhov kick)
MSU	Ivory McCoy 5-yard pass from Jeff Smoker (Dave Rayner kick)

ATTENDANCE: 30,456

SAN JOSE, Calif. — Charles Rogers set a Michigan State record with 270 yards receiving - and he wasn't even the most prolific pass-catcher on the field at the Silicon Valley Football Classic.

It was that kind of a day in San Jose, as Rogers caught two of Jeff Smoker's three touchdown passes during the Spartans' phenomenal first half in a 44-35 victory over Fresno State on Monday.

In a matchup of two potent offenses that combined for 1,146 total yards, Smoker and Rogers outdueled Fresno State's high-profile combo of David Carr and Rodney Wright, who finished with 13 catches for a school-record 299 yards and two TDs.

After an inconsistent season in which they finished eighth in the Big Ten and barely qualified for a bowl, the Spartans (7-5) gained 405 yards and scored 37 points before halftime.

Carr threw for 531 yards to Smoker's 376, but the Spartans' big early lead proved too large to overcome. After Fresno State (11-3) pulled within two points in the final minutes, the Spartans made one last scoring drive to clinch their second bowl victory under coach Bobby Williams.

T.J. Duckett rushed for 184 yards and two scores as Michigan State overwhelmed the Bulldogs, whose high-octane offense was expected to dominate the game. Instead, Fresno State ended its breakout season with its first loss in four games against teams from BCS conferences.

Carr, who won the Johnny Unitas award as the nation's top senior quarterback, ended his prolific career with another amazing game, but he couldn't play defense. Fresno State fell to 0-3 in bowl games during Pat Hill's otherwise successful tenure.

After the teams exchanged handshakes, Michigan State defensive end Nick Myers, the game's defensive MVP, planted the school flag at midfield.

Trailing 37-28 with 6:52 left, Fresno State's Bryce McGill blocked Jarrett's punt and returned it to the Spartans 16. Two plays later, Paris Gaines caught a screen pass and ran through several blocks for a TD.

But Michigan State came alive once again for a 77-yard drive. After a 43-yard reception by Rogers, Smoker hit Ivory McCoy for a 5-yard TD with 1:59 left.

After just two seasons, this unassuming lower-tier bowl game is building a reputation for exciting, bizarre football. Last season, the Bulldogs overcame a 27-point deficit, but lost the inaugural game to Air Force when a superbly executed fake field goal failed in the closing seconds.

Though Spartan Stadium was dominated by thousands of red-clad fans who made the two-hour drive from Fresno, Michigan State had a large rooting section of transplanted Michiganders and thousands of fans who made the trip for the bowl and the Michigan State basketball team's game against Stanford last Saturday.

Fresno State opened the frenzied first half by driving 63 yards in four plays for the first TD just 59 seconds in. Less than eight minutes later, Michigan State replied with a 72-yard TD pass from Smoker to Rogers.

Offensive milestones fell faster than snow in East Lansing on a surprisingly warm, dry day after a week of rain in the San Francisco Bay area.

In the first quarter alone, the Spartans had the longest rush in the school's bowl history, the second-longest pass in their bowl history, their longest field goal of the season and their first defensive touchdown of the year.

With a 69-yard TD pass to Rogers 3:05 before halftime, Michigan State went ahead 37-21. The teams combined for 752 total yards in the first half.



TEAM STATS

	MSU	FS
First Downs	23	25
Rushing	10	3
Passing	13	22
Penalty	0	0
Rushing Attempts	42	22
Yards Gained Rushing	227	71
Yards Lost Rushing	17	42
Net Yards Rushing	210	29
Net Yards Passing	376	531
Passes Att.-Comp.	32-22	58-35
Total Offensive Plays	74	80
Total Net Yards	586	560
Fumbles: Number-Lost	1-0	2-1
Penalties: Number-Lost	8-64	6-30
Number of Punts-Yards	6-232	5-198
Average Per Punt	38.7	39.6
Punt Returns: No.-Yards	2-3	3-27
Kickoff Returns: No.-Yards	5-108	6-115
Interceptions: No.-Yards	2-23	1-0
Possession Time	34:43	25:17
Third-Down Conversions	4/13	7/16
Fourth-Down Conversions	1/2	1/1

INDIVIDUAL STATS

	Att.	Yds.
Rushing		
Michigan State		
Duckett	27	184
Smoker	9	17
Flowers	5	11
Team	1	(-2)
Fresno State		
Gaines	10	26
Wright	2	19
Fontenot	2	17
Levi	1	6
Team	1	(-6)
Berrian	1	(-10)
Carr	5	(-23)

	Att.	Yds.
Passing		
Michigan State		
Smoker	A-C-1 22-32-1	TD 3
Yds.		376

	Att.	Yds.
Fresno State		
Carr	A-C-1 35-56-2	TD 4
Yds.		531

	Att.	Yds.
Receiving		
Michigan State		
Rogers	10	270
Haygood	5	49
Baker	4	44
McCoy	2	10
Lovett	1	3

	Att.	Yds.
Fresno State		
Wright	13	299
Berrian	9	94
Smith	5	77
Gaines	2	18
Greco	2	15
Gilbert	1	15
Shabaglian	1	11
Spach	1	5
Davis	1	(-3)

DEFENSIVE LEADERS

MICHIGAN STATE: (UA-A-S) Guess 9-3-1, Nelson 5-3-0, Maples 4-4-0.

FRESNO STATE: (UA-A-S) McGill 4-6-0, Dailey 3-6-0, Williams 4-2-0

Interceptions-Yards

MICHIGAN STATE: Maples 1-23, Bryan 1-0.

FRESNO STATE: Banks 1-0

Sacks-Yards

MICHIGAN STATE: Vickerson 1-7, Myers 1-7, Dukes 1-6. FRESNO STATE:

Burley 1-7, Johnson 1-6





FRESNO STATE BOWL GAMES

SILICON VALLEY FOOTBALL CLASSIC 3

FRESNO STATE 30,

GEORGIA TECH 21

Dec. 31, 2002 • San Jose, Calif.

Score by Quarters	1	2	3	4	Score
Georgia Tech	7	0	14	0	21
Fresno State	3	10	7	10	30

Scoring Summary

FS	Asparuhov 22-yard FG, 11:00
GT	Watkins 35-yard pass from Suggs (Manget kick), 2:51
FS	Asparuhov 42-yard FG, 5:35
FS	Meza 48-yard INT return (Asparuhov kick), 0:14
GT	Bilbo 1-yard run (Manget kick), 8:45
FS	R. Davis 3-yard run (Asparuhov kick), 6:06
GT	Smith 42-yard pass from Bilbo (Manget kick), 0:51
FS	Asparuhov 33-yard FG, 3:43
FS	R. Davis 28-yard run (Asparuhov kick), 2:23

Attendance: 26,524

SAN JOSE, Calif. — Rodney Davis rushed for 153 yards and two touchdowns and Fresno State's defense forced seven turnovers as the Bulldogs — playing with a depleted roster — defeated Georgia Tech 30-21 at Spartan Stadium.

The Bulldogs (9-5) had not won a postseason game since beating USC in the 1992 Freedom Bowl, a string of four losses in a row.

And they were even more proud they did it with a roster missing some of the team's best players. Fresno State suited only 45 players and was missing five starters.

"This win was for the guys who couldn't make it," Davis said.

A new Western Athletic Conference rule requires athletes to pass at least six credits to play in a bowl game, and seven didn't meet the requirement. They may have had incompletes or grades that had not yet been finalized, for example.

"For the nation to think we played with ineligible players is a misconception," coach Pat Hill said. "We were playing with non-certified players. ...I'm so proud of this football team. We had some adversity this week and this season."

Three seniors stayed home, some because their grades weren't posted.

"That drives me nuts," Hill said. "But we persevered."

Asen Asparuhov kicked a 33-yard field goal with 3:43 left, one of his three in the game, and Davis clinched the victory with a 28-yard TD run just more than a minute later for the Bulldogs.

And the Fresno State defense did an impressive job after halftime of weathering a strong second-half comeback attempt by Georgia Tech freshman backup quarterback Damarius Bilbo.

Bilbo passed for a touchdown and ran for another after replacing the ineffective A.J. Suggs, but Bilbo also threw four interceptions as the Yellow Jackets (7-6) committed seven turnovers.

Georgia Tech was the only team in the ACC to throw more interceptions (14) than touchdowns (13) this season.

The game turned into a muddy mess after hard rain fell Monday night. It took only a few plays for Georgia Tech's gleaming white uniforms to turn a dull brown, and there were plenty of slips and missed plays.

In a lackluster first half, the teams struggled to take advantage of their scoring opportunities, with Fresno State leading 13-7 at halftime.

Dee Meza's 48-yard interception return for a touchdown with 14 seconds left in the second quarter highlighted the half.

Fresno State was playing in the Silicon Valley Classic for the third consecutive year, and Bulldogs fans took up the majority of the seats at Spartan Stadium.



TEAM STATS

	GT	FS
First Downs	16	20
Rushing	6	12
Passing	7	6
Penalty	3	2
Rushing Attempts	31	55
Yards Gained Rushing	150	230
Yards Lost Rushing	20	44
Net Yards Rushing	130	186
Net Yards Passing	218	188
Passes Att.-Comp.-Int.	27-9-6	31-16-0
Total Offensive Plays	58	86
Total Net Yards	348	374
Average Gain Per Play	6.0	4.3
Fumbles: No.-Lost	2-1	3-2
Penalties: No.-Yards	5-53	10-94
Number of Punts-Yards	5-193	7-261
Average Per Punt	38.6	37.3
Punt Returns: No.-Yards	4-59	3-7
Kickoff Returns: No.-Yards	3-54	2-72
Interceptions: No.-Yards	0-0	6-53
Fumble Returns: No.-Yards	0-0	0-0
Possession Time	21:54	38:06
Third-Down Conversions	4 of 11	8 of 22
Fourth-Down Conversions	0 of 1	1 of 1
Sacks By: Number-Yards	3-23	2-9

INDIVIDUAL STATS

Rushing			
Georgia Tech	Att.	Yds.	
Eziemefe	3	38	
Smith	7	35	
Bilbo	12	30	
Sampson	7	17	
Suggs	1	12	
Team	1	(-2)	
Fresno State	Att.	Yds.	
R. Davis	37	153	
Pinegar	9	20	
Sumlin	6	15	
Ray	1	2	
Jamison	1	(-2)	
Team	1	(-2)	

Passing			
Georgia Tech	A-C-I	TD	Yds.
Bilbo	7-20-4	1	178
Suggs	2-7-2	1	40

Fresno State	A-C-I	TD	Yds.
Pinegar	16-31-0	0	188

Receiving			
Georgia Tech	Att.	Yds.	
Watkins	5	82	
Bridges	3	94	
Smith	1	42	

Fresno State	Att.	Yds.
Jamison	5	50
Gilbert	4	84
Spach	3	22
Reid	2	14
Jennings	1	15
R. Davis	1	3

DEFENSIVE LEADERS

Tackles (UA-A)
GEORGIA TECH: Fox 6-10, Smith 2-10, Wimbush 5-6, Henderson 4-7, Muyres 4-6, Butler 5-1.

FRESNO STATE: McGill 4-7, Meza 2-4, Sanders 1-5, Sanders 0-6, Dailey 1-4, Stewart 1-4, Worrell 0-5.

Interceptions-Yards
GEORGIA TECH: None
FRESNO STATE: Meza 2-48, Stewart 1-5, McGill 1-0; Sanders 1-(-3), Worrell 1-3.

Sacks (UA-A)
GEORGIA TECH: Fox 1-0, Parker 1-0, Henderson 1-0.
FRESNO STATE: Stewart 1-0, Sanders 2-0.





FRESNO STATE BOWL GAMES

SILICON VALLEY FOOTBALL CLASSIC 4

FRESNO STATE 17,

UCLA 9

Dec. 30, 2003 • San Jose, Calif.

Score by Quarters	1	2	3	4	Score
UCLA	0	7	2	0	9
Fresno State	14	3	0	0	17

Scoring Summary

FS	Sumlin, Bryson 1 yd run (Visintainer, B kick)
FS	Sumlin, Bryson 44 yd pass from Pinegar, Paul (Visintainer, B kick)
FS	Visintainer, B 36 yd field goal
UCLA	Bragg, Craig 27 yd pass from Olson, Drew (Medlock, Justin kick)
UCLA	TEAM safety

Attendance: 30,456

SAN JOSE, Calif. — Pat Hill used to watch Rodney Davis grind out yards in the snow and mud in high school - so Fresno State's coach knew the star senior would be well suited for the conditions Tuesday night.

Davis rushed for 77 yards to win his second straight Silicon Valley Classic offensive MVP award in Fresno State's 17-9 victory over UCLA on a messy field at Spartan Stadium. Nearly one year ago, Davis rushed for 153 yards and two TDs -- the last being the game-clincher -- in Fresno State's victory over Georgia Tech.

"I just had to fight through it and stick with it," Davis said. "I've played on fields like this for a long time. The mud is no problem."

It sure seemed to be bad for the Bruins.

Though even a dry field might have caused them problems the way their offense has been performing.

UCLA (6-7) lost its last five games to turn what once was a promising season into a disappointment under first-year coach Karl Dorrell. The inefficient offense was again the culprit, going 2-for-14 on third-down conversions.

Bryson Sumlin made his first career touchdown catch and also ran for a score for Fresno State (9-5), which made its school-record fifth straight bowl appearance and fourth in a row in this game. Sumlin, a sophomore backup who began his Fresno State career as a cornerback, capitalized on two big chances to score and helped the Bulldogs beat the Bruins for the first time in six meetings. And once again, the Bulldogs seized the opportunity to spoil things for a bigger, more prominent program in a game dominated by defense.

Paul Pinegar passed for 133 yards, but Fresno State didn't exactly need a prolific offense to beat the inept Bruins, who managed just 164 total yards - 97 in one series shortly before halftime.

Manuel Sanchez intercepted Bruins quarterback Drew Olson with 2:42 left and several Bulldogs celebrated their win by sliding face-first through the mud.

"Our defense just played awesome the whole game," Hill said.

Fresno State seemed to be in control until a drive midway through the third quarter in which a series of mistakes left the Bulldogs facing fourth-and-37. Asi Faoa blocked the ensuing punt in the end zone for a UCLA safety.

Later in the quarter, Pinegar fumbled when he attempted to throw and left Fresno State stranded at its own 1. But the Bruins bailed out the Bulldogs by roughing punter Mike Lingua, and UCLA never mounted another significant drive.

The Bruins swore they were happy with their less than glamorous bowl destination, but they sure didn't play that way. UCLA seemed disinterested and disorganized, struggling to stop Fresno State's offense and failing to move the ball through the air or on the ground while falling behind 17-0 early in the second quarter.

After Fresno State stopped UCLA on fourth-and-1 late in the first quarter, Pinegar completed a 44-yard TD pass to Sumlin, who also had a 1-yard scoring run earlier in the period.

When Fresno State downed a punt inside the 3 shortly before halftime, the Bruins briefly woke up. UCLA went 97 yards in just seven plays, with Craig Bragg making a spectacular 27-yard diving catch in the corner of the end zone 20 seconds before halftime for the Bruins' first score.

Fresno State lost the first two Silicon Valley Classics, including a thrilling last-second defeat on a failed fake field goal in the inaugural game. The Bulldogs beat Georgia Tech in the game last season, overcoming several injuries for the school's first bowl victory since 1992.



TEAM STATS

	UCLA	FS
First Downs	11	20
Rushing	4	11
Passing	4	7
Penalty	3	2
Rushing Attempts	25	49
Yards Gained Rushing	91	188
Yards Lost Rushing	23	32
Net Yards Rushing	68	156
Net Yards Passing	96	133
Passes Att.-Comp.-Int.	31-11-1	26-12-1
Total Offensive Plays	56	75
Total Net Yards	164	289
Average Gain Per Play	2.9	3.9
Fumbles: No.-Lost	2-0	2-0
Penalties: No.-Yards	5-55	8-71
Number of Punts-Yards	9-399	7-230
Average Per Punt	44.3	32.9
Punt Returns: No.-Yards	2-12	4-31
Kickoff Returns: No.-Yards	4-75	1-12
Interceptions: No.-Yards	1-0	1-15
Fumble Returns: No.-Yards	0-0	0-0
Possession Time	24:02	35:58
Third-Down Conversions	2-14	5-15
Fourth-Down Conversions	0-1	0-0
Sacks By: No.-Yards	1-7	2-13

INDIVIDUAL STATS

Rushing	Att.	Yds.
UCLA		
Drew	17	65
Harris	3	12
Olson	5	(-9)
Fresno State	Att.	Yds.
R. Davis	13	77
Wright	13	58
Sumlin	13	28
Pinegar	7	(-2)
Team	3	(-5)

Passing

	A-C-I	TD	Yds.
UCLA	31-11-1	1	96
Olson			
Fresno State	A-C-I	TD	Yds.
Pinegar	26-12-1	1	133

Receiving

	Att.	Yds.
UCLA		
Bragg	5	71
Cowan	3	16
Lewis	2	13
Drew	1	(-4)
Fresno State	Att.	Yds.
Wood	3	33
Berrian	2	1
Sumlin	1	44
Jennings	1	24
R. Davis	1	10
Spach	1	10
Jamison	1	7
Gilbert	1	4
Williams	1	0

DEFENSIVE LEADERS

Tackles (UA-A)

UCLA: Leisle 0-10, Ohaeri 3-6, McNeal 2-5, Lorier 1-6, Niusulu

0-7, Havner 0-7, Chillar 2-4.

FRESNO STATE: J. Sanders 6-3, Meza 6-3, Marshall 2-2, McGill

2-2, McIntyre 2-2, Dailey 1-3, Morris 1-2, Leonard 0-2

Interceptions-Yards


UCLA: Leisle 1-0

FRESNO STATE: Sanchez 1-15

Sacks-Yards

UCLA: Boschetti 1-7

FRESNO STATE: McIntyre 1-8, Morris 1-5





FRESNO STATE BOWL GAMES

MPC COMPUTERS BOWL

FRESNO STATE 37

VIRGINIA 34

Dec. 27, 2004 • Boise, Idaho

Score by Quarters	1	2	3	4	OT	Score
Virginia	14	7	3	7	3	34
Fresno State	7	3	7	14	6	37

Scoring Summary

UVA	Pearman, A	13 yd run (Hughes, C kick)
FS	Jennings	13 yd pass from Pinegar (Visintainer kick)
UVA	McGrew	7 yd pass from Hagans (Hughes, C kick)
UVA	Hagans	8 yd run (Hughes kick)
FS	Visintainer	49 yd field goal
FS	Jamison	22 yd pass from Pinegar (Visintainer kick)
UVA	Hughes	33 yd field goal
FS	Wood	22 yd pass from Pinegar (Visintainer kick)
UVA	Lundy	20 yd run (Hughes kick),
FS	Fairman	3 yd pass from Pinegar (Visintainer kick)
UVA	Hughes	26 yd field goal
FS	Spach	25 yd pass from Pinegar

Attendance: 28,156

BOISE, Idaho – Paul Pinegar shrugged off midseason criticism and kept throwing for touchdowns.

Pinegar had five TD passes, including the game-winning 25-yarder to Stephen Spach in overtime, as Fresno State beat No. 18 Virginia 37-34 in the MPC Computers Bowl on Monday.

“Winning feels great, especially against a Virginia team that has a great defense,” Pinegar said.

He was fabulous, completing 23 of 36 passes for 235 yards without an interception, helping the Bulldogs (9-3) erase a 21-7 second-quarter deficit and notch another win against a big-name team.

“We’ve got a lot of great teams in the WAC: Boise State, Hawaii, UTEP,” Pinegar said. “We’ve showed that we definitely can compete with some of the best teams in the nation.”

His five touchdown passes were a record for the game, formerly known as the Humanitarian Bowl.

Virginia got the first possession of overtime, taking a 34-31 lead on a 26-yard field goal by Connor Hughes.

It didn’t take Pinegar long to end it, though. He froze the defense with a play-action call and zipped a pass inside the 5 to Spach, who fought off a pair of would-be tacklers and dropped into the end zone.

The Bulldogs stormed off the sideline in celebration while the Cavaliers were left dazed.

“When you catch the ball in that situation, you’re just looking for the end zone,” Spach said. “You just keep on running. I knew I was really close.”

Virginia had things in hand after Wali Lundy followed his big blockers and rumbled across the blue turf at Boise State’s home field on a 20-yard TD run that put the Cavaliers up 31-24 with 6:20 remaining.

But Pinegar wasn’t finished. He started on the 17, turning to the ground game and working the clock to give Fresno State a chance to tie.

Wendell Mathis ran 22 yards to Virginia’s 25 and Bryson Sumlin reached the 15 on a 6-yard burst. On third-and-6 at the 10, Pinegar threaded a 7-yard pass into double coverage to tight end Duncan Reid, then spiked the ball to stop the clock at 28 seconds.

That put the ball at the 3, but soon the Bulldogs faced fourth-and-goal. Pinegar rolled right and connected with Jaron Fairman for a TD with 11 seconds to go.

“My last option was to tuck it and run, but that would have been tough sledding to get in,” Pinegar said. “Jaron made a great catch. After he caught it, they swiped at his arm but he did a great job to hold on.”

Brent Vinsintainer added the point after, and it was tied at 31.

“We never panicked when we were down 14 points,” said Pinegar, who was harshly criticized when Fresno State lost three straight games after a 3-0 start. “We knew we just needed to stop making mistakes.”

Pinegar is now 3-0 in bowl games as Fresno State’s quarterback.

Mathis ran for 126 yards on 15 carries, and Sumlin added 94 yards on 21 attempts. The Bulldogs established a second-half ground game after being outplayed by the bigger Cavaliers in the first half.

“In the first half, we were just a little bit out of sync,” Hill said. “It was a feeling-out process. I felt we were capable of moving the ball. At halftime, we talked about playing a physical game.”

Virginia quarterback Marques Hagans also had a great game, throwing for 162 yards on 18-of-30 passing with one TD. He ran for 85 yards and a TD, and his team’s best play was often a drop-back pass that morphed into a long scramble.



TEAM STATS

	UVA	FS
FIRST DOWNS	21	25
Rushing	12	9
Passing	7	14
Penalty	2	2
NET YARDS RUSHING	260	222
Rushing Attempts	36	38
Average Per Rush	7.2	5.8
Yards Gained Rushing	269	223
Yards Lost Rushing	9	1
NET YARDS PASSING	162	235
Comp.-Att.-Int	18-31-0	23-38-0
TOTAL OFFENSE YARDS	422	457
Total offense plays	67	76
Fumbles: No.-Lost	0-0	0-0
Penalties: No.-Yards	10-82	7-64
PUNTS-YARDS	4-128	5-178
Average Yds. Per Punt	32.0	35.6
Punt returns: No.-Yards	0-0	0-0
KICKOFFS-YARDS	6-393	5-287
Touchbacks	3	1
Kickoff returns: No.-Yds-TD	3-97-0	3-67-0
Average Per Return	32.3	22.3
Interceptions: No.-Yds	0-0	0-0
Possession Time	27:12	32:48
Third-Down Conversions	8-15	8-16
Fourth-Down Conversions	1-1	2-2
Red-Zone Scores-Chances	5-5	3-4
Sacks By: No.-Yards	1-0	1-2
Field Goals	2-2	1-1

Individual Stats

	Att.	Net Yds.	TD
Virginia			
Hagans, M	7	85	1
Lundy, W	14	63	1
Pearman, A	9	52	1
Snelling, J	5	46	0
Davis, B	1	14	0
Fresno State	Att.	Net Yds.	TD
Wendell Mathis	15	126	0
Bryson Sumlin	21	94	0
Paul Pinegar	2	2	0
Passing			
Virginia	A-C-I	TD	Yds.
Hagans, M	30-18-0	1	162
Lundy, W	1-0-0	0	0
Fresno State	A-C-I	Att.	Yds.
Paul Pinegar	36-23-0	5	235
Receiving			
Virginia	Att.	Yds.	TD
Miller, H	5	66	0
McGrew, M	4	30	1
Pearman, A	3	21	0
Mines, F	2	16	0
Snelling, J	2	10	0
Davis, B	1	15	0
Lundy, W	1	4	0
Fresno State	Att.	Yds.	TD
Joe Fernandez	5	12	0
Jermaine Jamison	4	46	1
Adam Jennings	4	43	1
Stephen Spach	2	29	1
Wendell Mathis	2	18	0
Matt Rivera	2	5	0
Mark Wood	1	22	1
Duncan Reid	1	7	0
Jaron Fairman	1	3	1
Paul Pinegar	1	(-10)	0
Defensive Leaders			
Tackles (UA-A)			
Virginia: Hardy, J. 7-6; Parham K. 2-9; Hamilton, M. 7-3.			
Fresno State: Dwayne Andrews 2-7; James Sanders 4-3; Todd Garcia 3-4.			
Sacks (No.-Yds.)			
Virginia: Schmidt 1-0.			
Fresno State: Todd Garcia 1-2			





FRESNO STATE BOWL GAMES

AUTOZONE LIBERTY BOWL

TULSA 31,

FRESNO STATE 24

Dec. 31, 2005 • Memphis, Tenn.

Score by Quarters	1	2	3	4	Score
Fresno State	7	7	3	7	24
Tulsa	0	17	0	14	31

Scoring Summary

FS	Mathis 6 yd run (Zimmerman kick)
TLS	Parrish 22 yd run (DeVault kick)
TLS	Adams 63 yd run (DeVault kick)
FS	Sumlin 25 yd run (Zimmerman kick)
TLS	DeVault 41 yd field goal
FS	Zimmerman 27 yd field goal
FS	Fernandez 21 yd pass from Pinegar (Zimmerman kick)
TLS	Davis 54 yd pass from Smith (DeVault kick)
TLS	Smith 4 yd run (DeVault kick)

Attendance: 54,894

MEMPHIS, Tenn. — Paul Smith ran four yards for the winning touchdown with 2:55 remaining and Tulsa's defense had two key fourth-quarter interceptions in a 31-24 victory over Fresno State in the Liberty Bowl on Saturday.

Smith, the game's MVP, finished 18-of-27 passing for 234 yards with a 54-yard touchdown pass to Ashlan Davis, but made his biggest play on the ground when he scrambled around three Fresno State defenders and into the end zone to secure Tulsa's first bowl victory since 1991.

Defensive back Anthony Germany set up that play by picking off Paul Pinegar's pass with just under 7 minutes remaining. Smith then led Tulsa on the decisive eight-play, 52-yard drive.

Fresno State (8-5) had one final chance to force overtime and Pinegar drove the Bulldogs to the Tulsa 42 before his pass toward the sideline was picked off by linebacker Nelson Coleman.

The Golden Hurricane (9-4) then ran out the clock and celebrated their first bowl victory since they beat San Diego State in the Freedom Bowl in 1991.

Tulsa had to come from behind to beat its former WAC rival in Fresno State, which was ranked as high as No. 16 in the nation back in November. Fresno State took a 24-17 lead on Pinegar's 21-yard touchdown pass to Joe Fernandez on the second play of the quarter.

The Golden Hurricane tied it at 24-24 two possessions later when Smith found Davis streaking behind the secondary for a 54-yard TD pass.

Tarrison Adams led Tulsa with 102 yards rushing, but most of that came on a 63-yard touchdown burst in the second quarter. That scoring run gave Tulsa its first lead at 14-7 and came about 4 minutes after teammate Uril Parrish tied it by running 22 yards for the Golden Hurricane's first touchdown.

Pinegar finished 19-of-30 passing for 213 yards with one touchdown and two interceptions, while Wendell Mathis had 117 yards rushing and his WAC-best 15th rushing touchdown of the season for Fresno State.

Pinegar also was denied in his attempt to become the first quarterback to go 4-0 as a starter in bowl games.

The former WAC rivals traded field goals in the second and third quarters, with Brad DeVault kicking a 41-yarder on the final play of the first half to give Tulsa a 17-14 halftime lead. Fresno State tied it at 17 on Kyle Zimmerman's 27-yard field goal early in the third.

Fresno State backup Bryson Sumlin had a 25-yard TD run late in the first half.

The game was sponsored by AutoZone.



Team Stats

	FS	TLS
FIRST DOWNS	22	20
Rushing	11	9
Passing	11	10
Penalty	0	1
NET YARDS RUSHING	208	196
Rushing Attempts	47	28
Average Per Rush	4.4	7.0
Yards Gained Rushing	225	209
Yards Lost Rushing	17	13
NET YARDS PASSING	213	234
Comp.-Att.-Int	19-30-2	18-27-0
TOTAL OFFENSE YARDS	421	430
Total offense plays	77	55
Fumbles: No.-Lost	1-0	1-1
Penalties: No.-Yards	5-35	2-10
PUNTS-YARDS	3-103	4-161
Average Yds Per Punt	34.3	40.2
Punt returns: No.-Yds	2-6	0-0
KICKOFFS-YARDS	5-278	5-277
Touchbacks	1	1
Kickoff returns: No.-Yds	3-79-0	3-49-0
Average Per Return	26.3	16.3
Interceptions: No.-Yds	0-0-0	2-1-0
Possession Time	38:20	21:40
Third-Down Conversions	11-18	4-9
Fourth-Down Conversions	1-2	0-1
Red-Zone Scores-Chances	2-4	1-1
Sacks By: Number-Yards	0-0	0-0
Field Goals	1-2	1-1

Individual Stats

Rushing	Att.	Net Yds.	TD
Fresno State			
Wendell Mathis	31	117	1
Bryson Sumlin	11	57	1
Paul Pinegar	3	27	0
Matt Rivera	2	7	0

Tulsa	Att.	Net Yds.	TD
Adams, Tarrison	11	102	1
Parrish, Uril	9	51	1
Smith, Paul	7	45	1

Passing	A-C-I	Att.	Yds.
Fresno State			
Paul Pinegar	30-19-2	1	213

Tulsa	A-C-I	Att.	Yds.
Smith, Paul	27-18-0	1	234

Receiving	Att.	Yds.	TD
Fresno State			
Jaron Fairman	6	73	0
Paul Williams	3	47	0
Joe Fernandez	2	25	1
Adam Jennings	2	20	0
Bear Pascoe	2	10	0
Matt Rivera	1	19	0
Wendell Mathis	1	13	0
Jesus Tapia	1	6	0
J. Jamison	1	0	0

Tulsa	Att.	Yds.	TD
Davis, Ashlan	8	128	1
Mills, Garrett	4	52	0
Parrish, Uril	3	19	0
Adams, Tarrison	2	29	0
Keopple, Landon	1	6	0

Defensive Leaders

Tackles (UA-A)	
Fresno State: Emanuel Sanchez 5-7; Dwayne Andrews 5-5; Rich Marshall 6-1; Alan Goodwin 2-4.	
Tulsa: Nelson Coleman 5-9; Nick Graham 8-4; C. Chamberlain 7-4; Nick Bunting 4-4.	
Sacks (No.-Yds.)	
Fresno State: None.	
Tulsa: None.	





FRESNO STATE BOWL GAMES

ROADY'S HUMANITARIAN BOWL

FRESNO STATE 40,
GEORGIA TECH 28
Dec. 31, 2007 • Boise, Idaho

Score by Quarters	1	2	3	4	Score
Fresno State	3	17	14	6	40
Georgia Tech	7	0	14	7	28

Scoring Summary

GT	DThomas 35 yd pass from T. Bennett (T. Bell kick)
FS	Stitser, Clint 21 yd field goal
FS	Moore, Marlon 6 yd run (Stitser, Clint kick)
FS	Lubinsky, Drew 3 yd pass from Brandstater, T. (Stitser, Clint kick)
FS	Stitser, Clint 39 yd field goal
FS	Smith, Clifton 43 yd run (Stitser, Clint kick)
GT	J. Dwyer 36 yd run (T. Bell kick)
FS	Brandstater, T 24 yd run (Stitser, Clint kick)
GT	J. Dwyer 2 yd run (T. Bell kick)
GT	D.J. Donley 20 yd pass from C. Booker (T. Bell kick)
FS	Smith, Clifton 32 yd run (Brandstater, T pass failed)

Attendance: 27,062

BOISE, Idaho – Fresno State capped a terrific season by adding Georgia Tech - again - to their list of conquests from BCS conferences.

Clifton Smith rushed for 152 yards and two touchdowns, Tom Brandstater threw for a score and ran for another and the Bulldogs beat Georgia Tech 40-28 in the Humanitarian Bowl.

It's Fresno State's second bowl win over Georgia Tech, after beating the Yellow Jackets 30-21 in the 2002 Silicon Valley Football Classic, and it made the Bulldogs 3-0 against the ACC in bowls. Fresno State has won four of its last five bowl games, all four wins coming against teams from the six conferences with automatic bids to the Bowl Championship Series.

Fresno State scored 27 consecutive points after Tech jumped ahead 7-0, and rolled up 571 yards of total offense, the most allowed by the Yellow Jackets this season. Georgia Tech, which led the country in sacks with 47, never got to Brandstater.

Brandstater was Tech's biggest problem early on, before Smith took over with 135 yards rushing in the second half and both of his TDs. Brandstater even added a 24-yard TD run in the third quarter, behind an escort from tight end Bear Pascoe.

But it was his first half that was most impressive, when Brandstater directed scoring drives of 82, 90 and 91 yards, and the Bulldogs scored 17 points in the second quarter, including 10 in the final 2 minutes.

Brandstater, who finished 23 of 30 passing, threw a 3-yard TD pass to Drew Lubinsky with 1:54 left in the half, the first catch of the junior's college career.

Georgia Tech drove to the Fresno State 47, but on fourth down with 23 seconds left, quarterback Taylor Bennett was sacked. Brandstater then completed three straight passes and Clint Stitser kicked a 39-yard field goal, his second of the half, to give the Bulldogs a 20-7 lead. Smith then started the second half with a 43-yard TD run to give Fresno State a 27-7 lead.

Backup quarterback Calvin Booker, in for injured starter Taylor Bennett, threw a towering jump ball that D.J. Donley wrestled from Fresno State defensive backs Moses Harris and Damion Owens, pulling the Yellow Jackets within six with 13:06 left.

Brandstater tried to answer, leading the Bulldogs inside the Tech 10. But wide receiver Marlon Moore, who scored on a 6-yard run in the first half, fumbled on a hit by safety Joe Gaston. After Darryl Richard recovered, the Bulldogs' defense held and Smith capped his career-best day with a 32-yard sprint with 1:50 remaining.

TEAM STATS

	GT	FS
FIRST DOWNS	23	29
Rushing	10	16
Passing	11	11
Penalty	2	2
NET YARDS RUSHING	161	286
Rushing Attempts	40	42
Average Per Rush	4.0	6.8
NET YARDS PASSING	218	285
Completions-Attempts-Int	17-32-1	23-31-0
TOTAL OFFENSE YARDS	379	571
Total offense plays	72	73
Average Gain Per Play	5.3	7.8
Fumbles: Number-Lost	1-0	2-1
Penalties: Number-Yards	8-62	10-80
PUNTS-YARDS	4-151	2-24
Average Yards Per Punt	37.8	12.0
Net Yards Per Punt	37.8	7.0
KICKOFFS-YARDS	5-310	7-413
Punt returns: Number-Yards-TD	1-10-0	0-0-0
Average Per Return	10.0	0.0
Kickoff returns: Number-Yds-TD	7-60-0	5-125-0
Average Per Return	8.6	25.0
Interceptions: Number-Yds-TD	0-0-0	1-0-0
Possession Time	26:31	33:29
Third-Down Conversions	10 of 16	8 of 11
Fourth-Down Conversions	1 of 2	0 of 0
Red-Zone Scores-Chances	2-2	3-4
Sacks By: Number-Yards	0-0	3-23

INDIVIDUAL STATS

Rushing			
Georgia Tech	Att.	Net Yds.	TD
Choice, T.	12	69	0
Dwyer, J.	12	62	2
Nesbitt, J.	6	37	0

Fresno State	Att.	Net Yds.	TD
Smith, Clifton	18	152	2
Harding, Anthony	11	46	0
Brandstater, Tom	3	40	1
Miller, Lonyae	7	38	0
Moore, Marlon	2	11	1

Passing			
Georgia Tech	A-C-I	TD	Yds.
Bennett, T.	9-15-0	1	91
Booker, C.	7-15-1	1	116

Fresno State	A-C-I	TD	Yds.
Brandstater, Tom	23-30-0	1	285

Receiving			
Georgia Tech	Att.	Yds.	TD
Thomas, D.	4	69	1
Johnson, J.	4	61	0
Smith, G.	3	45	0
Donley, D.J.	3	33	1
Fresno State	Att.	Yds.	TD
Moore, Marlon	7	80	0
Pascoe, Bear	6	72	0
Smith, Clifton	4	57	0
Ajirrotutu, Seyi	2	39	0
Crawley, Jason	1	15	0
Tapia, Jesus	1	10	0
Hamler, Jamel	1	9	0
Lubinsky, Drew	1	3	1

DEFENSIVE LEADERS

Tackles (UA-A)	
GEORGIA TECH: Wheeler, P 6-5; Guyton, G 5-5; Lewis, J 5-3; Jones, D 5-2.	
FRESNO STATE: Riley, Marcus 5-4; Jacobs, Ben 2-7; Haynes, Marvin 3-5; Clutts, Tyler 6-1.	
Sacks (No.-Yds.)	
GEORGIA TECH: None.	
FRESNO STATE: Clutts, Tyler 2-13; Monga, Jon 1-10.	





FRESNO STATE BOWL GAMES

NEW MEXICO BOWL 1

COLORADO STATE 40,

FRESNO STATE 35

Dec. 20, 2008 • Albuquerque, N.M.

Score by Quarters	1	2	3	4	Score
Colorado State	10	10	0	20	40
Fresno State	14	7	7	7	35

Scoring Summary

FS	Miller, Lonyae 1 yd run (Goessling, K. kick)
CSU	Stucker, Grant 18 yd run (Smith, Jason kick)
FS	Harding, A. 2 yd run (Goessling, K. kick)
CSU	Smith, Jason 29 yd field goal
CSU	Smith, Jason 22 yd field goal
FS	Miller, Lonyae 69 yd run (Goessling, K. kick)
CSU	Sperry, Kory 22 yd pass from Farris, Billy (Smith, Jason kick)
FS	Harding, A. 2 yd run (Goessling, K. kick)
CSU	Johnson, Gartre 1 yd run (Johnson, Gartre rush failed)
CSU	Greer, Rashaun 69 yd pass from Farris, Billy (Smith, Jason kick)
CSU	Johnson, Gartre 77 yd run (Smith, Jason kick)
FS	Skidmore, Ryan 7 yd pass from Brandstater, T. (Goessling, K. kick)



ALBUQUERQUE, N.M. -- Fresno State had two backs each rush for 100 yards and two touchdowns, but Bulldog miscues in the final quarter saw Colorado State outscore the Bulldogs 20-7 and win 40-35.

The Dogs couldn't find an answer for Ram back Gartrell Johnson, who rushed for a career-high 285 yards and scored two touchdowns.

The Rams (7-6) took their first lead at 33-28 when Billy Farris threw a 69-yard TD to Rashaun Greer with seven minutes left. Fresno State cornerback Sharrod Davis took a big chance but whiffed on his attempt to bat the ball. Greer made the catch at the 30 and went untouched into the end zone.

The loss also spoiled big rushing efforts by Anthony Harding and Lonyae Miller, who each scored twice. Harding finished with 120 yards rushing, and Miller added 113. Fresno State got within 40-35 with 55 seconds to go when Tom Brandstater threw a 7-yard pass to Ryan Skidmore. But Colorado State's Kyle Bell had no trouble fielding the ensuing onside kick.

The loss capped a rough season for the injury-depleted Bulldogs (7-6), who talked in fall workouts about a possible Bowl Championship Series run. They led 28-20 early in the fourth quarter.

Johnson was named most valuable offensive player in front of 24,735 fans.

This was the second bowl game of the bowl season.

He broke a 57-yard run in the first quarter and went another 57 yards on a shovel pass from Farris in the second, leaving defenders reaching for the dreadlocks tumbling out of his helmet.

Johnson, who averaged 99 yards rushing this season, had 97 by the end of the first quarter. He went wild against a young Fresno State defense that had allowed 197 yards rushing per game.

The Rams trailed 21-20 after 6-foot-6 Kory Sperry caught a perfectly placed ball from Farris and beat two defenders in the corner of the end zone with two seconds remaining in the first half.

The Bulldogs played without six starters--four on defense--who were lost for the season. But they were in control most of the way. Miller scored Fresno State's first TD on a 1-yard plunge. Then he bounced outside for a 69-yard TD run to put the Bulldogs up 21-13 late in the second quarter.

The Bulldogs were playing in their ninth bowl game in the last 10 years. Only 16 other schools playing in bowl games this season have been as successful.

TEAM STATS

	FS	CSU
FIRST DOWNS	22	20
Rushing	12	12
Passing	9	7
Penalty	1	1
NET YARDS RUSHING	362	248
Rushing Attempts	39	39
Average Per Rush	9.3	6.4
Rushing Touchdowns	3	4
NET YARDS PASSING	257	186
Completions-Attempts-Int	17-30-1	13-23-1
Average Per Attempt	8.6	8.1
Average Per Completion	15.1	14.3
Passing Touchdowns	2	1
TOTAL OFFENSE YARDS	619	434
Total offense plays	69	62
Average Gain Per Play	9.0	7.0
Fumbles: Number-Lost	3-0	0-0
Penalties: Number-Yards	6-60	3-25
PUNTS-YARDS	2-84	5-217
KICKOFFS-YARDS	8-534	5-320
Kickoff returns: Number-Yds-TD	5-87-0	4-96-0
Average Per Return	17.4	24.0
Interceptions: Number-Yds-TD	1-15-0	1-26-0
Possession Time	31:49	28:11
Third-Down Conversions	8 of 14	5 of 11
Fourth-Down Conversions	0 of 1	0 of 0
Red-Zone Scores-Chances	4-4	4-4
Sacks By: Number-Yards	0-0	1-4

INDIVIDUAL STATS

Rushing	Att.	Net Yds.	TD
Colorado State			
Johnson, G.	27	285	2
Morton, D.	3	41	0
Stucker, G.	2	6	0
Mosure, J.	2	17	0
Bell, K.	2	6	0
Farris, B.	3	-1	0
Fresno State			
Harding, Anthony	18	120	2
Miller, Lonyae	13	113	2
Mathews, Ryan	4	13	0
Wylie, Devon	1	6	0
Brandstater, Tom	2	4	0
West, Chastin	1	-8	0


Passing	A-C-I	TD	Yds.
Colorado State			
Farris, B.	29-17-1	2	257
Borcky, T.J.	1-0-0	0	0
Fresno State			
Brandstater, Tom	23-13-1	1	186

Receiving	Att.	Yds.	TD
Colorado State			
Johnson, G.	5	90	0
Pauga, Z.	4	36	0
Morton, D.	3	29	0
Greer, R.	1	69	1
Sperry, K.	1	22	1
Fresno State			
Ajirotutu, Seyi	3	81	0
Pascoe, Bear	3	39	0
Moore, Marlon	3	25	0
Evans, Rashad	1	28	0
Harding, Anthony	1	8	0
Skidmore, Ryan	1	7	1

DEFENSIVE LEADERS

Tackles (UA-A)
 COLORADO STATE: Brewer, R. 6-4; Galusha, J. 7-2; Pagnotta, M. 6-3; Sisson, M. 3-3; Oppenheer, N. 3-3; Horinek, J. 2-2; Clark, J. 1-3; Owens, B. 2-0.
 FRESNO STATE: Carter, C. 2-7; Plummer, S. 4-4; Bell, L. 3-5; Jacobs, B. 3-4; Herron, N. 1-6; Dunn, D. 2-4; Harris, M. 2-3; Ike, I. 2-2; Davis, S. 1-3; Jorde, J. 3-0.

Sacks (No.-Yds.)
 COLORADO STATE: None
 FRESNO STATE: Ike, I. 1.0-4





FRESNO STATE BOWL GAMES

NEW MEXICO BOWL 2

WYOMING 35,

FRESNO STATE 28

Dec. 19, 2009 • Albuquerque, N.M.

Score by Quarters	1	2	3	4	2OT	Score
Wyoming	7	7	3	11	7	35
Fresno State	0	14	7	7	0	28



Scoring Summary

WY	ALEXANDER, A. 68 yd run (WATTS, Ian kick)
FS	Mathews, Ryan 4 yd run (Goessling, K. kick)
WY	BOLLING, Greg 21 yd pass from CARTA-SAMUELS,A (WATTS, Ian Kick)
FS	Hamler, Jamel 10 yd pass from Colburn, Ryan (Goessling, K. kick)
FS	Hamler, Jamel 43 yd pass from West, Chastin (Goessling, K. kick)
WY	WATTS, Ian 40 yd field goal
FS	Mathews, Ryan 5 yd run (Goessling, K. kick)
WY	LEONARD, David 11 yd pass from CARTA-SAMUELS,A (BOLLING, Greg pass from CARTA-SAMUELS,A)
WY	WATTS, Ian 37 yd field goal
WY	LEONARD, David 13 yd pass from CARTA-SAMUELS,A (WATTS, Ian kick)

ALBUQUERQUE, N.M. – Freshman Austyn Carta-Samuels threw three touchdown passes, the last a 13-yarder to David Leonard in the second overtime Saturday, and Wyoming beat Fresno State 35-28 in the New Mexico Bowl.

The first of 34 bowls was a high-scoring matchup that was decided by defense.

Wyoming (7-6) stopped the nation's leading rusher, Fresno State's Ryan Mathews, on three rushing attempts from the 1 in the first overtime. The Bulldogs (8-5) tried a quarterback sneak on fourth down and came up short.

The Cowboys scored on the first possession in double overtime, then held Fresno State on downs.

The Bulldogs were playing in their 10th bowl game in the last 11 seasons and for the second straight year played in the New Mexico Bowl.

Game Notes:

- Fresno State made its 10th bowl appearance in the last 11 seasons.
- Ryan Mathews scored his 37th and 38th career rushing touchdowns in the game, tying a New Mexico Bowl record for most rushing TDs in game. His first tied the game at 7-7 with a 4-yard run. That followed a big fourth down conversion in which Mathews reeled off a 29-yard run to put the ball at the 4 yard line. His touchdown extended his career school record.
- Mathews posted his 11th 100-yard rushing game of the season, most by a back in school history and tying the WAC record set in 2000 by LaDainian Tomlinson of TCU.
- On the day, Mathews had 144 yards on 31 carries. He finishes his third season at Fresno State second for career rushing with 3,280 yards on 530 carries with 38 TDs to average 6.2 yards per carry. Mathews ran for 1,808 yards in 2009, surpassing Rodney Davis's record of 1,586 by 222 yards.
- In the WAC record book, Mathews finishes fourth in single season rushing yards, 16th all-time in career rushing yards and 12th in rushing touchdowns.
- Jamel Hamler's two-touchdown game gives him four in the last four games. Two of those touchdowns were acrobatic, as he scored with 2 seconds remaining against Illinois as he stretched the ball across the goal line and then a leaping catch against Wyoming and landing with his feet in bounds. Replays on both plays proved touchdowns were the correct calls on the field. He added his second TD of the game on a reverse pass from fellow receiver Chastin West.
- Hamler's two touchdowns tied a New Mexico Bowl record for most in a game, held by five other players in including teammates Lonyae Miller (2008), Anthony Harding (2008) and Ryan Mathews (2009).
- Ben Jacob's blocked kick at the end of the half of a 50-yard field goal attempt by the Cowboys was the fifth of his career. It was Fresno State's fifth of the season, 84th of the Pat Hill era and the 49th since 2002, most in the nation. It was the second on New Mexico Bowl history.
- Chastin West completed his first pass attempt of his career, a 43-yard pass to Jamel Hamler on Fresno State's first drive of the third quarter to give the Dogs their first lead of the game, 21-14.
- Junior Chris Lewis got his first career interception and had a 27-yard interception return, breaking a New Mexico Bowl game record for most return yards on an interception. His interception was tipped by Cornell Banks and he returned to the Wyoming 6 yard line. Mathews scored two plays later to give the Dogs a 28-17 lead.
- Senior Wilson Ramos made his first quarterback sack of the season, UW dropping quarterback Austyn Carta-Samuels in the third quarter.
- The game was the first overtime game in New Mexico Bowl history and Fresno State's second double-overtime game in the 2009 season.

TEAM STATS

	FS	WY
FIRST DOWNS	19	26
Rushing	10	14
Passing	8	11
Penalty	1	1
NET YARDS RUSHING	197	234
Rushing Attempts	44	50
Average Per Rush	4.5	4.7
Rushing Touchdowns	2	1
Yards Gained Rushing	206	271
Yards Lost Rushing	9	37
NET YARDS PASSING	169	204
C-A-I	14-20-0	18-33-1
Average Per Attempt	8.4	6.2
Average Per Completion	12.1	11.3
Passing Touchdowns	2	3
TOTAL OFFENSE YARDS	366	438
Total offense plays	64	83
Average Gain Per Play	5.7	5.3
Fumbles: Number-Lost	2-2	1-0
Penalties: Number-Yards	5-61	3-19
PUNTS-YARDS	3-139	3-112
Average Yards Per Punt	46.3	37.3
Net Yards Per Punt	38.0	38.0
Inside 20	1	1
50+ Yards	1	0
Touchbacks	1	0
Fair catch	0	0
KICKOFFS-YARDS	5-335	6-345
Average Yards Per Return	67.0	57.5
Net Yards Per Kickoff	51.6	39.3
Touchbacks	1	0
Punt returns: #-Yards-TD	2--2-0	1-5-0
Average Per Return	-1.0	5.0
Kickoff returns: #-Yds-TD	5-109-0	3-57-0
Average Per Return	21.8	19.0
Interceptions: #-Yds-TD	1-27-0	0-0-0
Fumble Returns: #-Yds-TD	0-0-0	0-0-0
Miscellaneous Yards	0	0
Possession Time	26:47	33:13
1st Quarter	7:46	7:14
2nd Quarter	7:06	7:54
3rd Quarter	8:42	6:18
4th Quarter	3:13	11:47
OT Quarter	0:00	0:00
Third-Down Conversions	2 of 10	9 of 20
Fourth-Down Conversions	2 of 4	4 of 4
Red-Zone Scores-Chances	3-5	2-2
Sacks By: Number-Yards	2-9	3-5
PAT Kicks	4-4	3-3
Field Goals	0-0	2-4





FRESNO STATE BOWL GAMES

uDROVE HUMANITARIAN BOWL

NORTHERN ILLINOIS 40,

FRESNO STATE 17

Dec. 18, 2010 • Boise, Idaho

Score by Quarters	1	2	3	4	Score
Northern Illinois	6	17	10	7	40
Fresno State	7	3	0	7	17

SCORING SUMMARY

FS	Hamler, Jamel 11 yd pass from Colburn, Ryan (Goessling, kick)
NIU	HARNISH, Chand 7 yd run (CKLAMOVSKI, M kick failed)
NIU	HARNISH, Chand 28 yd run (CKLAMOVSKI, M kick)
NIU	CKLAMOVSKI, M 45 yd field goal
FS	Goessling, 45 yd field goal
NIU	SKARB, Kyle 22 yd pass from HARNISH, Chand (CKLAMOVSKI, M kick)
NIU	CKLAMOVSKI, M 51 yd field goal
NIU	SPANN, Chad 18 yd run (CKLAMOVSKI, M kick)
NIU	SPANN, Chad 8 yd run (CKLAMOVSKI, M kick)
FS	Evans, Rashad 11 yd pass from Colburn, Ryan (Goessling, kick)

BOISE, Idaho--The Dogs got out to a fast start in the first quarter, forcing the Huskies to turn the ball over on downs on their opening possession. The Bulldogs responded with a 69-yard scoring drive, capped by Colburn's 11-yard scoring strike to Jamel Hamler, who was named the Most Valuable Player for Fresno State.

Colburn was 28-for-38 on the night and threw for two touchdowns.

The Bulldogs finished the 2010 season with an 8-5 record and made its 11th bowl appearance in 12 seasons. Overall, the 'Dogs have played in 24 bowl games in school history.

Freshman Jalen Saunders recorded a career-high 58 yards on five carries for the most rushing yards of the night. His longest rush was 19-yards.

Kicker Kevin Goessling hit a field goal, his 21st of the season, from 45-yards.



Team Stats	NIU	FS
FIRST DOWNS	22	26
Rushing	7	5
Passing	14	17
Penalty	1	4
NET YARDS RUSHING	203	74
Rushing Attempts	28	35
Avg. Per Rush	7.2	2.1
Rushing Touchdowns	4	0
Yards Gained Rushing	208	120
Yards Lost Rushing	5	46
NET YARDS PASSING	300	288
C-A-I	17-27-028-38-0	
Avg. Per Attempt	11.1	7.6
Avg. Per Completion	17.6	10.3
Passing Touchdowns	1	2
TOTAL OFFENSE YARDS	503	362
Total offense plays	55	73
Average Gain Per Play	9.1	5.0
Fumbles: Number-Lost	1-0	2-1
Penalties: Number-Yards	6-65	4-43
PUNTS-YARDS	0-0	3-91
Average Yards Per Punt	0.0	30.3
Net Yards Per Punt	0.0	30.3
Inside 20	0	1
50+ Yards	0	0
Touchbacks	0	0
Fair catch	0	2
KICKOFFS-YARDS	8-529	4-257
Avg. Yards Per Kickoff	66.1	64.2
Interceptions: Number-Yds-TD	0-0-0	0-0-0
Fumble Returns: Number-Yds-TD	0-0-0	0-0-0
Miscellaneous Yards	0	0
Possession Time	24:07	35:53
1st Quarter	6:02	8:58
2nd Quarter	6:23	8:37
3rd Quarter	6:07	8:53
4th Quarter	5:35	9:25
Third-Down Conversions	2 of 6	6 of 15
Fourth-Down Conversions	0 of 2	1 of 3
Red-Zone Scores-Chances	3-3	2-3
Touchdowns	3-3	2-3
Field goals	0-3	0-3
Sacks By: Number-Yards	6-36	0-0
PAT Kicks	4-5	2-2
Field Goals	2-2	1-2





FRESNO STATE BOWL GAMES

SHERATON HAWAI'I BOWL

SMU 43

FRESNO STATE 10

Dec. 24, 2012 • Honolulu, Hawai'i (Aloha Stadium)

Score by Quarters	1	2	3	4	Score
Fresno State (9-4, 7-1 MW)	0	0	7	3	10
SMU (7-6, 5-3 C-USA)	0	22	7	14	43



SCORING SUMMARY

					Drive	Time	Score
SMU	2nd	14:07	GILBERT, G. 17 yd run (HOVER kick)		5-93	2:26	0-7
SMU	2nd	12:16	HOVER, Chase 30 yd field goal		4-3	0:56	0-10
SMU	2nd	10:50	HUNT, Margus safety		--	--	0-12
SMU	2nd	05:24	LINE, Zach 8 yd run (HOVER kick)		11-67	5:18	0-19
SMU	2nd	01:37	HOVER, Chase 48 yd field goal		4--5	2:11	0-22
FS	3rd	10:21	ADAMS, Davante 6 yd pass from CARR, Derek (BRESHEARS kick)		3-15	1:05	7-22
SMU	3rd	07:01	JOHNSON, Darius 21 yd pass from GILBERT, G. (HOVER kick)		7-75	3:20	7-29
FS	4th	13:21	BRESHEARS, Quen 32 yd field goal		7-72	1:30	10-29
SMU	4th	09:05	REED, Taylor 69 yd interception return (HOVER kick)		--	--	10-36
SMU	4th	01:14	GREENBAUER, H. 83 yd interception return (HOVER kick)		--	--	10-43

HONOLULU- The SMU Mustangs denied the Fresno State football team a chance at registering its first 10-win season since 2001, as they defeated the Bulldogs 43-10 Monday in the 2012 Sheraton Hawai'i Bowl at Hawaiian Airlines Field at Aloha Stadium.

The loss ends Fresno State's five-game winning streak it carried with them after capturing the Mountain West title in its first season in the league. The Bulldogs end the season with a 9-4 overall record while SMU finished 7-6.

"I was surprised, I thought it was going to be a very competitive game," said head coach Tim DeRuyter, who already had become the winningest first-year coach in Fresno State history. "People were talking about the explosive offensives, but we thought both defenses were pretty good and it was going to come down to take-aways. They are a well-coached team, got good players and out-played us today."

SMU's defense out powered the Bulldog offense, forcing the 'Dogs to turn the ball over four times and sacking Derek Carr seven times. Margus Hunt, the SMU MVP of the Sheraton Hawai'i Bowl, had two of those sacks, one of which was in the end zone for a safety and he forced a fumble on the other.

The seven sacks Fresno State allowed in the game were the most all year. The Bulldogs had five sacks of their own, which was the third time this year they registered five sacks in a game.

"We got to protect better, but give SMU all the credit they did a heck of a job," DeRuyter said. "I thought in the first half [Hunt] was clearly a problem for us. He did a heck of a job and was a beast to be blocked."

The Mustangs held a 22-0 lead at the half. Fresno State, set up by a 50-yard interception return by Sean Alston, got on the board early in the third with a Carr six-yard touchdown pass to Davante Adams.

However, SMU countered on the drive after that with a seven-play, 75-yard touchdown drive to take the wind out of the Bulldogs' sail.

Carr finished the game completing 33-of-54 passes for 362 yards and one touchdown with two interceptions. He set a new Mountain West single-season record for passing yards with 4,104, which is just the second 4,000-yard passing season in school history.

"We got humbled. Sometimes I guess you don't want to say that, but you may need that," Carr said. "I know this gives us something to work for in the offseason. I can't wait to move on from this one and get going."

Adams' touchdown gave him a TD reception in eight-straight games to end the year. He tied Henry Ellard's record set back in 1982 for consecutive games with a touchdown.

Adams was named the Bulldog MVP of the Sheraton Hawai'i Bowl. He finished the game with 13 catches for 144 yards and the one touchdown. This was his third-straight 100-yard receiving game and sixth this year, which ties for the third-most in Bulldog history.

The Bulldog defense, which has already recorded the biggest turnover turnaround from one year to the next, got two turnovers in the game. Alston was responsible for both, picking off two passes and he extended Fresno State's streak to 11-straight games with a pick. That is the longest active streak in the FBS.

DeRuyter said the Bulldogs will now be able to build off this season and use this loss to relight the team's fire going into the offseason.

"We challenged our returning guys to use this as motivation for next year, we are not where we need to be," DeRuyter said. "I hate that this obviously takes a little bit of the shine of this season that we didn't finish the way we wanted to, especially for these seniors, but I'm sure this is motivation for these guys."



Team Stats	FS	SMU
FIRST DOWNS	21	15
Rushing	3	9
Passing	18	6
Penalty	0	0
NET YARDS RUSHING	-16	169
Rushing Attempts	22	37
Avg. Per Rush	-0.7	4.6
Rushing Touchdowns	0	2
Yards Gained Rushing	51	199
Yards Lost Rushing	67	30
NET YARDS PASSING	362	212
C-A-I	33-55-2	14-28-2
Avg. Per Attempt	6.6	7.6
Avg. Per Completion	11.0	15.1
Passing Touchdowns	1	1
TOTAL OFFENSE YARDS	346	381
Total offense plays	77	65
Average Gain Per Play	4.5	5.9
Fumbles: Number-Lost	2-2	1-0
Penalties: Number-Yards	3-15	3-15
PUNTS-YARDS	6-288	5-179
Average Yards Per Punt	38.0	35.8
Net Yards Per Punt	32.2	35.8
Inside 20	2	3
50+ Yards	0	0
Touchbacks	0	0
Fair catch	2	3
KICKOFFS-YARDS	4-259	8-495
Avg. Yards Per Kickoff	64.8	61.9
Punt Returns: #-Yds-TD	0-0-0	2-35-0
Kickoff Returns: #-Yds-TD	7-139-0	1-17-0
Interceptions: #-Yds-TD	2-50-0	2-152-2
Fumble Returns: #-Yds-TD	0-0-0	2-32-0
Miscellaneous Yards	0	0
Possession Time	26:41	33:19
1st Quarter	6:29	8:31
2nd Quarter	5:34	9:26
3rd Quarter	5:44	9:16
4th Quarter	8:54	6:06
Third-Down Conversions	4-of-14	8-of-17
Fourth-Down Conversions	0-of-2	0-of-0
Red-Zone Scores-Chances	2-of-3	4-of-4
Touchdowns	1-of-3	2-of-4
Field goals	1-of-3	2-of-4
Sacks By: Number-Yards	5-24	7-53
PAT Kicks	1-of-1	5-of-5
Field Goals	1-of-1	2-of-3





FRESNO STATE BOWL GAMES

ROYAL PURPLE LAS VEGAS BOWL

No. 21/20 FRESNO STATE 20

USC 45

Dec. 21, 2013 • Las Vegas, Nev. (Sam Boyd Stadium)

Score by Quarters	1	2	3	4	Score
Fresno State (11-2, 7-1 MW)	6	0	7	7	20
USC (10-4, 6-3 Pac-12)	14	21	3	7	45



SCORING SUMMARY

					Drive	Time	Score
USC	1st	08:54	Lee, M. 10 yd pass from Kessler, C. (Heidari kick)		12-65	6:06	0-7
FS	1st	08:33	BURSE, I. 8 yd pass from CARR, D. (MCGUIRE kick blocked)		3-33	0:21	6-7
USC	1st	06:22	Agholor, N. 40 yd pass from Kessler, C. (Heidari kick)		5-65	2:11	6-14
USC	2nd	09:05	Agholor, N. 17 yd pass from Kessler, C. (Heidari kick)		9-65	5:19	6-21
USC	2nd	07:27	Allen, J. 24 yd run (Heidari kick)		2-30	0:47	6-28
USC	2nd	00:37	Lee, M. 40 yd pass from Kessler, C. (Heidari kick)		6-88	3:41	6-35
FS	3rd	11:42	ADAMS, D. 23 yd pass from CARR, D. (MCGUIRE kick)		6-37	1:54	13-35
USC	3rd	06:44	Heidari, Andre 39 yd field goal		9-48	4:51	13-38
FS	4th	14:40	SMITH, D. 41 yd interception return (MCGUIRE kick)		--	--	20-38
USC	4th	04:44	Allen, J. 1 yd run (Heidari kick)		12-80	7:14	20-45



LAS VEGAS - USC scored five first-half touchdowns to open up a 29-point point lead and cruised to a 45-20 win over the 21st-ranked Fresno State Bulldogs at Sam Boyd Stadium in the 2013 Royal Purple Las Vegas Bowl.

"Clearly early in the game, we didn't make enough plays to get into a rhythm," head coach Tim DeRuyter said. "We have a lot of respect for USC, they have a lot of good players and are really well coached. They came out very inspired today and you have to give coach [Clay] Helton credit."

Despite losing its fifth-straight bowl game, Fresno State's season is still one of the greatest in school history. The Bulldogs close the year with an 11-2 record, tying the school record for

victories.

"This team won 11 ball games and won a second-straight conference championship," DeRuyter said. "I know in my heart that we had a really fine football team and I'm very proud of them. We didn't play our best game today and that goes on me, I got to do a better job getting our guys ready."

Trojan quarterback Cody Kessler set new career-highs with 344 yards passing and four touchdowns to lead USC in its victory. The Trojans (10-4) racked up 487 total yards against the Bulldogs.

Fresno State's offense struggled against the USC defense that came into the game ranked 16th nationally in total defense. The 'Dogs only converted 2-of-14 third-down attempts and finished with 254 total yards, the lowest output of the season.

"They're a good defense for a reason," DeRuyter said. "They're physically very, very good and did a nice job mixing things up."

Bulldog safety Derron Smith, a two-time first-team All-Mountain West selection, led Fresno State on the day. He set a new career-high with 18 tackles and had an interception that he returned 41 yards for a touchdown. It was his seventh pick of the season and 14th of his career.

"Schematically wise, they don't do anything too confusing, they just have a lot of athletes all over the field," Smith said of USC's offense. "They got a good solid quarterback and a tough run game."

USC scored touchdowns on five of its seven drives in the first half to jump out to a 35-6 lead. The Bulldogs only converted 1-of-8 third down attempts in that first half and were out-gained by 175 yards.

After Karl Mickelsen recovered a muffed punt that came following Fresno State's first drive of the third quarter, Derek Carr hit Davante Adams on a 23-yard touchdown pass for his 50th TD of the season.

On that play Carr became just the fourth quarterback in FBS history to throw for over 5,000 yards in a season and have 50 touchdown passes. He finished the game going 30-for-54 passing for 217 yards and two touchdowns against one interception.

"It's been so fun," Carr said when asked to reflect on his storybook career at Fresno State. "It's bittersweet, like I [say all the time] I should be a Bulldog for the next 20 years, but I got to feed [my son] Dallas."

Isiah Burse had six catches for 39 yards and one touchdown in the game where he went over 1,000 yards receiving for the season. With Davante Adams and Josh Harper already having over 1,000 yards, the Bulldogs became the fifth team in FBS history to have three 1,000-yard receivers in a season.

Adams set a new MW single-season record for catches in a year with 131 after catching nine passes for 74 yards and a touchdown against USC. He finished his record season with 24 touchdown catches, which is the fourth-most in FBS history.

The 2013 season was a record-setting one for Fresno State. The Bulldogs are 20-6 in two seasons under DeRuyter and have a promising future ahead of them.

"I think it's good, we got a lot of talented players, great coaches and the sky is the limit," Smith said of the outlook for the program. "We just got to keep working and using this as fuel for next year."

Team Stats	FS	USC
FIRST DOWNS	14	24
Rushing	1	10
Passing	9	14
Penalty	4	0
NET YARDS RUSHING	37	154
Rushing Attempts	6	46
Avg. Per Rush	6.2	3.3
Rushing Touchdowns	0	2
Yards Gained Rushing	37	194
Yards Lost Rushing	0	40
NET YARDS PASSING	216	345
C-A-I	29-55-1	22-30-1
Avg. Per Attempt	3.9	11.5
Avg. Per Completion	7.4	15.7
Passing Touchdowns	2	4
TOTAL OFFENSE YARDS	253	499
Total offense plays	61	76
Average Gain Per Play	4.1	6.6
Fumbles: Number-Lost	0-0	1-1
Penalties: Number-Yards	5-45	10-101
PUNTS-YARDS	8-359	4-144
Average Yards Per Punt	44.9	36.0
Net Yards Per Punt	42.8	36.0
Inside 20	2	0
50+ Yards	2	0
Touchbacks	1	0
Fair catch	3	4
KICKOFFS-YARDS	4-167	7-485
Avg. Yards Per Kickoff	41.8	69.3
Punt Returns: #-Yds-TD	0-0-0	2--3-0
Kickoff Returns: #-Yds-TD	6-119-0	3-14-0
Interceptions: #-Yds-TD	1-41-1	1-0-0
Fumble Returns: #-Yds-TD	0-0-0	0-0-0
Miscellaneous Yards	0	0
Possession Time	18:33	41:27
1st Quarter	4:10	10:50
2nd Quarter	5:12	9:48
3rd Quarter	6:04	8:56
4th Quarter	3:07	11:53
Third-Down Conversions	2-of-14	6-of-13
Fourth-Down Conversions	1-of-3	2-of-2
Red-Zone Scores-Chances	1-of-2	4-of-4
Touchdowns	1-of-2	3-of-4
Field goals	0-of-2	1-of-4
Sacks By: Number-Yards	1-17	0-0
PAT Kicks	2-of-3	6-of-6
Field Goals	0-of-0	1-of-1





FRESNO STATE BOWL GAMES

HAWAII BOWL

Rice 30, Fresno State 6


Dec. 24, 2014 • Honolulu, Hawai'i (Aloha Stadium)

Score by Quarters	1	2	3	4	Score
Fresno State (6-9)	3	3	0	0	6
Rice (8-5)	16	0	7	7	30



SCORING SUMMARY

			Drive	Time	Score
RICE	1st	10:32	HAIRSTON, J. 21 yd field goal	11-71	4:28 0-3
FS	1st	02:16	KROENING, K. 44 yd field goal	10-37	3:11 3-3
RICE	1st	00:23	TAYLOR, J. 14 yd pass from JACKSON, D. (HAIRSTON, J. kick failed)	5-78	1:48 3-9
RICE	1st	00:04	HULL, M. 69 yd pass from JACKSON, D. (HAIRSTON, J. kick)	1-69	0:11 3-16
FS	2nd	08:53	KROENING, K. 40 yd field goal	10-51	2:43 6-16
RICE	3rd	06:18	PARKS, D. 40 yd pass from JACKSON, D. (HAIRSTON, J. kick)	7-73	2:48 6-23
RICE	4th	10:07	DILLARD, D. 1 yd run (HAIRSTON, J. kick)	2-59	0:27 6-30



HONOLULU - Rice outgained Fresno State 463-255 as the Owls handed the Bulldogs their sixth-straight bowl defeat with a 30-6 victory on Christmas Eve in the 2014 Hawai'i Bowl at Hawaiian Airlines Field at Aloha Stadium.

"Give Rice credit, they played very well today," head coach Tim DeRuyter said. "Played with a lot of energy and got after our offense. On offense, they made some big plays. Give them the credit, they finished the season after starting 0-3, they finished the season the way we wanted to finish the season, but we didn't get it done."

The Bulldogs conclude their season with a 6-8 record while Rice finishes 8-5. This game

was a matchup of two teams that both started their seasons out 0-3, but rebounded to make a bowl game. Since 1980, 496 teams had started out 0-3, but Rice and Fresno State became just the 20th and 21st of those teams to make it to a bowl game.

"Clearly it is frustrating," DeRuyter said. "You prepare in practice, I thought our guys were extremely competitive in practice. When you come out against a good Rice team and get outplayed that hurts. Each year is different, you have a different identity each year, but when you play in bowl games obviously you play against good teams. They are well coached and we've got to figure out a way to get over the top."

The Owls were led by quarterback Driphus Jackson who threw three touchdowns passes to three different players and completed 15-of-24 attempts for 318 yards. Jackson was named Rice's MVP of the game while the MVP award for Fresno State went to inside linebacker Karl Mickelsen.

Mickelsen tied for the team lead with 11 tackles, had a career-high 3.5 tackles for a loss and one sack.

"This one hurts the most just because as a senior you don't like losing your last game going out," Mickelsen said.

Fresno State struggled offensively, getting just 93 yards passing in the game. The 'Dogs did not score a touchdown in the game for the first time since Nov. 19, 2010 when they were shutout at No. 3 Boise State.

Running backs Marteze Waller and Josh Quezada tried to carry their load, combining to account for 134 of Fresno State 255 yards in the game. Waller had 76 yards rushing while Quezada had 52 and a pair of catches for six yards.

Quarterback Brian Burrell was 10-of-20 passing for 44 yards with two interceptions.

Derron Smith, who is one of just 11 players in school history to be named first-team all-conference three times, finished the game with seven tackles. He concludes his career with 304 tackles - one of just six players ever at Fresno State to post over 300 tackles in a career.

Rice scored a pair of touchdowns in the span of 19 seconds at the end of the first quarter to open up a 16-3 lead. The 'Dogs gave up a 14-yard Jackson to Jordan Taylor TD pass and then right after a Burrell interception, Jackson hit Mario Hull on a 69-yard touchdown pass.

All that Fresno State was able to muster up in the first half was a pair of field goals from true freshman kicker Kody Kroening. The first was a 44-yarder in the first quarter and the second was from 40 in the second.

Quezada was mainly the only productive Bulldog on offense in the first half, as he had 49 rushing yards while the 'Dogs as a team totaled just 90 yards in the first half. Rice led 16-6 at the break.

After the tough opening quarter, the Bulldogs held Rice to just four total yards in the second quarter. They came out fired up in the third quarter, but that only lasted for one drive before missed tackles cost the 'Dogs on Jackson's third touchdown pass of the game. Jackson found Dennis Parks at the line of scrimmage on the Bulldogs sideline and two defenders couldn't get Parks down on the scoring play that gave Rice a 23-6 lead.

Fresno State could not pull itself back into the game and ended up losing its sixth-straight bowl game and second in the last three years playing in the Hawai'i Bowl.

Team Stats	FS	Rice
FIRST DOWNS	15	16
Rushing	7	7
Passing	6	8
Penalty	2	1
NET YARDS RUSHING	162	137
Rushing Attempts	42	40
Avg. Per Rush	3.9	3.4
Rushing Touchdowns	0	1
Yards Gained Rushing	205	163
Yards Lost Rushing	43	26
NET YARDS PASSING	93	326
C-A-I	17-38-2	16-26-0
Avg. Per Attempt	2.4	12.5
Avg. Per Completion	5.5	20.4
Passing Touchdowns	0	3
TOTAL OFFENSE YARDS	255	463
Total offense plays	80	66
Average Gain Per Play	3.2	7.0
Fumbles: Number-Lost	1-0	0-0
Penalties: Number-Yards	1-15	12-100
PUNTS-YARDS	6-261	8-324
Average Yards Per Punt	43.5	40.5
Net Yards Per Punt	42.2	36.9
Inside 20	2	1
50+ Yards	1	0
Touchbacks	0	1
Fair catch	3	5
KICKOFFS-YARDS	3-189	6-374
Avg. Yards Per Kickoff	63.0	62.3
Punt Returns: #-Yds-TD	2-9-0	2-8-0
Kickoff Returns: #-Yds-TD	2-40-0	2-41-0
Interceptions: #-Yds-TD	0-0-0	2-0-0
Fumble Returns: #-Yds-TD	0-0-0	0-0-0
Miscellaneous Yards	0	0
Possession Time	24:45	32:15
1st Quarter	6:35	8:25
2nd Quarter	8:19	6:41
3rd Quarter	7:51	7:09
4th Quarter	5:00	10:00
Third-Down Conversions	7-of-21	3-of-14
Fourth-Down Conversions	0-of-4	0-of-1
Red-Zone Scores-Chances	0-of-1	3-of-3
Touchdowns	0-of-1	2-of-3
Field goals	0-of-1	1-of-3
Sacks By: Number-Yards	2-14	4-24
PAT Kicks	0-of-0	3-of-4
Field Goals	2-of-3	1-of-1





FRESNO STATE BOWL GAMES

HAWAII BOWL

FRESNO STATE 33

HOUSTON 27

Dec. 24, 2017 • Honolulu, Hawai'i (Aloha Stadium)

Score by Quarters	1	2	3	4	Score
Fresno State (10-4, 7-1 MW)	0	13	7	13	33
Houston (7-5, 5-3 AAC)	7	3	10	7	27



SCORING SUMMARY

					Drive	Time	Score
HOU	1st	11:35	OLIVER, Ed 1 yd run (NOVIKOFF, Caden kick)		4-63	1:33	0-7
FS	2nd	14:13	McMARYION, M. 1 yd run (CAMACHO, Jimmy kick)		11-68	2:34	7-7
FS	2nd	09:45	CAMACHO, Jimmy 27 yd field goal		9-60	3:44	10-7
HOU	2nd	07:17	NOVIKOFF, Caden 31 yd field goal		8-69	2:22	10-10
FS	2nd	00:00	CAMACHO, Jimmy 38 yd field goal		10-50	1:11	13-10
HOU	3rd	07:57	NOVIKOFF, Caden 31 yd field goal		10-45	4:39	13-13
FS	3rd	04:21	McMARYION, M. 6 yd run (CAMACHO, Jimmy kick)		9-75	3:38	20-13
HOU	3rd	02:54	MYRES, A. 94 yd blocked FG return (NOVIKOFF, Caden kick)		--	--	20-20
FS	4th	13:56	CAMACHO, Jimmy 26 yd field goal		10-81	3:50	23-20
FS	4th	06:00	CAMACHO, Jimmy 33 yd field goal		13-66	5:01	26-20
FS	4th	03:49	BRYANT, Jaron 44 yd interception return (CAMACHO, Jimmy kick)		--	--	33-20
HOU	4th	00:45	BONNER, Linell 2 yd pass from KING, D'Eriq (NOVIKOFF, Caden kick)		16-76	2:55	33-27



HONOLULU - Securing its 10th 10-win season in program history and picking up its first bowl win since 2007, the Fresno State Bulldogs defeated the Houston Cougars, 33-27 in the Hawai'i Bowl on Sunday evening at Aloha Stadium.

"I can't say enough about this team and the coaching staff," said head coach Jeff Tedford. "To go from one win to 10 wins is a great accomplishment and these guys are such great kids, they've worked really hard and I'm so proud of the effort they gave all year. These guys deserve everything they're getting right now, because they did buy in and they worked really hard to get this done."

Only the second team in Football Bowl Subdivision history to go from a season with double-digit losses to a season with double-digit wins, the Bulldogs used a strong game offensively from junior quarterback Marcus McMaryion and the leg of senior kicker Jimmy Camacho.

McMaryion had a career-night, completing 33-of-48 through the air for 342 yards and added 50 yards and a pair of touchdowns on the ground on his way to Most Valuable Player honors. His 33 completions tied a Hawai'i Bowl record as he now shares that mark with former Bulldog gunslinger Derek Carr who also completed 33 passes in the 2012 Hawai'i Bowl. Junior wide receiver KeeSean Johnson led the Bulldogs' pass-catching corps with eight receptions for 95 yards while sophomore tight end Jared Rice added six catches for 84 yards. On the ground, Fresno State ran for 131 yards as sophomore running back Josh Hokit led the way with 64 yards on 11 carries.

Defensively, first-team All-Mountain West linebacker Jeffrey Allison led a stingy Bulldog defense with 13 tackles, eight solo, and added one tackle for loss. Sophomore safety Mike Bell made seven tackles, six solo, and junior linebacker George Helmuth added six solo tackles. Sophomore defensive backs Juju Hughes (fumble recovery) and Jaron Bryant (INT returned for a TD) accounted for the Bulldogs' two turnovers. The Fresno State defense held the Houston offense to 341 yards of total offense limiting the Cougars to 72 rushing yards.

Team Stats	FS	HOU
FIRST DOWNS	26	17
Rushing	8	3
Passing	15	13
Penalty	3	1
NET YARDS RUSHING	131	72
Rushing Attempts	39	30
Average Per Rush	3.4	2.4
Rushing Touchdowns	2	1
Yards Gained Rushing	157	89
Yards Lost Rushing	26	17
NET YARDS PASSING	342	269
Completions-Attempts-Int	33-49-1	23-43-1
Average Per Attempt	7.0	6.3
Average Per Completion	10.4	11.7
Passing Touchdowns	0	1
TOTAL OFFENSE YARDS	473	341
Total offense plays	88	73
Average Gain Per Play	5.4	4.7
Fumbles: Number-Lost	1-1	1-1
Penalties: Number-Yards	7-52	6-44
PUNTS-YARDS	3-137	5-217
Average Yards Per Punt	45.7	43.4
Net Yards Per Punt	45.7	43.2
Inside 20	1	2
50+ Yards	1	1
Touchbacks	0	0
Fair catch	2	4
KICKOFFS-YARDS	7-435	5-324
Average Yards Per Kickoff	62.1	64.8
Net Yards Per Kickoff	44.9	43.0
Touchbacks	3	1
Punt returns: Number-Yards-TD	1-1-0	0-0-0
Average Per Return	1.0	0.0
Kickoff returns: Number-Yds-TD	4-84-0	4-46-0
Average Per Return	21.0	11.5
Interceptions: Number-Yds-TD	1-44-1	1-0-0
Fumble Returns: Number-Yds-TD	0-0-0	0-0-1
Miscellaneous Yards	0	94
Possession Time	33:18	26:42
1st Quarter	7:10	7:50
2nd Quarter	8:57	6:03
3rd Quarter	10:21	4:39
4th Quarter	6:50	8:10
Third-Down Conversions	7-of-19	9-of-19
Fourth-Down Conversions	1-of-1	1-of-2
Red-Zone Scores-Chances	5-6	4-4
Touchdowns	2-6	2-4
Field goals	3-6	2-4
Sacks By: Number-Yards	2-10	1-7
PAT Kicks	3-3	3-3
Field Goals	4-6	2-3
Points off turnovers	7	3





FRESNO STATE BOWL GAME RECORDS

TEAM BOWL RECORDS

Rushing

Most rushes: 56 vs. USC, 1992 Freedom Bowl IX
Most net yards gained:
..... 260 vs. Colorado State, 2008 New Mexico Bowl
Most TDs:..... 4 vs. Bowling Green, 1985 California Bowl V

Passing

Most attempts:.. 63 vs. Colorado, 1993 Jeep Eagle Aloha Bowl
Most completions:.....
..... 37 vs. Colorado, 1993 Jeep Eagle Aloha Bowl
Most had intercepted:
..... 4 vs. Ball State, 1989 California Raisin Bowl IX
Most yards gained:
..... 531 vs. Michigan State, 2001 Silicon Valley Football Classic
Highest pct.:
..... .694 vs. Bowling Green, 1991 California Raisin Bowl XI
Most touchdowns:.....
..... 5, 2x; vs. Air Force, 2000 Silicon Valley Football Classic; vs. Virginia, 2004 MPC Computers Bowl

Total Offense

Most plays (passing & rushing):
..... 88 vs. Colorado, 1993 Jeep Eagle Aloha Bowl
..... 88 vs. Houston, 2017 Hawai'i Bowl
Most yards gained:
..... 560 vs. Michigan State, 2001 Silicon Valley Football Classic

Punting

Most punts: 9 vs. Western Michigan, 1988 California Bowl VIII
Most yards:..... 359 vs. USC, 2013 Las Vegas Bowl
Highest average per punt:
..... 47.4 vs. Bowling Green, 1985 California Bowl V

Punt Returns

Most punt returns:..... 13 vs. Drake, 1946 Raisin Bowl
Most yards returned:.....
..... 59 vs. Bowling Green, 1982 California Bowl II

Kickoff Returns

Most kickoff returns:.....
..... 8 vs. Air Force, 2000 Silicon Valley Football Classic
Most return Yards:.....
..... 156 vs. vs. Air Force, 2000 Silicon Valley Football Classic

Miscellaneous

Most first downs:.....
..... 34 vs. Colorado, 1993 Jeep Eagle Aloha Bowl
Most first downs rushing: ..16 vs. USC, 1992 Freedom Bowl IX
Most first downs passing:
..... 25 vs. Colorado, 1993 Jeep Eagle Aloha Bowl
Most first downs penalty:
..... 16 vs. Western Michigan, 1988 California Bowl VIII
Most fumbles:
..... 8 vs. Arkansas State, 1937 Little All-American Bowl
Most fumbles lost:.....
6 vs. Arkansas State, 1937 Little All-American Bowl; vs.
..... Drake, 1946 Raisin Bowl

Scoring

Most touchdowns:
..... 7 vs. Bowling Green, 1985 California Bowl V
Most points after touchdown:.....
..... 7 vs. Bowling Green, 1985 California Bowl V
Most field goals:.....
..... 4, vs. Houston, 2017 Hawai'i Bowl
Most points, first half:
..... 23 vs. Bowling Green, 1985 California Bowl V
Most points, second half:
..... 27 vs. Air Force, 2000 Silicon Valley Football Classic
Most total points:
..... 51 vs. Bowling Green, 1985 California Bowl V

TEAM DEFENSE

Rushing

Fewest rushes: 28, Tulsa, 2005 Liberty Bowl
Fewest net yards:.....
..... 61 vs. Ball State, 1989 California Raisin Bowl IX

Passing

Fewest attempts:..... 13 vs. Drake, 1946 Raisin Bowl
Fewest completions: 6 vs. Drake, 1946 Raisin Bowl
Passes intercepted:
..... 7 vs. Humboldt State, 1968 Camellia Bowl

Total Defense

Fewest rushing & passing plays:.....
..... 50 vs. USC, 1992 Freedom Bowl IX
Fewest yards gained:..... 147 vs. Drake, 1946 Raisin Bowl

Scoring

Fewest pts allowed:..... 6, 2x
..... vs. Bowling Green, 1961 Mercy Bowl I
..... vs. Ball State, 1989 California Bowl IX

Miscellaneous

Fewest total first downs: 9 vs. Drake, 1946 Raisin Bowl

INDIVIDUAL BOWL RECORDS

RUSHING

Rushing attempts

Game: 37, Rodney Davis vs. Georgia Tech, 2002 Silicon Valley Football Classic III
Career: 51, Bryson Sumlin, Silicon Valley Football Classic III & IV, 2004 MPC Computers Bowl, 2005 Liberty Bowl

Rushing yards (net)

Game: 153, Rodney Davis vs. Georgia Tech, 2002 Silicon Valley Football Classic III
Career: 243, Wendell Mathis, 2004 MPC Computers Bowl; 2005 Liberty Bowl

Touchdowns

Game: 3, Stephone Paige vs. Bowling Green, 1982 California Bowl II
Career: 3, Stephone Paige, 1982 California Bowl II; Anthony Daigle, 1991 California Raisin Bowl XI, 1992 Freedom Bowl IX, 1993 Jeep Eagle Aloha Bowl

PASSING

Pass Attempts

Game: 63, Trent Dilfer vs. Colorado, 1993 Jeep Eagle Aloha Bowl
Career: 123, Paul Pinegar, 2002 Silicon Valley Football Classic III, 2003 Silicon Valley Football Classic IV, 2004 MPC Computers Bowl, 2005 Liberty Bowl

Pass Completions

..... Game: 37, Trent Dilfer vs. Colorado, 1993 Jeep Eagle Aloha Bowl
Career: 70, Paul Pinegar, 2002 Silicon Valley Football Classic III, 2003 Silicon Valley Football Classic IV, 2004 MPC Computers Bowl, 2005 Liberty Bowl

Completion Percentage

Game: (min. 10) .694, Mark Barsotti vs. Bowling Green, 1991 California Raisin Bowl XI
Career: .640, David Carr, 2000 Silicon Valley Football Classic and 2001 Silicon Valley Football Classic II

Passing yards

Game: 531, David Carr vs. Michigan State, 2001 Silicon Valley Football Classic
Career: 992, David Carr, 2000 Silicon Valley Football Classic, 2001 Silicon Valley Football Classic II

Touchdown passes

Game: 5, 2x; David Carr vs. Air Force, 2000 Silicon Valley Football Classic; Paul Pinegar vs. Virginia, 2004 MPC Computers Bowl
Career: 9, David Carr, 2000 Silicon Valley Football Classic, 2001 Silicon Valley Football Classic II

Passes intercepted

Game: 6, Mel Gustafson vs. Drake, 1946 Raisin Bowl; Rod Hudson vs. Humboldt State, 1968 Camellia Bowl
Career: 6, Mel Gustafson, 1946 Raisin Bowl; Rod Hudson, 1968 Camellia Bowl

Longest pass - 91, Mark Barsotti to Stephen Shelley vs. Ball State, 1989 California Raisin Bowl IX

RECEIVING

Pass receptions

Game: 15, Stephone Paige vs. Bowling Green, 1982 California Bowl II
Career: 24, Rodney Wright, 1999 EA Sports Las Vegas Bowl, 2000 Silicon Valley Football Classic, 2001 Silicon Valley Football Classic

Receiving yards

Game: 299, Rodney Wright, 2001 Silicon Valley Football Classic
Career: 431, Rodney Wright, 1999 EA Sports Las Vegas Bowl, 2000 Silicon Valley Football Classic, 2001 Silicon Valley Football Classic

Touchdown receptions

Game: 2 (7 players), Bernard Berrian, 2000 Silicon Valley Football Classic, Jan Barrett, 1961 Mercy Bowl I; Stephone Paige, 1982 California Bowl; Gene Taylor, 1985 California Bowl; Andre Alexander, 1988 California Bowl; Tydus Winans, 1993 Jeep Eagle Aloha Bowl; Rodney Wright, 2001, Silicon Valley Football Classic
Career: 2 (6 players), Bernard Berrian, 2000 Silicon Valley Football Classic, Jan Barrett, 1961 Mercy Bowl I; Stephone Paige, 1982 California Bowl; Gene Taylor, 1985 California Bowl; Andre Alexander, 1988 California Bowl; Tydus Winans 1993 Jeep Eagle Aloha Bowl; Rodney Wright, 2001 Silicon Valley Football Classic

Longest reception - 91, Stephen Shelly from Mark Barsotti, 1989 California Raisin Bowl IX

SCORING

Touchdowns scored

Game: 3, Stephone Paige vs. Bowling Green, 1982 California Bowl II
Career: 3 (2 players) Stephone Paige, 1982 California Bowl; Anthony Daigle, 1991 California Raisin Bowl, 1992 Freedom Bowl IX, 1993 Jeep Eagle Aloha Bowl; Paris Gaines, 2000 Silicon Valley Football Classic, 2001 Silicon Valley Football Classic; Bryson Sumlin, 2002 Silicon Valley Football Classic III, 2003 Silicon Valley Football Classic IV, 2004 MPC Computers Bowl, 2005 Liberty Bowl

Touchdowns responsible for

Game: 5, 2x; David Carr vs. Air Force, 2000 Silicon Valley Football Classic; Paul Pinegar vs. Virginia, 2004 MPC Computers Bowl
Career: 9, David Carr (9 passes) vs. Air Force, 2000 Silicon Valley Football Classic; vs. Michigan State, 2001 Silicon Valley Football Classic



FRESNO STATE BOWL GAME RECORDS

PAT's made

Game: 7, Barry Belli vs. Bowling Green, 1985 California Bowl V
Career: 12, Asen Asparuhov, Silicon Valley Football Classic I-III

PAT's attempted

Game: 7, Barry Belli vs. Bowling Green, 1985 California Bowl V
Career: 13, Asen Asparuhov, Silicon Valley Football Classic I-III

Field goals attempted

Game: 6, Jimmy Camacho, 2017 Hawai'i Bowl
Career: 6, Jimmy Camacho, 2017 Hawai'i Bowl

Field goals made

Game: 4, Jimmy Camacho, 2017 Hawai'i Bowl
Career: 4, Jimmy Camacho, 2017 Hawai'i Bowl

Longest field goal made

Game: 49, Brett Visintainer, 2004 MPC Computers Bowl

Most two-point conversions

Game: 1, Terry Carter vs. Bowling Green, 1982 California Bowl II; Anthony Daigle vs. Colorado, 1993 Jeep Eagle Aloha Bowl
..... Career: 1, Terry Carter, 1982 California Bowl II; Anthony Daigle, 1993 Jeep Eagle Aloha Bowl

Most two-point attempts

Game: 2, Trent Dilfer vs. Colorado, 1993 Jeep Eagle Aloha Bowl
Career: 2, Trent Dilfer, 1993 Jeep Eagle Aloha Bowl

Most kicking points

Game: 14, Jimmy Camacho, 2017 Hawai'i Bowl
Career: 21, Asen Asparuhov, Silicon Valley Football Classic I-III

RETURNS

Longest punt return

Game: 21, Eric Fox vs. Bowling Green, 1982 California Bowl II; Andre Alexander vs. Western Michigan, 1988 California Bowl VIII

Kickoff returns

Game: 5, Isaiah Burse vs. SMU, 2012 Sheraton Hawai'i Bowl; Isaiah Burse vs. Northern Illinois, 2010 uDrove Humanitarian Bowl
Career: 10, Isaiah Burse, 2010 uDrove Humanitarian Bowl, 2012 Sheraton Hawai'i Bowl

Kickoff yards

Game: 131, Isaiah Burse, 2010 uDrove Humanitarian Bowl
Career: 236, Isaiah Burse, 2010 uDrove Humanitarian Bowl, 2012 Sheraton Hawai'i Bowl

Touchdowns from kickoff returns

Game: 0, all teams
Career: 0, all teams

Longest return

Game: 55, Isaiah Burse vs. Northern Illinois, 2010 uDrove Humanitarian Bowl

PUNTING

Punts

Game: 9, Lance Oberparleiter vs. Western Michigan, 1988 California Bowl VIII
Career: 17, Jason Simpson, Silicon Valley Football Classic I-III

Average per punt

Game: (min. 5) 47.4 (7 for 332), Mike Mancini vs. Bowling Green, 1985, California Bowl V
Career: 47.4, Mike Mancini, 1985 California Bowl V

Punting yards

Game: 332, Mike Mancini vs. Bowling Green, 1985 California Bowl V
Career: 660, Jason Simpson, Silicon Valley Football Classic I-III

Longest punt

Game: 69, Garrett Swanson, vs. USC, 2013 Las Vegas Bowl

DEFENSE

Solo tackles

Game: 13, James Williams vs. Ball State, 1989 California Raisin Bowl IX

Total tackles

Game: 18, 2x
.....Derron Smith vs. USC, 2013 Las Vegas Bowl
...Don Turner vs. Bowling Green, 1982 California Bowl II

Sacks

Game: 3, Clyde Glover vs. Bowling Green, 1982 California Bowl II; Greg Ramsey vs. Bowling Green, 1985 California Bowl V
Career: 3, Clyde Glover, 1982 California Bowl; Greg Ramsey, 1985 California Bowl V

Interceptions

Passes intercepted

Game: 2, Rod Webster vs. Bowling Green, 1985 California Bowl V; Dee Meza vs. Georgia Tech, 2002 Silicon Valley Football Classic III; Sean Alston, 2012 Sheraton Hawai'i Bowl
Career: 2, Rod Webster, 1985 California Bowl; Dee Meza vs. Georgia Tech, 2002 Silicon Valley Football Classic III; Sean Alston, 2012 Sheraton Hawai'i Bowl

Interception yards

Game: 58, Ron Cox vs. Ball State, 1989 California Raisin Bowl IX
Career: 58, Ron Cox, 1989 California Raisin Bowl

Most touchdowns

Game: 1, 4x
.....Jaron Bryant vs. Houston, 2017 Hawai'i Bowl
.....Derron Smith vs. USC, 2013 Las Vegas Bowl
.. Ron Cox vs. Ball State, 1989 California Raisin Bowl IX
.....Dee Meza, 2002 Silicon Valley Football Classic III
Career: 1, 4x