

# SUN DEVIL<sup>®</sup>

## SOFTBALL



# CONTENTS

## 3 2022 Schedule

### 4-27 - 2022 Season

5-6	2022 Roster
7	Headshot Roster
8-27	Student-Athlete Bios

### 28-35 - Coaching Staff

29-32	Head Coach Trisha Ford
33	Jimmy Kolaitis
34	Jeff Harger
35	Support Staff

### 37-43 - 2022 Season

38	Individual Statistics
39	2022 Individual Leaders
40	2022 Statistics
41	ASU Game Highs
42	Opponent Game Highs
43	Game Results

### 44-51 - Records

45	Perfect Games/No-Hitters
46-47	Single-Game Highs
48-49	Single-Season Leaders
50-51	Career Leaders

### 52-83 - History

53-55	All-Time Numbers
56-57	Pre-Numbered Rosters
58	All-Americans/Hall of Fame
59	Pac-12 Awards
60	Team Records
61-62	Post-Season Results
63	Post-Season History/All-Pac-12 Selections
64-65	All-Time Statistics
66	All-Time/Coach Records
67	All-Time Series Standings
68-77	Season Reviews
78-82	Series Chronology
83	Head Coaches

## Media Relations

### Liesl Babicka

Strategic Communications (SID)  
480-330-5085 (c)  
lbabicka@asu.edu  
@liesl\_lee

### Mark Brand

Assoc AD for Communications  
mark.brand@asu.edu

### Doug Tammaro

Assistant AD for Media Relations  
tammaro@asu.edu

## Program History

First Year of Softball	1967
NCAA appearances/last	32/2021
WCWS appearances/last	12/2018
National Champions	'72,'73,'08,'11
All-Americans	38

Returning/Lost	14/11
Starters Returning/Lost	9/6
Pitchers Returning/Lost	3/2
Newcomers	5

## 2021 Recap

Overall Record	33-16
Pac-12 Record	12-9
Home Record	27-8
Away Record	7-9
Neutral Site Record	4-0

## Sun Devil Quick Facts

Location	Tempe, Ariz. 85287-2505
Enrollment	103,410
Nickname	Sun Devils
Colors	Maroon & Gold
Conference	Pac-12
President	Dr. Michael Crow
Vice President for University Athletics	Ray Anderson
Faculty Representatives	Dr. Jeffrey Wilson
Head Athletic Trainer	Ken McCarty
Athletic Department Phone	480-965-4382
Ticket Office Phone	480-727-0000
Stadium	Alberta B. Farrington Stadium
Dimensions (L,C,R)	202, 210', 202'
Stadium Capacity	1,535
Head Coach	Trisha Ford, 6th Yr.
Ford's Career Record	327-192-1 (11 Seasons)
Ford's at ASU	168-73-0(5 Seasons)
Assistant Coach	Jimmy Kolaitis, 2nd Yr.
Assistant Coach	Jeff Harger, 5rd Yr.
Volunteer Coach	Russ Heffley, 2nd Yr.
2021 ASU Record	33-16
2021 Pac-12 Reoord	14-12

# 2022 SCHEDULE

DAY	DATE		OPPONENT	LOCATION	STADIUM	TIME
THUR.	FEB. 10	^	CALIFORNIA BAPTIST	TEMPE, ARIZONA	FARRINGTON	4:00 P.M.
		^	MISSOURI STATE	TEMPE, ARIZONA	FARRINGTON	6:30 P.M.
FRI.	FEB. 11	^	OKLAHOMA STATE	TEMPE, ARIZONA	FARRINGTON	4:30 P.M.
SAT.	FEB. 12	^	DUKE	TEMPE, ARIZONA	FARRINGTON	7:00 P.M.
SUN.	FEB. 13	^	MISSOURI STATE	TEMPE, ARIZONA	FARRINGTON	1:00 P.M.
THURS.	FEB. 17	-	MINNESOTA	TEMPE, ARIZONA	FARRINGTON	6:00 P.M.
FRI.	FEB. 18	-	PORTLAND STATE	TEMPE, ARIZONA	FARRINGTON	7:00 P.M.
SAT.	FEB. 19	-	ILLINOIS STATE	TEMPE, ARIZONA	FARRINGTON	4:30 P.M.
		-	MINNESOTA	TEMPE, ARIZONA	FARRINGTON	7:00 P.M.
SUN.	FEB. 20	-	UTEP	TEMPE, ARIZONA	FARRINGTON	3:30 P.M.
Fri.	Feb. 25	+	Texas	Austin, Texas	Red & Charline McCombs Field	1:00 p.m.
		+	Tulsa	Austin, Texas	Red & Charline McCombs Field	6:00 p.m.
Sat.	Feb. 26	+	Texas State	Austin, Texas	Red & Charline McCombs Field	1:00 p.m.
		+	UTSA	Austin, Texas	Red & Charline McCombs Field	6:00 p.m.
Sun.	Feb. 27	+	Texas	Austin, Texas	Red & Charline McCombs Field	11:30 a.m.
Fri.	March 4	<	Kansas	Fullerton, Calif.	Titan Softball Complex	10:30 a.m.
		<	Cal Poly	Fullerton, Calif.	Titan Softball Complex	4:00 p.m.
Sat.	March 5	<	Loyola Marymount	Fullerton, Calif.	Titan Softball Complex	6:30 p.m.
Sun.	March 6	<	Texas A&M	Fullerton, Calif.	Titan Softball Complex	10:00 a.m.
		<	Seattle	Fullerton, Calif.	Titan Softball Complex	12:15 pm.
THURS.	MARCH 10	X	BYU	TEMPE, ARIZONA	FARRINGTON	6:00 P.M.
FRI.	MARCH 11	X	BALL STATE	TEMPE, ARIZONA	FARRINGTON	4:00 P.M.
		X	UMKC	TEMPE, ARIZONA	FARRINGTON	6:30 P.M.
SAT.	MARCH 12	X	NEW MEXICO STATE	TEMPE, ARIZONA	FARRINGTON	2:30 P.M.
		X	RUTGERS	TEMPE, ARIZONA	FARRINGTON	5:00 P.M.
SUN.	MARCH 13	X	NEW MEXICO STATE	TEMPE, ARIZONA	FARRINGTON	10:00 A.M.
TUES.	MARCH 15		MARIST	TEMPE, ARIZ.	FARRINGTON	6:00 P.M.
FRI.	MARCH 18	*	OREGON STATE	TEMPE, ARIZ.	FARRINGTON	6:00 P.M.
SAT.	MARCH 19	*	OREGON STATE	TEMPE, ARIZ.	FARRINGTON	6:00 P.M.
SUN.	MARCH 20	*	OREGON STATE	TEMPE, ARIZ.	FARRINGTON	4:00 P.M.
Fri.	March 25	*	at Arizona	Tucson, Ariz.	Hillenbrand Memorial Stadium	6:00 p.m.
Sat.	March 26	*	at Arizona	Tucson, Ariz.	Hillenbrand Memorial Stadium	5:00 p.m.
Sun.	March 27	*	at Arizona	Tucson, Ariz.	Hillenbrand Memorial Stadium	5:00 p.m.
Fri.	April 8	*	at Oregon	Eugene, Ore.	Jane Sanders Stadium	6:00 p.m.
Sat.	April 9	*	at Oregon	Eugene, Ore.	Jane Sanders Stadium	6:00 p.m.
Sun.	April 10	*	at Oregon	Eugene, Ore.	Jane Sanders Stadium	1:00 p.m.
THURS.	APRIL 14	*	UTAH	TEMPE, ARIZ.	FARRINGTON	7:00 P.M.
SAT.	APRIL 15	*	UTAH	TEMPE, ARIZ.	FARRINGTON	6:00 P.M.
SUN.	APRIL 16	*	UTAH	TEMPE, ARIZ.	FARRINGTON	1:00 P.M.
Fri.	April 22	*	at Stanford	Palo Alto, Calif.	Boyd & Jill Smith Family Stadium	6:00 p.m.
Sat.	April 23	*	at Stanford	Palo Alto, Calif.	Boyd & Jill Smith Family Stadium	2:00 p.m.
Sun.	April 24	*	at Stanford	Palo Alto, Calif.	Boyd & Jill Smith Family Stadium	12:00 pm.
FRI.	APRIL 29	*	CAL	TEMPE, ARIZ.	FARRINGTON	6:00 P.M.
SAT	APRIL 30	*	CAL	TEMPE, ARIZ.	FARRINGTON	6:00 P.M.
SUN.	MAY 1	*	CAL	TEMPE, ARIZ.	FARRINGTON	12:00 P.M.
FRI.	MAY 6	*	UCLA	TEMPE, ARIZ.	FARRINGTON	5:00 P.M.
SAT.	MAY 7	*	UCLA	TEMPE, ARIZ.	FARRINGTON	4:00 P.M.
SUN.	MAY 8	*	UCLA	TEMPE, ARIZ.	FARRINGTON	12:00 P.M.
Thurs.	May 12	*	at Washington	Seattle, Wash.	Husky Softball Stadium	7:00 p.m.
Fri.	May 13	*	at Washington	Seattle, Wash.	Husky Softball Stadium	5:00 p.m.
Sat.	May 14	*	at Washington	Seattle, Wash.	Husky Softball Stadium	1:00 p.m.

## SCHEDULE KEY

^ Kajikawa Classic (Tempe, Ariz.)

- Littlewood Classic (Tempe, Ariz)

+ Texas Tournament (Austin, Texas)

< Judi Garman Classic (Fullerton, Calif.)

X ASU/GCU Class Tournament (Tempe, Ariz.)

\* Pac-12 Conference Game

**Games listed in bold will be played at Farrington Stadium**

All times are Arizona time (AZT) and are subject to change.



2022  
SEASON  
SUN DEVIL SOFTBALL



## 2022 ROSTER

NUMERICAL

No.	Name	Pos.	B/T	Ht.	Yr.	Hometown (Prev. School)
1	Cydney Sanders	INF	R/R	5-8	Fr.	San Marcos, Calif./San Marcos
2	Halle Harger	INF	R/R	5-4	R-Sr.	Hanford, Calif. Hanford West/Boise State
4	Jazmyn Rollin	INF	L/R	5-8	Sr.	Salt Lake City, Utah/West/Mizzou
8	Marissa Schuld	P/UTL	R/R	5-3	R-So.	Scottsdale, Ariz./Pinnacle/Univ. of Arizona
10	Bella Loomis	INF	L/R	5-5	Gr.	Chandler, Ariz./Hamilton
11	Allison Royalty	RHP	R/R	5-7	So.	Corinth, Texas/Home School
13	Liliana Thomas	C	R/R	5-7	Fr.	Honolulu, Hawaii/Maryknoll
16	Savannah Price	INF	R/R	5-9	So.	Rio Linda, Calif./East Nicolaus
17	Jordyn VanHook	OF	R/R	5-10	Jr.	Woodland Hills, Calif./El Camino Real Charter
18	Lindsay Lopez	LHP	L/L	5-9	Jr.	San Tan Valley, Ariz./Poston Butte
22	Jessica Puk	C/UTL	R/R	5-10	5th Year	Cedar Rapids, Iowa/Agoura Hills/Ole Miss
24	Yannira Acuña	OF	L/R	5-6	Sr.	Tucson, Ariz./Salpointe Catholic
30	Kristiana Watson	INF	R/R	6-0	R-Fr.	Tucson, Ariz./Ampitheater
35	Emily Cazares	OF	R/R	5-6	So.	Clovis, Calif./Buchanan
40	Alynah Torres	INF	R/R	5-8	Jr.	Glendale, Ariz./Cactus
43	Mailey McLemore	UTL	R/R	5-8	Sr.	Belmont, Calif./Carlmont/Foothill
55	Makenna Harper	OF	L/L	5-7	Sr.	Stevenson Ranch, Calif./West Ranch
77	Jazmine Hill	OF	R/R	5-8	Jr.	Norwalk, Calif./Gahr
99	Mac Morgan	RHP	R/R	5-8	Fr.	Creighton, Mo./Sherwood

ALPHABETICAL

No.	Name	Pos.	B/T	Ht.	Yr.	Hometown (Prev. School)
24	Yannira Acuña	OF	L/R	5-6	Sr.	Tucson, Ariz./Salpointe Catholic
35	Emily Cazares	OF	R/R	5-6	So.	Clovis, Calif./Buchanan
2	Halle Harger	INF	R/R	5-4	R-Sr.	Hanford, Calif. Hanford West/Boise State
55	Makenna Harper	OF	L/L	5-7	Sr.	Stevenson Ranch, Calif./West Ranch
77	Jazmine Hill	OF	R/R	5-8	Jr.	Norwalk, Calif./Gahr
10	Bella Loomis	INF	L/R	5-5	Gr.	Chandler, Ariz./Hamilton
18	Lindsay Lopez	LHP	L/L	5-9	Jr.	San Tan Valley, Ariz./Poston Butte
43	Mailey McLemore	UTL	R/R	5-8	Sr.	Belmont, Calif./Carlmont/Foothill
99	Mac Morgan	RHP	R/R	5-8	Fr.	Creighton, Mo./Sherwood
16	Savannah Price	INF	R/R	5-9	So.	Rio Linda, Calif./East Nicolaus
22	Jessica Puk	C/UTL	R/R	5-10	5th Year	Cedar Rapids, Iowa/Agoura Hills/Ole Miss
4	Jazmyn Rollin	INF	L/R	5-8	Sr.	Salt Lake City, Utah/West/Mizzou
11	Allison Royalty	RHP	R/R	5-7	So.	Corinth, Texas/Home School
1	Cydney Sanders	INF	R/R	5-8	Fr.	San Marcos, Calif./San Marcos
8	Marissa Schuld	P/UTL	R/R	5-3	R-So.	Scottsdale, Ariz./Pinnacle/Univ. of Arizona
13	Liliana Thomas	C	R/R	5-7	Fr.	Honolulu, Hawaii/Maryknoll
40	Alynah Torres	INF	R/R	5-8	Jr.	Glendale, Ariz./Cactus
17	Jordyn VanHook	OF	R/R	5-10	Jr.	Woodland Hills, Calif./El Camino Real Charter
30	Kristiana Watson	INF	R/R	6-0	R-Fr.	Tucson, Ariz./Ampitheater

# 2022 ROSTER BREAKDOWN

## NEWCOMERS (5)

No.	Name	Pos.	B/T	Ht.	Yr.	Hometown (Prev. School)
1	Cydney Sanders	INF	R/R	5-8	Fr.	San Marcos, Calif./San Marcos
4	Jazmyn Rollin	INF	L/R	5-8	Sr.	Salt Lake City, Utah/West/Mizzou
13	Liliana Thomas	C	R/R	5-7	Fr.	Honolulu, Hawaii/Maryknoll
22	Jessica Puk	C/UTL	R/R	5-10	5th Year	Cedar Rapids, Iowa/Agoura Hills/Ole Miss
99	Mac Morgan	RHP	R/R	5-8	Fr.	Creighton, Mo./Sherwood

## POSITION

No.	Name	Pos.	B/T	Ht.	Yr.	Hometown (Prev. School)
1	Cydney Sanders	INF	R/R	5-8	Fr.	San Marcos, Calif./San Marcos
4	Jazmyn Rollin	INF	L/R	5-8	Sr.	Salt Lake City, Utah/West/Mizzou
13	Liliana Thomas	C	R/R	5-7	Fr.	Honolulu, Hawaii/Maryknoll
22	Jessica Puk	C/UTL	R/R	5-10	5th Year	Cedar Rapids, Iowa/Agoura Hills/Ole Miss
99	Mac Morgan	RHP	R/R	5-8	Fr.	Creighton, Mo./Sherwood

## STATE

### CALIFORNIA

1	Cydney Sanders	INF		Fr.	San Marcos, Calif. (San Marcos)
---	----------------	-----	--	-----	---------------------------------

### HAWAII

13	Liliana Thomas	C		Fr.	Honolulu, Hawaii (Maryknoll)
----	----------------	---	--	-----	------------------------------

### IOWA

22	Jessica Puk	C/UTL		Gr.	Cedar Rapids, Iowa (Agoura Hills/Ole Miss)
----	-------------	-------	--	-----	--

### MISSOURI

99	Mac Morgan	RHP		Fr.	Creighton, Mo. (Sherwood)
----	------------	-----	--	-----	---------------------------

### UTAH

4	Jazmyn Rollin	INF		Sr.	Salt Lake City, Utah (West/Missouri)
---	---------------	-----	--	-----	--------------------------------------

# 2022 SUN DEVIL SOFTBALL ROSTER



YANNIRA  
ACUNA  
OF | L/R | SR.



JAZMYN  
ROLLIN  
INF | L/R | SR.



JESSICA  
PUK  
C/UTL | R/R | 5th



EMILY  
CAZARES  
OF | R/R | SO.



CYD  
SANDERS  
INF | R/R | FR.



LILIANA  
THOMAS  
C | R/R | FR.



MAC  
MORGAN  
P | R/R | FR.



HALLE  
HARGER  
INF | R/R | R-SR.



MAKENNA  
HARPER  
OF | L/L | SR.



JAZMINE  
HILL  
OF | R/R | JR.



KRISTIANA  
WATSON  
INF | R/R | R-Fr.



BELLA  
LOOMIS  
INF | L/R | GR.



LINDSAY  
LOPEZ  
P | L/L | JR.



MAILEY  
MCLEMORE  
UTL | R/R | SR.



JORDYN  
VANHOOKE  
OF | R/R | JR.



ALLISON  
ROYALTY  
P | R/R | SO.



MARISSA  
SCHULD  
P/UTL | R/R | R-SO.



SAVANNAH  
PRICE  
INF | R/R | SO.



ALYNAH  
TORRES  
INF | R/R | JR.



**MEET THE  
STUDENT-ATHLETES**





# YANNIRA ACUÑA

# 24

SR. | OUTFIELD | L-R

Tucson, Ariz. | Salpointe Catholic High School

## HIGHLIGHT REEL

### JUNIOR (2021)

- Started 26 out of 36 games in her junior campaign.
- Ranked second on the team in slugging percentage (.676) and on-base percentage (.452).
- Career highs in batting average (.311) and home runs (7).
- Had a season best three RBIs against Oregon on 5/1 where she went 2-3 with a HR.

### SOPHOMORE (2020)

- Started seven of the thirteen games she played during the shortened season
- Collected her first home run of the season - her fourth career - on Mar. 7 against Kansas.
- Added to ASU's high-powered offense with five runs and two RBIs on three hits for the season
- Finished the season with a .923 fielding percentage

### FRESHMAN (2019)

- Acuña was a regular in the ASU lineup during 2019, appearing in mainly the DP spot in her 40 games played.
- The dangerous Acuña showed power at the plate through her freshman campaign, connecting on 12 extra-base hits including three homers on the season.
- Hit her first collegiate home run on February 9th against Weber State, and connected on her first collegiate grand slam against Stanford on April 26th.
- Ended her first season of college softball with a .271 batting average, with 23 hits in her 84 plate-appearances.




## TWEETABLES

@yanniraacuna

- Yanni is one of six players on the 2022 roster that hail from the great State 48.
- Yanni is fluent in both English and Spanish and has dual citizenship in the U.S. and Mexico.
- Past Sun Devil she would like to watch compete is Pat Tillman
- The book about Yanni's life would be called 'It's Her World, We Are Just Living In It'
- Most exciting game to be a part of: Northwestern walk off win in 2020





# EMILY CAZARES

# 35

SO. | OUTFIELD | R-R

Clovis, Calif. | Buchanan High School

## HIGHLIGHT REEL

### FRESHMAN (2021)

- Appeared in 14 games as a freshman.
- Drew two walks and had a double in eight at-bats.
- Drove in a run against Grand Canyon University on 4/6

### HIGH SCHOOL

- Two seasons ago, Cazares was a standout outfielder with Buchanan HS, finishing the season with a .486 batting average that included 21 extra-base hits.
- She collected TRAC Player of the year honors with her high school's varsity team.
- She accounted for 20 RBI and 10 stolen bases, leading Buchanan to a share of the Tri-River League championship and a 24-4 record on the year.
- She also helped Athletics-Mercado/Smith win the PGF 18U Premier national championship in 2019.
- Cazares batted .486 with five doubles, eight triples, eight homers, 32 runs scored.
- Cazares has been ranked No. 71 in the 2020 Extra Elite 100 and No. 65 in the FloSoftball top 100

### PERSONAL

- In her free time, Emily, a self-proclaimed sneakerhead, says she enjoys painting and dancing.
- Her academic interests include anatomy, economics, and psychology.
- Emily says the two main things that drew her to ASU were the coaching staff and the environment on campus as well as in the softball program.



## TWEETABLES

@emiisabellaa





# HALLE HARGER

# 2

R-SR. | INFIELD | R-R

Hanford, Calif. | Hanford West High School

## HIGHLIGHT REEL

### REDSHIRT JUNIOR (2021)

- Started 18 out of 25 games she played as a Redshirt Junior.
- Went 2-4 with two doubles and three RBIs against Utah on 4/1.
- Picked up a stolen base against New Mexico on 2/28.

### JUNIOR (2020)

- Ranked sixth in Softball America's Top 100 and made First Team All AmeriPlayed in 15 games in the condensed season with eight starts
- Scored her first run as a Sun Devil against Detroit Mercy on Feb. 15 and connected on her first home run as a Sun Devil against New Mexico on Feb. 21
- Had seven runs on eight hits including one double and seven RBIs - led all non-starters
- Boasted a .571 slugging percentage and a .536 on-base percentage
- Hit perfectly as a pinch hitter - completing the season with a 1.00 batting average in pinch situations

- Consistently advanced runners during her at-bats, improving the Sun Devil scoring position 11 out of 17 times for a team-high .647 percentage.
- Ended the season with a .960 field percentage

### SOPHOMORE (2019 at Boise State)

- Appeared in seven games on the season, making two starts at designated player before sitting out the remainder of the season in early March
- Made three appearances as a pinch hitter at the Stacy Winsberg Memorial Tournament (Feb. 15-17)
- Batted in a run in three at-bats against Michigan State (Feb. 23)
- Saw action at second base against UIC (March 2).

### FRESHMAN (2018 at Boise State)


- Appeared in 38 games while making 25 starts in her freshman season
- Batted .193/.318/.223 while recording the first hit and home run for Boise State on the season
- Went 2-for-3 in her collegiate debut, batting in two runs and having a sacrifice fly against South Dakota.
- Hit her first career home run, a grand slam, against Indiana (Feb. 9)



## TWEETABLES

@HalleHarger

- Diagnosed with cancer in late 2017, Halle took time away from softball while at Boise State. After treatment, Halle was declared cancer free on June 4, 2018.
- If she could pick the brain of any coach it would be @ASUFootball Head Coach Herm Edwards
- Happiest Halle has ever been in a game was her first homer after beating cancer (in 2020 season).
- The biggest influence on her career is her dad, assistant coach Jeff Harger.







# MAKENNA HARPER

# 55

SR. | OUTFIELD | L-L

Stevenson Ranch, Calif. | West Ranch High School

## HIGHLIGHT REEL

### JUNIOR (2021)

- Harper grew into and dominated her starting role at left field in 2021.
- The junior made huge plays in the outfield contributing 72 putouts with only three errors through 41 games starts.
- Her regular season batting average of .330 is fourth on the Arizona State team.
- Harper's on base percentage (.464) heading into the regular season finale is third on the Sun Devil squad and 13th in the Pac-12.

### SOPHOMORE (2020)

- Started all but one of the twenty-three games played in the abbreviated season
- Hit her first collegiate home run - a grand slam - against Wright State on March 5
- Harper held a .435 slug percentage with a .426 on-base percentage
- Completed the season with perfect stolen base attempts
- Recorded a 1.000 fielding percentage with 21 putouts and one assist

### FRESHMAN (2019)


- Made four starts for ASU during the season
- Made her first appearance in the maroon and gold on Feb. 9 in an ASU win over Kansas
- Scored nine runs on the season, crossing the plate for the first time in her collegiate career on Feb. 22 in a Sun Devil win over No. 21 Texas A&M
- Finished the season with a pair of hits, her first coming in a win over New Mexico State on March 8th



## TWEETABLES

@makennaharp

- If she could have dinner with anyone, anywhere, she would dine with Pres. John F. Kennedy on Air Force One.
- Fav song from fav artist: Keep Me In Mind, by Zac Brown Band
- Least favorite chore: dishes
- Favorite era is the 1980s because of the clothes & cars
- Most played song: Little Rain, by Morgan Wallen
- Bucket list item: to go skydiving
- Pizza toppings: just cheese :)







# JAZMINE HILL

# 77

JR. | OUTFIELD | R-R

Goodyear, Ariz. | Millennium High School

## HIGHLIGHT REEL

### SOPHOMORE (2021)

- Started in all 49 games as a sophomore.
- Was recognized on the Pac-12's All-Conference Third Team and All-Freshman team for her season performance.
- Had one of the hottest bats in the lineup, hitting .347 on the year with ten home runs and 40 RBIs.
- Hill was solid in the outfield posting a .979 fielding percentage with four assists.
- Ranked second on the team with 52 hits.

### FRESHMAN (2020)


- Ranked sixth in Softball America's Top 100 and made First Team All America
- Started in all 29 games, making her way up to second in the batting lineup, during the shortened season
- Her first hit in her first at-bat as a Sun Devil was a home run on Feb. 7 against Portland State
- Tied third on the team with a total of five home runs
- Ended the season with a .358 batting average and 29 hits in her 81 plate appearances
- Hill's 31 runs are ranked No. 1 in the nation amongst freshmen and No. 5 overall
- Her two triples tied for the team-high



## TWEETABLES

@Jazmine\_h77

- Happiest Jaz has been after a game was her first home game where she scored a home run in her first collegiate at-bat
- Walk-up song: Joy N'Pain by Rob Base
- "You will face many defeats in life, but never let yourself be defeated."
- If Jaz was a TV character, she would be Sandy Cheeks from Spongebob Squarepants
- Similarly, if she could only watch one show for the rest of her life, it would be Spongebob
- Pizza topping: jalenpeños





# BELLA LOOMIS

# 10

GR. | INFIELD | L-LR

Chandler, Ariz. | Hamilton High School

## HIGHLIGHT REEL

### SENIOR (2021)

- Started all but one of the 49 games in her senior campaign.
- Posted a .931 fielding percentage with 49 putouts and 73 assists.
- Loomis was a speed threat on the base paths with 12 stolen bases on the season.
- Had 21 walks on the season, tying her career high from her sophomore season.

### JUNIOR (2020)

- Loomis continued to shine, making even the most difficult plays at second look routine in her 24 games played in the shortened season
- Finished the season with career-highs in her batting average (.322) and on-base percentage (.475)
- Her .593 slugging percentage was one of the highest on the team with 19 hits, three doubles, two triples, and three home runs on the year
- Recorded a .951 fielding percentage with 41 putouts and 25 assists
- Her average .71 walks per game rank fifth and total season sac flies rank second in the Pac-12

### SOPHOMORE (2019)

- Loomis played and started every game at second base for ASU in the 2019 season

- Finished her second season as a Sun Devil with 43 hits, including 24 for extra bases
- After not hitting a home run in her freshman season, Loomis showed a pension for power with 10 long balls in her sophomore campaign
- Ended the 2019 season with a .662 slugging percentage, a mark that ranked fourth on the team, and third among players returning to the roster in 202
- Hit her first collegiate home run against Utah State on 2/17
- Carded her first multi-home run outing against Princeton on 3/2, before accomplishing the feat again in a Sun Devil win over South Dakota on 3/10
- Finished the season with 12 multi-RBI outings, including a team-leading two games with five or more RBI

### FRESHMAN (2018)

- The freshman infielder appeared in 43 games, getting the start in 28 outings.
- The Chandler native collected a season high three-hit game in a win against Oregon State on April 8th.
- In her first season, Loomis held a .233 average with a .333 on base percentage.
- She completed the 2018 season with a perfect three-for-three on stolen base attempts.
- In the field, she recorded a .964 fielding percentage with 35 putouts and 41 assists.
- Drew 14 walks, a mark that ranked fourth best on the team following the season.




## TWEETABLES

@bellaloomis

- If Bella could have dinner with anyone, anywhere it would be Bob Goff at Disneyland.
- "Always stay humble and kind."
- Her family always tells the story about how she fell in a cactus as a kid.
- If she had to, she could watch only The Office for the rest of her life.
- Pizza toppings: pepperoni, sausage, sometimes pineapple.
- Dream career is to work with and mentor student-athletes academically





# LINDSAY LOPEZ

# 18

JR. | PITCHER | L-L

San Tan Valley, Ariz. | Poston Butte High School

## HIGHLIGHT REEL

### SOPHOMORE (2021)

- Appeared in 33 games, starting 19 in the circle.
- Compiled a 16-7 record with 96 strikeouts and a team-best 2.88 ERA.
- Threw ten complete games with four coming in conference play.
- Earned a spot on the Pac-12's All-Freshman team after a dominating year.

### FRESHMAN (2020)

- Played nine games of the condensed season with two starts as pitcher
- Recorded two wins and zero walks on the year
- Made her first appearance in the circle against Western Michigan on Feb. 8
- Finished the season with a .55 ERA with six strikeouts and one earned run, the lowest amongst PAC-12 pitchers who have started a game
- Hit her first collegiate home run against Maryland on March 1



## TWEETABLES

@lindsay\_lopez18







# MAILEY MCLEMORE

# 43

SR. | UTILITY | R-R

San Mateo, Calif. | Carlmont High School

## HIGHLIGHT REEL

### JUNIOR (2021)

- Appeared in 16 games in her second season in Tempe.
- Batted .316 batting on the season.
- Hit her first career home run as a Sun Devil against Montana on 3/5.

### SOPHOMORE (2020)

- Played in 13 games in the condensed season, starting as DH against Detroit Mercy on Feb. 15
- Scored five runs on two hits with one double and three RBIs for the season

### FRESHMAN (2019)

- Her freshman season at Foothill College, she led the California Community College Athletic Association in batting average hitting .570
- A difference maker at the plate and on the mound, as she posted a 23-10 record along with a 2.15 ERA in 37 career starts.



## TWEETABLES

@MaileyMclemore

- If Mailey could go back and watch it would be the 1984 Super Bowl to watch her dad play.
- "Never be afraid to fail."
- Growing up, she would get in trouble for fighting with her younger brother, Devon McMormore (now a Sun Devil Football student-athlete)
- Favorite sport to watch is football.
- If she could learn to do anything, it would be to play the guitar.





# MAC MORGAN

# 99

FR. | PITCHER | R-R

Creighton, Missou. | Sherwood High School

## HIGHLIGHT REEL

### HIGH SCHOOL

- Had a 0.12 ERA to help Sherwood High School win a Class 2 State Championship in 2019
- Batted .590...with 14 home runs and 57 RBIs
- 2019-2020 Missouri Softball Player of the Year
- 26-3 Pitching record with 366 Strikeouts
- Maintained a 3.76 GPA
- Played with Aces Fastpitch 18U
- Ranked #15 by FloSoftball Hot 100 and #4 by Extra Innings Elite 100
- Second Team All-State Missouri Class 2A Pitcher (2018)
- First Team All-State Missouri Class 2A Pitcher (2019)
- Missouri Gatorade Player of the Year 2019




## TWEETABLES

#TwitterlessMorgan







# SAVANNAH PRICE

# 16

SO. | INFIELD | R-R

Rio Linda, Calif. | East Nicolaus High School

## HIGHLIGHT REEL

### FRESHMAN (2021)

- Appeared in 25 games, starting eight in her first year as a Sun Devil.
- Fielded a .900 fielding percentage with 14 putouts and 13 assists.
- Had a breakout game against Oregon on 5/1, going 2-2 with her first career home run and two RBIs.
- In 25 at-bats, Price had nine hit including a double and a home run, and three walks.

### HIGH SCHOOL

- A three-time All-State Team recipient by Cal-Hi, Price appeared in 100 varsity games for the Lady Spartans
- She is a two-time Mid-Valley League MVP. In her freshman season, Price appeared in 32 games where she hit at a .486 clip with 51 hits and 49 RBI's
- Sophomore season Price posted a .590 batting average with 62 hits and 58 RBI on the season, a feat that earned her Mid-Valley League Co-MVP honors, as well as a Northern Section First-Team honor to accompany a Sac Bee All-Metro honorable mention nod
- The talented infielder would go on to post a .500 batting average, .609 OBP and a .987 SLG percentage last season, culminating in being named to the Mid-Valley League First-Team, and to the Northern Section First-Team.



## TWEETABLES

#TwitterlessPrice

- When not on the softball field, Price was an active member of the FFA where she raised pigs.





# JESSICA PUK

# 22

GR. | CATCHER/UTILITY | R-R

Cedar Rapids, Iowa. | Agoura Hills High School

## HIGHLIGHT REEL

### 2021 (SENIOR AT OLE MISS)

- Started all 58 games
- Batted .252 with a .408 on-base percentage and led the team with 34 runs scored, also driving in 32 runs
- Paced Ole Miss with 29 walks, also drawing 14 HBPs
- Ranked second in the SEC and third in the nation with six sacrifice flies
- 2-for-2 on stolen base attempts
- One error in 134 chances for a .993 fielding percentage

### 2020 (JUNIOR AT OLE MISS)

- Season cut short due to the spread of novel coronavirus COVID-19 and started all 25 games between designated player and the outfield
- Led the Rebels with 16 RBIs and posted a .324 batting average, third-highest on the team
- Racked up seven extra-base hits, including a team-best four doubles and three home runs
- Ranked second on the team with a .500 slugging-percentage
- Drew 10 walks and a pair of HBPs, recording a .409 on-

base percentage

### 2019 (SOPHOMORE AT OLE MISS)

- Appeared in and started in all 61 games, primarily at second base
- Batted .250 with a .366 on-base percentage and a .464 slugging percentage
- Drove in 41 runs with 10 multi-RBI games, both second most on the team
- Ranked second on the team with nine home runs
- Added seven doubles and one triple
- Scored 28 times
- Drew 20 walks and 13 HBPs

### 2018 (FRESHMAN AT OLE MISS)

- Appeared in 42 games, making eight starts primarily behind the plate
- Registered a .209 average with a double and a triple
- Drove in and scored four goals apiece
- Named to the SEC First Year Honor Roll
- Selected as a NFCA Easton Scholar Athlete



## TWEETABLES

@jessi\_puk







# JAZMYN ROLLIN

4

SR. | INFIELD | L-R

Salt Lake City, Utah | West High School

## HIGHLIGHT REEL

### 2020 (SOPHOMORE AT MIZZOU)

- 2020 season was canceled after 26 games due to the COVID-19 pandemic
- Continued to make her presence known as one of the most dangerous offensive threats in the country.
- Started all 26 games on the season – making 17 starts are shortstop, a start at second and eight starts at designated player.
- Was third on the team with a .364 batting average, going 28-for-77 at the plate.
- Scored 27 runs, while adding five doubles, a triple and a team-high seven home runs for a .364/.495/.727 batting line.

### 2019 (FRESHMAN AT MIZZOU)

- Was named to the SEC's All-Freshman team, marking the sixth straight season Mizzou has placed a player on the first-year team.
- Also received national acclaim, as she was one of just 25 freshman nationwide to earn a spot on the NFCA/Schutt Sports Freshman of the Year Watch List.

- Rollin was also named to Softball America's Freshman of the Year Watch List, while also taking home SEC Freshman of the Week Honors (March 25) for her performances against Bradley and during Mizzou's road sweep of then-No. 13 Kentucky.
- She finished her first-year campaign with staggering numbers, batting .331(49-139) to go along with 43 runs scored, 10 doubles, 10 homers and 41 RBI.
- Led the Tigers with her 17 stolen bases 10 home runs were tied for second-most on the squad.
- She became the first Tiger to post double-digit homers and double-digit stolen bases in the same season since 2016
- She did all of this despite limited playing time, appearing in 55 of Mizzou's 60 games while only starting in 44 of those games.



## TWEETABLES

#TwitterlessRollin







# ALLISON ROYALTY

# 11

SO. | PITCHER | R-R

Corinth, Texas | Home School

## HIGHLIGHT REEL

### FRESHMAN (2021)

- In her first year at ASU, Royalty appeared in 32 games and started 19.
- Royalty compiled a 11-6 record with a 3.20 ERA, leading the pitching staff with 121 strikeouts.
- In her first career start against Seattle U on 2/12, Royalty threw five innings with eight strikeouts. In her next start against Cal State Fullerton, Royalty pitched six innings with nine strikeouts.
- Royalty became the fastest freshman to strike out 100 batters since Dallas Escobedo, who did it in 2011.
- After a strong first season, Royalty was named to the Pac-12's All-Freshman Team, joining Jazmine Hill and Lindsay Lopez.

### HIGH SCHOOL

- In 2018 Extra Innings ranked Royalty the No. 38 player in the class of 2020, and this season, FloSoftball recognized her as the No. 4 prospect in the class
- A dominant right-hander, Royalty helped lead the Athletics Mercado/Smith 18u club team to a 2019 PGF 18u Premier National Championship
- She also aided her team to a second-place showing at the IDT Boulder Tournament



## TWEETABLES

#TwitterlessRoyalty

- Favorite ballpark food are ice cream sandwiches
- Allison hopes to win the Women's College World Series with the Sun Devils while leaving a mark as someone that can be counted on to work their hardest
- Allison is a huge music buff - no matter where she is, she'll have music playing





# CYDNEY SANDERS

1

FR. | INFIELD | R-R

San Marcos, Calif. | San Marcos High School

## HIGHLIGHT REEL

### HIGH SCHOOL

- Earned four Varsity letters at San Marcos Highschool
- Finished her high school career with a .510 batting average, a .564 OBP, 81 RBIs and 72 Runs
- Played on Corona Angels travel ball team
- Chose ASU because of the coaching staff and beautiful



## TWEETABLES

@SandersCydney





# MARISSA SCHULD

8

SR. | PITCHER/UTILITY | R-R

Scottsdale, Ariz. | Pinnacle High School

## HIGHLIGHT REEL

### RED-SHIRT SOPHOMORE (2021)

- Ineligible due to in-conference transfer.

### SOPHOMORE (2020 at University of Arizona)

- Emerged as Arizona's primary designated player, starting 15 of UA's 25 games at designated player.
- Finished fourth on the team with a .350 average in 40 at-bats.
- Hit a double and a homer, helping her to a .525 slugging percentage, fifth highest on the team.
- Drove in six runs and scored six of her own.
- Had a hit in first nine games she appeared in, the second longest hitting streak of any player on the team.
- Posted three multi-hit games, including her 2-for-3 day with a double, a homer and three RBI in her first career start in the lineup vs. Portland State (2/8).
- Also homered and drove in three runs vs. San Diego State (2/21).
- Drew a career-high two walks vs. Alabama (2/28).
- In the circle, made three scoreless appearances, allowing just two total hits in the process.

### FRESHMAN (2019 at University of Arizona)

- Went a perfect 2-0 with a sparkling 0.48 ERA in the circle and eight strikeouts to just one walk.
- Did not walk a batter over her final three appearances.
- Pitched 14.2 innings over five appearances, including two starts.
- Won the only two games she started, vs. UC Santa Barbara (2/23) and UTEP (4/3).

- Did not allow an extra-base hit on the season.
- Made her Pac-12 debut vs. Oregon (3/16) and pitched a scoreless inning with one strikeout and one hit allowed.
- Scored a run at Utah (4/6), the first of her career.
- Pitching: 5 APP/2 GS, 2-0, 0.48 ERA, 8 Ks, 14.2 IP, .232 b/avg, .800 fld%

### HIGH SCHOOL (Pinnacle)

- A four-year letterwinner at Pinnacle High School in Scottsdale, Arizona under head coach Bobby Pena
- Named FloSoftball High School Player of the Year in 2018
- Named Arizona Gatorade Player of the Year in 2017 and 2018
- Two-time AZ Central Softball Player of the Year
- A first-team all-state, all-region, all-district and all-conference performer
- Named to the all-academic team in 2018
- In the circle, went 11-1 with a 0.74 ERA over 13 appearances as a senior and offensively hit .574 with 57 RBI, 12 doubles, nine triples, 16 home runs, a .626 on-base percentage and a 1.252 slugging percentage
- Owns career records in home runs (37), RBI (177) strikeouts (617) and victories (54) as well as single season records in home runs (16), RBI (57), victories (22) and strikeouts (248) at Pinnacle
- Led team to a 6A State Championship as a senior
- Competed for the Oro Valley Suncats in club ball and posted five top-eight finishes at PGF.



## TWEETABLES

@marissaschuld17

- If she could learn to do anything, she would pick up how to fly a plane
- Most important thing her family taught her was to stay true to herself
- Pizza toppings: Pineapple, cheese, & pepperoni
- First concert was Justin Bieber
- Most played song: Laugh Now, Cry Later by Drake
- If she could be on a show, it would be American Ninja Warrior
- Most useful app: Starbucks







# LILIANA THOMAS

# 13

FR. | CATCHER | R-R

Honolulu, Hawaii | Maryknoll High School

## HIGHLIGHT REEL

### HIGH SCHOOL

- Named the 2019-2020 Gatorade player of the year for the state of Hawaii
- Played at Maryknoll High School
- Member of Firecrackers Brashear travel ball team
- Ranked as the nation's No. 57 recruit in the Class of 2021 by Extra Inning Softball
- Two-time Second Team All-State selection for Maryknoll School
- Hit 19 home runs and had 63 RBIs for her summer and fall seasons with the Firecrackers



## TWEETABLES

#TwitterlessThomas





# ALYNAH TORRES

# 40

JR. | INFIELD | R-R

Glendale, Ariz. | Cactus High School

## HIGHLIGHT REEL

### SOPHOMORE (2021)

- Started every game for the Sun Devils in her sophomore year.
- Had two multi-home run games against the University of New Mexico on 2/28 and the University of Arizona on 4/17.
- Torres tore it up on offensively, hitting .273 with 12 home runs, 34 RBIs and 11 walks.
- Held it down at the shortstop position with a .953 fielding percentage, 52 putouts and 89 assists.
- Ranked second on the team with 12 home runs.

### FRESHMAN (2020)

- Torres was a regular in the ASU lineup starting all twenty-nine games at shortstop during the abbreviated season - one of only two freshmen starters
- She tied the team-high with nine home runs in addition to 34 hits and 31 RBI, which placed her at No. 47 in Softball America's Top 100
- Hit her first collegiate home run on Feb. 7 against Kansas
- Ranks 15th nationally and 2nd in the Pac-12 for home runs
- Ended her first season with a .802 slugging percentage, a mark that ranked second on the team and third in the Pac-12
- Carded a .923 field percentage, including 37 putouts and 46

### assists

- Ran through 69 total bases – one less than Kindra Hackbarth's team-high - and earned 31 RBI – one less than Maddi Hackbarth's team-high
- Out of the five players that started every single game, Torres struck out the fewest and only a mere six times
- Defensively, Torres put out 36 opponents which tied for third with fellow freshman, catcher Macy Simmons

### HIGH SCHOOL

- A versatile player for Cactus High School, Torres made appearances at both shortstop and catcher during her high school playing days
- Earned MaxPreps Freshman player of the year honors following her first season of high school play
- Four-time All Arizona and West Region Player of the year
- Finished as the Gatorade player of the Year runner up
- Never hit below .500 in any of her seasons, recording a season-high .653 batting average during her senior season
- Proven to be an elite hitter, finishing her high school playing career with 141 extra-base hits, including 64 home runs
- Completed her high school playing career with 271 hits, 249 RBI and 242 runs scored
- Maintained a .602 batting average as a varsity player, helping her to a .655 OBP
- Chose ASU over the University of Arizona, Missouri, and Oklahoma... chose to come to ASU because of the atmosphere, coaching staff and the ability to play in front of her family.



## TWEETABLES

@alynaht

- If she could watch any sporting event live, she would transport to Kobe Bryant's 81-point game against the Toronto Raptors in 2006
- Dishes are no doubt the chore she hates doing
- She could watch Criminal Minds as the one and only show for the rest of her life
- Pizza toppings: pepperoni
- First concerts: Los Lonely Boys & No Doubt
- Favorite sport to watch: football and playoff baseball
- Dream job: ESPN broadcaster or sports agent







# JORDYN VANHOOK

# 17

JR. | OUTFIELD | R-R

Woodland Hills, Calif. | El Camino Real Charter

## HIGHLIGHT REEL

### SOPHOMORE (2021)

- Vanhook played in 22 games, starting 9 in her sophomore year.
- Hit her first home run of the season against UIW on 3/5.
- Had a perfect fielding percentage on the season with 41 putouts and an assist.

### FRESHMAN (2020)

- Played in 14 games in the shortened season, starting fifth in the lineup against Lehigh on March 7
- Hit her first collegiate home run on March 1 against Maryland, eventually totaling three for the season
- Carded seven runs on six hits with seven RBI for a .462 batting average

### HIGH SCHOOL

- Multi-sport athlete at El Camino Real Charter High School, playing at the varsity level in both volleyball and softball
- Selected as the Daily News Girls Athlete of the Week (4/23/18) after totaling for eight hits, four home runs and 11 RBI
- Named So Cal Sidelines' Player of the Week (4/25/18) after helping El Camino capture victories over Granada Hills Charter (14-1), Taft (18-0), and Birmingham (6-0) in West Valley League games and an 8-2 win over Notre Dame of Sherman Oaks at the Valley Classic
- 2018 CalHiSports.com First Team All-State selection thanks to a tremendous junior season
- Earned a spot on the 2018 Daily News First Team All-West Valley League after landing on the Second Team in 2017
- Led the city of Los Angeles with 14 home runs



## TWEETABLES

@jordynvanhook

- James Harden is the #SunDevilforLife that Jordyn wishes she could watch compete
- Dishes are the worst chore
- Favorite show is Greys Anatomy or All-American
- Pizza toppings: pineapple and ham
- First concert: Cheetah Girls
- Swimming with dolphins is on Jordyn's bucket list
- Favorite app is Tik Tok
- Favorite form of exercise is weightlifting





# KRISTIANA WATSON

# 30

R-FR. | INFIELD | R-R

Tuscon, Ariz. | Ampitheater High School

## HIGHLIGHT REEL

### FRESHMAN (2021)

- Redshirted in 2021.

### HIGH SCHOOL

- A two-time All-American and five-sport varisty player from Tuscon, Arizona.
- Watson hit an incredible .736 with 31 home runs and 105 RBIs while hitting 35 doubles with a .797 on-base percentage and 1.709 slugging percentage in her first two seasons at Ampitheater High School.
- In her freshman year, Watson was named Arizona 4A Player of the Year, while also earning a 4A All-State and All-Arizona Team Honor.
- In her sophomore season, Watson hit an amazing .716, with 14 home runs and 51 RBIs.
- She was selected as a MaxPreps All-American, as well as 4A Offensive Player of the Year, as well as being named a finalist for the Arizona Player of the Year.

### PERSONAL

- The Tuscon native says she has always wanted to compete in the Pac-12 and hopes to work with professional athletes and own her own business following her graduation from ASU.



## TWEETABLES

#TwitterlessWatson

- People may not know that Kristiana did competitive cheer in high school.
- Favorite ballpark food: hot dogs and popcorn
- Typical day off includes sleeping and movies





# MEET THE COACHING STAFF





# TRISHA FORD

---

## Head Coach

Trisha Ford was named the head coach of Sun Devil softball by Vice President for University Athletics and Athletics Director Ray Anderson on June 15, 2016.

Arizona State softball had its 16th consecutive NCAA appearance and hosted the regional in Tempe to conclude the 2021 season after playing 29 games in the 2020 season. Sun Devil softball finished with a 33-16 record, while recording a 30-8 record at Farrington Stadium. At the end of the regular season, six student-athletes were named to the Pac-12 All-Conference Team. Ford picked up her first series win against Arizona as the Sun Devils swept the Wildcats for the first time since 2012. ASU spent 14-straight weeks in the top-15 of the NFCA/USA Today Poll and lost only two regular season series over the span of the season.

ASU hosted four tournaments in the shortened 2020 season's five weeks and proved the strength of softball in the desert, recording a 19-4 mark at Farrington Stadium. In non-conference competition, the Sun Devils used their depth of big bats to rank first nationally in several categories. ASU led the nation's slugging percentage with a team average of .648.

Pitchers - Ford's bread and butter - excelled in 2020. This season's trio included seniors Cielo Meza and Samantha Mejia and junior Madison Preston with the occasional supplement from freshman Lindsay Lopez. ASU's 2020 pitching staff combined for a 2.24 ERA - through non-conference play in 2019, the pitching staff - which included Meza and Mejia - threw for a 3.50 mark. From the mound, ASU struck out 221 batters and walked only 49 in 181.0 innings pitched while holding opponents to a .202 batting average.

In her first three seasons as head coach, Ford boasts an impressive 113-50 (.693) record. In her third season at the helm of ASU Softball in 2019, Ford led the Sun Devils to their 15th consecutive NCAA Tournament appearance. The Sun Devils finished the year with a 35-20 record, that included a 13-11 mark in Pac-12 play. ASU's 35 games in the win column marked the team's 24th-straight 30 win season, and culminated to a quarter century of straight winning seasons.

The Sun Devils finished fourth in the Pac-12 and boasted a 23-10 record at Farrington. Ford's 2019

squad led the Pac-12 in doubles per game (1.76), on base percentage (.419), slugging percentage (.606), and scoring with an average of 7.47 runs per game. Sun Devil dominance showed on the national stage as ASU landed in the top-5 for home runs per game, doubles per game, on base percentage, slugging percentage, and scoring.

In 2018, Trisha Ford was named the Pac-12 Coach of the Year following a season that saw ASU make their 12th NCAA Women's College World Series appearance. The Sun Devils finished the year with a 48-13 record, that included a 16-8 mark in Pac-12 play. The 48 wins on the year marked the team's 23rd- straight 30 win season, and 24th- straight winning season in program history. The 48 wins marked the most in a single season for ASU since winning 50 games in 2013.

In Pac-12 play, the 2018 season marked the Sun Devils' best record since the 2013 season. The 16 conference wins paced ASU to a third place finish, the 29th- top-five finish in conference play in program history, and first top-three finish since 2014.



Ford, widely respected as one of the nation's premier pitching coaches, guided the Sun Devil staff to a miniscule 2.32 ERA in just her first season in Tempe (2017), a full point lower than the team's 3.66 mark during the 2016 season.

The prolific Sun Devil offense also made strides during the 2017 season, bringing in 273 runs on nearly 400 hits that included 62 home runs, ASU's 12th-straight season with at least 60 long balls.

Ford took over an illustrious Sun Devil program that lays claim to over 1,600 wins and four national championships. Ford led her Fresno State team to consecutive Mountain West Conference championships in both the 2015 and 2016 seasons en route to being named the 2016 MWC Coach of the Year. While being an extremely successful collegiate coach, Ford also served as an assistant coach for the 2016 Gold Medal USA Softball Junior Women's National Team during the summer of 2016.

"One of the greatest indicators of future success is what someone has accomplished in their past, and based on Trisha's achievements, we anticipate she will bring great success to Sun Devil Athletics," said Anderson. "She has elite expectations and recognized the innovative direction that Arizona State is heading. She has great energy and I believe our student-athletes will buy into her vision for the program."

Prior to arriving in Tempe, Ford led the Fresno State's offense to back-to-back top 35 appearances in batting average in both the 2014 and 2015 season, as well as finishing 19th in scoring in 2016. The Bulldog defense was consistently ranked among the top-three fielding teams in the MWC in Ford's four seasons at the helm and finished in the top 35 nationally in fielding percentage in 2013 and 2014.

"The job at Arizona State is a great opportunity to coach an elite-level, Pac-12 softball program," said Ford. "ASU has been a school I

have followed closely and it has been a dream of mine to get the chance to coach here in Tempe. The team has such great student-athletes and I can't wait for us to return the program to national prominence. I am also looking forward to getting out into the community, meeting our former players and getting to know such a loyal and passionate fan base. I would like to thank President Crow, Ray Anderson, Don Bocchi, Scottie Graham and Deanna Garner-Smith for this opportunity to bring home another NCAA Title to Arizona State."

After taking over the storied Bulldog softball program in June of 2012, Ford claimed her first conference title in 2015 and led Fresno State to back-to-back postseason campaigns. In Ford's first season with the Bulldogs, Fresno State transitioned into the Mountain West. Since then she has built a record of 68-21 in conference play and an overall record of 142-71-1 (.667), including a record of 82-28-1 (.743) over the past two seasons.



The two-time defending Mountain West Coach of the Year (2015, 2016), Ford led her Bulldogs to consecutive 40-win campaigns in the past two years. That includes a 2016 campaign that saw Fresno State go 42-12-1 with an incredible 22-1 mark in MWC action. The Bulldogs went unbeaten through the month of April and recorded a then-nation-leading 23 game win streak, setting a new school record for consecutive victories.

After enjoying 14 weeks ranked in the nation's top 25, Fresno State closed out the 2016 regular season at No. 18 in the ESPN.com/USA Softball Collegiate Top 25 and No. 20 in the USA Today/NFCA Division I Softball Coaches Poll – the highest final team ranking since the 2008 season. The 14 weeks in the rankings set a new Mountain West record, as Fresno State became the first MWC team to crack the

rankings since 2012.

The Bulldogs registered four of the league's five postseason honors including Kierra Willis as the 2016 Mountain West Player of the Year, Jill Compton as the Pitcher of the Year, senior catcher Paige Gumz as the Defensive Player of the Year and Ford as the reigning Coach of the Year – becoming just the third coach in MWC history to repeat as Coach of the Year. Compton similarly was the third pitcher in league history to earn the award twice.

Ford has been greatly involved with USA Softball as an assistant coach for the Junior National Team and will take her leadership skills back to the national level this summer as she joins the ranks of the USA Senior National team coaching staff.

Last season, Ford helped lead the

U.S. Junior Team to a gold-medal performance at the World Baseball Softball Confederation Junior Women's World Championship. Ford guided Kelly Barnhill as she went the distance in the circle for Team USA, tossing 99 pitches and striking out 11, while allowing only one earned run against defending champion Japan.

In 2013, the Americans went 8-1 in the event with its only loss in the tournament final to Japan en route to the silver medal at the International Softball Federation (ISF) X Jr. Women's World Championships with Ford on the staff. The U.S. pitchers did not allow a run in the first eight games that included one no hitter, five one-hitters and two, two-hitters, and overall sported a 0.45 ERA for the tourney with 61 strikeouts, three walks and 16 hits allowed in 46 innings.

In her nine years with the Cardinal prior to Fresno State, Ford helped guide Stanford to its greatest run in school history and a 385-155 (.713) overall record. The team advanced to the postseason in each of Ford's nine seasons, making six Super Regionals and one Women's College World Series (2004) appearances, and ended the season ranked in the top 10 four times.

At Stanford, Ford served as the primary pitching coach and worked with the infielders while also being responsible for recruiting, community outreach, camps and clinics. Ford helped the Cardinal average 43 wins per season and mentored three of the best hurlers in school history.

Ford oversaw the development of All-American pitchers Missy Penna and Dana Sorenson with Penna finishing her time at Stanford as a two-time All-American and the





school record holder in wins (119), strikeouts (1,267), shutouts (50) and innings pitched (1,086.1) while finishing her career with a 1.84 ERA.

Ford also worked with Teagan Gerhart during her latter seasons on 'The Farm', guiding Gerhart to top-four marks in career strikeouts and shutouts, a career 2.14 ERA, and 23 victories to help the Cardinal finish the season with a 40-19 record and a No. 20 national ranking.

Prior to joining Stanford's coaching staff, Ford spent two seasons as the head coach at her alma mater - Saint Mary's College in Moraga, Calif. Prior to being named head coach, Ford served as an assistant at Saint Mary's in 2001.

Arguably the best softball player in Saint Mary's history, Ford, the former Trisha Dean, is the only female student-athlete in school history to have her number (9) retired.

In the spring of 2007, Ford was among six former athletes and coaches to be inducted into the Saint Mary's College Hall of Fame. Ford graduated from Saint Mary's with a degree in politics in 1999. A native of Fremont, Calif., she earned nine varsity letters in softball, volleyball and basketball during her prep career at American High School. An All-East Bay pick as a senior, Ford was also a four-time All-Mission Valley Athletic League selection.

Ford and her husband, Eddie, married in the summer of 2005, and have two children, Emma and EJ.

02V<sup>TM</sup>

Ford's Career Head Coaching Record			
Year	School	Overall	Conf.
2002	St. Mary's	17-37	
2003	St. Mary's	25-27	7-12
2013	Fresno State	18-13	11-7
2014	Fresno State	17-15	15-9
2015	Fresno State	40-15	20-4
2016	Fresno State	42-12-1	22-1
2017	Arizona State	30-17	9-12
2018	Arizona State	48-13	16-8
2019	Arizona State	35-20	13-11
2020	Arizona State	22-7	NA
2021	Arizona State	33-16	12-9
Total:		294-176-1	



# JIMMY KOLAITIS

## Assistant Coach - Recruiting

Arizona State softball head coach Trisha Ford announced the hire of Jimmy Kolaitis as the new assistant coach for Sun Devil Softball on July 1, 2020.

Kolaitis's resume is filled with elite softball that includes Pac-12 Conference Championships, four trips to the Women's College World Series, a National Pro Fastpitch League Championship, and nearly 20 years of coaching experience.

The Alabama native made the move to Sun Devil Country after two seasons as the head softball coach at the University of Alabama Birmingham. Although, Kolaitis is no stranger to the West Coast and served as an assistant coach at the University of Oregon for five seasons before taking the helm at UAB.

"I am extremely excited about coming back to the Pac-12. I'm also very grateful to Coach Ford for allowing me this opportunity at ASU," Kolaitis said. "I have known this staff for quite a while and know that they are great coaches and even better people. I look forward to this new journey and helping this program get to another national championship."

Kolaitis led the UAB squad to a 34-42 record in two seasons, including a 15-11 mark in the shortened 2020 season. Kolaitis took over the program in 2018 and immediately enhanced the team's offensive attack. The Blazers connected more at the plate under Kolaitis, amounting in UAB scoring more runs and hitting for more doubles and RBI. With his leadership, UAB attained an improved batting average and slugging percentage while cutting strikeouts by more than half in his

first season.

Kolaitis returned to his Alabama roots after five seasons in the Pac-12 Conference at Oregon as an assistant softball coach, recruiting coordinator and hitting coach. During Kolaitis' tenure, the Ducks compiled a 256-42-1 record, won four Pac-12 Conference Championships, finished the regular season ranked No. 1 in the nation in 2014, 2015, and 2018 and made four trips to the Women's College World Series.

Well-versed in college softball, Kolaitis also brings a wealth of top-notch professional softball knowledge from the National Pro Fastpitch League, having worked with the Scrap Yard Dogs and the Chicago Bandits. While better known for his skill as a hitting and recruiting coach, Kolaitis proved he's a coach of many talents and served as the pitching coach for the Scrap Yard Dogs in 2017. There he worked with four-time All-American and Olympic pitcher Monica Abbott, who won Pitcher of the Year and broke the league record for strikeouts in a season. The Scrap Yard Dogs won the NPF Championship in 2017.

In 2013, he served as an assistant coach for the Chicago Bandits, working with several national team participants and two players from the Japan Olympic team.

Before working at Oregon and with the NPF, he served as an assistant coach and recruiting coordinator at South Alabama from 2008-13. Under his guidance, the Jaguars went 173-95-1 and won the Sun Belt Championship in 2012 and 2013. The Jags advanced to the NCAA Tournament in 2012, playing in the Tuscaloosa Regional and hosted an NCAA Regional as the 13th

ranked team in the nation in 2013.

From 2004-08, Kolaitis was the Director of Operations at Troy as the Trojans won the Sun Belt Championship in 2006, advancing to the Tuscaloosa Regional and in 2007 when Troy went to the Oxford Regional.

Before arriving in Troy, Kolaitis was an assistant baseball coach at Lee Scott Academy from 2000-02 and helped guide the Warriors to the 2002 AISA State Championship. He was also an assistant coach for the Boys of Baseball Travel, a national travel team based out of Auburn, Ala. from 1999-2006. He coached many top prospects throughout the country, including 14 first-round draft picks.

A graduate from Lee Scott Academy, Kolaitis earned an associate of arts degree in education in 2002 from Southwest Tennessee Community College and earned a bachelor's of science degree in business administration and marketing from Troy University in 2007.

### COACHING EXPERIENCE:

Assistant Coach, Arizona State (2020-present)

Head Coach, University of Alabama Birmingham (2018-2020)

Assistant Coach, University of Oregon (2014-2018)

Assistant Coach, Chicago Bandits (2013)

Assistant Coach, South Alabama (2009-13)

Assistant Coach, Mat-su Miners Alaskan League (Baseball) (2008)

Assistant Coach, Southwest Tennessee Community College (Baseball) (2002-04)

Assistant Coach, Lee Scott Academy High School (Baseball) (2002)



# JEFF HARGER

## Assistant Coach - Offensive/Hitting

Head Arizona State softball coach, Trisha Ford, announced the elevation of Jeff Harger to the position of Assistant Coach for the 2019 season in the fall of 2018.

In 2020, Harger's hitters took full force, never yielding their offensive prowess even in a shortened season. The 2020 squad led all NCAA teams in home runs with 50 dingers in only 29 games played. Harger's attention to hitting mechanics pushed ASU's strongest hitters including Kindra and Maddi Hackbarth, Alynah Torres, and Jazmine Hill to new heights. The team's batting average ranked 12th nationally and fourth in the Pac-12. With 58 doubles, the Sun Devils ranked second in the country and first in the conference. Once the Sun Devils' bats were hot, there was no slowing down. Out of 295 programs, ASU's average of 7.79 runs per game led the conference and ranked third in the NCAA. The squad's massive .648 slugging percentage led the nation.

In 2019, Harger helped the softball team with their overall 35-20 record, Pac-12 13-11 record, and secured a spot in the NCAA tournament for the 15th- consecutive postseason.

Harger, a California native, served as a Volunteer Assistant through the

2018 season, working primarily with the Sun Devil offense.

Harger guided an ASU roster that combined for 155 extra base hits during the 2018 season, including 66 home runs, a mark that stands as the most long balls for a Sun Devil offense since the 2015 season saw the Devils club 81 home runs. The powerful Sun Devil offense, combined with one of the nation's most prolific pitching staffs, proved to be a formidable duo in 2018, resulting in ASU reaching the NCAA Women's College World Series for the 12th- time in program history.

"I think Jeff brings an intensity and a standard every day that focuses on no wasted time, no wasted movement. He really understands swing mechanics and I think our players are starting to really understand that piece of the game. This year already we have seen huge growth in that area," Coach Ford of Harger in 2019.

The successful 2018 season for the Sun Devils also earned Ford, Harger and fellow assistant coach Carly Wynn their second NFCA Regional Coaching Staff of the Year honor. The trio also earned the honor in 2016 after guiding Fresno State to an impressive 42-12-1 record that included the Bulldog's first NCAA Postseason win

since 2011.

The 2016 Fresno State team remains one of the most impressive Bulldog offenses in program history, setting all-time season records in most home runs (61), slugging percentage (.499) and finishing the year with the second-best conference record (22-1) in program history.

Prior to joining the Fresno State staff in 2016, Harger served as the head coach of the 18Gold Central California Dirt Dogs Organization, which was constructed in 2007 to help players from central California hone their skills to compete in the highest levels of softball.





**RUSS HEFLAY**  
Volunteer Coach



**GIORGIE LOOMIS**  
Director of Operations

**ASU**®







**2022  
SEASON  
SUN DEVIL SOFTBALL**

## INDIVIDUAL STATISTICS

**2022 Sun Devil Softball**  
**Overall Statistics for Arizona State (as of Feb 21, 2022)**  
**(All games Sorted by Batting avg)**

Record: 7-3 Home: 5-2 Away: 0-0 Neutral: 2-1 Pac-12: 0-0

Player	avg	gp-gs	ab	r	h	2b	3b	hr	rbi	tb	slg%	bb	hp	so	gdp	ob%	sf	sh	sb-att	po	a	e	fld%
1 Sanders, Cydney	.500	10-10	20	8	10	2	0	2	12	18	.900	7	1	3	0	.621	1	0	0-0	50	1	3	.944
77 Hill, Jazmine	.481	10-10	27	16	13	2	1	3	9	26	.963	3	2	5	0	.563	0	1	1-1	5	0	2	.714
24 Acuna, Yannira	.435	10-10	23	9	10	5	1	1	8	20	.870	6	1	3	0	.567	0	0	0-0	7	0	0	1.000
30 Watson, Kristiana	.412	9-7	17	5	7	1	0	3	9	17	1.000	2	1	1	0	.500	0	1	0-0	4	0	0	1.000
40 Torres, Alynah	.409	10-9	22	5	9	2	0	1	6	14	.636	4	0	1	0	.481	1	0	0-0	10	11	3	.875
4 Rollin, Jazmyn	.333	9-8	18	6	6	1	0	3	7	16	.889	1	3	8	0	.455	0	0	0-1	13	12	1	.962
35 Cazares, Emily	.267	9-3	15	3	4	1	0	1	2	8	.533	0	0	1	0	.267	0	0	0-0	2	0	0	1.000
10 Loomis, Bella	.214	9-9	14	6	3	0	0	0	2	3	.214	3	1	5	0	.389	0	0	0-0	2	7	2	.818
8 Schuld, Marissa	.200	5-3	10	1	2	1	0	0	0	3	.300	0	0	5	0	.200	0	0	0-0	0	0	0	.000
55 Harper, Makenna	.167	9-9	18	3	3	2	0	0	4	5	.278	2	1	7	0	.273	1	0	0-0	1	1	0	1.000
22 Puk, Jessica	.000	10-9	13	2	0	0	0	0	1	0	.000	4	1	4	0	.278	0	0	1-1	64	10	0	1.000
-----																							
17 VanHook, Jordyn	.429	8-0	7	2	3	0	0	0	2	3	.429	1	1	2	0	.556	0	0	0-0	5	0	0	1.000
2 Harger, Halle	.333	8-2	6	1	2	0	0	0	0	2	.333	0	0	2	0	.333	0	0	0-0	6	9	0	1.000
43 McLemore, Mailey	.286	7-0	7	1	2	0	0	1	3	5	.714	0	0	2	0	.286	0	0	0-0	0	0	0	.000
13 Thomas, Liliana	.000	2-1	3	0	0	0	0	0	0	0	.000	1	0	1	0	.250	0	0	0-0	3	1	0	1.000
16 Price, Savannah	.000	7-1	3	1	0	0	0	0	1	0	.000	1	0	1	0	.250	0	0	0-0	3	3	1	.857
Totals	.332	10	223	69	74	17	2	15	66	140	.628	35	12	51	0	.443	3	2	2-3	177	59	13	.948
Opponents	.222	10	230	29	51	2	1	8	27	79	.343	18	11	65	1	.309	0	0	6-9	161	31	5	.975

LOB - Team (45), Opp (53). DPs turned - Team (2), Opp (3). IBB - Team (1), Sanders 1. Picked off - Harper 1, Price 1.

**(All games Sorted by Earned run avg)**

Player	era	w-l	app	gs	cg	sho	sv	ip	h	r	er	bb	so	2b	3b	hr	b/avg	wp	hp	bk	sfa	sha
18 Lopez, Lindsay	1.17	1-0	5	1	1	1/0	0	18.0	14	7	3	3	18	1	0	3	.197	0	6	0	0	0
8 Schuld, Marissa	1.95	2-1	4	3	1	0/2	0	14.1	7	4	4	1	23	1	1	2	.143	1	2	0	0	0
99 Morgan, Mac	2.68	3-1	7	3	0	0/2	0	15.2	17	9	6	5	11	0	0	0	.262	0	3	0	0	0
11 Royalty, Allison	5.73	1-1	4	3	0	0/0	0	11.0	13	9	9	9	13	0	0	3	.289	3	0	0	0	0
Totals	2.61	7-3	10	10	2	3/2	0	59.0	51	29	22	18	65	2	1	8	.222	4	11	0	0	0
Opponents	7.43	3-7	10	10	2	1/0	1	53.2	74	69	57	35	51	17	2	15	.332	3	12	0	3	2

PB - Team (0), Opp (3). Pickoffs - Team (1), Puk 1, Opp (2). SBA/ATT - Puk (6-8), Morgan (4-6), Royalty (1-2), Thomas (0-1), Schuld (1-1).

# INDIVIDUAL STATISTICS

## 2022 LEADERS

### 2022 Sun Devil Softball Batting Leaders for Arizona State (as of Feb 21, 2022) (All games)

Hitting minimums - 1 Games 1.0 AB/Game  
Pitching minimums - 1 Games 1.0 IP/Game

<b>Batting avg</b>		<b>Slugging pct</b>		<b>On base pct</b>	
1. 1 Sanders, Cydney	.500	1. 30 Watson, Kristiana	1.000	1. 1 Sanders, Cydney	.621
2. 77 Hill, Jazmine	.481	2. 77 Hill, Jazmine	.963	2. 24 Acuna, Yannira	.567
3. 24 Acuna, Yannira	.435	3. 1 Sanders, Cydney	.900	3. 77 Hill, Jazmine	.563
4. 30 Watson, Kristiana	.412	4. 4 Rollin, Jazmyn	.889	4. 30 Watson, Kristiana	.500
5. 40 Torres, Alynah	.409	5. 24 Acuna, Yannira	.870	5. 40 Torres, Alynah	.481
<b>Runs scored</b>		<b>Hits</b>		<b>Runs batted in</b>	
1. 77 Hill, Jazmine	16	1. 77 Hill, Jazmine	13	1. 1 Sanders, Cydney	12
2. 24 Acuna, Yannira	9	2. 24 Acuna, Yannira	10	2. 77 Hill, Jazmine	9
3. 1 Sanders, Cydney	8	1 Sanders, Cydney	10	30 Watson, Kristiana	9
4. 4 Rollin, Jazmyn	6	4. 40 Torres, Alynah	9	4. 24 Acuna, Yannira	8
10 Loomis, Bella	6	5. 30 Watson, Kristiana	7	5. 4 Rollin, Jazmyn	7
<b>Doubles</b>		<b>Triples</b>		<b>Home runs</b>	
1. 24 Acuna, Yannira	5	1. 77 Hill, Jazmine	1	1. 77 Hill, Jazmine	3
2. 55 Harper, Makenna	2	24 Acuna, Yannira	1	4 Rollin, Jazmyn	3
40 Torres, Alynah	2			30 Watson, Kristiana	3
77 Hill, Jazmine	2			4. 1 Sanders, Cydney	2
1 Sanders, Cydney	2			5. 4 tied at.....	1
<b>Total bases</b>		<b>Walks</b>		<b>Hit by pitch</b>	
1. 77 Hill, Jazmine	26	1. 1 Sanders, Cydney	7	1. 4 Rollin, Jazmyn	3
2. 24 Acuna, Yannira	20	2. 24 Acuna, Yannira	6	2. 77 Hill, Jazmine	2
3. 1 Sanders, Cydney	18	3. 22 Puk, Jessica	4	3. 7 tied at.....	1
4. 30 Watson, Kristiana	17	40 Torres, Alynah	4		
5. 4 Rollin, Jazmyn	16	5. 2 tied at.....	3		
<b>Sac bunts</b>		<b>Sac flies</b>		<b>Stolen bases</b>	
1. 77 Hill, Jazmine	1	1. 40 Torres, Alynah	1	1. 77 Hill, Jazmine	1
30 Watson, Kristiana	1	1 Sanders, Cydney	1	22 Puk, Jessica	1
		55 Harper, Makenna	1		
<b>Caught stealing</b>		<b>Steal attempts</b>		<b>Stolen base pct</b>	
1. 4 Rollin, Jazmyn	1	1. 4 Rollin, Jazmyn	1	1. 77 Hill, Jazmine	1.000
		22 Puk, Jessica	1	22 Puk, Jessica	1.000
		77 Hill, Jazmine	1	3. 4 Rollin, Jazmyn	.000
<b>Strikeouts</b>		<b>Grounded into DP</b>		<b>Total plate appearances</b>	
1. 4 Rollin, Jazmyn	8			1. 77 Hill, Jazmine	33
2. 55 Harper, Makenna	7			2. 24 Acuna, Yannira	30
3. 10 Loomis, Bella	5			3. 1 Sanders, Cydney	29
8 Schuld, Marissa	5			4. 40 Torres, Alynah	27
77 Hill, Jazmine	5			5. 2 tied at.....	22
<b>At bats</b>		<b>Games played</b>		<b>Game starts</b>	
1. 77 Hill, Jazmine	27	1. 77 Hill, Jazmine	10	1. 77 Hill, Jazmine	10
2. 24 Acuna, Yannira	23	24 Acuna, Yannira	10	24 Acuna, Yannira	10
3. 40 Torres, Alynah	22	40 Torres, Alynah	10	1 Sanders, Cydney	10
4. 1 Sanders, Cydney	20	1 Sanders, Cydney	10	4. 4 tied at.....	9
5. 2 tied at.....	18	22 Puk, Jessica	10		
<b>Games as sub</b>					
1. 17 VanHook, Jordyn	8				
2. 43 McLemore, Mailey	7				
3. 35 Cazares, Emily	6				
2 Harger, Halle	6				
16 Price, Savannah	6				

## TEAM STATISTICS

**2022 Sun Devil Softball**  
**Team Game-by-Game for Arizona State (as of Feb 21, 2022)**  
**Batting (All games)**

Date	Opponent	ab	r	h	rbi	2b	3b	hr	tb	bb	ibb	sb	cs	hbp	sac	sf	gdp	k	po	a	e	lob	avg
Feb 10	CAL BAPTIST	15	8	4	8	1	0	1	8	3	0	0	0	2	0	1	0	3	15	1	0	1	.267
Feb 10	OKLAHOMA STATE	23	2	4	2	0	0	0	4	4	0	0	0	1	0	0	0	11	21	7	1	5	.211
Feb 11	vs Missouri State	23	7	6	5	3	0	1	12	4	0	0	0	0	0	0	0	5	21	9	2	2	.230
Feb 12	vs DUKE	29	8	13	8	3	0	1	19	1	0	0	0	1	1	0	0	6	21	7	2	6	.300
Feb 13	vs Missouri State	16	0	1	0	0	0	0	1	0	0	0	0	0	0	0	0	5	15	4	3	1	.264
Feb 17	MINNESOTA	25	8	8	8	2	0	3	19	4	0	0	0	0	0	0	0	7	18	7	2	4	.275
Feb 18	PORTLAND STATE	22	9	10	8	2	1	2	20	4	0	1	1	2	0	0	0	3	15	5	2	6	.301
Feb 19	ILLINOIS STATE	23	12	12	12	3	1	1	20	6	0	1	0	1	0	0	0	1	15	2	0	6	.330
Feb 19	MINNESOTA	28	5	9	5	2	0	2	17	4	1	0	0	3	1	0	0	8	21	10	1	10	.328
Feb 20	TEXAS EL PASO	19	10	7	10	1	0	4	20	5	0	0	0	2	0	2	0	2	15	7	0	4	.332
Totals		223	69	74	66	17	2	15	140	35	1	2	1	12	2	3	0	51	177	59	13	45	.332

**2022 Sun Devil Softball**  
**Team Game-by-Game for Arizona State (as of Feb 21, 2022)**  
**Pitching (All games)**

Date	Opponent	ip	h	r	er	bb	so	2b	3b	hr	wp	bk	hbp	dp	ibb	score	w-l	sv	era
Feb 10	CAL BAPTIST	5.0	1	0	0	1	4	0	0	0	0	0	2	1	0	8-0	1-0	0	0.00
Feb 10	OKLAHOMA STATE	7.0	6	5	5	2	8	0	0	2	0	0	1	0	0	2-5	1-1	0	2.92
Feb 11	vs Missouri State	7.0	7	3	2	3	6	1	0	0	0	0	2	0	0	7-3	2-1	0	2.58
Feb 12	vs DUKE	7.0	9	7	3	6	8	0	0	2	2	0	1	0	0	8-7	3-1	0	2.69
Feb 13	vs Missouri State	5.0	5	4	2	0	10	1	1	0	1	0	1	0	0	0-4	3-2	0	2.71
Feb 17	MINNESOTA	6.0	5	0	0	2	5	0	0	0	0	0	1	0	0	8-0	4-2	0	2.27
Feb 18	PORTLAND STATE	5.0	1	1	1	1	6	0	0	0	1	0	1	0	0	9-1	5-2	0	2.17
Feb 19	ILLINOIS STATE	5.0	2	2	2	0	8	0	0	2	0	0	0	0	0	12-2	6-2	0	2.23
Feb 19	MINNESOTA	7.0	12	7	7	2	7	0	0	2	0	0	1	0	0	5-7	6-3	0	2.85
Feb 20	TEXAS EL PASO	5.0	3	0	0	1	3	0	0	0	0	0	1	1	0	10-0	7-3	0	2.61
Totals		59.0	51	29	22	18	65	2	1	8	4	0	11	2	0	69-29	7-3	0	2.61



# TEAM STATISTICS

## 2022 ASU GAME HIGHS

### 2022 Sun Devil Softball Season Game Highs for Arizona State (as of Feb 21, 2022) (All games)

#### TEAM GAME HIGHS

##### Batting

At bats:	29	-	vs DUKE (Feb 12, 2022 at Tempe, AZ)
Runs scored:	12	-	vs Illinois State (Feb 19, 2022)
Hits:	13	-	vs DUKE (Feb 12, 2022 at Tempe, AZ)
RBI's:	12	-	vs Illinois State (Feb 19, 2022)
Doubles:	3	-	vs Missouri State (Feb 11, 2022 at Tempe, Ariz.)
	3	-	vs DUKE (Feb 12, 2022 at Tempe, AZ)
	3	-	vs Illinois State (Feb 19, 2022)
Triples:	1	-	vs Portland State (Feb 18, 2022)
	1	-	vs Illinois State (Feb 19, 2022)
Home runs:	4	-	vs Texas El Paso (Feb 20, 2022)
Total bases:	20	-	vs Portland State (Feb 18, 2022)
	20	-	vs Illinois State (Feb 19, 2022)
	20	-	vs Texas El Paso (Feb 20, 2022)
Walks:	6	-	vs Illinois State (Feb 19, 2022)
Strikeouts:	11	-	vs Oklahoma State (Feb 10, 2022)
Sac hits:	1	-	vs DUKE (Feb 12, 2022 at Tempe, AZ)
	1	-	vs MINNESOTA (Feb 19, 2022)
Sac flies:	2	-	vs Texas El Paso (Feb 20, 2022)
Stolen bases:	1	-	vs Portland State (Feb 18, 2022)
	1	-	vs Illinois State (Feb 19, 2022)
Hit by pitch:	3	-	vs MINNESOTA (Feb 19, 2022)
Caught stealing:	1	-	vs Portland State (Feb 18, 2022)
Runners LOB:	10	-	vs MINNESOTA (Feb 19, 2022)
Hit into DP:	1	-	vs Oklahoma State (Feb 10, 2022)
	1	-	vs Missouri State (Feb 11, 2022 at Tempe, Ariz.)
	1	-	vs MINNESOTA (Feb 19, 2022)

##### Fielding

Putouts:	21	-	(4 times )
Assists:	10	-	vs MINNESOTA (Feb 19, 2022)
Errors:	3	-	vs Missouri State (Feb 13, 2022 at Tempe, Ariz.)
DPs turned:	1	-	vs Cal Baptist (Feb 10, 2022)
	1	-	vs Texas El Paso (Feb 20, 2022)

##### Pitching

Innings pitched:	7.0	-	(4 times )
Runs allowed:	7	-	vs DUKE (Feb 12, 2022 at Tempe, AZ)
	7	-	vs MINNESOTA (Feb 19, 2022)
Earned runs:	7	-	vs MINNESOTA (Feb 19, 2022)
Walks allowed:	6	-	vs DUKE (Feb 12, 2022 at Tempe, AZ)
Strikeouts:	10	-	vs Missouri State (Feb 13, 2022 at Tempe, Ariz.)
Hits allowed:	12	-	vs MINNESOTA (Feb 19, 2022)
Doubles allowed:	1	-	vs Missouri State (Feb 11, 2022 at Tempe, Ariz.)
	1	-	vs Missouri State (Feb 13, 2022 at Tempe, Ariz.)
Triples allowed:	1	-	vs Missouri State (Feb 13, 2022 at Tempe, Ariz.)
Homers allowed:	2	-	(4 times )
Wild pitches:	2	-	vs DUKE (Feb 12, 2022 at Tempe, AZ)
Hit batters:	2	-	vs Cal Baptist (Feb 10, 2022)

## TEAM STATISTICS

## 2022 OPPONENT GAME HIGHS

**2022 Sun Devil Softball**  
**Season Game Highs for Arizona State (as of Feb 21, 2022)**  
**(All games)**

## OPPONENT TEAM GAME HIGHS

## Batting

At bats:	33	-	vs MINNESOTA (Feb 19, 2022)
Runs scored:	7	-	vs DUKE (Feb 12, 2022 at Tempe, AZ)
	7	-	vs MINNESOTA (Feb 19, 2022)
Hits:	12	-	vs MINNESOTA (Feb 19, 2022)
RBI's:	7	-	vs DUKE (Feb 12, 2022 at Tempe, AZ)
	7	-	vs MINNESOTA (Feb 19, 2022)
Doubles:	1	-	vs Missouri State (Feb 11, 2022 at Tempe, Ariz.)
	1	-	vs Missouri State (Feb 13, 2022 at Tempe, Ariz.)
Triples:	1	-	vs Missouri State (Feb 13, 2022 at Tempe, Ariz.)
Home runs:	2	-	(4 times )
Total bases:	18	-	vs MINNESOTA (Feb 19, 2022)
Walks:	6	-	vs DUKE (Feb 12, 2022 at Tempe, AZ)
Strikeouts:	10	-	vs Missouri State (Feb 13, 2022 at Tempe, Ariz.)
Stolen bases:	2	-	vs Portland State (Feb 18, 2022)
Hit by pitch:	2	-	vs Cal Baptist (Feb 10, 2022)
	2	-	vs Missouri State (Feb 11, 2022 at Tempe, Ariz.)
Caught stealing:	1	-	vs Missouri State (Feb 11, 2022 at Tempe, Ariz.)
	1	-	vs DUKE (Feb 12, 2022 at Tempe, AZ)
	1	-	vs Texas El Paso (Feb 20, 2022)
Runners LOB:	10	-	vs DUKE (Feb 12, 2022 at Tempe, AZ)
Hit into DP:	1	-	vs Cal Baptist (Feb 10, 2022)
	1	-	vs Texas El Paso (Feb 20, 2022)

## Fielding

Putouts:	21	-	vs Oklahoma State (Feb 10, 2022)
	21	-	vs MINNESOTA (Feb 19, 2022)
Assists:	6	-	vs Missouri State (Feb 11, 2022 at Tempe, Ariz.)
Errors:	2	-	vs Missouri State (Feb 11, 2022 at Tempe, Ariz.)
Passed balls:	1	-	vs Cal Baptist (Feb 10, 2022)
	1	-	vs MINNESOTA (Feb 17, 2022)
	1	-	vs Portland State (Feb 18, 2022)
DPs turned:	1	-	vs Oklahoma State (Feb 10, 2022)
	1	-	vs Missouri State (Feb 11, 2022 at Tempe, Ariz.)
	1	-	vs MINNESOTA (Feb 19, 2022)

## Pitching

Innings pitched:	7.0	-	vs Oklahoma State (Feb 10, 2022)
	7.0	-	vs MINNESOTA (Feb 19, 2022)
Runs allowed:	12	-	vs Illinois State (Feb 19, 2022)
Earned runs:	11	-	vs Illinois State (Feb 19, 2022)
Walks allowed:	6	-	vs Illinois State (Feb 19, 2022)
Strikeouts:	11	-	vs Oklahoma State (Feb 10, 2022)
Hits allowed:	13	-	vs DUKE (Feb 12, 2022 at Tempe, AZ)
Doubles allowed:	3	-	vs Missouri State (Feb 11, 2022 at Tempe, Ariz.)
	3	-	vs DUKE (Feb 12, 2022 at Tempe, AZ)
	3	-	vs Illinois State (Feb 19, 2022)
Triples allowed:	1	-	vs Portland State (Feb 18, 2022)
	1	-	vs Illinois State (Feb 19, 2022)

# TEAM STATISTICS

## 2022 GAME RESULTS

### 2022 Sun Devil Softball Game Results for Arizona State (as of Feb 21, 2022) (All games)

Date	Opponent		Score	Inns	Overall	Pac-12	Pitcher of record	Attend	Time
Feb 10, 2022	CAL BAPTIST	w	8-0	5	1-0-0	0-0-0	Schuld (W 1-0)	616	1:32
Feb 10, 2022	#5 OKLAHOMA STATE	L	2-5	7	1-1-0	0-0-0	Royalty (L 0-1)	1542	2:15
Feb 11, 2022	vs Missouri State	w	7-3	7	2-1-0	0-0-0	Morgan (W 1-0)	768	2:30
Feb 12, 2022	vs #13 DUKE	w	8-7	7	3-1-0	0-0-0	Royalty (W 1-1)	793	2:50
Feb 13, 2022	vs Missouri State	L	0-4	5	3-2-0	0-0-0	Schuld (L 1-1)	777	1:30
Feb 17, 2022	MINNESOTA	w	8-0	6	4-2-0	0-0-0	Lopez (W 1-0)	1110	1:46
Feb 18, 2022	PORTLAND STATE	w	9-1	5	5-2-0	0-0-0	Morgan (W 2-0)	745	1:48
Feb 19, 2022	ILLINOIS STATE	w	12-2	5	6-2-0	0-0-0	Schuld (W 2-1)	741	1:54
Feb 19, 2022	MINNESOTA	L	5-7	7	6-3-0	0-0-0	Morgan (L 2-1)	756	2:40
Feb 20, 2022	TEXAS EL PASO	w	10-0	5	7-3-0	0-0-0	Morgan (W 3-1)	747	1:35

() extra inning game



# RECORDS

## SUN DEVIL SOFTBALL



# RECORDS

# PERFECT GAMES/NO-HITTERS

## PERFECT GAMES

1. Dale Ryndak	2/9/17	UTEP	8-0 (5)	6 K
2. Hillary Bach	3/3/12	Wichita State	9-0 (5)	5 K
3. Katie Burkhardt	3/14/08	Santa Clara	8-0 (5)	11 K
4. Katie Burkhardt	2/22/08	Illinois State	8-0 (5)	13 K
5. Katie Burkhardt	3/15/07	Notre Dame	3-0	13K
6. Kirsten Voak	2/9/01	Utah State	10-0 (5)	9 K
7. Erica Beach	5/2/99	California	4-0	2 K

## NO-HITTERS


Cielo Meza	2/9/2020	Seattle	7-0
G Juarez	3/30/18	BYU	7-0
Dale Ryndak	2/9/17	UTEP	8-0 (5)
\$ Breanna Macha	2/27/15	Binghamton	1-0 (8)
Mackenzie Popescue	4/25/14	Southern Miss	8-0 (5)
Dallas Escobedo	3/4/14	Longwood	1-0
* Dallas Escobedo	5/17/13	San Jose State	5-2
Mackenzie Popescue	3/1/13	North Dakota	8-0 (5)
Escobedo/Cooper	2/10/13	Boise State	10-0 (6)
Hillary Bach	3/3/12	Wichita State	9-0 (5)
Mackenzie Popescue	3/1/12	Wichita State	11-0 (5)
Dallas Escobedo	2/24/12	Central Connecticut State	8-0 (5)
Hillary Bach	3/27/09	Oregon	8-0 (6)
Katie Burkhardt	3/14/08	Santa Clara	8-0 (5)
Katie Burkhardt	2/22/08	Illinois State	8-0 (5)
Katie Burkhardt	3/15/07	Notre Dame	3-0
Megan Elliot	2/9/07	Syracuse	11-0 (5)
Katie Burkhardt	3/12/06	San Jose State	11-0 (5)
Desiree Serrano	2/9/06	Utah State	8-0
Burkhart/Serrano	3/12/05	UC Davis	11-0 (5)
Katie Burkhardt	3/4/05	San Diego State	1-0
Desiree Serrano	2/16/03	Iowa	8-0 (5)
Kirsten Voak	2/9/01	Utah State	10-0 (5)
Kirsten Voak	2/21/00	Simon Fraser	10-0 (5)
Kirsten Voak	3/12/99	Loyola Marymount	17-0 (5)
Kirsten Voak	3/12/99	Arkansas	5-0
Erica Beach	5/2/99	California	4-0
Roxanne Tsosie	5/2/98	California	2-0
Carrie Breedlove	2/21/98	Ball State	10-0 (5)
Carrie Breedlove	2/13/98	Detroit-Mercy	8-0 (5)
Roxanne Tsosie	3/14/97	California	8-0 (5)

\* First in ASU postseason history | \$ First extra inning no-hitter in ASU history

TOTAL: 31



Dale Ryndak threw the 7th perfect game in Sun Devil Softball history in her first start of the 2017 season. Ryndak graduated from ASU in 2018.



California native, Cielo Meza threw Sun Devil Softball's most recent no-hitter (and her first at ASU) during the 2020 season against Seattle.



## TEAM RECORDS

## BATTING

## At Bats

Season: 2,046  
(1990)

Game: 52 at  
Washington  
(3/13/15)

Batting Average  
Season: .340  
(2011)

Hits  
Season: 611  
(2008)  
Game: 22, vs.  
Utah State  
(2/22/04)

Runs Scored  
Season: 480  
(2008)  
Game: 24 (2x),  
last vs. Utah State  
(2/22/04)

Doubles  
Season: 107  
(2008)  
Game: 7 (3x), last  
vs. Indiana State  
(2/21/15)

Triples  
Season: 23 (1989)  
Game: 2, 2X  
last vs. Purdue  
(2/10/17)

Home Runs  
Season: 99 (2008)  
Game: 9, vs. UNLV  
(4/7/09)

Slugging Percentage  
Season: .607  
(2019), .549  
(2008)

On-Base Percent-  
age

Season: .439  
(2008)

RBI  
Season: 451  
(2011)  
Game: 24, vs.  
Utah State  
(2/22/04)

Stolen Bases  
Season: 107  
(1997)  
Game: 11 vs.  
Howard (3/3/12)

Walks  
Season: 301  
(2008)  
Game: 14, vs.  
Stanford (3/22/14)

Grand Slams  
Since 2012: 8  
(2015)

## PITCHING

ERA  
Low: 1.18 (2006)  
High: 4.64 (2019)

Innings Pitched  
Season: 479  
(2008/2006)  
Game: 16, vs.  
Illinois State 1973,  
vs. Stanford 2002

Hits Allowed  
Season Low: 262  
(1987)  
Season High: 537  
(1993)

Runs Allowed

Season Low: 104  
(1992)  
Season High: 288  
(1994)

Earned Runs Al-  
lowed  
Season Low: 67  
(1992)  
Season High: 241  
(2015)

Strikeouts  
Season: 666  
(2006)  
Game: 19, vs.  
Portland State  
2/22/13

Walks Allowed  
Season Low: 63  
(1995)  
Season High: 182  
(2019)

Complete Games  
Season: 71 (2008)

Shutouts  
Season: 28 (2008)  
  
Lowest Opp. Avg  
Season: .176  
(2007)

Saves  
Season: 10 (1991)

## FIELDING

Fielding Percent-  
age  
Season: .984  
(2011)

Putouts  
Season: 1,450  
(2007)

Assists  
Season: 649  
(2002)

Errors  
Season Low: 26  
(2011)

## SUPERLATIVES

Games Played  
High: 71  
(2007/2008)  
Low: 48 (1992)

Games Won  
High: 66 (2008)  
Low: 22 (1994)

Games Lost  
High: 41 (1994)  
Low: 5 (2008)

Games Won  
(Home)  
(Since 2000)  
High: 43 (2008)  
Low: 15 (2001)

Games Won  
(Away)  
(Since 2000)  
High: 18 (2007)  
Low: 1 (2004)

Conference Wins  
(since 1986 in Pac-  
10)  
High: 18 (2008,  
2012)  
Low: 3 (2004)

Conference Losses  
(since 1986 in Pac-  
10)  
High: 20 (1999)  
Low: 3 (2008)

Longest Game

Innings: 16 vs. Illi-  
nois State 1973  
and vs. Stanford  
2002

Conference  
Sweeps  
High: 5, 2012

Mercy Rule Wins  
Season: 24, 2012

Best Season Start  
2013, 21-0

Longest Win  
Streak  
Season: 28, 2008

Perfect Games  
Season: 2, 2008  
Individual: Katie  
Burkhart, 3

All-Americans  
Season: 5, 2008

# SINGLE-GAME HIGHS

## SINGLE-GAME HITTING CONT.

Hits  
Home Runs (as a team)

Home Runs (Individual)

Runs Batted In (as a team)

Runs Batted In (Individual)

Triples (as a Team)

Triples (Individual)

(Pitching statistics unclear before 1979)

Strikeouts  
 1. Katie Burkhart 517 2007

Doubles Against  
 1. Katie Burkhart 517 2007

Triples Against  
 1. Katie Burkhart 517 2007

Home Runs Against  
 1. Katie Burkhart 517 2007

Innings Pitched  
 1. Katie Burkhart 517 2007

Batters Faced  
 1. Katie Burkhart 517 2007

## SINGLE-GAME PITCHING

# SINGLE-SEASON LEADERS

## SINGLE-SEASON HITTING

### Batting Average (minimum 75 At-Bats)

	Name	Avg.	H/AB	Year
1.	Kaitlin Cochran	.492	92/187	2007
2.	Margaret Rebenar	.466	41/87	1976
3.	Kaitlin Cochran	.439	76/173	2008
4.	Kaitlin Cochran	.437	83/190	2006
5.	Amber Freeman	.436	79/181	2015
6.	Peggy McAbee	.434	36/83	1978
7.	Katelyn Boyd	.429	82/191	2011
8.	Katelyn Boyd	.419	78/186	2012
9.	Jackie Vasquez .418	87/208	2008	
10.	Jodi Rathbun	.416	37/89	1986
11.	Katelyn Boyd	.415	73/176	2010
12.	Lisa Dacquisto .413	83/201	1997	
13.	Kindra Hackbarth	.412	70/170	2019
14.	Kaitlin Cochran	.410	64/156	2009
15.	Amber Freeman	.406	67/158	2014
16.	Phelan Wright	.405	75/185	2002
17.	Lisa Dacquisto .403	81/201	1996	
	Jessica Mapes .403	79/196	2009	
18.	Morgan Howe	.402	66/164	2019
18.	Phelan Wright	.399	67/168	2001
19.	Bailey Wigness .396	38/96	2012	
20.	Alix Johnson	.395	60/152	2012

### Home Runs

1.	Cheyenne Coyle	20	2013
	Kaitlin Cochran	20	2009
3.	Katelyn Boyd	19	2012
	Annie Lockwood	19	2011
	Maddi Hackbarth	19	2019
6.	Amber Freeman	18	2013
7.	Mindy Cowles	18	2008
	Kaitlin Cochran	18	2007
	Katelyn Boyd	18	2011
10.	Kaitlin Cochran	17	2006
	Mindy Cowles	17	2006
	Kindra Hackbarth	17	2019
	Elizabeth Caporuscio	16	2012
	Kristen Miller	16	2008
15.	Katelyn Boyd	15	2010
	Krista Donnenwirth	15	2008
	Mindy Cowles	15	2007
	Amber Freeman	15	2015
	Chelsea Gonzalez	15	2016
	Bethany Kemp	15	2015
	Valerie Sevilla	15	2004
	Jennifer Soria	15	2016
	Phelan Wright	15	2003
24.	Kaitlin Cochran	14	2008

### Runs Batted In

1.	Krista Donnenwirth	74	2008
2.	Annie Lockwood	72	2011
3.	Haley Steele	69	2015
4.	Bianca Cruz	67	2007
5.	Cheyenne Coyle	66	2013
	Katelyn Boyd	66	2011
7.	Katelyn Boyd	62	2012
8.	Morgan Howe	61	2019

	Amber Freeman	61	2013
	Kaitlin Cochran	61	2006
10.	Katelyn Boyd	60	2009
	Mindy Cowles	60	2008
12.	Kaitlin Cochran	59	2009
	Kaitlin Cochran	59	2007
14.	Kindra Hackbarth	57	2019
15.	Kristen Miller	56	2008
16.	Annie Lockwood	55	2012
17.	Mindy Cowles	54	2007
	Krista Donnenwirth	54	2011
19.	Alix Johnson	53	2012
20.	Kara Brun	52	2002
	Mandy Urfer	52	2011

### Triples

1.	Jodi Reichow	9	1976
2.	Rachel Brown	8	1991
3.	Kathy Escarcega	6	1985
4.	Kindra Hackbarth	5	2018
	Kathy Escarcega	5	1987
	Kathy Escarcega	5	1986
	Suzie Gaw	5	1982
	Kelly Jackson	5	1984
	Jayne Jenkins	5	1995
	Wendy Johnson	5	1993
	Peggy McAbee	5	1978
	Jodi Rathbun	5	1985
	Jeanne Redondo	5	1994
	Shawn Ritchey	5	1979
	Cheryl Smith	5	1989

### Doubles

1.	Kaitlin Cochran	19	2008
2.	Kindra Hackbarth	18	2019
2.	Elizabeth Caporuscio	17	2014
	Katelyn Boyd	17	2012
	Katelyn Boyd	17	2009
	Valerie Sevilla	17	2004
	Phelan Wright	17	2002
	Alyssa Johnson	17	1996
8.	Morgan Howe	16	2019
	Kara Brun	16	2000
	Kaitlin Cochran	16	2007
	Kathy Escarcega	16	1987
	Amber Freeman	16	2015
12.	Haley Steele	14	2013
	Katelyn Boyd	14	2011
	Krista Donnenwirth	14	2008
	Phelan Wright	14	2004
	Valerie Sevilla	14	2005



# SINGLE-SEASON LEADERS

## SINGLE-SEASON HITTING CONT.

Hits		
1.	Kaitlin Cochran	92
2.	Jackie Vasquez	87
3.	Ann Rowan	86
4.	Kaitlin Cochran	83
	Lisa Dacquisto	83
6.	Katelyn Boyd	82
7.	Lisa Dacquisto	81
8.	Jessica Mapes	79
	Amber Freeman	79
10.	Katelyn Boyd	78
11.	Kaitlin Cochran	76
12.	Krista Donnenwirth	75
	Phelan Wright	75
	Katelyn Boyd	75
15.	Kindra Hackbarth	74
16.	Kara Brun	72
	Erin Hull	72
	Lesley Rogers	72
	Nichole Thompson	72
20.	Kindra Hackbarth	70
	Valerie Sevilla	70
22.	Lisa Dacquisto	69
	Amber Freeman	69

Stolen Bases		
1.	Kristin Farber	33
2.	Lisa Dacquisto	31
3.	Michelle Smith	30
4.	Lisa Dacquisto	28
5.	Katelyn Boyd	27
	Kaitlin Cochran	27
7.	Raja Woods	26
8.	Lisa Dacquisto	25
	Erin Hull	25
10.	Lesley Rogers	23
11.	Katelyn Boyd	22
12.	Kristin Farber	21
	Raja Woods	21
14.	Katelyn Boyd	20
15.	Stacey Slick	18
	Lisa Dacquisto	18
17.	Kaitlin Cochran	17
18.	Alix Johnson	16
	Kristin Farber	16
	Tammy Lohmann	16
	Dee Dee Camarena	16
	Ann Rowan	16

Stolen Bases were recorded in 1976-79 and 1982-present.

## SINGLE-SEASON PITCHING

(Pitching statistics unclear before 1979)

Wins		
1.	Katie Burkhardt	41
2.	Dallas Escobedo	37
3.	Katie Burkhardt	35
4.	Erica Beach	33
5.	Hillary Bach	31
6.	Dallas Escobedo	30
	Katie Burkhardt	30
	Kirsten Voak	30
9.	G Juarez	26
10.	Hillary Bach	25
11.	Dallas Escobedo	24
	Kirsten Voak	24
	Roxanne Tsosie	24
	Donna Stewart	24
	Dallas Escobedo	24
16.	Lucy Casarez	23
17.	Melannie Kyler	22
	Hillary Bach	22
19.	Lucy Casarez	21
	Melanny Kyler	21
21.	Megan Elliott	20
	Lucy Casarez	20
	Laura Houle	20
	Mackenzie Popescue	20

Earned Run Average (Minimum 100 innings)		
1.	Melannie Kyler	0.23
2.	Paula Miller	0.27
3.	Kim Bickford	0.39
4.	Lucy Casarez	0.57
5.	Lucy Casarez	0.59
6.	Lucy Casarez	0.60
7.	Pam White	0.62
8.	Laura Houle	0.63
	Becky Stevens	0.63

Strikeouts		
1.	Katie Burkhardt	517
2.	Katie Burkhardt	513
3.	Katie Burkhardt	420
4.	Dallas Escobedo	336
5.	Dallas Escobedo	326
6.	Kirsten Voak	316
7.	Kirsten Voak	314
8.	Dallas Escobedo	310
9.	Melannie Kyler	246
10.	G Juarez	305
11.	Dallas Escobedo	237
	Lucy Casarez	237
13.	Desiree Serrano	226
14.	Katie Burkhardt	220
15.	Lucy Casarez	219
15.	Lucy Casarez	210
16.	Desiree Serrano	208
17.	Erica Beach	201

# CAREER LEADERS (1971-2020)

## CAREER HITTING

### Batting Average (Minimum 200 At-Bats)

1.	Kaitlin Cochran (2006-09)	.445
2.	Katelyn Boyd (2009-12)	.391
3.	Amber Freeman (2012-15)	.389
4.	Phelan Wright (2001-04)	.381
5.	Morgan Howe (2018-19)	.380
6.	Lisa Dacquisto (1994-97)	.378
7.	Leanne Easley (1972-75)	.377
8.	Bailey Wigness (2011-14)	.371
9.	Rachel Brown (1991-92)	.362
10.	Jodi Rathbun (1985-87)	.361
11.	Kara Brun (2000-03)	.350
12.	Peggy McAbee (1978-79)	.349
13.	Talor Haro (2009-12)	.346
14.	Lesley Rogers (2008-11)	.341
15.	Valerie Sevilla (2003-05)	.333
	Nichole Thompson (1999-02)	.333
17.	Raja Woods (1997-98)	.332
	Abby Spiel (2013-16)	.332
19.	Annie Lockwood (2009-12)	.322
	Haley Steele (2012-15)	.322
	Sashel Palacios (2014-17)	.322

### Home Runs

1.	Kaitlin Cochran (2006-10)	69
2.	Katelyn Boyd (2009-12)	62
3.	Mindy Cowles (2005-08)	60
4.	Amber Freeman (2012-2015)	56
5.	Haley Steele (2012-2015)	48
6.	Chelsea Gonzales (2014-17)	44
7.	Annie Lockwood (2009-12)	42
8.	Phelan Wright (2001-04)	40
9.	Krista Donnenwirth (2008-11)	36
	Alix Johnson (2011-14)	36
11.	Bethany Kemp (2012-2015)	35
12.	Caylyn Carlson (2007-10)	34
	Kara Brun (2000-03)	34
14.	Cheyenne Coyle (2013-14)	33
15.	Kristen Miller (2006-08)	31
16.	Mandy Urfer (2008-11)	29
17.	Sam Parlich (2010-13)	27
	Erica Beach (1999-2002)	27
	Elizabeth Caporusio (2011-2015)	27
22.	Jennifer Soria (2013-16)	23

### Runs Batted In

1.	Katelyn Boyd (2009-12)	236
2.	Kaitlin Cochran (2006-09)	230
3.	Haley Steele (2012-2015)	209
4.	Krista Donnenwirth (2008-11)	199
5.	Amber Freeman (2012-2015)	197
6.	Mindy Cowles (2005-08)	188
7.	Chelsea Gonzales (2014-17)	183
8.	Annie Lockwood (2009-12)	175
9.	Kara Brun (2000-03)	165
10.	Phelan Wright (2001-04)	162
11.	Alix Johnson (2011-14)	154
12.	Erica Beach (1999-02)	153
13.	Elizabeth Caporusio (2012-2015)	144
14.	Caylyn Carlson (2007-10)	135
15.	Sam Parlich (2010-13)	125
16.	Kaylyn Castillo (2009-11)	121
17.	Chris Gill (1997-99)	115
18.	Lesley Rogers (2008-11)	111
19.	Mandy Urfer (2008-11)	109

	Cheyenne Coyle (2013-14)	109
21.	Alyssa Johnson (1993-96)	108

### Hits

1.	Kaitlin Cochran (2006-09)	315
2.	Lisa Dacquisto (1994-97)	296
3.	Katelyn Boyd (2009-12)	295
4.	Kara Brun (2000-03)	266
5.	Amber Freeman (2012-2015)	267
6.	Phelan Wright (2001-04)	260
7.	Nichole Thompson (1999-02)	253
8.	Ann Rowan (1988-91)	245
9.	Kristin Farber (2001-04)	238
	Haley Steele (2012-2015)	234
11.	Krista Donnenwirth (2008-11)	231
12.	Lesley Rogers (2008-11)	230
13.	Missy Hixson (1999-02)	228
14.	Alyssa Johnson (1993-96)	224
15.	Erica Beach (1999-02)	222
16.	Elizabeth Caporusio (2012-2015)	220
17.	Alix Johnson (2011-14)	213
18.	Chelsea Gonzales (2014-17)	205
19.	Mindy Cowles (2005-08)	203
20.	Sam Parlich (2010-13)	194
21.	Jackie Vasquez (2006-08)	191
22.	Kathy Escarcega (1984-87)	187
23.	Christy Serritella (1989-92)	184

### Doubles

1.	Katelyn Boyd (2009-12)	60
2.	Kaitlin Cochran (2006-09)	54
3.	Kara Brun (2000-03)	50
4.	Haley Steele (2012-2015)	49
5.	Amber Freeman (2012-2015)	46
	Elizabeth Caporusio (2012-2015)	46
7.	Phelan Wright (2001-04)	44
8.	Nikki Girard (2013-16)	40
9.	Kathy Escarcega (1984-87)	39
10.	Chelsea Gonzales (2014-17)	38
	Alix Johnson (2011-14)	38
12.	Alyssa Johnson (1993-96)	37
	Missy Hixson (1999-02)	37
14.	Krista Donnenwirth (2008-11)	36
15.	Lesley Rogers (2008-11)	35
16.	Mindy Cowles (2005-08)	33
	Nichole Thompson (1999-02)	29
	Chris Gill (1997-99)	29
19.	Caylyn Carlson (2007-10)	28
	Erica Beach (1999-2002)	28
21.	Morgan Howe (2018-19)	27
22.	Tammy Lohmann (1993-97)	26
	Kaylyn Castillo (2009-11)	26

### Triples

1.	Kathy Escarcega (1984-87)	20
2.	Suzie Gaw (1979-82)	14
3.	Jayme Jenkins (1994-97)	11
	Ann Rowan (1988-91)	11
	Rachel Brown (1991-92)	11
6.	Kaitlin Cochran (2006-09)	10
	Kelly Jackson (1982-85)	10

# CAREER LEADERS (1971-2020)

## CAREER HITTING CONT.

### Stolen Bases

1.	Lisa Dacquisto (1994-97)	102
2.	Katelyn Boyd (2009-12)	82
3.	Kristin Farber (2001-04)	80
4.	Kaitlin Cochran (2006-09)	67
5.	Michelle Smith (2004-07)	58
6.	Erin Hull (1994-98)	52
7.	Raja Woods (1997-98)	47
8.	Mindy Cowles (2005-08)	40
	Alix Johnson (2011-14)	40
10.	Lesley Rogers (2008-11)	39
11.	Bailey Wigness (2011-14)	38
12.	Nichole Thompson (1999-02)	37
	Ann Rowan (1988-91)	37
14.	Stacey Slick (1996-97)	33
15.	Tammy Lohmann (1993-97)	31
16.	Dee Dee Camarena (1991-93)	27
17.	Kathy Escarcega (1984-87)	25

## CAREER PITCHING

### Wins

1.	Katie Burkhart (2005-08)	118
2.	Dallas Escobedo (2011-14)	115
3.	Hillary Bach (2009-12)	88
4.	Lucy Casarez (1979-82)	81
5.	Erica Beach (1999-02)	79
6.	Kirsten Voak (1999-02)	76
7.	Desiree Serrano (2003-06)	63
8.	Roxanne Tsosie (1995-98)	62
9.	Megan Elliott (2007-10)	59
	Mackenzie Popescue (2011-14)	59
11..	Terri Carnicelli (1989-92)	57
12.	Carrie Breedlove (1995-98)	50
13.	Donna Stewart (1986-89)	48

### Earned Run Average

(Minimum 200 innings pitched)

1.	Melannie Kyler (1977-78)	0.52
2.	Kim Bickford (1983-84)	0.55
3.	Laura Houle (1982-85)	0.59
4.	Lucy Casarez (1979-82)	0.63
5.	Pam White (1983-84)	0.68
6.	Paula Miller (1971-73)	0.70

### Strikeouts

1.	Katie Burkhart (2005-08)	1,670
2.	Dallas Escobedo (2011-14)	1,222
3.	Kirstin Voak (1999-02)	893
4.	Lucy Casarez (1979-82)	806
5.	Desiree Serrano (2003-06)	786
6.	Erica Beach (1999-02)	501
7.	Roxanne Tsosie (1995-98)	431
8.	Melannie Kyler (1977-78)	424
9.	Hillary Bach (2009-12)	390
10.	Breanna Macha (2015- 2018)	387
11.	Megan Elliott (2007-10)	372
12.	Carrie Breedlove (1995-98)	365
13.	Mackenzie Popescue (2011-14)	319
14.	Donna Stewart (1986-89)	309
15.	Terri Carnicelli (1989-92)	255



Katie Burkhart pitches at the WCWS. Burkhart holds the Sun Devil Softball career record for wins and strikeouts.



Katie Cochran hits at Farrington. Cochran is one of the most elite hitters in Sun Devil Softball history - claiming the title to most career hits, home runs, and highest batting average.

Katie Burkhart pitches at the WCWS. Burkhart holds the Sun Devil Softball career record for wins and strikeouts.



# HISTORY

## SUN DEVIL SOFTBALL



# ALL-TIME NUMBERS

## 00

Jenna Makis (12-15)

## 1

Amber Tinstman (91-93)  
Erin Hull (94-98)  
Erica Beach (99-02)  
Billie Akauola (03-04)  
Kayla Ketchum (23-13)  
Skylar McCarty (16-19)

## 2

Brandi Hust (89-90)  
Dee Brewer (91)  
Anna Flores (93)  
Jessica Niebuhr (94-95)  
Missy Hixon (99-02)  
Trisha Tornberg (04)  
Bridgette Caron (05-06)  
Caylyn Carlson (08-10)

## 3

Jeanne Redondo (94)  
Karla Contryman (95)  
Rebecca Krupsky (12)  
Abby Spiel (13-16)  
Ashley Moss (18)

## 4

Kate Stoll (95-96)  
Andrea Rodgers (99-00)  
Kristin Farber (01-04)  
Bianca Cruz (06)  
Megan Elliott (08-10)  
Mary Spiel (11-13)  
Breona Peralta (15-16)

## 5

Cheryl Smith (89)  
Cheri Keller (90-93)  
Carrie James (94-97)  
Holly Smith (98-99)  
Stacey Farnworth (00-01)  
Kari Reidhead (02-04)  
Rhannon Baca (05-08)  
Christina Zambrana (10-12)

Jennifer Soria (13-16)  
Randi Farricker (17-18)

## 6

Becky Davis (89-91)  
Abbie Sodaro (92)  
Jeanne Redondo (93)  
Alicia Flanagan (00-01)  
Katie Cobbs (02)  
Andria Barrera (03)  
Himmita Hixson (05-06)  
Renne Welty (08)  
Mackenzie Popescue (10)  
Savannah Morales (20)

## 7

Natale King (89)  
Jo Garcia (90)  
Shanen Kreipl (92)  
Julianne Castro (93)  
Kara Brun (00-03)  
Katie Burkhart (05-08)  
Jessica Donovan (09-11)  
Sierra Rodriguez (14-15)  
Ciera Schick (16)

## 8

Shanen Kreipl (94-95)  
Jennifer Forner (00-03)  
Michelle Smith (04-06)  
Lesley Rogers (08-12)  
Raiana Dobbs (13-16)  
Morgan Leinstock (20)

## 9

Terri Carnicelli (89-92)  
Tammy Lohmann (93-97)  
Jennifer Langenhuizen (98-00)  
Kristen Swetel (01-02)  
Jen McCard (03-06)  
Sarah Rice (08-11)  
Amber Freeman (12-15)  
Fa Leilua (16-17)

## 10

Dina Buccola (87)  
Cheryl Smith (88)

Ann Rowan (89-91)  
Kim Corbett (92-93)  
Anne Marie Risquez (94)  
Kristin Korb (95)  
Stacey Slick (96-97)  
Bonnie Brannen (99-02)  
Carla Strege (03)  
Hillary Bach (10-12)  
Kenzey Kaler (13)

## 11

Linda Neeley (87)  
Alyssa Johnson (94-96)  
Devyn Braga (98-00)  
Samantha Zadel (06)  
Krista Donnenwirth (08-11)  
Chelsea Gonzales (15-17)  
Kwyn Cooper (18)  
Samantha Mejia (19-20)

## 12

Melinda Cook (89-90)  
Pam Simmons (91)  
Shanen Kreipl (93)  
Juliane Castro (94)  
Roxanne Tsosie (95-98)  
Kirsten Voak (99-02)  
Valerie Sevilla (03-05)  
Jessica Maples (06-08)  
Dallas Escobedo (11-14)  
Missy Eisen (16-18)

## 13

Sherry Curry (88-89)  
Michelle Madrid (90)  
Dottie Conroy (91-92)  
Tina Ruff (93-97)  
Jaie Hlebechuk (99-00)  
Phelan Wright (01-04)  
Sashel Palacios (14-17)  
Maddi Hackbarth (18)

## 14

Yvette Baltazar (87-89)  
Amber Tinstman (90)  
DeDe Camarena (91-93)  
Lisa Dacquisto (94-97)  
Delenah Langley (06)

## ALL-TIME NUMBERS

Clarissa Andorfer-Lopez (08)  
Alexis Cooper (13-15)

## 15

Kathy Escarcega (87)  
Jodi Miller (88)  
Sandra Langston (94)  
Tanya Hermosillo (95-97)  
Felicia Romero (01)  
Amber Turner (02)  
Katie Cobos (03)  
Kristin Crenshaw (05-06)  
Katie Crabb (08-10)  
Becca Tikey (12-13)  
Margaret Stahm (14)  
Jade Gortarez (18-19)

## 16

Stephanie May (87)  
Natalie King (88)  
Jayme Jenkins (94-97)  
Blair Holck (02)  
Alyson Tobyne (04)  
Ciri Bryan (05)  
Kaitlin Cochran (08)  
Lucy Aubrecht (11-13)  
Shea Koepnick (15-16)

## 17

Stephanie May (88)  
Carla Fortune (96-97)  
Lesley-Ann Murphy (98-00)  
Adriana Garcia (02-03)  
Bre DeSanta (04)  
Marisa Trevino (06)  
Katelyn Boyd (10-12)  
Mandi Grebe (13-15)

## 18

Michele Gravatt (87)  
Becky Davis (88)  
Jodie Pirtle (94-96)  
Heidi Knabe (04-06)  
Michelle Nulliner (08-11)

## 19

Joelle Wilkerson (87)  
Christy Serritella (89-92)  
Jodie Pirtle (93)

Susanne Reynolds (94)  
Jessica Shapiro (95)  
Lesley-Ann Murphy (97)  
Dee Wathen (00)  
Susan Aguilar (03)  
Brittany Fait (04)  
Bailey Oetting (17)

## 20

Cheryl Persinger (87)  
Joelle Wilkerson (88)  
Tammy Duncan (89)  
Jackie Amara (90-91)  
Carrie Breedlove (95-98)  
Carly Grainger (00)  
Nicole Cullen (01)  
Pua Reis (02)  
Kim Zadrozny (03-06)  
Brittany Matta (08)  
Sam Parlich (10-13)  
Marisa Stankiewicz (14-18)

## 21

Donna Stewart (87-89)  
Kim Anderson (90-91)  
Missy Eskew (92)  
Kim Stone (93)  
Daniela Alvarez (94)  
Julie Adolph (99)  
Anne Thul (00)  
Joy Hull (03)  
Katie Cobos (04)  
Jackie Vasquez (06-08)  
Bethany Kemp (12-15)

## 22

Karen Fifield (87)  
Ann Rowan (88)  
Stephanie May (89-90)  
Wendy Johnson (91-94)  
Stephanie Cottler (95)  
Melissa Miller (96-99)  
Sara Kahler (00-01)  
Keri Pulcifer (03-04)  
Mindy Cowles (05-08)  
Talor Haro (10-12)  
Allie Butterfield (13-16)

## 23

Sheila Winchell (87-88)  
Dawn Wood (90-93)  
Anna Flores (94)

Raja Woods (97-98)  
Nichole Andrade (99-02)  
Ashley Werchky (03-06)  
Amanda Nesbitt (08)  
Lexi Anderson (10)  
Alyssa Loza (17-18)

## 24

Karen Fifield (88-89)  
Karey James (90-91)  
Amy Day (92-94)  
Leah Bartell (95-97)  
Jennifer Gall (99)  
Julie Baldenegro (00)  
Cheryl Evans (03)  
Aurora Pangallo (10)  
Breanna Kaye (11-12)  
Katee Aguirre (13-16)

## 25

Becky Stevens (87)  
Char Schmitt (88)  
Stephanie Darnall (89)  
Shannon Finch (90)  
Mona Nard (91-94)  
Holly Smith (97)  
Sharee Zaleski (03-06)  
Brooke Neuman (08-09)  
Lacy Goodman (10-11)  
Danielle Muniz (12-13)  
Brianna Wise (17-18)

## 26

Jodi Rathbun (87)  
Becky Stevens (88)  
Liz Phillips (90-91)  
Alyssa Johnson (93)  
Nikole Afusia (09-12)  
Taylor Becerra (16-19)

## 27

Lisa Mahl (87)  
Michele Gravatt (88-89)  
Rachel Brown (90-92)  
Susanne Reynolds (93)  
Kaylyn Castillo (10-11)  
Cheyenne Coyle (13-14)  
Margaret Stahm (15-17)

# ALL-TIME NUMBERS

28

Rylee Maston (18)

31

Paris Kurszewski (13)

32

Kathy Ponce (96-99)

Ashley Tennant (00)

Haley Steele (12-15)

33

Christin Gill (98-99)

Cathy Chamberlain (00)

Andria Barrera (04)

Kristin Miller (06-08)

Alix Johnson (11-14)

Emma Ramelot (17)

36

Mandy Urfer (08-11)

37

Erin Wardein (99-02)

40

Avianna Davis (16)

41

Danielle Gibson (18)

42

Shiloh Talanoa (01)

44

Kerry Moloney (95-96)

Christine Gill (97)

Kelsey Kessler (15-16)

45

Giselle 'G' Juarez (17-18)

47

Morgan Howe (18-19)

48

Lindsay Edgerton (11-14)

49

Nichole Chilson (15-18)

55

Elizabeth Caporuscio (12-15)

Taylor Blair (16)

77

Ashlee Beetso (04)

Dani Rae Lougheed (08-11)

Dale Ryndak (15-18)

88

Annie Lockwood (10-12)

Nikki Girard (13-16)

99

Desiree Serrano (02-06)

Ashley Muenz (08-10)

Mackenzie Popescue (11-14)

Breanna Macha (15-18)

# PRE-NUMBERED ROSTERS

## 1967

Judy Browning  
Judy Driggs  
Nancy Ellis  
Judy Fischer  
Kathy Handel  
Judie Koenig  
Marilyn McClelland  
Phyllis Neese  
Karla Prather  
Phyllis Revello  
Cherry Roberds  
Millie Roberts  
Jan Rouwenhorst  
Andy Tomcheck  
Anita Zimmerman

## 1970

Joan Arvin  
Karen Cole  
Maggie Finnegan  
Sandy Harman  
Cassie Hayes  
Judy Hoke  
Lynn Kolstad  
Christie Price  
Candy Self  
Gwen Shaw  
Diane Wolta

## 1971

Georgia Buelow  
Susan Halter  
Cassie Hayes  
Judy Hoke  
Ginger Kurtz  
Kathy McGlynn  
Cindy Mikois  
Paula Miller  
Mary Bea Porter  
Christie Price  
Marilyn Rau

## 1972

Betty Barr  
Georgia Buelow  
Leanne Easley  
Mary Evans  
Susan Halter  
Cassie Hayes  
Judy Hoke

Ginger Kurtz  
Patty McKee  
Paula Miler  
Lynn Mooney  
Marilyn Rau

## 1973

Elizabeth Barr  
Denise Buchanan  
LeeAnn Easley  
Mary Evans  
Judy Hoke  
Jean Killingsworth  
Patty McKee  
Paula Miller  
Lynn Mooney  
Roxanne Motrenec  
Rebecca Rice  
Cheryl Stice

## 1974

Marty Boles  
Denise Buchanan  
Leanne Easley  
Jean Killingsworth  
Roxanne Motrenec  
Linda Pelletier  
Rebecca Rice  
Marita Royere  
Ann Spannagel  
Cheryl Stice  
Sue VantHof

## 1975

Denny Buchanan  
Leanne Easley  
Patti Hayes  
Mary Jolly  
Eileen McNally  
Pat Navarro  
Linda Pelletier  
Sue Preciado  
Marita Royere  
Jeanette Sinohui  
Cheryl Stice  
Sue VantHof

## 1976

Julia Cota  
Patti Hayes  
Sue Hosso  
Susan Hughes

Ellen Lawler  
Linda Pelletier  
Jenee Proudfoot  
Margaret Rebenar  
Jodi Reichow  
Marita Royere  
Fran Sarullo  
Cheryl Stice  
Sue Vant Hof

## 1977

Suzie Calderon  
Deanne Clark  
Linda Coats  
Patit Hayes  
Barabara Hoersche  
Susan Hughes  
Melannie Kyler  
Ellen Lawler  
Teri Neeley  
Linda Pelletier  
Eva Rockwell  
Marita Royere  
Cindy Sharpe

## 1978

Suzie Calerson  
Cindy Capistran  
Barabara Chambers  
Linda Coats  
Patti Hayes  
Melannie Kyler  
Lee Lindsay  
Peggy McAbee  
Teri Neeley  
Peaches Seniuk  
Cindy Sharpe  
Andi Sinohui  
Danita Soqui  
Paula Stufflebeam  
Kim Wright



# PRE-NUMBERED ROSTERS

## 1979

Linda Belcher  
Lucy Casarez  
Barbara Chambers  
Suzie Gaw  
Irene Gray  
Lee Lindsay  
Peggy McAbee  
Katie Nielsen  
Shawn Ritchey  
Peaches Seniuk  
Andi Sinohui  
Carol Sinn  
Shera Smith  
Teri Smith  
Paula Stufflebeam

## 1980

Linda Belcher  
Lucy Casarez  
Barbara Chambers  
Suzie Gaw  
Helen Gilligan  
Irene Gray  
Shawn Ritchey  
Carol Sinn  
Andi Sinohui  
Teri Smith  
Diane Stevens  
Paula Stufflebeam  
Brenda VanAmburg

## 1981

Tami Brown  
Shawn Ritchey  
Susie Gaw  
Kathy Tackett  
Judy Crouse  
Lucy Casarez  
Lisa Clinchy  
Paula Stufflebeem  
Gayle Beuermann  
Sue Bristow  
Andi Sinohui  
Linda Belcher  
Irene Gray  
Brenda VanAmburg

## 1982

Shawn Ritchey  
Lisa Clinchy

Kathy Tackett  
Judy Crouse  
Suzie Gaw  
Lucy Casarez  
Kelly Jackson  
Sue Bristow  
Tami Brown  
Brenda Van Amburg  
Laurie Woodcock  
Yolanda Moreno  
Cheryl Abrahams  
Laura Houie

## 1983

Pam White  
Laura Houie  
Kim Bickford  
Kathy Tackett-Hicks  
Cindy Sullivan  
Tami Brown  
Angie LoSasso  
Kelly Fiehler  
Laurie Woodcock  
Pam Schumacher  
Yolanda Moreno  
Brenda VanAmburg  
Kelly Jackson

## 1984

Kelly Fiehler  
Laurie Woodcock  
Kelli Pendergrast  
Kathy Escarcega  
Laura Houie  
Dina Buccola  
Yolanda Moreno  
Tami Brown  
Kelly Jackson  
Angie LoSasso  
Cheryl Persinger  
Kim Bickford

## 1985

Laura Houie  
Kathy Escarcega  
Annette DelaCruz  
Cheryl Persinger  
Angie LoSasso  
Dana Grew  
Dina Buccola  
Kelly Jackson  
Yolanda Moreno

Lisa Martin  
Linda Neeley  
Sheila Winchell  
Laurie Woodcock

## 1986

Michelle Gravatt  
Becky Stevens  
Lynn Whitey  
Kathy Escarcega  
Donna Stewart  
Tracy McCarron  
Cheryl Persinger  
Angie LoSasso  
Dina Buccola  
Yvette Baltazar  
Linda Neeley  
Sheila Winchell  
Dionne Swan  
Karen Fifield

## ALL-AMERICANS

## 2019

Morgan Howe	1st team
Kindra Hackbarth	2nd team

## 2018

G Juarez	1st team
----------	----------

## 2015

Amber Freeman	1st team
---------------	----------

## 2014

Amber Freeman	2nd team
Dallas Escobedo	2nd team

## 2013

Amber Freeman	1st
Cheyenne Coyle	2nd
Dallas Escobedo	2nd

## 2012

Katelyn Boyd	1st
Alix Johnson	1st

## 2011

Dallas Escobedo	1st
Kaylyn Castillo	1st
Katelyn Boyd	1st

## 2010

Katelyn Boyd	1st
--------------	-----

## 2009

Kaitlin Cochran	1st
Jessica Mapes	3rd

## 2008

Katie Burkhart	1st
Kaitlin Cochran	1st
Mindy Cowles	2nd
Krista Donnenwirth	3rd
Jackie Vasquez	3rd

## 2007

Katie Burkhart	1st
Kaitlin Cochran	1st

## 2006

Kaitlin Cochran	1st
-----------------	-----

## 2004

Phelan Wright	2nd
---------------	-----

## 2004

Phelan Wright	2nd
---------------	-----

## 2002

Phelan Wright	1st
Nichole Thomspson	3rd

## 2000

Kirsten Voak	2nd
--------------	-----

## 1999

Erica Beach	1st
Kirsten Voak	3rd

## 1997

Lisa Dacquisto	1st
----------------	-----

## 1996

Lisa Dacquisto	1st
----------------	-----

## 1992

Rachel Brown	1st
--------------	-----

## 1991

Rachel Brown	2nd
--------------	-----

## 1990

Ann Rowan	2nd
-----------	-----

## 1987

Jodi Rathbun	2nd
--------------	-----

## 1986

Kathy Escarcega	1st
-----------------	-----

## 1985

Denise Buchanan	1st
Paula Noel	1st

## 1974

Paula Noel	1st
------------	-----

## 1973

Paula Noel	1st
------------	-----

## Academic All-Americans

2015	Amber Freeman	1st
2014	Bailey Wigness	1st
2014	Amber Freeman	2nd
2013	Sam Parlich	1st
2013	Bailey Wigness	1st
2012	Hillary Bach	1st
2012	Katelyn Boyd	1st
2012	Bailey Wigness	1st
2012	Annie Lockwood	3rd
2011	Katelyn Boyd	3rd
2009	Kaitlin Cochran	1st
2009	Jessica Mapes	2nd
2008	Jackie Vasquez	2nd
2008	Kaitlin Cochran	2nd
2003	Adriana Garia	3rd
2003	Kara Brun	2nd
2002	Kara Brun	2nd
2001	Erica Beach	1st
1997	Stacey Slick	2nd

## Sun Devil Athletics Hall of Fame

Player - Years - Inducted

Erica Beach - 1999-2002 - 2012

Kara Brun - 2000-2002 - 2014

Lucy Casarez- 1979-1982 - 2011

Lisa Dacquisto - 1994-1997 - 2008

Kathy Escarcega - 1984-1987 - 1999

Margie Wood Law - 1953-1957 - 1977

Paula Miller Noel - 1971-1973 - 1975

Mary Bea Porter - 1968-1973 - 2001

Jodi Rathbun - 1983-1987 - 2000

Marilyn Rau - 1971-1972 - 1991

Ann Rowan - 1988-1991 - 2006

Phelan Wright - 2001-2004 - 2016

Katie Burkhart - 2005-2008 - 2018

Coach                      Years                      Inducted

Mary Littlewood - 1969-1989 - 1990

# PAC-12 WEEKLY/YEARLY AWARDS

## PITCHER/PLAYER OF THE WEEK

Player ..... Pitcher

2019

April 29 ..... Morgan Howe .....

March 25 ..... Maddi Hackbarth .....

Feb. 19 ..... Kindra Hackbarth .....

2018

April 2 ..... Marisa Stankiewicz ..... G Juarez

March 26 ..... Danielle Gibson\* ..... G Juarez

March 19 ..... ..... G Juarez

March 13 ..... ..... G Juarez

2017

March 28 ..... Sashel Palacios .....

March 14 ..... Chelsea Gonzales .....

2016

April 4 ..... Jennifer Soria .....

March 1 ..... Nikki Girard .....

2015

March 9 ..... Breanna Macha\*

2014

April 28 ..... Mackenzie Popescue

March 12 ..... Dallas Escobedo

Feb. 11 ..... Dallas Escobedo

2013

May 13 ..... Dallas Escobedo

April 29 ..... Cheyenne Coyle .....

April 15 ..... Dallas Escobedo

March 19 ..... Sam Parlich .....

March 5 ..... Alix Johnson .....

Feb. 12 ..... Cheyenne Coyle ..... Dallas Escobedo

2012

April 30 ..... Katelyn Boyd .....

April 23 ..... Katelyn Boyd .....

April 9 ..... Hillary Bach

March 13 ..... Katelyn Boyd .....

March 6 ..... Katelyn Boyd ..... Hillary Bach

Feb. 21 ..... Hillary Bach

2011

May 9 ..... Annie Lockwood .....

April 26 ..... Kaylyn Castillo Dallas Escobedo

Feb. 15 ..... Krista Donnenwirth ..... Dallas Escobedo

2009

March 31 ..... Kaitlin Cochran .....

March 3 ..... Renee Welty .....

2008

April 29 ..... Kristen Miller .....

April 22 ..... Krista Donnenwirth .....

April 15 ..... Katie Burkhart

March 25 ..... Katie Burkhart

Feb. 19 ..... Kaitlin Cochran .. Katie Burkhart

2007

May 8 ..... Mindy Cowles .....

April 17 ..... Katie Burkhart

March 27 ..... Kaitlin Cochran .....

March 13 ..... Katie Burkhart

Feb. 13 ..... Kaitlin Cochran .. Katie Burkhart

2006

April 18 ..... Katie Burkhart

April 11 ..... Katie Burkhart

April 4 ..... Mindy Cowles .....

Feb. 14 ..... Kaitlin Cochran .....

2005

March 15 ..... Sharee Zaleski .... Katie Burkhart

2004

March 9 ..... Valerie Sevilla .....

2003

April 15 ..... Desiree Serrano

March 11 ..... Kara Brun .....

Feb. 18 ..... Desiree Serrano

2002

April 8 ..... Erica Beach .....

March 18 ..... Phelan Wright .....

Feb. 25 ..... Kara Brun .....

Feb. 18 ..... Erica Beach

2001

May 7 ..... Phelan Wright ..... Erica Beach

April 9 ..... Erica Beach ..... Kirsten Voak

April 2 ..... Kristen Swetel .....

Feb. 12 ..... Kirsten Voak .....

2000

April 3 ..... Kirsten Voak

March 14 ..... Erica Beach ..... Kirsten Voak

Feb. 22 ..... Kirsten Voak

1999

March 23 ..... Kirsten Voak

March 16 ..... Nichole Thompson Kirsten Voak

Feb. 16 ..... Kirsten Voak ..... Erica Beach

1998

May 4 ..... Roxanne Tsosie

March 24 ..... Roxanne Tsosie

Feb. 24 ..... Carrie Breedlove

Feb. 17 ..... Carrie Breedlove

1997

March 18 ..... Stacey Slick ..... Roxanne Tsosie

March 11 ..... Roxanne Tsosie

Feb. 25 ..... Lisa Dacquist .....

1996

March 26 ..... Lisa Dacquist .....

1993

April 19 ..... Tammy Lohmann .....

March 23 ..... Amber Tintsman

1992

April 13 ..... Rachel Brown .....

March 10 ..... Rachel Brown .....

1991

May 6 ..... Terri Carnicelli .....

April 9 ..... Dawn Wood .....

1990

April 17 ..... Becky Davis .....

April 3 ..... Ann Rowan .....

\*-Newcomer of the Week

## PLAYER OF THE YEAR

1987 - Jodi Rathbun  
2007 - Kaitlin Cochran  
2008 - Kaitlin Cochran  
2009 - Kaitlin Cochran  
2013 - Amber Freeman

## SCHOLAR-ATHLETE OF THE YEAR

2015 - Amber Freeman

## DEFENSIVE PLAYER OF THE YEAR

2008 - Mindy Cowles

## PITCHER OF THE YEAR

2007 - Katie Burkhart  
2008 - Katie Burkhart

## BATTING CHAMPION

2012 - Katelyn Boyd

## NEWCOMER OF THE YEAR

2006 - Kaitlin Cochran  
2008 - Krista Donnenwirth  
2011 - Dallas Escobedo

## COACH OF THE YEAR

2018 - Trisha Ford  
2008 - Clint Myers  
2011 - Clint Myers

## USA SOFTBALL NATIONAL PLAYER OF THE WEEK

2019 - Maddi Hackbarth - March 26

2018 - Marisa Stankiewicz - April 2

2018 - G Juarez - March 27

2014 - Dallas Escobedo - March 12

2013 - Dallas Escobedo - May 14

2013 - Cheyenne Coyle - April 30

2011 - Annie Lockwood - May 10

2011 - Dallas Escobedo - Feb. 15

2008 - Kaitlin Cochran - Feb. 19

2007 - Katie Burkhart - April 17

# CHAMPIONSHIP TRADITION

1972



HEAD COACH: MARY LITTLEWOOD (2nd Yr.)

Record: 13-2

In 1972, just a year after officially being recognized as a collegiate team, the Sun Devils won the DGWS Championship under the tutelage of ASU Hall of Famer Mary Littlewood.

1973



HEAD COACH: MARY LITTLEWOOD (3rd Yr.)

Record: 13-2

After the 1972 Championship, ASU repeated the following year as champions, winning the first AIAW Championship. Both the DGWS and AIAW Championships preceded and are equivalents of the contemporary format of the Women's College World Series.

2008



HEAD COACH: CLINT MYERS (3rd Yr.)

Record: 66-5

The Sun Devils went 66-5 on the year en route to softball's first NCAA Championship in program history. ASU also captured its first Pac-12 title going 18-3 in conference play with Kaitlin Cochran defending her title as Pac-10 Player of the Year and Katie Burkhart's Pitcher of the Year reign.

2011



HEAD COACH: CLINT MYERS (6th Yr.)

Record: 66-5

Clint Myers got his second Coach of the Year award during his second NCAA title run. In 2011, freshman Dallas Escobedo pitched every inning of a spotless postseason to lead ASU to a 60-6 record and its second title in four years.



# POST-SEASON RESULTS

## 1987 (2-2) - T-7th Place

ASU 5, Arizona 3 \$  
 ASU 5, Arizona 0 \$  
 UCLA 1, ASU 0 ^  
 Fresno State 3, ASU 0 ^

## 1989 (1-2)

ASU 2, Utah State 0 \$  
 Arizona 3, ASU 2 (8 inn) \$  
 Arizona 4, ASU 0 \$

## 1990 (1-2)

ASU 1, Arizona 0 \$  
 Arizona 1, ASU 0 \$  
 Arizona 9, ASU 5 \$

## 1991 (0-2)

Arizona 4, ASU 2 \$  
 Arizona 4, ASU 0 \$

## 1993 (0-2)

5/21 Arizona 1, ASU 0 \$  
 5/22 Arizona 7, ASU 2 \$

## 1997 (1-2)

Tucson Regional  
 5/16 Nebraska 10, ASU 1 (6 inn) \$  
 5/17 ASU 12, Rider 0 (5 inn) \$  
 5/17 Nebraska 2, ASU 1 \$

## 1998 (1-2)

Tampa Regional  
 5/15 Texas 6, ASU 0 \$  
 5/16 ASU 1, Florida 0 \$  
 5/16 South Florida 1, ASU 0 \$

## 1999 (4-3) - T-7th Place

Ann Arbor Regional  
 5/20 ASU 2, Central Michigan 1 (8 inn) \$  
 5/21 ASU 1, Nebraska 0 \$  
 5/22 ASU 2, FAU 1 \$  
 5/23 Nebraska 2, ASU 1 (8 inn) \$  
 5/23 ASU 4, Nebraska 2 \$

## WCWS

5/27 Washington 4, ASU 1 ^  
 5/29 California 2, ASU 0 ^

## 2000 (3-2)

Tempe Regional  
 5/18 ASU 9, Coastal Carolina 1 \$  
 5/19 ASU 4, Texas A&M 2 \$  
 5/20 Alabama 4, ASU 1 \$  
 5/20 ASU 2, Coastal Carolina 1 \$  
 5/21 Alabama 3, ASU 1 \$

## 2001 (2-2)

Baton Rouge Regional  
 5/17 ASU 4, Penn State 1 \$  
 5/18 ASU 2, Louisiana Lafayette 1 \$  
 5/19 LSU 3, ASU 2 \$  
 5/19 Louisiana Lafayette 5, ASU 0 \$

## 2002 (6-2) - T-3rd Place

Lafayette Regional  
 5/16 ASU 4, Mississippi State 1 \$  
 5/18 ASU 1, UMass 0 \$  
 5/18 ASU 3, LSU 2 (8 inn) \$  
 5/19 ASU 4, LSU 1 \$

## WCWS

5/23 ASU 2, Michigan 1 ^  
 5/24 Arizona 1, ASU 0 (8 inn) ^  
 5/25 ASU 2, UCLA 1 ^  
 5/26 California 3, ASU 0 ^

## 2003 (2-2)

Austin Regional  
 5/15 Texas State 1, ASU 0 \$  
 5/16 ASU 6, Tennessee Tech 0 \$  
 5/16 ASU 4, LSU 1 \$  
 5/17 Hawai'i 4, ASU 2 \$

## 2005 (1-2)

Tuscaloosa Regional  
 5/20 ASU 10, Hofstra 1 (5 inn) \$  
 5/21 Alabama 3, ASU 1 \$  
 5/21 Hofstra 2, ASU 1 \$

## 2006 (6-2) - T-5th Place

Hempstead Regional  
 5/19 ASU 6, Long Island 0 \$  
 5/20 ASU 2, Hofstra 0 \$  
 5/21 ASU 5, Penn State 0 \$

## Tempe Super Regional

5/26 ASU 6, Florida State 1 %  
 5/27 ASU 5, Florida State 1 %

## WCWS

6/1 Texas 2, ASU 0 ^  
 6/3 ASU 3, Oregon State 1 ^  
 6/3 Tennessee 3, ASU 1 (9 inn) ^

## 2007 (5-2) - T-7th Place

Provo Regional  
 5/17 ASU 2, Southern Utah 1 (9 inn) \$  
 5/18 ASU 7, BYU 1 \$  
 5/19 ASU 6, BYU 3 \$

## Tempe Super Regional

5/25 ASU 1, LSU 0 (10 inn) %  
 5/26 ASU 7, LSU 4 %

## WCWS

5/31 Northwestern 2, ASU 0 ^  
 6/2 DePaul 3, ASU 1 ^

## 2008 (10-0) - NCAA Champions

Tempe Regional  
 5/16 ASU 4, Stony Brook 0 \$  
 5/17 ASU 10, Hawai'i 0 (6 inn) \$  
 5/18 ASU 8, Hawai'i 0 (5 inn) \$

## Tempe Super Regional

5/23 ASU 3, Northwestern 1 %  
 5/24 ASU 9, Northwestern 0 (6 inn) %

## WCWS

5/29 ASU 3, Alabama 1 ^  
 5/30 ASU 4, UCLA 0 ^  
 6/1 ASU 3, Alabama 1 ^  
 6/2 ASU 3, Texas A&M 0 ^  
 6/3 ASU 11, Texas A&M 0 ^

## 2009 (7-3) - T-5th

Tempe Regional  
 5/15 ASU 5, South Dakota State 0 \$  
 5/16 LSU 10, ASU 2 \$  
 5/16 ASU 7, Cal State Fullerton 0 \$  
 5/17 ASU 6, LSU 4 \$  
 5/17 ASU 5, LSU 0 \$

## Tempe Super Regional

5/22 ASU 3, North Dakota State 0 %  
 5/23 ASU 11, North Dakota State 0 %

## WCWS

5/28 ASU 7, Missouri 3 ^  
 5/29 Washington 1, ASU 0 ^  
 5/30 Alabama 6, ASU 2 ^

## 2010 (3-2)

Amherst Regional  
 5/21 ASU 6, Boston 1 \$  
 5/22 ASU 3, LIU Brooklyn 2 \$  
 5/23 ASU 9, LIU Brooklyn 1 \$

## Gainesville Super Regional

5/29 Florida 8, ASU 0 %  
 5/30 Florida 5, ASU 2 %

# POST-SEASON RESULTS

## 2011 (10-0) - NCAA Champions

### Tempe Regional

5/20 ASU 10, North Dakota State 0 (5 inn) \$

5/21 ASU 8, Long Beach State 0 (5 inn) \$

5/22 ASU 6, San Diego State 1 \$

### Tempe Super Regional

5/26 ASU 3, Texas A&M 2 %

5/27 ASU 4, Texas A&M 2 %

### WCWS

6/2 ASU 3, Oklahoma 1 ^

6/3 ASU 6, Florida 5 ^

6/5 ASU 4, Baylor 0 ^

6/6 ASU 14, Florida 4 ^

6/7 ASU 7, Florida 2 ^

## 2012 (7-4) - 4th

### Tempe Regional

5/18 ASU 9, LIU Brooklyn 0 \$

5/19 ASU 3, Syracuse 1 \$

5/20 Syracuse 1, ASU 0 \$

5/20 ASU 4, Syracuse 0 \$

### Tempe Super Regional

5/24 Louisiana Lafayette 6, ASU 0 %

5/25 ASU 9, Louisiana Lafayette 2 %

5/25 ASU 8, Louisiana Lafayette 0 %

### WCWS

5/31 ASU 3, Oregon 1 ^

6/1 Alabama 2, ASU 1 ^

6/2 ASU 6, LSU 0 ^

6/3 Oklahoma 5, ASU 3 ^

## 2013 (5-2) - T-7th

### Tempe Regional

5/17 ASU 5, San Jose State 2 \$

5/18 ASU 2, Georgia 0 \$

5/19 ASU 2, Georgia 0 \$

### Tempe Super Regional

5/25 ASU 5, Kentucky 4 %

5/26 ASU 5, Kentucky 2 %

### WCWS

5/30 Texas 6, ASU 3 ^

6/1 Michigan 2, ASU 0 ^

## 2014 (2-2)

### Tempe Regional

5/16 ASU 8, Dartmouth 0 \$

5/17 ASU 4, Michigan 1 \$

5/18 Michigan 4, ASU 3 \$

5/18 Michigan 5, ASU 4 \$

## 2015 (2-2)

### Baton Rouge Regional

5/15 ASU 2, Nebraska 2 \$

5/16 ASU 1, LSU 0 \$

5/17 LSU 5, ASU 0 \$

5/17 LSU 4, ASU 3 (9) \$

## 2016 (2-2)

### Baton Rouge Regional

5/20 ASU 2, McNeese St. 5 \$

5/21 ASU 1, LIU-B 0 \$

5/21 ASU 3, McNeese St. 2 \$

5/17 ASU 0, LSU 4 \$

## 2016 (1-2)

### Baton Rouge Regional

5/20 ASU 2, McNeese St. 5 \$

5/21 ASU 1, LIU-B 0 \$

5/21 ASU 3, McNeese St. 2 \$

## 2017 (1-2)

### Oxford Regional

5/19 ASU 9, North Carolina 3 \$

5/20 ASU 0, Ole Miss 2 \$

5/20 ASU 2, North Carolina 3 \$

## 2018 (5-2)

### Tempe Regional

5/19 ASU 2, New Mexico St. 0 \$

5/20 ASU 7, Ole Miss 0 \$

5/20 ASU 9, Ole Miss 0 (5inn) \$

### Tempe Super Regional

5/24 ASU 5, South Carolina 2 %

5/25 ASU 5, South Carolina 2 %

### WCWS

5/31 ASU 6, Oregon 11 ^

6/1 ASU 0, Oklahoma 2 ^

## 2019 (5-2)

### Tuscaloosa Regional

5/19 ASU 2, New Mexico St. 0 \$

5/20 ASU 7, Ole Miss 0 \$

5/20 ASU 9, Ole Miss 0 (5inn) \$

# POST-SEASON HISTORY & ALL-PAC-12 SELECTIONS

## POST-SEASON HISTORY

### WCWS

Appearances (in NCAA Era)	12
Appearances (including Pre-NCAA Era)	18
Record (Excluding Pre-NCAA Era)	18-20
Last Time	2018, 7th

### Place

1st	2
2nd	0
3rd	3

### NCAA Tournament

Appearances	31
Postseason Appearances including Pre-NCAA Years	41
Record (Excluding Pre-NCAA Years)	97-61
Last Time	2019

### NCAA Championships

2011	
Title Game	7-2 vs. Florida

2008	
Title Game	11-0 vs. Texas A&M

### National Championships (Pre-NCAA)

1972	
Title Game	8-5 (11) vs. Tokyo

1973	
Title Game	4-3 vs. Illinois State

### WCWS All-Tournament

2012	Amber Freeman
2011	Dallas Escobedo
	Krista Donnenwirth
	Annie Lockwood
	Mandy Urfer
2008	Katie Burkhart

## ALL-PAC-12 FIRST TEAM

2019 Morgan Howe Kindra Hackbarth	2009 Kaitlin Cochran	1998 Roxanne Tsosie
2018 G Juarez Danielle Gibson	2008 Katie Burkhart Krista Miller Mindy Cowles Krista Donnenwirth Kaitlin Cochran Jackie Vasquez	1997 Lisa Dacquistio
2017 Sashel Palacios Chelsea Gonzales	2007 Katie Burkhart Bianca Cruz Kaitlin Cochran	1996 Alyssa Johnson
2016 Jennifer Soria	2006 Kaitlin Cochran	1995 Alyssa Johnson
2015 Amber Freeman Haley Steele	2004 Phelan Wright	1994 Alyssa Johnson
2013 Cheyenne Coyle Dallas Escobedo Amber Freeman	2003 Kara Brun Phelan Wright	1992 Rachel Brown Wendy Johnson
2012 Katelyn Boyd Dallas Escobedo Alix Johnson Annie Lockwood	2002 Kara Brun Phelan Wright	1991 Rachel Brown
2011 Katelyn Boyd Dallas Escobedo	2000 Kirsten Voak	1990 Christy Serritella Ann Rowan
2010 Katelyn Boyd	1999 Kirsten Voak	1989 Natalie King
		1988 Karen Finfield
		1987 Jodi Rathbun Linda Neeley Kathy Escarcega

## VS. CONFERENCES IN NCAA TOURNAMENT

ACC	3-1	MAC	1-0
American East	1-0	Mountain West	3-0
Atlantic 10	2-2	Northeast	6-0
Atlantic Sun	3-0	Ohio Valley	1-0
Big 10	7-4	Pac-12	6-14
Big 12	10-8	SEC	24-16
Big East	2-2	Southland	1-1
Big South	2-1	Summit	4-0
Big West	2-1	Sun Belt	3-2
Great West	1-0	WAC	5-2
Independent	0-1	*Conference membership at time of contest	
Ivy	1-0		

## ALL-TIME STATISTICS

## TEAM OFFENSIVE RECORDS (SINCE 1986)

YEAR	COACH	AB	R	H	2B	3B	HR	RBI	BB	SO	SB	WIN STREAK	MERCY WINS
2019	Trisha Ford	1370	411	437	98	12	91	378	210	211	57	5	
2018	Trisha Ford	1597	315	453	76	13	66	290	168	339	29	11	15
2017	Trisha Ford	1354	263	372	50	10	62	242	212	279	20	9	12
2016	Wagner/Oliveras	1562	308	484	65	6	63	281	184	282	49	6	10
2015	Craig Nicholson	1662	388	522	89	2	81	363	276	152	12	4	10
2014	Craig Nicholson	1530	362	492	89	2	74	336	234	218	48	18	20
2013	Clint Myers	1682	416	552	97	7	95	386	244	196	39	21	16
2012	Clint Myers	1640	432	535	87	5	89	404	288	224	58	22	24*H
2011	Clint Myers	1720	477	584	76	2	88	451*H	299	208	53	23	22
2010	Clint Myers	1563	385	510	76	8	72	340	269	228	61	18	14
2009	Clint Myers	1709	440	550	91	6	87	412	264	280	58	11	16
2008	Clint Myers	1877	480*H	611*H	107*H	8	99*H	439	301*H	344	48	28*H	18
2007	Clint Myers	1869	392	526	71	8	83	370	289	379	77	15	12
2006	Clint Myers	1788	307	459	48	8	66	285	228	445*H	91	19	11
2005	Linda Wells	1422	177	342	58	1	34	158	132	338	34	8	6
2004	Linda Wells	1610	223	410	54	5	42	204	136	352	68	8	4
2003	Linda Wells	1456	206	386	53	2	45	187	108	269	21	9	4
2002	Linda Wells	1703	256	505	58	4	34	240	170	233	55	7	8
2001	Linda Wells	1579	226	449	48	5	28	211	140	207	39	8	4
2000	Linda Wells	1592	258	454	68	0*L	31	249	180	206	33	9	8
1999	Linda Wells	1794	267	469	82	5	26	243	144	240	42	8	6
1998	Linda Wells	1720	209	453	37	14	11	185	128	219	58	10	8
1997	Linda Wells	1546	278	469	50	13	2	245	151	220	107*H	9	6
1996	Linda Wells	1676	294	513	66	17	9	259	177	156	100	5	
1995	Linda Wells	1541	215	443	44	15	8	168	126	190	85	7	1
1994	Linda Wells	1651	170	435	44	18	4	150	120	232	48	3	3
1993	Linda Wells	1547	197	382	28	19	2	138	144	249	54	7	
1992	Linda Wells	1225*L	144	300	21	9	2	115	118	138	60	5	
1991	Linda Wells	1663	253	448	55	20	1	187	101	155	69	8	
1990	Linda Wells	2046*H	191	507	63	13	2	153	87	183	23	5	
1989	Mary Littlewood	1630	199	410	28	23*H	5	136	85	106	30	10	
1988	Mary Littlewood	1383	123*L	335	19*L	8	1*L	85*L	58*L	103	14*L	8	
1987	Mary Littlewood	1530	225	410	45	14	11	178	110	90*L	35	10	
1986	Mary Littlewood	1294	139	319*L	32	21	4	113	75	103	21	8	

\*H- Program High \*L- Program Low



# ALL-TIME STATISTICS

## TEAM PITCHING RECORDS (SINCE 1987)

YEAR	ERA	W-L	CG	SHO	SV	IP	H	R	ER	SO	BB
2019	4.64	35-20	18		4	336.1	391	269	223	211	182
2018	1.56	48-13	40	20	4	413.2	288	125	92	455	78
2017	2.32	31-22	27	10	4	343.1	326	160	114	248	86
2016	3.66	32-26	22	7	7	389.2	415	228	204	282	125
2015	4.28*H	36-22	21	6*L	8	394	476	277	241*H	247	152*H
2014	2.14	46-12	47	18	0	382.2	295	135	117	419	122
2013	2.18	50-12	36	19	5	405.1	305	149	126	438	130
2012	2.03	53-11	46	21	4	406.1	311	135	118	358	140
2011	1.87	60-6	48	21	4	415.2	294	120	111	412	136
2010	3.04	44-15	39	14	4	380.1	381	193	165	245	117
2009	3.22	47-19	51	16	1	415.2	405	225	191	240	125
2008	1.48	66-5*H	71*H	28*H	5	479*H	303	127	101	656	106
2007	1.72	54-17	54	18	2	323	305	164	119	656	130
2006	1.18*L	53-15	52	24	3	479*H	306	112	81	666*H	92
2005	2.09	30-26	23	15	5	372.1	274	147	111	392	100
2004	2.45	33-31	33	19	2	416.2	399	213	146	415	149
2003	2.49	32-25	22	10	9	377	369	177	134	296	120
2002	1.46	46-20	32	13	6	441.1	347	140	92	332	112
2001	1.62	36-22	24	15	7	411.2	287	131	95	308	103
2000	1.45	43-20	42	21	3	420	307	114	87	394	76
1999	1.93	41-28	35	17	3	465	378	175	128	415	110
1998	1.65	38-27	56	19	2	432.1	341	133	102	308	72
1997	3.22	32-25	19	9	9	373.1	427	221	172	203	77
1996	2.31	34-27	26	8	3	415.2	470	181	137	205	76
1995	2.45	29-26	25	8	6	371.2	436	205	130	201	63*L
1994	3.85	22-41	39	9	2	416.1	537*H	288*H	229	160	115
1993	1.67	34-26	41	15	2	411.1	369	148	98	210	94
1992	1.43	27-21	34	7	4	328.2	275	104*L	67*L	129	56
1991	1.29	43-18	28	12	10*H	427.2	347	123	79	194	85
1990	1.33	43-32	49	21	6	525.2	399	145	100	173	92
1989	1.45	34-26	36	14	3	420.1	336	125	87	180	95
1988	1.59	26-25	34	15	1	356.2	271	120	81	134*L	107
1987	1.29	41-15	26	9	4	396	262*L	115	73	210	110

## ALL-TIME/COACH RECORDS

Year	Record	Conf. Rec. (Place)	Conference	Postseason	Coach
^2020	22-7	N/A	Pac-12	N/A	Trisha Ford
2019	35-20	13-11	Pac-12	NCAA Regionals	Trisha Ford
2018	48-13	16-8 (3rd)	Pac-12	WCWS T-7th	Trisha Ford
2017	31-22	9-15 (6th)	Pac-12	NCAA Regionals	Trisha Ford
2016	32-26	6-17 (8th)	Pac-12	NCAA Regionals	Robert Wagner/Letty Olivarez
2015	36-22	12-11 (t-4th)	Pac-12	NCAA Regionals	Craig Nicholson
2014	46-12-1	15-7-1 (3rd)	Pac-12	NCAA Regionals	Craig Nicholson
2013	50-12	16-8 (t2nd)	Pac-12	WCWS, T-7th	Clint Myers
2012	53-11	18-4 (2nd)	Pac-12	WCWS, 4th	Clint Myers
2011	60-6	17-4 (1st)	Pac-10	WCWS, NCAA Champions	Clint Myers
2010	44-17	10-11 (4th)	Pac-10	Super Regionals	Clint Myers
2009	47-19	10-11 (6th)	Pac-10	WCWS, T-5th	Clint Myers
2008	66-5	18-3 (1st)	Pac-10	WCWS, NCAA Champions	Clint Myers
2007	54-17	13-8 (2nd)	Pac-10	WCWS, T-7th	Clint Myers
2006	53-15	11-10 (4th)	Pac-10	WCWS, T-5th	Clint Myers
2005	30-26	4-17 (8th)	Pac-10	NCAA Regionals	Linda Wells
2004	33-31	3-17 (8th)	Pac-10		Linda Wells
2003	32-25	7-14 (7th)	Pac-10	NCAA Regionals	Linda Wells
2002	46-20	10-11 (5th)	Pac-10	WCWS, T-3rd	Linda Wells
2001	36-22	9-12 (6th)	Pac-10	NCAA Regionals	Linda Wells
2000	43-20	8-13 (5th)	Pac-10	NCAA Regionals	Linda Wells
1999	41-28	8-20 (8th)	Pac-10	WCWS, T-7th	Linda Wells
1998	38-27	9-19 (6th)	Pac-10	NCAA Regionals	Linda Wells
1997	32-25	9-19 (6th)	Pac-10	NCAA Regionals	Linda Wells
1996	34-27	10-18 (5th)	Pac-10		Linda Wells
1995	29-26	10-18 (6th)	Pac-10		Linda Wells
1994	22-41	7-17 (6th)	Pac-10		Linda Wells
1993	34-26	13-11 (3rd)	Pac-10	NCAA Regionals	Linda Wells
1992	27-21	7-9 (4th)	Pac-10		Linda Wells
1991	43-18	15-5 (2nd)	Pac-10	NCAA Regionals	Linda Wells
1990	43-32	10-10 (5th)	Pac-10	NCAA Regionals	Linda Wells
1989	34-26	7-13 (5th)	Pac-10	NCAA Regionals	Mary Littlewood
1988	26-25	8-12 (4th)	Pac-10		Mary Littlewood
1987**	41-15	6-4 (4th)	Pac-10	WCWS, T-7th	Mary Littlewood
1986	32-17	7-4 (2nd)	Pac-10	NCAA Regionals	Mary Littlewood
1985	38-17	6-6 (3rd)	WCAA	NCAA Regional	Mary Littlewood
1984	33-15	6-4 (3rd)	WCAA	NCAA Regionals	Mary Littlewood
1983	22-19-1	9-12-1 (3rd)	WCAA		Mary Littlewood
1982*	34-18	11-9 (3rd)	WCAA	WCWS, 4th	Mary Littlewood
1981	35-17	6-6 (3rd)	WCAA	NCAA Regionals	Mary Littlewood
1980	33-11	15-3 (1st)	WCAA	NCAA Regionals	Mary Littlewood
1979	28-7	10-0 (3rd)	Intermountain	WCWS, 9th	Mary Littlewood
1978	29-5	13-3 (1st)	Intermountain	WCWS, 9th	Mary Littlewood
1977	26-7	13-1 (1st)	Intermountain	WCWS, 4th	Mary Littlewood
1976	22-7	13-4 (3rd)	Intermountain	WCWS, 4th	Mary Littlewood
1975	15-3	9-2 (2nd)	Intermountain	NCAA Regionals	Mary Littlewood
1974	8-4				Mary Littlewood
1973	13-2			WCWS, National Champions	Mary Littlewood
1972	13-2			WCWS, National Champions	Mary Littlewood
1971	12-3			WCWS, 4th	Mary Littlewood
1970	10-2				Mary Littlewood
1967	5-1				Mary Littlewood

\*-First season in the NCAA

\*\*-First season in the Pac-12

^ Shortened Season Due to Global Pandemic

Coach	Seasons	Record
Trisha Ford	4 (2017-present)	136-62 (.686)
Robert Wagner/Letty Olivarez	1 (2016)	32-26 (.552)
Craig Nicholson	2 (2014-15)	82-34-1 (.705)
Clint Myers	8 (2006-13)	427-102 (.807)
Linda Wells	16 (1990-2005)	561-415 (.575)
Mary Littlewood	21 (1967, 1970-89)	509-223-1 (.695)
	49	1,642-822-2 (.665)

## ALL-TIME SERIES STANDINGS

School	W-L-T	First Met	Kent State	1-0	2009	Samford	1-0	2010
Adelphi	1-1	1987	Kentucky	3-2	2010	Sam Houston State	4-0	1990
Akron	1-0	1989	Lehigh	2-0	2019	San Diego	7-2	1995
Alabama	4-8	1998	Liberty	4-0	1999	San Diego State	29-8	1980
Arizona	100-109	1971	LIU Brooklyn	3-0	2016	San Francisco	5-0	1981
Arkansas	2-0	1999	Lipscomb	2-0	2019	San Jose State	17-1	1987
Auburn	2-2	2006	Long Beach State	18-12-1	1982	Santa Clara	19-1	1987
Ball State	1-1	1998	Long Island Brooklyn	6-0	2005	Saint Francis	2-0	2016
Baylor	7-2	1984	Longwood	3-0	2007	Seattle	2-0	2011
Bethune-Cookman	2-0	2005	Louisiana	7-4	2001	Seton Hall	1-0	2014
Binghamton	5-0	2013	LSU	10-7	1982	Simon Fraser	1-0	2000
Boise State	5-0	2011	Louisiana Tech	0-1	1993	South Alabama	1-0	2009
Boston College	5-0	2002	Loyola-Chicago	2-0	2008	South Carolina	9-5	1983
Boston University	2-0	2010	Loyola Marymount	3-2	1996	South Dakota State	6-0	2009
Bradley	1-0	2013	Luther College	1-0	1971	South Florida	2-3	1987
Brigham Young	1-0	2001	Maine	1-0	1987	Southern Florida	0-1	1988
Buffalo	5-0	2002	Marshall	2-0	2008	Southern Illinois	2-1	1982
BYU	14-0	1974	McNeese State	4-2	1991	Southern Miss	3-0	2014
California	62-69	1981	Memphis	2-0	2008	SIUE	1-0	2014
Cal Poly-Pomona	11-15	1978	Metropolitan College	1-0	1979	Southern Utah	20-0	1977
Cal Poly-SLO	7-2	1980	Metro State	1-0	1986	Southwest Louisiana	2-1	1987
Cal State Bakersfield	1-0	2009	Miami (OH)	1-0	2008	Southwest Missouri St.	1-0	1977
Cal State-Fullerton	25-25	1980	Michigan	12-16	1988	Stanford	67-26	1984
Cal State-Northridge	11-10	1980	Michigan State	15-2	1976	Stephen F. Austin	6-0	1990
Cal State-Sacramento	2-0	1984	Minnesota	16-7	1981	Stetson	1-0	1987
Campbell	1-0	2011	Minot State College	1-0	1972	Stony Brook	1-0	2008
Centenary	1-0	1998	Mississippi	5-0	2007	Syracuse	6-1	2004
Central Connecticut	4-0	2012	Mississippi State	4-1	2002	Tarkio State	1-0	1976
Central Michigan	15-3	1983	Missouri	9-7	1983	Temple	1-0	1987
Chapman	3-1	1984	Montana	1-0	2016	Tennessee	2-4	1998
Chattanooga	2-0	2009	Mount Saint Mary's	1-0	2016	Tennessee Tech	1-0	2003
Chico State	1-0	1980	Nebraska	27-10	1971	Tennessee State	1-0	2014
Cleveland State	2-0	1994	Nevada-Reno	6-0	1985	Texas	8-10	1997
Coastal Carolina	6-0	2000	New Mexico	38-6	1976	Texas A&M	16-5	1979
Colorado State	15-3	1975	New Mexico State	41-7	1972	Texas-Arlington	4-2	1982
Connecticut	1-0	2002	Nicholls State	2-0	1988	Texas-El Paso	2-3	2006
Creighton	16-2	1980	North Carolina	6-0	1996	Texas-San Antonio	6-0	2003
Dayton	1-0	2004	North Carolina State	1-1	2007	Texas State	6-1	2003
DePaul	6-1	2000	North Dakota	4-0	2013	Texas Tech	12-1	1982
Detroit	3-0	1998	North Dakota State	8-0	2009	Texas Women's U	2-2	1979
Drake	4-0	1998	North Florida	2-0	2007	Tokyo	2-1	1972
East Carolina	4-0	2011	North Texas	1-0	2015	Toledo	2-1	1989
Eastern Illinois College	2-0	1971	Northeast Louisiana	3-1	1986	Tulsa	1-0	1995
Eastern Michigan	9-0	1987	Northern Arizona	28-3	1971	UCF	1-0	2009
E Stroudsberg State	1-0	1976	Northern Colorado	11-6	1972	UCLA	37-104	1980
Evansville	1-0	1997	Northern Iowa	6-1	1976	UC Davis	4-0	2005
Florida	5-4	1998	Northern Illinois	2-2	1983	UC Riverside	7-0	1985
Florida Atlantic	2-0	1999	Northwestern	10-5	1986	UC Santa Barbara	15-4	1980
Florida Gulf Coast	2-0	2011	Northwestern State	2-0	2007	UMass	10-2	1990
Florida International	2-0	2008	Notre Dame	12-2	1995	UMKC	1-0	2008
Florida State	6-4	1986	Ohio State	9-4	1990	UNLV	24-5	1980
Fresno State	11-18	1980	Oklahoma	15-17	1979	U.S. International	8-2	1984
Georgia	4-0	1999	Oklahoma State	8-7	1981	Utah	39-19	1975
Georgia Tech	1-0	2002	Ole Miss	2-0	2015	Utah State	27-10	1975
Georgetown	4-0	2016	Oregon	60-49-1	1987	Utah Valley State	1-0	2007
Hawaii	8-4	1985	Oregon State	84-37	1977	UTEP	2-0	2015
Hofstra	4-1	1997	Penn State	8-1	1987	Valparaiso	1-0	2012
Houston	2-0	2007	Pacific	17-6	1981	Virginia	5-2	1987
Howard	2-0	2011	Penn State	1-0	2014	Virginia Tech	4-1	2003
Idaho State	7-0	1979	Pittsburgh	2-0	2013	Washington	30-61	1993
Illinois	3-1	2004	Portland State	13-0	1978	Weber State College	10-3	1974
Illinois-Chicago	4-0	1991	Princeton	2-1	2004	Western Illinois	5-0	1972
Illinois State	39-3	1971	Purdue	7-1	1995	Western Kentucky	1-0	2008
Indiana	9-1	1983	Radford	1-0	2008	Western Michigan	14-2	1986
Indiana State	4-0	2001	Rhode Island	1-0	2005	W. New Mexico	4-0	1991
Iowa	24-12	1991	Rider	1-0	1997	Wichita State	3-1	1990
Iowa State	8-4	1982	Rutgers	3-0	2002	Winthrop (S.C.)	1-0	1987
James Madison	1-1	2016	Sacramento State	4-3	1990	Wisconsin	6-1	1996
JFK College	2-4	1971	Saint John's	2-0	2010	Wyoming	8-0	1975
Kansas	16-8	1973	Saint Mary's	9-0	1993			
Kansas State	1-0	1971	Saint Peter's	3-0	1987			

## SEASON REVIEWS

1967 Season Record: 5-1  
- No game records available

1968 No Records

1969 No Records

1970 Season Record: 10-2  
- No game records available

1971 Season Record: 12-3  
WCWS Finish: Fourth  
Head Coach: Mary Littlewood (1st Yr)

OPPONENT	ASU	OPP
Northern Arizona	L	4 9
Northern Arizona	W	5 2
Mesa CC	W	11 0
Arizona	W	12 2
Arizona	W	12 4
Arizona	W	4 1
Cochise College	W	16 0
Arizona	W	13 1
Luther College	W	14 0
Nebraska	W	11 0
JFK College	L	6 7
Eastern Illinois College	W	10 0
Illinois State	W	4 0
Kansas State	W	1 0
JFK College	L	3 5

1972 Season Record: 13-2  
WCWS Finish: First  
Head Coach: Mary Littlewood (2nd Yr)

OPPONENT	ASU	OPP
Northern Arizona	W	6 0
Arizona	W	7 0
New Mexico State	W	12 0
Arizona	W	18 6
Arizona	W	17 1
Arizona	W	10 0
Arizona	W	10 0
JFK College	W	9 1
JFK College	L	0 3
Minot State College	W	11 0
Western Illinois	W	3 0
Northern Colorado	W	11 1
Tokyo	W	2 1
Tokyo	L	0 1
Tokyo	W	8 5(11)

1973 Season Record: 13-2  
WCWS Finish: First  
Head Coach: Mary Littlewood (3rd Yr)

OPPONENT	ASU	OPP
New Mexico State	W	24 0
Northern Arizona	W	12 1
Northern Arizona	W	10 0
Arizona	W	16 1
Arizona	W	15 3
Mesa CC	W	9 2
Arizona	W	5 0
JFK College	W	3 1
JFK College	L	3 5
Western Illinois	W	4 2
Northern Colorado	W	9 1
Kansas	W	1 0
Illinois State	W	9 2
Illinois State	L	0 4
Illinois State	W	4 3(16)

1974 Season Record: 8-4  
Head Coach: Mary Littlewood (4th Yr)

OPPONENT	ASU	OPP
Northern Arizona	W	21 9
New Mexico State	W	13 3
Northern Arizona	L	8 9
Arizona	W	5 4

Arizona	L	6 12
Northern Arizona	W	16 3
Mesa CC	W	17 8
Arizona	L	6 11
Northern Arizona	W	12 7
BYU	W	20 0
Northern Arizona	W	11 5
Weber State College	L	4 8

1975 Season Record: 15-3  
Intermountain Conference Record: 9-2  
(Second)  
Postseason Finish: Regional  
Head Coach: Mary Littlewood (5th Yr)

OPPONENT	ASU	OPP
Arizona	W	8 1
Arizona	W	3 1
Utah State	W	9 4
Utah	W	10 2
Weber State College	W	4 5
Arizona	L	3 5
Arizona	W	5 4
Arizona	L	2 3
Northern Arizona	W	20 2
Northern Arizona	W	12 1
Colorado State	W	8 3
BYU	W	13 12
Wyoming	W	3 2
Arizona	W	6 3
BYU	W	4 3
New Mexico State	W	11 1
Northern Colorado	L	3 11

1976 Season Record: 22-7  
Intermountain Conference: 13-4 (third)  
WCWS Finish: Fourth  
Head Coach: Mary Littlewood (6th Yr)

OPPONENT	ASU	OPP
Phoenix College	W	14 2
Mesa CC	W	8 6
Northern Arizona	W	11 0
Arizona	W	10 9
Arizona	W	5 4
New Mexico	W	3 2
Northern Arizona	W	9 6
Arizona	L	2 4
Northern Arizona	W	22 0
Arizona	L	1 4
Utah State	W	7 0
Weber State College	L	1 4
Utah	W	11 3
Arizona	W	5 4
Arizona	W	5 4
Arizona	L	3 4
New Mexico State	L	2 8
Northern Colorado	W	4 0
Northern Colorado	L	0 1
Colorado State	W	13 1
Wyoming	W	7 2
Utah	W	18 2
Wyoming	W	11 0
Arizona	W	1 0
Arizona	W	5 3
E Stroudsberg State	W	14 4
Northern Iowa	W	2 0
Michigan State	L	0 2
Tarkio State	W	5 4

1977 Season Record: 26-7  
Intermountain Conference: 13-1 (First)  
WCWS Finish: Fourth  
Head Coach: Mary Littlewood (7th Yr)

OPPONENT	ASU	OPP
Mesa CC	L	0 2
Mesa CC	W	8 3
Arizona	L	4 5
Mesa CC	W	16 4
Mesa CC	L	7 8
Northern Arizona	W	11 4
Northern Arizona	W	8 3
Oregon State	W	4 0
Oregon State	W	8 5
Arizona	W	4 1
Arizona	W	5 4
Northern Colorado	W	11 2
Colorado State	W	8 0
Wyoming	W	11 0
Pima CC	W	20 10
Glendale CC	W	7 0
Arizona	W	7 6
Arizona	W	5 2
Utah State	W	2 1
Weber State College	W	9 7
Utah	W	4 0
Arizona	W	1 0
New Mexico State	W	8 5
Southern Utah	W	10 0
Utah	W	3 0
Northern Colorado	L	0 5
Arizona	W	3 2
Northern Colorado	L	2 3
Colorado State	W	2 1
SW Missouri St.	W	2 0
Arizona	L	0 1
Northern Colorado	W	2 0
Michigan State	L	2 3

1978 Season Record: 29-5  
Intermountain Conference: 13-3 (First)  
WCWS Finish: Ninth  
Head Coach: Mary Littlewood (8th Yr)

OPPONENT	ASU	OPP
Mesa CC	W	6 4
Arizona	W	2 1
Phoenix College	W	19 4
Yavapai CC	W	8 0
Yavapai CC	W	4 0
New Mexico	W	2 0
New Mexico	W	2 1
Pima CC	W	4 3
New Mexico State	L	1 3
Michigan State	W	1 0
Arizona	W	2 0
New Mexico State	W	4 2
Northern Colorado	W	6 4
Northern Colorado	W	5 4
New Mexico	W	2 0
Glendale CC	W	7 1
New Mexico State	W	6 1
Utah	W	3 0
Arizona	W	3 2
New Mexico	W	5 0
New Mexico State	W	1 0
Northern Arizona	W	15 1
Northern Arizona	W	21 0
Colorado State	W	6 5
Wyoming	W	6 3
Northern Colorado	W	5 0
Weber State College	W	3 0
New Mexico	W	6 1
Utah State	W	5 0
Northern Colorado	L	3 4
Utah State	L	1 2
Portland State	W	10 0
Utah State	L	1 2
Cal Poly-Pomona	L	0 1

1979 Season Record: 28-7  
Intermountain Conference: 10-0 (third)  
WCWS Finish: Ninth  
Head Coach: Mary Littlewood (9th Yr)

OPPONENT	ASU	OPP
Phoenix College	W	2 0
Mesa CC	L	3 4
Mesa CC	W	11 1
Glendale CC	W	1 0
Oklahoma	W	3 0
New Mexico State	W	8 1
Kansas	W	5 3
Arizona	W	3 0
Nebraska	W	6 3
Nebraska	W	2 1
Nebraska	W	6 1
Phoenix College	W	4 1
Arizona	W	8 6
Arizona	W	3 0
Wyoming	W	4 3
Wyoming	W	1 0
Colorado State	W	4 0

1980 Season Record: 33-11  
WCAA Conference: 15-3 (First)  
Postseason Finish: Regional  
Head Coach: Mary Littlewood (10th Yr)

OPPONENT	ASU	OPP
Phoenix College	W	21 1
Mesa CC	W	2 1
Mesa CC	W	5 0
UNLV	W	7 0
UNLV	W	4 2
Pima CC	W	4 0
New Mexico	W	2 0
New Mexico	W	2 0
Colorado State U	W	13 0
New Mexico State U	W	5 1
Kansas	L	2 4
Oklahoma	L	1 4
Creighton	W	4 3
Oklahoma	L	2 5
Glendale CC	W	7 0
Cal State-Fullerton	W	3 0
Arizona	W	7 3
Arizona	W	3 2
Cal-Santa Barbara	W	3 2
Chico State	W	2 0
Cal Poly-SLO	L	0 1
Cal State-Northridge	W	4 0
Cal Poly-Pomona	W	1 0
Cal Poly-SLO	L	0 1
Arizona	W	4 0
Arizona	W	6 5
UCLA	W	1 0
UCLA	W	1 0
Cal State-Fullerton	W	7 1
Cal State-Fullerton	W	3 1
Arizona	W	3 1
Arizona	W	2 1
San Diego State	W	2 0
San Diego State	W	4 0
Cal State-Fullerton	L	0 1
Cal State-Fullerton	L	1 2
UCLA	L	0 1
UCLA	W	2 0
San Diego State	W	6 3
San Diego State	W	1 0
Cal Poly-Pomona	W	3 1
Cal Poly-Pomona	L	0 4
Cal State-Fullerton	L	0 2
Fresno State	L	0 3



## HISTORY

# SEASON REVIEWS

1981 Season Record: 35-17

WCAA Conference: 6-6 (third)

Postseason Finish: Regional

Head Coach: Mary Littlewood (11th Yr)

OPPONENT	ASU	OPP
Weber State College W	3	2
Weber State College W	1	0
Utah	W	3 1
Utah	W	3 1
New Mexico	W	3 0
New Mexico	L	1 3
Yavapai College	W	6 2
Northern Arizona	W	8 0
Scottsdale CC	W	15 1
Pima CC	W	7 0
Arizona	W	4 0
Glendale CC	L	6 7
Mesa CC	W	7 1
Mesa CC	W	7 2
Glendale CC	W	5 0
New Mexico	W	3 0
Oklahoma State U	L	1 2
Cal Poly-Pomona	L	1 4
Texas Women's U	W	5 2
Fresno State	W	1 0
Minnesota	W	1 0
Minnesota	W	9 0
Arizona	W	6 3
Arizona	W	2 1
UCLA	L	0 3
UCLA	L	1 6
Cal State-Fullerton	W	1 0
Cal State-Fullerton	L	1 4
San Francisco	W	2 0
Portland State	W	6 0
California	L	0 1
Pacific	W	6 1
California	L	0 2
Oklahoma	W	4 0
Texas Women's U	W	3 0
UCLA	L	1 5
Texas A&M	W	5 2
UCLA	L	1 3
Arizona	L	1 2
Arizona	W	11 10
San Diego State	W	2 0
San Diego State	L	0 3
Utah	L	3 6
Utah	W	4 1
Cal State-Fullerton	W	3 0
Cal State-Fullerton	L	0 1
UCLA	W	5 1
Cal Poly-Pomona	W	4 0
California	L	1 2
Fresno State	W	2 0
UCLA	W	1 0
California	L	0 6

1982 Season Record: 34-18

WCAA Conference: 11-9 (third)

WCWS Finish: Fourth

Head Coach: Mary Littlewood (12th Yr)

OPPONENT	ASU	OPP
Cal Poly-Pomona	W	1 0
Pacific	W	3 2(10)
Texas Tech	W	7 0
Cal Poly-Pomona	L	0 2
New Mexico	W	6 0
New Mexico State	W	3 0
Northern Arizona	W	1 0
Cal State-Fullerton	L	0 3(13)
Cal State-Fullerton	L	1 5
UCLA	L	0 1(14)
UCLA	L	0 1
Iowa State	W	5 0
Oklahoma	W	2 0
Southern Illinois	W	10 2
Oklahoma	W	1 0(9)
Nebraska	L	0 1(8)
LSU	W	1 0
Texas-Arlington	W	3 2

Texas A&M	L	0 3
San Diego State	W	4 3
San Diego State	W	3 0
Texas A&M	L	1 4
Pacific	W	4 1
California	W	2 0
Cal Poly-Pomona	L	0 1
Arizona	L	0 1
Long Beach State	L	2 4
Long Beach State	W	4 1
Long Beach State	W	4 0
Long Beach State	W	11 0
San Diego State	W	8 0
San Diego State	W	3 2
Arizona	W	3 1
Arizona	W	2 0
New Mexico	W	5 2
Kansas	W	6 5
Kansas	W	5 2
Oklahoma State	W	3 2
Oklahoma State	W	4 3(11)
UCLA	L	0 1
UCLA	L	0 1
Cal State-Fullerton	L	0 2
Cal State-Fullerton	L	1 6
Arizona	W	3 0
Arizona	W	2 1
California	L	0 1
California	W	3 1(8)
California	W	2 1
Cal State-Fullerton	W	2 0(9)
Nebraska	W	2 0
UCLA	L	0 1
Fresno State	L	1 4

1983 Season Record: 22-19-1

WCAA Conference: 9-12-1 (third)

Head Coach: Mary Littlewood (13th Yr)

OPPONENT	ASU	OPP
Arizona	L	1 2
Arizona	W	2 1
Oregon State	W	2 1
Cal Poly-Pomona	L	0 1
Pacific	W	4 0
Northern Arizona	W	5 0
Utah State	L	0 2
Cal State-Fullerton	L	0 2
Cal State-Fullerton	L	0 1
San Diego State	L	1 3
San Diego State	L	0 1
Indiana	W	1 0
Missouri	L	1 2
Northern Illinois	W	5 3
Wyoming	W	3 0
Iowa State	W	2 0
Central Michigan	W	1 0
Missouri	W	1 0
Kansas	W	1 0
South Carolina	L	0 1
San Diego State	W	2 1
San Diego State	W	3 1
UCLA	W	2 1
UCLA	L	0 2
Arizona	W	5 0
Arizona	L	0 2
Weber State College W	W	6 2
Weber State College W	W	1 0
Utah State	L	0 1
Utah State	W	3 0
Utah	L	0 1
Utah	L	2 5
Long Beach State	W	2 1
Long Beach State	L	0 1
Cal State-Fullerton	L	0 1
Cal State-Fullerton	W	4 2
UCLA	L	0 3
UCLA	L	0 1
Long Beach State	W	5 1
Long Beach State	T	1 1
Arizona	L	0 3
Arizona	W	2 1

1984 Season Record: 33-15

WCAA Conference: 6-4 (third)

Postseason Finish: Regional

Head Coach: Mary Littlewood (14th Yr)

OPPONENT	ASU	OPP
UC Santa Barbara	W	2 0
UC Santa Barbara	W	1 0
Cal State-Northridge	W	1 0
Cal State-Northridge	L	0 2
Chapman	L	1 6
Chapman	W	4 0
Arizona	L	0 1
Arizona	W	3 0
Pacific	L	0 2
Oklahoma State	W	3 2(12)
Cal Poly-Pomona	W	2 1
Oregon State	W	2 0
New Mexico State	W	5 0
UC Santa Barbara	W	5 0
Utah	L	0 1
Utah	W	7 1
Indiana	W	2 1
Oklahoma	W	5 2
Missouri	W	1 0
Texas Tech	W	11 0(5)
Northern Colorado	W	7 1
Texas-Arlington	W	4 0
Oklahoma State	L	0 1
Baylor	L	3 4
Northern Arizona	W	8 1
Northern Arizona	W	10 2
Stanford	W	7 0
Stanford	W	8 0
Long Beach State	W	1 0
Long Beach State	W	4 0
UCLA	W	2 1
UCLA	L	0 1
U.S. International	W	1 0
Stanford	W	5 0
UC-Santa Barbara	L	0 1
Oregon State	L	1 2
CS-Sacramento	W	4 1
California	W	2 0
Arizona	W	2 1
Arizona	L	0 1
Cal State-Fullerton	W	3 2(10)
Cal State-Fullerton	L	0 3
San Diego State	W	2 0
San Diego State	L	0 3
Northern Arizona	W	5 2
Northern Arizona	W	16 0
UCLA	L	0 1
UCLA	L	0 3

1985 Season Record: 38-17

WCAA Conference: 6-6 (third)

Postseason Finish: Regional

Head Coach: Mary Littlewood (15th Yr)

OPPONENT	ASU	OPP
Northern Arizona	W	5 1
UC-Riverside	W	3 1
UC-Riverside	W	5 0
Chapman	W	3 1
Chapman	W	2 0
Arizona	W	3 0
Arizona	W	6 5
Northern Arizona	W	4 0
Northern Arizona	L	5 7
Hawai'i	W	4 2
Oklahoma State	L	0 3
Cal Poly-Pomona	W	2 1
Pacific	L	0 3
Oregon State	W	2 1
New Mexico State	W	4 1
Pacific	W	7 4
Pacific	W	4 3
Oklahoma	W	2 1
Southern Illinois	L	0 2
Central Michigan	L	1 3
Northern Iowa	W	5 1

Arizona	W	3 2
Kansas	W	2 1
Nebraska	L	1 2
San Diego State	W	3 0
Fresno State	L	0 3
Oklahoma	L	2 3
Northern Arizona	W	7 3
Northern Arizona	W	10 6
Long Beach State	L	0 1(8)
Long Beach State	W	3 2
Nevada-Reno	W	2 0
Nevada-Reno	W	7 1
Arizona	L	0 1
Arizona	L	0 4
Stanford	W	8 0
Stanford	W	8 2
Cal State-Fullerton	L	0 1
Cal State-Fullerton	L	0 3
San Diego State	W	4 0
San Diego State	W	3 1
San Francisco	W	4 1
Oregon State	W	3 1
New Mexico	W	2 1
Texas Tech	W	1 0
San Diego State	W	4 1
Pacific	L	0 6
Cal State-Fullerton	W	2 0
Fresno State	W	1 0
Fresno State	W	1 0
UCLA	W	3 1
UCLA	L	0 1
Utah	W	2 1
Utah	L	1 2
Utah	L	2 3

1986 Season Record: 32-17

Pac-10 Conference: 7-4 (second)

Postseason Finish: Regional

Head Coach: Mary Littlewood (16th Yr)

OPPONENT	ASU	OPP
San Diego State	W	3 0
San Diego State	L	1 3(10)
Pacific	L	0 1
New Mexico State	L	1 2
Creighton	W	2 0
Oregon State	W	5 2
Cal Poly-Pomona	L	1 2
U.S. International	W	5 3
Metro State	W	5 1
Northeast Louisiana	L	0 1(10)
Kansas	L	0 1
New Mexico	W	2 1
Western Michigan	W	3 1
Central Michigan	W	6 2
Utah State	W	1 0
Kansas	L	2 4
Western Michigan	W	6 1
Pacific	W	4 1
San Diego State	W	4 1
Northwestern	W	4 2
Fresno State	L	0 1
Arizona	W	6 2
Utah	W	8 1
Utah	W	1 0(10)
Nebraska	L	0 2
Baylor	W	2 0
South Carolina	L	1 3
Kansas	W	3 0
Texas A&M	W	2 0
Nebraska	W	1 0
Florida State	W	2 0
Arizona	W	9 4
UCLA	L	1 3
UCLA	L	0 3
New Mexico	W	2 0
New Mexico	L	2 3
San Francisco	W	1 0(8)
San Francisco	W	2 1
Stanford	W	5 0
Stanford	W	5 0
Arizona	W	4 1
Arizona	W	6 2

## SEASON REVIEWS

Stanford	W	6	1
Stanford	W	9	0 (5)
UCLA	L	2	6
UCLA	L	1	4
California	L	0	8
California	W	3	0
California	L	0	1

1987 Season Record: 41-15  
Pac-10 Conference: 6-4 (fourth)  
WCWS Finish: Seventh  
Head Coach: Mary Littlewood (17th Yr)

OPPONENT	ASU	OPP
UC Santa Barbara	W	1 0
Cal State-Fullerton	L	0 2
Nevada-Reno	W	6 4
Texas-Arlington	W	3 0
San Francisco	W	14 3
New Mexico State	L	3 5
Arizona	W	10 3
Pacific	W	5 1
Cal Poly-Pomona	L	0 1
Cal Poly-Pomona	L	0 2
Pacific	W	4 2
Minnesota	W	5 3
Minnesota	W	6 5
Temple	W	6 0
Eastern Michigan	W	8 1
Maine	W	3 2
Western Illinois	W	4 2
Virginia	W	7 0
South Florida	L	1 2
Winthrop (S.C.)	W	2 1
Stetson	W	1 0
South Carolina	W	1 0
South Florida	W	3 2
Southwest Louisiana	W	9 1
Penn State	W	2 1
Kansas	W	7 6
Oklahoma City	W	1 0
Oklahoma	W	12 4
Arizona	W	4 1
Texas A&M	L	1 9
Oregon	W	9 1
Oregon	W	2 0
California	L	0 3
California	L	1 2
Adelphi	L	1 2
Utah	W	6 3
San Jose State	W	2 1
Santa Clara	W	7 2
Pacific	W	5 1
Oklahoma State	W	4 1
Nebraska	L	0 3
Oregon State	W	5 3
Oregon State	W	8 0
New Mexico State	W	7 0
Texas A&M	L	4 5
New Mexico State	W	9 3
South Florida	W	3 2
New Mexico	W	4 2
UCLA	L	0 3
UCLA	L	0 2
Arizona	W	2 0
Arizona	W	7 6
Arizona\$	W	5 3
Arizona\$	W	5 0
UCLA^	L	0 1
Fresno State^	L	0 3

1988 Season Record: 26-25  
Pac-10 Conference: 8-12 (Fourth)  
Head Coach: Mary Littlewood (18th Yr)

OPPONENT	ASU	OPP
U.S. International	L	0 1
U.S. International	W	3 0
California	L	0 1
California	W	4 3
New Mexico State	W	11 3
UC Santa Barbara	W	5 0
Iowa State	W	1 0
Kansas	W	7 2
Long Beach State	L	0 4
California	L	1 5
Cal State-Fullerton	L	0 3
Utah State	L	0 1
Minnesota	L	2 5
Arizona	L	1 3
Cal Poly-Pomona	L	0 5
Pacific	W	8 0
U.S. International	W	2 1
New Mexico	W	2 0
Nicholls State	W	1 0
Baylor	W	12 0
Nebraska	W	1 0
Oklahoma	W	3 2
Oregon	W	6 0
Fresno State	L	1 2
Oregon State	W	1 0
Oregon State	W	3 0
Oregon	W	2 1
Oregon	L	0 2
Arizona	L	1 5
Arizona	L	1 6
California	W	2 1
California	W	5 2
Michigan	W	5 2
San Jose State	W	2 0
Oklahoma	W	4 3
Kansas	W	1 0
Nebraska	L	1 3
UCLA	L	1 3
UCLA	L	0 1
Oregon State	L	0 4
Oregon State	W	1 0
Oregon	L	0 1
Oregon	W	2 1
Arizona	L	0 1
Arizona	L	1 11
UCLA	L	0 3
UCLA	L	3 4
South Florida	L	1 5
Oklahoma State	L	2 3
Southern Florida	L	5 6
New Mexico	W	8 1

1989 Season Record: 33-25  
Pac-10 Conference: 7-13 (fifth)  
Postseason Finish: Regional  
Head Coach: Mary Littlewood (19th Yr)

OPPONENT	ASU	OPP
Oregon	L	0 3
Oregon	L	1 2
Toledo	W	4 2
Toledo	L	0 5
Utah State	W	2 1
UC Santa Barbara	W	5 2
Minnesota	W	4 0
Cal Poly-Pomona	L	0 1
Pacific	W	2 0
Penn State	W	8 0
Iowa State	L	0 2
Northeast Louisiana	W	4 0
New Mexico State	W	5 3
Fresno State	L	0 6
Oklahoma	W	7 2
Nebraska	W	5 4
Minnesota	L	0 2
Nebraska	W	9 3
Central Michigan	W	6 5
Central Michigan	W	5 4
South Carolina	W	1 0
Akron	W	6 0
Eastern Michigan	W	3 0
Northeast Louisiana	W	7 2
Illinois State	W	7 1
Florida State	W	7 3
South Carolina	W	13 5
California	L	0 1
California	L	0 1
Adelphi	W	6 3
Santa Clara	W	3 1
Creighton	L	1 3
Texas A&M	W	4 3
Arizona	L	0 1
Arizona	W	1 0
Arizona	L	0 3
Oregon State	W	5 1
Oregon State	W	7 3
Kansas	W	7 6
Nebraska	L	0 3
Florida State	L	2 3
Kansas	L	0 1
Nebraska	L	0 2
Arizona	L	0 4
UCLA	L	0 4
UCLA	L	0 1
California	L	1 2
California	W	1 0
Oregon State	W	13 0
Oregon State	W	13 0
Oregon	L	0 1
Oregon	L	1 2
Florida Southern	W	3 0
Florida Southern	W	9 3
UCLA	L	0 1
UCLA	L	1 4
Utah State\$	W	2 0
Arizona\$	L	2 3
Arizona\$	L	0 4

1990 Season Record: 43-32  
Pac-10 Conference: 10-10 (fifth)  
Postseason Finish: Regional  
Head Coach: Linda Wells (1st Yr)

OPPONENT	ASU	OPP
Cal Poly-Pomona	L	1 2
Fresno State	L	0 7
Cal Poly-Pomona	L	0 2
Cal State-Fullerton	L	2 3
Oregon	W	2 0
Oregon	L	0 3
U.S. International	W	2 0
U.S. International	W	4 2
Long Beach State	W	2 0
California	L	0 4
U.S. International	L	5 6
Minnesota	L	1 5
Ohio State	W	4 1
Pacific	L	0 10
UCLA	L	0 1
Creighton	W	6 0
Illinois State	W	12 0
Cal Poly-Pomona	W	1 0
Penn State	L	0 1
Iowa State	W	2 1
UC Santa Barbara	W	8 2
Penn State	W	1 0
Penn State	W	1 0
Wichita State	W	8 1
New Mexico State	L	0 1
Hawai'i	W	2 1
Northwestern	W	6 4
Colorado State	W	5 1
Arizona	L	1 7
UNLV	L	0 5
UNLV	W	1 0
California	L	0 1
California	L	0 1
Utah State	W	2 0
Northwestern	L	0 1
Central Michigan	L	4 6
New Mexico	W	4 1
Sacramento State	L	1 2
San Jose State	W	4 0
Creighton	W	3 2
UMass	W	2 1
California	W	3 2
Arizona	W	5 3
Arizona	L	3 6
UNLV	W	4 0
UNLV	W	2 1
Oregon State	W	8 4
Oregon State	W	3 0
Utah State	W	1 0
Utah State	L	0 1
Utah	L	0 2
Utah	W	5 3
UCLA	L	1 6
UCLA	L	0 2
U.S. International	W	2 0
U.S. International	W	1 0
Northeast Louisiana	W	17 0
Texas-Arlington	L	0 3
Texas A&M	W	1 0
Sam Houston State	W	5 3
Stephen F. Austin	W	12 0
Texas-Arlington	L	3 4
California	L	1 2
California	W	1 0
Arizona	W	1 0
Arizona	W	1 0
Oregon State	W	2 1
Oregon State	W	4 0
Oregon	L	1 2
Oregon	W	1 0
UCLA	L	0 2
UCLA	L	0 4
Arizona\$	W	1 0
Arizona\$	L	0 1
Arizona\$	L	0 5

## SEASON REVIEWS

1991 Season Record 43-18

Pac-10 Conference: 15-5 (second)

Postseason Finish: Regional

Head Coach: Linda Wells (2nd Yr)

OPPONENT	ASU	OPP
Illinois-Chicago	W	1 0
Illinois-Chicago	W	8 3
Utah State	W	11 1
Utah State	W	3 0
Long Beach State	L	0 2
Oregon	W	6 2
Ohio State	W	5 4
Minnesota	W	5 4
Cal State-Fullerton	W	7 2
Cal State-Northridge	W	3 2
CS-Sacramento	W	4 1
Long Beach State	W	4 3 (9)
Ohio State	W	1 0
UCLA	L	0 6
Cal Poly-Pomona	W	11 0
UNLV	W	4 2
Colorado State	W	4 1
Iowa	L	0 2
Illinois State	W	3 2
UC Santa Barbara	W	3 0
McNeese State	W	8 0
Fresno State	L	2 3
Eastern Michigan	W	5 3
Wichita State	L	1 2
New Mexico	W	0 2
Utah	W	6 5
Utah	W	4 1
W. New Mexico	W	15 0
W. New Mexico	W	3 2
Southwest Louisiana	L	4 5
Nebraska	W	2 1
Sam Houston State	W	5 1
UMass	W	7 1
Sacramento State	L	4 5
Kansas	W	5 1
Creighton	W	2 1
California	L	1 6
California	W	1 0
California	W	3 0
UCLA	L	0 3
UCLA	L	0 2
Oregon State	W	7 1
Oregon State	W	7 1
Oregon	W	6 5
Oregon	W	4 1
Arizona	L	2 3
Arizona	W	5 0
California	L	0 2
California	W	2 1
Cal State-Northridge	L	3 4
Cal State-Northridge	L	2 3
Arizona	W	2 1
Arizona	W	3 0
Oregon	W	10 3
Oregon	W	10 0
Oregon State	W	10 2
Oregon State	W	12 2
UCLA	W	2 1
UCLA	L	3 4
Arizona\$	L	2 4
Arizona\$	L	0 4

1992 Season Record 27-21

Pac-10 Conference: 7-9 (fourth)

Head Coach: Linda Wells (3rd Yr)

OPPONENT	ASU	OPP
W. New Mexico	W	11 1
W. New Mexico	W	3 0
Long Beach State	L	4 5
Long Beach State	L	0 1 (8)
New Mexico State	W	5 2
Minnesota	W	5 3
Cal State-Fullerton	L	0 1
Pacific	L	3 6
Texas A&M	W	4 3

Cal Poly-Pomona	L	0 5
Illinois State	W	1 0 (8)
Iowa	W	6 0
Colorado State	L	1 2 (8)
Michigan	W	6 1
Michigan	W	4 2
Iowa State	L	2 5
San Diego State	W	7 1
San Diego State	W	11 1
UCLA	L	2 6
UCLA	L	0 1
Cal State-Northridge	L	0 1
Cal State-Northridge	W	2 1
New Mexico	W	2 0
New Mexico	L	0 5
Arizona	L	0 1
Arizona	L	0 1
UMass	W	2 1
Sacramento State	L	0 1
Sam Houston State	W	3 2
Texas-Arlington	W	5 0
Louisiana Tech	L	3 4 (9)
Indiana	L	0 2
St. Mary's	W	7 2
Central Michigan	L	6 7
New Mexico State	W	6 0
New Mexico State	W	4 1
California	L	0 4
California	W	2 1 (10)
Oregon	W	9 8
Oregon	W	2 1
Oregon State	W	4 0
Oregon State	W	3 2
Arizona	L	0 6
Arizona	L	1 4
Oregon State	W	5 2
Oregon State	L	1 2
Oregon	L	0 1
Oregon	W	3 1

1993 Season Record: 34-26

Pac-10 Conference: 13-11 (third)

Postseason Finish: NCAA Regionals

Head Coach: Linda Wells (4th Yr)

OPPONENT	ASU	OPP
Stanford	W	12 0
Stanford	W	11 1
Illinois State	W	4 2
Cal Poly-Pomona	L	0 7
Oklahoma State	L	0 5
Fresno State	L	0 6
San Diego State	L	0 5
Michigan	L	2 3 (8)
San Diego State	W	1 0
Iowa	L	4 5 (8)
Washington	W	2 1 (11)
Washington	W	7 0
Northern Illinois	W	8 1
Ohio State	W	11 0
California	L	0 4
Cal State-Fullerton	W	5 0
Northwestern	W	5 0
Washington	L	3 6
Northern Illinois	L	4 5
Northern Illinois	L	1 2
California	L	0 3
California	L	0 6
Stanford	W	12 0
Stanford	W	14 0
Fresno State	L	0 1
Fresno State	W	1 0
New Mexico	W	1 0
Long Beach State	W	2 0
Hawai'i	W	5 1
Illinois State	W	2 1 (8)
Texas A&M	W	5 4 (11)
New Mexico	W	5 2
Long Beach State	L	0 2
Southern Utah	W	2 1
Central Michigan	W	5 2
Central Michigan	W	8 0

Central Michigan	W	7 0
Southern Utah	W	5 1
UCLA	L	0 3
UCLA	L	0 6
Arizona	L	0 10
Arizona	W	3 2
Washington	W	3 2
Washington	W	1 0
California	W	1 0 (14)
California	W	8 0
Arizona	L	1 3 (8)
Arizona	L	2 5
UCLA	L	0 9
UCLA	L	0 1
Cal Poly-Pomona	W	7 3
Cal Poly-Pomona	W	2 1
Oregon	W	3 0
Oregon	L	2 5
Oregon State	W	6 5
Oregon State	W	3 1
Cal State-Fullerton	W	1 0
Cal State-Fullerton	L	0 2
Arizona\$	L	0 1
Arizona\$	L	2 7

1994 Season Record: 22-41

Pac-10 Conference: 7-17 (sixth)

Head Coach: Linda Wells (5th Yr)

OPPONENT	ASU	OPP
UCLA	W	2 1
UCLA	L	3 4
Illinois State	W	4 0
Utah State	L	3 11 (6)
Fresno State	L	6 7
UNLV	L	2 6
UNLV	L	3 4
Michigan	W	2 0
Michigan	W	7 6 (10)
Ohio State	L	0 5
Oklahoma State	L	0 2
Iowa	L	2 4
Sam Houston State	W	8 5
Fresno State	W	4 1
Washington	L	5 8
Cal State-Fullerton	L	4 5
Ohio State	W	10 1 (5)
Arizona	L	1 9 (6)
Ohio State	W	1 0
Fresno State	L	4 6
Washington	L	1 5
Washington	L	2 6
California	L	4 10
California	L	0 6
California	W	1 0 (8)
Cleveland State	W	12 1 (5)
Hawai'i	L	0 5
Missouri	L	1 5
San Jose State	W	5 4 (8)
Cleveland State	W	7 0 (5)
Hawai'i	L	0 3
Virginia	W	6 2
Southern Utah	W	8 0
Southern Utah	W	4 0
Virginia	L	1 4
San Diego State	L	0 4
San Diego State	W	2 0
Cal State-Fullerton	L	1 6
Cal State-Fullerton	L	3 7
Arizona	L	1 11 (5)
Arizona	L	1 12 (5)
UCLA	L	0 3
UCLA	L	1 10
Cal State-Northridge	L	1 2 (8)
Cal State-Northridge	L	0 10 (6)
Long Beach State	L	5 7
Long Beach State	L	0 3
Arizona	L	0 18
Arizona	L	0 8
Washington	L	1 6
Washington	L	1 2
Oregon	W	8 3

Oregon	L	2 5
Oregon State	W	3 2 (10)
Oregon State	W	3 1
California	L	0 7
California	L	0 4
Fresno State	L	1 5
Fresno State	L	0 6
Oregon	W	3 1
Oregon	L	4 5
Oregon State	W	5 4
Oregon State	W	1 0

1995 Season Record: 29-26

Pac-10 Conference: 10-18 (sixth)

Head Coach: Linda Wells (6th Yr)

OPPONENT	ASU	OPP
UCLA	L	0 8
UCLA	L	0 7
Purdue	W	10 7
New Mexico State	W	10 2
Utah State	L	3 6
Eastern Michigan	W	6 0
Ohio State	L	5 8
UMass	W	7 1
Michigan	L	2 6
Michigan	L	2 4
Eastern Michigan	W	6 3
Notre Dame	W	4 1
Iowa	W	4 3
Tulsa	W	4 3
San Diego State	W	3 1
UCLA	L	1 8
UCLA	L	0 1
UC Santa Barbara	W	4 1
UC Santa Barbara	L	1 6
San Diego	W	11 0 (5)
San Diego	W	7 0
Oregon	W	3 0
Oregon	W	5 4 (10)
Western Michigan	L	2 3 (9)
San Diego State	W	2 1
Virginia	L	3 5
Virginia	W	4 2
New Mexico	L	5 7
New Mexico	W	4 3
Oregon	W	4 2
Oregon	L	2 9
Oregon State	L	0 1
Oregon State	W	7 0
St. Mary's	W	10 1
St. Mary's	W	6 1
Santa Clara	W	3 2
Santa Clara	W	4 1
Stanford	W	5 3
Stanford	W	8 0
California	L	3 6
California	L	4 5
California	L	2 5
California	L	2 4 (11)
Stanford	W	3 0
Stanford	W	11 1
Arizona	L	2 4
Arizona	L	0 10 (6)
Arizona	L	2 12 (5)
Arizona	L	0 9
Washington	L	0 6
Washington	L	1 3
Oregon State	W	9 1
Oregon State	W	4 3
Washington	L	4 9
Washington	L	1 6

## SEASON REVIEWS

1996 Season Record: 34-27

Pac-10 Conference: 10-18 (Fifth)

Head Coach: Linda Wells (7th Yr)

OPPONENT	ASU	OPP
McNeese State	W	11 0
Utah State	L	5 8
UMass	W	16 8
UNLV	L	4 5 (8)
New Mexico State	L	1 5
Purdue	L	2 3
Wisconsin	W	9 0
Notre Dame	W	11 2
Iowa State	L	2 3
Iowa	W	12 5
Indiana	W	14 1
Northwestern	W	5 3
Western Michigan	W	3 2
Western Michigan	L	2 8
Western Michigan	W	7 1
Western Michigan	W	12 1
North Carolina	W	7 1
North Carolina	W	11 4
Loyola Marymount	L	0 1
Loyola Marymount	W	4 0
UCLA	W	4 3
UCLA	L	0 3
Missouri	W	8 1
Missouri	L	0 2
Missouri	W	1 0 (9)
Missouri	L	4 6
Southern Utah	W	16 0
New Mexico	W	8 1
Central Michigan	W	11 2
Virginia	W	7 2
Southern Utah	W	14 0
Washington	L	4 5
Washington	L	1 6
California	L	2 3
California	W	3 1
Stanford	L	1 3
Stanford	L	0 1
Arizona	L	2 6
Arizona	L	2 8
Oregon State	W	2 1
Oregon State	W	3 2
Oregon	L	0 2
Oregon	L	3 9
UCLA	L	0 5
UCLA	L	3 16
Arizona	L	1 2 (9)
Arizona	L	0 6
Santa Clara	W	5 0
Santa Clara	W	5 2
Stanford	W	2 1
Stanford	W	7 1
California	W	2 1 (10)
California	L	2 3 (9)
St. Mary's	W	4 0
St. Mary's	W	6 1
Oregon State	L	2 3 (8)
Oregon State	W	11 0
Oregon	W	5 1
Oregon	W	5 4
Washington	L	0 3
Washington	L	0 4

1997 Season Record: 32-25

Pac-10 Conference: 9-19 (sixth)

Postseason Finish: NCAA Regional (1-2)

Head Coach: Linda Wells (8th Yr)

OPPONENT	ASU	OPP
Illinois State	W	7 1
UNLV	W	7 6 (8)
Purdue	W	7 4
Texas	L	7 9
UC Santa Barbara	L	4 5
UMass	W	14 2 (5)
Notre Dame	W	9 1 (5)
Indiana	W	7 5

Iowa	W	5 3
New Mexico State	W	4 2
California	L	3 5
California	W	7 3
Stanford	W	6 1
Stanford	W	7 3
Stanford	L	0 1
Stanford	W	1 0
California	L	1 8
California	W	4 0
Hofstra	W	5 2
Santa Clara	W	3 1
Evansville	W	8 0
New Mexico	W	6 0
Notre Dame	W	9 0 (6)
Missouri	W	9 6
Colorado State	L	2 3
Colorado State	L	1 6
Central Michigan	W	5 3
Central Michigan	W	6 1
Central Michigan	W	5 1
St. Peter's	W	8 0
Southern Utah	W	15 1 (6)
St. Peter's	W	8 0
Southern Utah	W	4 1
St. Peter's	W	14 2 (6)
Washington	W	4 2
Washington	L	0 2
Arizona	L	1 5
Arizona	L	1 10
Oregon State	L	2 4
Oregon State	W	5 1
Oregon	W	8 6
Oregon	L	3 5
UCLA	L	0 2
UCLA	L	6 8
Arizona	L	4 8
Arizona	L	2 11
Washington	L	0 6
Washington	L	3 4
Oregon State	L	2 4
Oregon State	L	3 9
Oregon	L	2 8
Oregon	W	8 7 (8)
UCLA	L	2 5
UCLA	L	0 12
Nebraska\$	L	1 10 (6)
Rider\$	W	12 0 (5)
Nebraska\$	L	1 2

1998 Season Record: 38-27

Pac-10 Conference: 9-19 (sixth)

Postseason Finish: NCAA Regional (1-2)

Head Coach: Linda Wells (9th Yr)

2/12	#25 Tennessee	W 7-2
2/13	Detroit	W 8-0 (5)
2/13	Utah State	L 1-0
2/14	Ohio State	W 1-0
2/14	Alabama	W 5-2
2/15	UNLV	W 6-0
2/15	Cal State-Fullerton	W 3-1
2/21	Ball State	W 10-0 (5)
2/21	Iowa	W 4-0
2/22	Illinois State	W 9-3
2/22	#22 Michigan State	W 3-1
2/27	#22 Texas A&M	W 8-0 (5)
2/27	#9 Florida State	W 6-1
2/28	#3 Michigan	L 2-1
3/28	Nicholls State	W 2-1 (9)
3/1	#24 Cal State-Northridge	L 2-0
3/1	Notre Dame	W 5-2
3/13	Centenary	W 8-0 (5)
3/13	San Jose State	W 9-1 (5)
3/14	Drake	W 2-0
3/14	Colorado State	W 3-0
3/14	#22 California	L 2-0
3/15	Creighton	L 4-3 (8)
3/17	Iowa State	L 1-0
3/17	Iowa State	W 4-3 (8)
3/20	Stephen F. Austin	W 8-0 (6)

3/20	New Mexico	W 3-2
3/21	Stephen F. Austin	W 8-0 (5)
3/21	New Mexico	W 2-1
3/22	Iowa State	W 1-0
3/28	@#18 Oregon State*	L 2-0
3/28	@#18 Oregon State*	W 1-0 (8)
3/29	@#22 Oregon*	L 13-2 (5)
3/29	@#22 Oregon*	W 5-3
4/3	#4 Washington*	L 5-2
4/3	#4 Washington*	L 3-0
4/4	UCLA*	W 6-1
4/4	UCLA*	L 2-0
4/10	@#1 Arizona*	L 7-2
4/10	@#1 Arizona*	L 5-3
4/16	@St. Mary's	W 12-0 (5)
4/16	@St. Mary's	W 7-0
4/17	@Santa Clara	W 2-1
4/17	@Santa Clara	W 4-0
4/18	@#12 Stanford*	L 1-0
4/18	@#12 Stanford*	W 1-0
4/19	@#21 California*	L 5-2
4/19	@#21 California*	L 4-3 (10)
4/24	#22 Oregon State*	W 2-1 (9)
4/24	#22 Oregon State*	W 10-2 (5)
4/25	#25 Oregon*	L 5-2
4/25	#25 Oregon*	L 9-1 (5)
4/29	#1 Arizona*	L 6-0
4/29	#1 Arizona*	L 3-2
5/1	#9 Stanford*	L 4-1
5/1	#9 Stanford*	L 1-0
5/2	#21 California*	W 2-0
5/2	#21 California*	W 4-2
5/9	@#4 Washington*	L 3-0
5/9	@#4 Washington*	L 3-0
5/10	@UCLA*	W 2-1
5/10	@UCLA*	L 2-1
5/15	#8 Texas\$	L 6-0
5/16	#23 Florida\$	W 1-0 (8)
5/16	@#6 South Florida\$	L 1-0

\*Pac-10 game

\$NCAA Regionals

1999 Season Record: 41-28

Pac-10 Conference: 8-20 (eighth)

Postseason Finish: WCWS (Seventh)

Head Coach: Linda Wells (10th Yr)

2/12	Georgia	W 9-1
2/12	#10 UMass	W 7-3
2/13	#8 Nebraska	W 8-1
2/13	UNLV	W 12-5
2/14	South Carolina	L 2-0
2/14	Utah State	W 6-2
2/19	San Jose State	W 9-1 (6)
2/19	Illinois State	W 10-1 (5)
2/20	Michigan State	W 12-3 (5)
2/20	#16 Iowa	W 4-2
2/21	Michigan State	W 7-0
2/21	Illinois State	W 8-0
2/26	#23 Hofstra	W 3-2
2/26	#5 Michigan	L 4-2 (8)
2/27	Southwest Louisiana	W 3-2 (9)
2/27	#21 Florida State	W 2-0
2/28	#5 Michigan	W 5-4 (8)
2/28	#1 Fresno State	L 4-0
3/6	Cal State-Northridge	W 3-2
3/6	Cal State-Northridge	W 5-0
3/12	Loyola Marymount	W 17-0 (5)
3/12	Arkansas	W 5-0
3/12	Utah State	W 5-0
3/13	Utah	L 2-1 (8)
3/13	Colorado State	W 6-2
3/13	UC Santa Barbara	W 10-1 (5)
3/13	#23 Iowa	L 7-1
3/18	Liberty	W 10-2 (5)
3/18	Utah	W 5-0
3/19	Cal State-Fullerton	W 5-1
3/20	Florida	W 5-0
3/20	#12 Oregon State	W 7-1
3/21	#3 Fresno State	W 3-2



## SEASON REVIEWS

2000 Season Record: 43-20

Pac-10 Conference: 8-13 (fifth)

Postseason Finish: NCAA Regional (3-2)

Head Coach: Linda Wells (11th Yr)

2/11	Utah State	W 18-0 (5)
2/11	Kansas	W 7-1
2/12	#13 Nebraska	W 7-1
2/12	#18 South Carolina	W 2-1
2/13	#16 UMass	W 6-0
2/13	Cal State-Fullerton	W 8-3
2/18	Eastern Illinois	W 12-1
2/18	Illinois State	W 2-0
2/19	#17 Michigan State	W 11-2 (5)
2/19	#25 Iowa	L 1-0
2/20	#17 Michigan State	W 10-0 (5)
2/20	Illinois State	W 3-1
2/21	Simon Fraser	W 10-0 (5)
2/26	Portland State	W 6-4
2/26	Portland State	W 3-0
2/27	Portland State	W 8-0 (5)
3/3	#16 Alabama	W 4-0
3/3	#21 Oklahoma State	W 10-0 (5)
3/4	#20 DePaul	W 8-0 (6)
3/4	#5 LSU	L 6-4
3/5	#23 Nebraska	W 7-0
3/5	#14 Michigan	L 2-1 (9)
3/10	Santa Clara	W 7-0
3/10	#20 Long Beach State	L 6-2
3/10	Utah	W 2-0
3/11	Utah State	W 4-1
3/11	Central Michigan	W 8-0 (5)
3/12	#20 Long Beach State	W 6-5
3/12	Nebraska	W 6-2
3/15	Texas	W 2-0
3/16	Notre Dame	W 2-1
3/17	Cal State-Northridge	W 2-1
3/17	#14 Iowa	W 5-0
3/18	#12 Oregon State	L 2-1 (8)
3/24	UNLV	W 1-0
3/25	UNLV	W 4-2
3/26	UNLV	W 3-1
3/31	#11 Oregon State*	W 6-1
4/1	#23 Oregon*	L 10-0
4/2	#23 Oregon*	W 7-3
4/4	@#2 Arizona*	L 3-1
4/7	#9 Stanford*	W 3-2
4/8	#7 California*	W 1-0
4/9	#7 California*	L 4-0
4/14	@#1 Washington*	L 2-0
4/15	@#3 UCLA*	L 5-1
4/16	@#3 UCLA*	W 1-0
4/21	#2 Arizona*	W 3-1
4/22	#2 Arizona*	L 3-0
4/28	@#17 Oregon*	L 1-0
4/29	@#12 Oregon State*	L 3-0
4/30	@#12 Oregon State*	W 3-0
5/5	#3 UCLA*	L 2-0
5/6	#1 Washington*	L 6-0
5/7	#1 Washington*	L 7-3
5/12	@#11 California*	L 1-0
5/13	@#9 Stanford*	W 4-0
5/13	@#9 Stanford*	L 4-2
5/18	Coastal Carolina\$	W 9-1 (6)
5/19	Texas A&M\$	W 4-2
5/20	#11 Alabama\$	L 4-1
5/20	Coastal Carolina\$	W 2-1
5/21	#11 Alabama\$	L 3-1

2001 Season Record: 36-22

Pac-10 Conference: 9-12 (sixth)

Postseason Finish: NCAA Regional (2-2)

Head Coach: Linda Wells (12th Yr)

2/9	Utah State	W 10-0 (5)
2/9	#18 South Carolina	W 8-2
2/10	Georgia	W 10-1 (5)
2/10	#24 Texas	W 5-0
2/11	#8 LSU	L 4-2 (8)
2/11	#25 Utah	W 4-0
2/16	Brigham Young	W 2-1 (8)
2/16	Michigan State	W 11-0

2/17	Michigan State	W 6-0
2/17	#13 Iowa	L 3-1
2/18	Illinois State	W 8-4 (9)
2/18	Illinois State	W 4-0
2/23	#24 UMass	W 5-1
2/23	#4 Alabama	L 7-6
2/24	Kansas	L 7-1
2/24	Michigan State	W 4-0
2/25	San Diego State	W 2-1
3/2	Santa Clara	L 4-3
3/3	Santa Clara	W 4-0
3/4	Santa Clara	W 5-0
3/6	Indiana State	W 7-0
3/6	Indiana State	W 5-0
3/9	Santa Clara	W 9-1 (6)
3/9	Sacramento State	W 5-1
3/9	Purdue	W 5-0
3/10	#12 Iowa	W 3-2
3/10	#4 California	L 2-0
3/11	#12 Iowa	L 2-0
3/15	#11 DePaul	W 3-0
3/15	@#9 Cal State-Fullerton	W 6-3
3/16	North Carolina	W 2-0
3/17	#24 Cal State-Northridge	W 5-3
3/17	#14 Notre Dame	L 5-1 (9)
3/30	@Oregon State*	W 4-2
4/1	@Oregon*	L 4-0
4/1	@Oregon*	W 10-1 (6)
4/6	@#1 UCLA*	W 6-1
4/7	@#14 Washington*	W 5-1
4/8	@#14 Washington*	W 6-1
4/13	@#2 Arizona*	L 3-0 (11)
4/14	@#2 Arizona*	L 4-3 (9)
4/20	#4 California*	L 4-2 (8)
4/22	#3 Stanford*	L 6-0
4/22	#3 Stanford*	L 7-2
4/25	#1 Arizona*	L 5-0
4/27	Oregon*	W 6-0
4/28	#14 Oregon State*	L 2-0
4/29	#14 Oregon State*	L 4-3
5/4	@#3 Stanford*	W 4-3 (8)
5/5	@#5 California*	W 3-2 (9)
5/6	@#5 California*	W 5-1
5/11	#12 Washington*	L 7-1
5/12	#2 UCLA*	L 1-0
5/12	#2 UCLA*	L 8-6 (8)
5/17	Penn State\$	W 4-1
5/18	Louisiana\$	W 2-1
5/19	LSU\$	L 3-2
5/19	Louisiana\$	L 5-0
*Pac-10 game		
SNCAA Regionals		

2002 Season Record: 46-20

Pac-10 Conference: 10-11 (fifth)

Postseason Finish: WCWS (6-2, Third)

Head Coach: Linda Wells (13th Yr)

2/8	Utah State	W 13-4 (5)
2/8	Texas A&M	W 2-1 (9)
2/9	Texas Tech	W 6-1
2/9	#16 Fresno State	W 2-0
2/10	Kansas	L 3-2
2/10	New Mexico State	W 8-0 (5)
2/15	Illinois State	L 3-0
2/15	#6 Iowa	W 9-1
2/16	Michigan State	W 7-2
2/16	Oklahoma State	W 1-0
2/17	Illinois State	W 3-1
2/22	#24 Mississippi State	L 2-1
2/22	Connecticut	W 4-2
2/23	#10 Michigan	W 6-4
2/23	#19 Notre Dame	W 3-2
2/24	#10 Michigan	L 5-1
2/26	Eastern Michigan	W 9-1 (5)
2/26	Eastern Michigan	W 11-2 (5)
2/27	Hawai'i	W 3-1
2/26	Hawai'i	W 5-2
3/1	Boston College	W 9-0 (5)
3/2	Boston College	W 9-0 (5)
3/3	Boston College	W 8-1
3/8	San Jose State	L 1-0
3/8	Buffalo	W 2-0

3/8	Northern Iowa	L 2-1 (9)
3/9	Georgia Tech	W 5-4
3/9	Long Beach State	W 1-0 (8)
3/9	#17 Iowa	W 5-1
3/13	Texas	W 3-2 (8)
3/14	New Mexico	W 5-3
3/15	DePaul	W 6-5
3/16	Rutgers	W 11-1 (5)
3/16	#2 Arizona	W 3-0
3/17	#9 Cal State-Fullerton	L 7-5
3/22	New Mexico	W 6-2
3/22	New Mexico	W 4-3
3/29	#2 Arizona*	L 2-0
3/30	#2 Arizona*	L 10-1 (5)
4/5	#1 UCLA*	W 3-2
4/6	#10 Washington*	W 3-2
4/7	#10 Washington*	W 6-1
4/12	@Oregon*	W 9-1 (6)
4/13	@#14 Oregon State*	L 1-0
4/14	@#14 Oregon State*	W 6-0
4/19	@#8 California*	L 3-2
4/20	@#3 Stanford*	W 4-0
4/21	@#3 Stanford*	W 1-0
4/26	#16 Oregon State*	L 2-0
4/27	Oregon*	L 4-2
4/28	Oregon*	W 6-0
4/30	@#2 Arizona*	L 5-3
5/3	#8 Stanford*	L 9-1 (16)
5/4	#5 California*	W 8-4
5/5	#5 California*	W 2-1 (8)
5/10	@#6 Washington*	L 5-2
5/11	@#1 UCLA*	L 4-1
5/11	@#1 UCLA*	L 6-1
5/16	Mississippi State\$	W 4-1
5/18	UMass\$	W 1-0
5/18	#3 LSU\$	W 3-2 (8)
5/19	#3 LSU\$	W 4-1
5/23	#11 Michigan^	W 2-1
5/24	#2 Arizona^	L 1-0 (8)
5/25	#1 UCLA^	W 2-1
5/26	#5 California^	L 3-0
*Pac-10 game		
SNCAA Regionals		

2003 Season Record: 32-25

Pac-10 Conference: 7-14 (seventh)

Postseason Finish: NCAA Regional (2-2)

Head Coach: Linda Wells (14th Yr)

1/31	Texas-San Antonio	W 6-5
2/1	Texas-San Antonio	W 6-3
2/2	Texas-San Antonio	W 9-1 (5)
2/7	Texas State	W 12-8
2/7	#12 Texas	L 1-0
2/8	Iowa State	W 3-1
2/8	Mississippi State	W 5-4
2/9	Utah	L 5-3
2/9	#25 UMass	L 5-2 (8)
2/14	Illinois State	W 4-1
2/15	Iowa	W 5-1
2/15	Illinois State	W 3-1
2/16	Iowa	W 8-0 (5)
2/16	Utah State	W 12-2 (6)
2/21	#8 DePaul	W 1-0
2/21	Liberty	W 11-5
2/22	#21 Ohio State	W 1-0
2/28	UC Riverside	W 16-0 (5)
2/28	#9 Oklahoma	L 7-2
3/1	#9 Oklahoma	L 6-0
3/1	UC Riverside	W 7-0
3/2	#9 Oklahoma	L 8-5
3/2	UC Riverside	W 9-2
3/7	Virginia Tech	W 8-3
3/7	Santa Clara	W 2-1
3/8	#17 Oregon State	W 3-2 (8)
3/8	#8 California	L 6-1
3/9	Santa Clara	W 1-0
3/9	Sacramento State	W 12-9
3/13	Oklahoma	L 5-3
3/13	Cal State-Northridge	L 4-3
3/14	UNLV	W 2-1
3/28	#19 Oregon*	W 2-0
3/29	#22 Oregon State*	W 7-1

3/30	#22 Oregon State*	W 3-0
4/4	@#1 UCLA*	L 6-0
4/5	@#3 Washington*	L 2-1
4/6	@#3 Washington*	L 1-0
4/11	#6 California*	W 1-0
4/12	#16 Stanford*	W 2-1
4/13	#16 Stanford*	L 4-1
4/18	@#1 Arizona*	L 8-0 (5)
4/19	@#1 Arizona*	L 2-1
4/23	#1 Arizona*	L 4-2
4/25	@Oregon State*	L 8-4
4/26	@#20 Oregon*	L 5-2
4/27	@#20 Oregon*	L 3-0
5/2	@#15 Stanford*	W 1-0
5/3	@#9 California*	L 10-1 (5)
5/4	@#9 California*	W 1-0 (9)
5/9	#8 Washington*	L 2-0
5/10	#2 UCLA*	L 8-0 (6)
5/10	#2 UCLA*	L 9-0 (5)
5/15	Texas State\$	L 1-0
5/16	Tennessee Tech\$	W 6-0
5/16	#12 LSU\$	W 4-1
5/17	Hawai'i\$	L 4-2

\*Pac-10 game

SNCAA Regionals

2004 - Season Record: 33-31

Pac-10 Conference: 3-17 (eighth)

Head Coach: Linda Wells (15th Yr)

1/30	Stephen F. Austin	W 5-2
1/31	Stephen F. Austin	W 3-1
2/1	Stephen F. Austin	W 8-0 (5)
2/6	Kansas	W 2-0
2/6	Northwestern	L 6-5
2/7	Northwestern	L 9-2
2/7	Kansas	W 1-0
2/8	Kansas	L 5-1
2/12	Western Michigan	W 1-0 (8)
2/13	New Mexico	L 8-6
2/13	Texas Tech	W 3-0
2/14	Syracuse	W 9-2
2/14	Nevada-Reno	W 6-1
2/15	Dayton	W 9-4
2/15	Ohio State	L 6-3
2/20	Utah State	W 7-6
2/20	Wisconsin	W 4-0
2/21	Iowa	L 9-0 (5)
2/21	Illinois State	W 9-3
2/22	Iowa	W 3-0
2/22	Utah State	W 24-0
2/27	Fresno State	L 2-0
2/27	Princeton	L 3-1
2/28	South Carolina	L 5-3
2/28	Cal State-Fullerton	W 3-0
2/29	Virginia Tech	W 5-2
2/29	Florida Atlantic	W 2-0
3/5	Buffalo	W 8-0 (5)
3/5	New Mexico State	W 1-0
3/6	New Mexico State	W 9-1 (5)
3/6	Buffalo	W 6-0
3/7	Buffalo	W 10-0 (5)
3/10	Missouri	L 8-0 (5)
3/10	Missouri	W 10-1 (5)
3/12	Minnesota	W 2-0
3/12	Sacramento State	W 2-1 (9)
3/13	Purdue	W 4-0
3/13	#7 Washington	L 5-0
3/14	Iowa	L 3-0
3/18	#3 Florida State	L 1-0
3/18	UNLV	W 6-0
3/19	Nebraska	W 6-3
3/19	Illinois	L 4-2
3/20	Texas A&M	W 5-3
4/3	#7 Washington*	L 9-1
4/4	#7 Washington*	L 8-5
4/9	#1 Arizona*	L 6-0
4/10	#1 Arizona*	L 8-0 (6)
4/16	@#4 California*	L 1-0
4/17	@#10 Stanford*	L 7-0
4/18	@#10 Stanford*	L 4-0

## SEASON REVIEWS

4/23	@#12 Oregon*	L 1-0
4/24	@#16 Oregon State*	L 6-0
4/25	@#16 Oregon State*	W 7-2
4/28	@#1 Arizona*	L 3-1
4/30	#9 Stanford*	L 7-6
5/1	#4 California*	L 6-0
5/2	#4 California*	L 130(5)
5/7	#19 Oregon State*	L 6-0
5/8	#12 Oregon*	W 1-0 (9)
5/9	#12 Oregon*	W 3-0
5/14	@#7 Washington*	L 6-3
5/15	@#5 UCLA*	L 6-0
5/15	@#5 UCLA*	L 10-0 (5)

\*Pac-10 game

2005 Season Record: 30-26  
Pac-10 Conference: 4-17 (eighth)  
Postseason Finish: NCAA Regional (1-2)  
Head Coach: Linda Wells (16th Yr)

2/4	Texas-San Antonio	W 8-0 (6)
2/5	Texas-San Antonio	W 4-2
2/6	Texas-San Antonio	W 5-4 (8)
2/13	Sacramento State	W 3-2
2/13	Utah State	W 11-2
2/16	Hawai'i	L 8-6
2/16	Hawai'i	W 2-0
2/18	Illinois State	W 3-0
2/18	Iowa	L 2-0
2/25	Long Island Brooklyn	W 14-0 (5)
2/25	Bethune-Cookman	W 6-1
2/26	Northwestern	W 1-0
2/26	Notre Dame	W 2-1
2/27	Kansas	L 3-0
3/2	Eastern Michigan	W 2-1
3/2	Eastern Michigan	W 6-2
3/4	San Diego State	W 1-0
3/4	Southern Utah	W 5-0
3/5	San Diego State	L 1-0
3/5	Southern Utah	W 8-1
3/6	Southern Utah	W 8-0 (5)
3/11	Rhode Island	W 8-3
3/11	San Jose State	W 2-0
3/12	UC Davis	W 11-0 (5)
3/12	Colorado State	W 12-0 (5)
3/13	California	W 1-0
3/14	@Loyola Marymount	W 2-1
3/14	@Loyola Marymount	L 4-1
3/17	Syracuse	W 4-0
3/18	Oklahoma	L 6-1
3/19	Louisiana	W 5-1
3/20	Texas	L 1-0 (8)
4/1	California*	L 4-2
4/2	Stanford*	L 2-1
4/3	Stanford*	W 2-0
4/6	Arizona*	L 1-0
4/8	Oregon*	L 1-0
4/9	Oregon State*	L 8-1
4/10	Oregon State*	L 3-2
4/15	@UCLA*	L 4-0
4/16	@Washington*	L 8-0 (5)
4/17	@Washington*	L 124(6)
4/22	@Arizona*	L 3-1
4/23	@Arizona*	L 10-3
4/29	@Oregon State*	W 1-0
4/30	@Oregon*	W 2-1
5/1	@Oregon*	L 3-0
5/6	Washington*	L 8-0 (5)
5/7	UCLA*	L 6-1
5/8	UCLA*	L 8-0 (5)
5/12	@Stanford*	L 3-0
5/13	@California*	L 9-1 (6)
5/14	@California*	W 2-1
5/20	Hofstra\$	W 10-1 (5)
5/21	@Alabama\$	L 3-1
5/21	Hofstra\$	L 2-1

\*Pac-10 game

\$NCAA Regionals

2006 Season Record: 53-15  
Pac-10 Conference: 11-10 (fourth)  
Postseason Finish: WCWS (6-2 - Fifth)  
Head Coach: Clint Myers (1st Yr)

2/9	Utah State	W 8-0 (6)
2/10	Syracuse	W 13-2 (5)
2/10	Nevada-Reno	W 9-0 (6)
2/11	New Mexico	W 3-2
2/11	Cal State-Northridge	W 11-3 (6)
2/12	Wisconsin	W 5-0
2/12	Utah State	W 9-0 (6)
2/17	Illinois State	W 8-0 (6)
2/17	Iowa	W 5-4
2/18	Iowa	W 10-7 (9)
2/18	Illinois State	W 8-0 (5)
2/19	Iowa	W 8-1
2/19	Illinois State	W 2-0
2/24	North Carolina	W 4-3 (9)
2/24	Auburn	W 1-0 (8)
3/2	@Southern Utah	W 3-1
3/2	@Southern Utah	W 9-1
3/3	@Nevada-Reno	W 12-2
3/3	Southern Utah	W 2-0
3/4	Virginia Tech	L 2-1 (8)
3/4	UNLV	W 4-2
3/5	Portland State	W 3-0
3/9	@Santa Clara	W 9-0 (5)
3/10	Southern Illinois	W 2-0
3/10	UC Davis	W 8-1
3/11	Iowa	W 3-0
3/12	San Jose State	W 11-0 (5)
3/14	Baylor	W 3-0
3/14	Baylor	W 5-3
3/16	Notre Dame@	L 3-2
3/16	Florida State@	L 1-0(10)
3/17	@Cal State-Fullerton	W 4-2
3/18	Louisiana@	W 5-2
3/19	Fresno State@	W 8-1
3/19	Utah@	W 1-0
3/24	UNLV	W 3-1
3/24	UNLV	W 10-1 (5)
3/29	UTEP	W 5-4
3/29	UTEP	W 12-0 (5)
4/1	@Oregon State*	W 3-2 (8)
4/7	UCLA*	L 7-4
4/8	Washington*	L 3-1(11)
4/9	Washington*	W 5-4(13)
4/14	Arizona*	W 4-2(10)
4/15	Arizona*	L 3-0
4/21	@California*	W 2-0
4/22	@Stanford*	L 3-1
4/23	@Stanford*	W 3-1
4/28	@Washington*	W 1-0
4/29	@UCLA*	L 1-0
4/30	@UCLA*	L 3-1
5/3	@Arizona*	L 0-10(6)
5/5	Stanford*	W 6-0
5/6	California*	L 4-1
5/7	California*	L 3-0
5/11	Oregon State*	L 3-2 (8)
5/11	Oregon State*	W 9-2
5/12	Oregon*	W 2-1
5/12	Oregon*	W 4-3
5/13	Oregon*	W 1-0
5/19	Long Island Brooklyn	W 6-0
5/20	Hofstra\$	W 2-0 (8)
5/21	Penn State\$	W 5-0
5/26	Florida State%	W 6-1
5/27	Florida State%	W 5-1
6/1	Texas^	L 2-0
6/3	Oregon State^	W 3-1
6/3	Tennessee^	L 3-1 (9)

2007 Season Record: 54-17  
Pac-10 Conference: 13-8 (second)  
Postseason Finish: WCWS (5-2 - Seventh)  
Head Coach: Clint Myers (2nd Yr)

2/8	Northwestern St.	W 8-0 (5)
2/8	Northwestern St.	W 10-1 (5)
2/9	Syracuse	W 11-0 (5)
2/9	New Mexico	W 3-0
2/10	Wisconsin	W 2-0
2/10	Western Michigan	W 6-2
2/11	Long Beach State	W 6-5
2/11	Ohio State	W 3-1
2/16	Illinois State	W 10-1 (5)
2/16	North Carolina	W 3-1
2/17	Idaho State	W 15-4 (5)
2/17	Iowa	W 4-3
2/18	UC Riverside	W 8-7
2/23	Mississippi!	W 2-1
2/23	Illinois-Chicago!	W 6-2
2/24	Northwestern!	L 5-2
2/24	Oklahoma State!	W 7-2
2/25	Long Island Brooklyn!	W 7-0
3/2	UC Santa Barbara	L 8-7
3/2	North Florida	W 12-9
3/3	Houston	W 2-1
3/3	North Florida	W 6-2
3/4	Utah Valley St.	W 12-0 (5)
3/7	Creighton	W 4-0
3/9	Missouri	W 4-2
3/9	Texas Tech	W 10-1
3/10	Missouri	W 6-0
3/10	Texas Tech	W 7-6
3/11	Texas Tech	W 12-3
3/15	Notre Dame@	W 3-0
3/16	Fresno State	L 6-1
3/16	Louisiana	L 2-0 (8)
3/17	Cal State-Fullerton	W 4-1 (9)
3/18	NC State	L 6-4 (8)
3/21	UTEP	L 5-4
3/21	UTEP	L 8-7(10)
3/22	BYU	W 8-1
3/23	Longwood	W 10-0 (6)
3/23	Illinois	W 6-2
3/24	Longwood	W 12-1 (6)
3/24	Illinois	W 13-0 (5)
3/30	@UCLA	W 6-0
3/31	@Washington	W 2-1
4/1	@Washington	L 1-0
4/6	@Arizona	L 1-0
4/7	@Arizona	L 1-0
4/13	California	W 8-0 (5)
4/14	Stanford	W 7-0
4/15	Stanford	W 8-2
4/18	Arizona	W 6-3
4/20	Oregon	W 4-2
4/21	Oregon State	L 2-0
4/22	Oregon State	W 8-7
4/24	UNLV	W 9-0 (6)
4/24	UNLV	W 10-9
4/27	@Stanford	W 2-0
4/28	@California	L 1-0
4/29	@California	L 2-1
5/4	@Oregon State	W 5-4 (8)
5/5	@Oregon	W 8-0 (6)
5/6	@Oregon	L 6-5
5/10	Washington	W 2-1
5/11	UCLA	L 4-3
5/12	UCLA	W 7-4
5/17	Southern Utah\$	W 2-1 (9)
5/18	BYU\$	W 7-1
5/19	BYU\$	W 6-3
5/25	LSU%	W 1-0(10)
5/26	LSU%	W 7-4
5/31	Northwestern^	L 2-0
6/2	DePaul^	L 3-1

2008 Season Record: 66-5  
Pac-10 Conference: 18-3 (first)  
Postseason Finish: NATIONAL CHAMPIONS (10-0)  
Head Coach: Clint Myers (3rd Yr)

2/9	Loyola-Chicago	W 8-0 (5)
2/9	Texas Tech	W 2-0
2/10	Loyola-Chicago	W 8-6
2/10	UNLV	L 2-1
2/14	Western Kentucky	W 11-3 (6)
2/15	Western Michigan	W 6-0
2/16	Virginia	W 14-4 (5)
2/16	Memphis	W 12-1 (5)
2/16	Nebraska	W 9-0 (5)
2/17	UMKC	W 15-2 (5)
2/17	Texas State	W 4-0
2/18	Southern Utah	W 9-3
2/22	Buffalo	W 12-3 (5)
2/22	Illinois State	W 8-0 (5)
2/23	Iowa	W 1-0
2/23	Radford	W 16-2 (5)
2/24	Miami (OH)	W 7-3
2/29	Drake	W 10-0
2/29	Florida International	W 16-7 (5)
3/1	BYU	W 8-2
3/1	Arkansas	W 6-5 (8)
3/2	San Jose State	W 11-1 (5)
3/4	Creighton	W 1-0(10)
3/7	Utah	W 9-0
3/7	UC Davis	W 10-8
3/8	San Diego State	W 3-1 (8)
3/8	Pacific	W 10-3
3/9	San Diego	W 14-0 (5)
3/14	Santa Clara	W 8-0 (5)
3/15	Santa Clara	W 13-8
3/15	Santa Clara	W 11-0 (5)
3/19	Utah!	W 3-0
3/20	Florida State!	L 3-2
3/20	Illinois!	W 7-2
3/21	Louisiana!	W 3-1
3/22	New Mexico!	W 4-2
3/25	Marshall	W 5-0
3/25	Marshall	W 13-1 (5)
3/28	@California*	W 4-2
3/29	@Stanford*	W 6-0
3/30	@Stanford*	W 3-0(13)
4/4	@Oregon*	W 3-2
4/6	@Oregon State*	W 3-2
4/6	@Oregon State*	W 8-4
4/9	@Arizona*	W 8-1
4/11	UCLA*	W 3-0
4/12	Washington*	W 7-2
4/13	Washington*	L 3-0
4/14	UNLV*	W 6-5
4/14	UNLV*	W 14-7
4/18	Arizona*	W 2-0
4/19	Arizona*	W 9-8
4/25	Oregon State*	W 4-1
4/26	Oregon*	W 6-1
4/27	Oregon*	W 9-0 (5)
5/2	@Washington*	W 3-0
5/3	@UCLA*	L 5-0
5/4	@UCLA*	W 5-2
5/8	Stanford*	L 2-1 (10)
5/9	California*	W 4-2
5/10	California*	W 5-2
5/16	Stony Brook\$	W 2-0
5/17	Hawai'i\$	W 10-0 (6)
5/18	Hawai'i\$	W 8-0 (5)
5/23	Northwestern%	W 3-1
5/24	Northwestern%	W 9-0 (6)
5/29	Alabama^	W 3-1
5/30	UCLA^	W 4-0
6/1	Alabama^	W 3-1
6/2	Texas A&M^	W 3-0
6/3	Texas A&M^	W 11-0

## SEASON REVIEWS

2009 Season Record: 47-19

Pac-10 Conference: 10-11 (sixth)

Postseason Finish: WCWS (7-3, Fifth)

Head Coach: Clint Myers (4th Yr)

2/5	McNeese State	W 5-4 (8)
2/6	UCF	W 10-7
2/6	Portland State	W 8-0 (5)
2/7	Penn State	W 4-3
2/7	Cal State Bakersfield	W 7-1
2/8	UTEP	L 7-4
2/12	Chattanooga	W 8-0 (5)
2/13	Illinois State	W 3-0
3/13	Chattanooga	W 10-2
2/14	Iowa	W 5-2
2/14	Kent State	W 6-2
2/15	Idaho State	W 10-1 (5)
2/19	Florida!	L 8-2
2/20	Northwestern!	W 5-4
2/20	Oklahoma!	L 8-6
2/21	Texas!	W 12-4 (5)
2/22	UMass!	L 1-0
2/27	Utah State	W 9-0 (5)
2/27	South Alabama	W 20-5 (5)
2/28	Northern Colorado	W 11-2 (5)
2/28	New Mexico State	W 6-2
3/1	Southern Utah	W 5-0
3/6	South Dakota State	W 13-0 (5)
3/7	South Dakota State	W 14-2 (5)
3/8	South Dakota State	W 9-1
3/12	New Mexico@	W 6-3
3/13	DePaul@	W 4-0
3/13	Nebraska@	W 11-6
3/14	Michigan@	L 7-3
3/15	Notre Dame@	W 3-0
3/20	Long Beach State	W 11-7
3/21	Long Beach State	W 5-3
3/21	Long Beach State	W 10-6
3/27	Oregon*	W 8-0 (6)
3/28	Oregon State*	W 11-3 (5)
3/29	Oregon State*	W 8-0 (6)
4/3	@UCLA*	W 5-0
4/4	@Washington*	L 11-3 (5)
4/5	@Washington*	L 3-2
4/7	UNLV	W 20-10 (6)
4/7	UNLV	W 15-2 (5)
4/10	@Arizona*	L 10-8
4/17	@California*	W 6-4
4/18	Stanford*	L 7-6 (8)
4/19	Stanford*	W 10-1 (5)
4/24	Washington*	W 9-3
4/25	UCLA*	L 9-1 (5)
4/26	UCLA*	L 1-40
4/29	Arizona*	L 3-2
4/29	Arizona*	L 10-6
5/1	@Stanford*	L 4-0
5/2	@California*	L 4-2
5/3	@California*	W 7-3
5/7	@Oregon State*	L 5-4
5/8	@Oregon*	W 5-1
5/9	@Oregon*	W 5-1
5/15	San Diego State\$	W 5-0
5/16	LSU\$	L 10-2 (5)
5/16	Cal State-Fullerton\$	W 7-0
5/17	LSU\$	W 6-4
5/17	LSU\$	W 5-0
5/22	North Dakota State%	W 11-0 (5)
5/23	North Dakota State%	W 11-0 (5)
5/28	Missouri^	W 7-3
5/29	Washington^	L 1-0 (8)
5/30	Alabama^	L 6-2

!Palm Springs Classic

\*Judi Garman Classic

\*Pac-10 game

%NCAA Regionals

2010 Season Record: 44-17

Pac-10 Conference: 10-11 (fourth)

Postseason Finish: NCAA Super Regional

(3-2)

Head Coach: Clint Myers (5th Yr)

2/11	Mississippi	W 13-0
2/11	Kentucky	L 5-2
2/12	Portland State	W 14-0 (5)
2/12	Auburn	W 14-2 (5)
2/13	Texas A&M	W 10-4
2/14	Southern Utah	W 3-0
2/19	Rutgers	W 19-0 (5)
2/19	Illinois State	L 10-9 (9)
2/20	Texas State	W 6-3
2/20	Iowa	W 7-4
2/21	Rutgers	W 14-0 (5)
2/26	USF	W 8-7
3/4	UC Santa Barbara	W 10-2 (5)
3/5	Idaho State	W 8-4
3/5	Northern Iowa	W 10-0 (5)
3/6	Samford	W 6-1
3/6	UC Santa Barbara	W 8-0 (5)
3/9	Creighton	W 5-0
3/9	St. John's	W 11-3 (6)
3/10	St. John's	W 16-0 (5)
3/10	Creighton	W 11-8
3/12	BYU	W 9-1 (5)
3/12	Pacific	W 4-0
3/13	BYU	W 11-6
3/13	Nebraska	W 1-0
3/14	Nebraska	W 7-1
3/18	Texas!	L 1-0
3/18	Oklahoma!	L 5-4
3/19	DePaul!	W 8-2
3/20	UNLV!	W 10-0 (5)
3/21	Purdue!	W 6-4
3/26	Cal Poly-SLO	W 5-3
3/27	Cal Poly-SLO	W 5-1
3/27	Cal Poly-SLO	W 3-2
3/28	Cal Poly-SLO	W 13-5 (5)
4/1	Arizona*	L 12-6
4/2	Arizona*	W 11-1 (5)
4/3	Arizona*	L 14-2 (5)
4/9	@UCLA*	W 8-5
4/10	@UCLA*	W 4-2
4/11	@UCLA*	W 2-1
4/16	California*	L 3-1
4/17	California*	L 8-0 (6)
4/18	California*	L 11-3
4/23	Oregon*	W 10-3
4/24	Oregon*	L 7-4
4/25	Oregon*	W 3-0
4/30	@Stanford*	W 3-0
5/1	@Stanford*	L 8-0 (5)
5/2	@Stanford*	W 3-2
5/7	@Oregon State*	W 4-3
5/8	@Oregon State*	L 2-1
5/9	@Oregon State*	L 4-3 (10)
5/13	Washington*	W 6-5
5/14	Washington*	L 5-4
5/15	Washington*	L 9-0 (5)
5/21	Boston University\$	W 6-1
5/22	Long Island Brooklyn\$	W 3-2
5/23	Long Island Brooklyn\$	W 9-1 (5)
5/29	Florida%	L 8-0 (5)
5/30	Florida%	L 5-2

\*Pac-10 game

!Judi Garman Classic

%NCAA Regionals

%NCAA Super Regionals

2011 Season Record: 60-6

Pac-10 Conference: 17-4 (first)

Postseason Finish: NATIONAL CHAMPION

ONS (10-0)

Head Coach: Clint Myers (6th Yr)

2/10	Western Michigan	W 17-0 (5)
2/11	Cal Poly-SLO	W 6-5
2/11	Oklahoma State	W 1-0
2/12	Oklahoma	W 4-3
2/12	Utah	L 3-1 (8)
2/13	San Jose State	W 13-4 (6)
2/18	Seattle	W 10-0 (5)
2/18	Illinois State	W 13-4 (6)
2/20	Idaho State	W 16-1 (5)
2/20	Seattle	W 13-2 (5)
2/25	Michigan State	W 6-2
2/26	Michigan State	W 10-2 (5)
2/26	Michigan State	W 5-2
3/4	East Carolina	W 11-0 (5)
3/4	Northern Iowa	W 6-1
3/5	Northern Colorado	W 9-0 (5)
3/5	New Mexico State	W 17-0 (5)
3/6	Creighton	W 11-1 (5)
3/8	Creighton	W 10-0 (5)
3/9	Florida Gulf Coast	W 7-0
3/10	Campbell	W 13-4 (5)
3/10	Florida Gulf Coast	W 11-1 (5)
3/11	Howard	W 13-1 (5)
3/12	Weber State	W 12-0
3/12	Virginia Tech	W 10-3
3/15	Western Illinois	W 10-0 (5)
3/15	Western Illinois	W 12-4 (5)
3/17	Penn State!	W 5-1
3/17	Michigan!	L 1-0
3/18	Pacific!	W 4-3
3/18	Louisiana!	W 10-4
3/19	Boise State!	W 9-3
3/25	UC Santa Barbara	W 8-0 (5)
3/26	UC Santa Barbara	W 11-3 (5)
3/27	UC Santa Barbara	W 9-1 (5)
4/1	@California*	W 3-1
4/2	@California*	W 7-2
4/3	@California*	L 3-2
4/8	@Oregon*	W 2-0
4/9	@Oregon*	W 10-5
4/10	@Oregon*	L 2-1
4/15	UCLA*	L 4-1
4/16	UCLA*	W 2-0
4/17	UCLA*	W 5-0
4/21	@Arizona*	W 4-0
4/22	@Arizona*	W 13-10
4/23	@Arizona*	W 8-3
4/29	Oregon State*	W 1-0
4/30	Oregon State*	W 3-0
5/1	Oregon State*	W 7-1
5/6	@Washington*	W 6-4
5/7	@Washington*	W 2-0
5/8	@Washington*	W 6-2
5/12	Stanford	W 3-1
5/13	Stanford	L 6-1
5/14	Stanford	W 4-1
5/20	North Dakota State\$	W 10-0 (5)
5/21	Long Beach State\$	W 8-0 (5)
5/22	San Diego State\$	W 6-1
5/26	Texas A&M%	W 3-2
5/27	Texas A&M%	W 4-2
6/2	Oklahoma^	W 3-2
6/3	Florida^	W 6-5
6/5	Baylor^	W 4-0
6/6	Florida^	W 14-4
6/7	Florida^	W 7-2

\*Pac-10 game

!Judi Garman Classic

2012 Season Record: 53-11

Pac-12 Conference: 18-4 (second)

Postseason Finish: WCWS (7-4, 4th)

Head Coach: Clint Myers (7th Yr)

2/9	Western Michigan	W 10-0 (6)
2/9	San Jose State	W 4-0
2/10	McNeese State	L 3-1
2/10	Northwestern	W 10-5
2/11	Texas State	W 9-0 (5)
2/11	Tennessee	L 3-0
2/12	Cal Poly-SLO	W 8-0 (5)
2/17	Central Michigan	W 7-0
2/17	Iowa	W 5-2
2/18	Minnesota	W 12-0 (6)
2/18	Iowa State	W 9-0 (5)
2/19	Illinois State	W 14-3 (5)
2/24	Central Connecticut	W 8-0 (5)
2/25	Central Connecticut	W 10-0 (5)
2/25	Central Connecticut	W 11-1 (5)
2/26	Central Connecticut	W 14-2 (5)
3/1	Wichita State	W 11-0 (5)
3/2	North Dakota State	W 10-2 (5)
3/2	Boise State	W 4-0
3/3	Wichita State	W 9-0 (5)
3/3	Howard	W 15-3 (6)
3/4	Creighton	W 3-1 (8)
3/6	Creighton	W 12-3 (6)
3/9	Valparaiso	W 6-2
3/9	East Carolina	W 9-1 (6)
3/10	Pacific	W 7-4
3/11	New Mexico State!	W 13-5 (6)
3/15	BYU!	W 3-0
3/15	#10 Louisiana!	L 9-2
3/16	Fresno State!	W 4-0
3/16	#19 Michigan!	W 1-0
3/23	#14 Arizona*	W 4-2 (8)
3/24	#14 Arizona*	W 9-6
3/25	#14 Arizona*	W 7-6
3/31	@#17 Oregon*	L 3-0
3/31	@#17 Oregon*	W 7-4
4/5	#12 UCLA*	W 9-1 (6)
4/6	#12 UCLA*	W 9-1 (5)
4/7	#12 UCLA*	W 4-2
4/10	@#25 Oregon State*	L 4-2 (9)
4/10	@#25 Oregon State*	W 3-2
4/20	#16 Stanford*	W 11-9
4/21	#16 Stanford*	W 5-0
4/22	#16 Stanford*	W 7-1
4/27	@#11 Washington*	W 18-1
4/28	@#11 Washington*	W 6-3
4/29	@#11 Washington*	W 5-4
5/4	Utah*	W 13-1 (5)
5/5	Utah*	W 6-4
5/6	Utah*	W 13-5 (6)
5/10	@#1 California*	L 4-2
5/11	@#1 California*	L 5-0
5/12	@#1 California*	W 5-0
5/18	Long Island Brooklyn\$	W 9-0
5/19	#25 Syracuse\$	W 3-1
5/20	#25 Syracuse\$	L 0-1
5/20	#25 Syracuse\$	W 4-0
5/24	#7 Louisiana%	L 6-0
5/25	#7 Louisiana%	W 9-2
5/25	#7 Louisiana%	W 8-0 (6)
5/31	#12 Oregon^	W 3-1
6/1	#2 Alabama^	L 2-1
6/2	LSU^	W 6-0
6/3	#4 Oklahoma^	L 5-3

\*Pac-12 game

!Judi Garman Classic

%NCAA Regionals

%NCAA Super Regionals

^Women's College World Series

## SEASON REVIEWS

2013 Season Record: 50-12

Pac-12 Conference: 16-8 (tied second)

Postseason Finish: WCWS (5-2, 7th)

Head Coach: Clint Myers (8th Yr)

\*Best Start in program history, 21-0\*

2/7	New Mexico	W 3-0
2/8	Cal State-Northridge	W 6-1
2/8	Indiana	W 8-0 (5)
2/9	Kentucky	W 8-1
2/9	Western Michigan	W 7-0
2/10	Bradley	W 3-0
2/10	Boise State	W 10-0 (6)
2/15	Northern Iowa	W 5-3
2/15	Michigan State	W 9-2
2/16	Illinois-Chicago	W 15-0 (5)
2/16	Illinois State	W 7-1
2/17	Minnesota	W 8-0 (5)
2/22	Portland State	W 6-5 (12)
2/23	Portland State	W 19-2 (5)
2/23	Portland State	W 9-0 (5)
2/24	Portland State	W 4-3
2/28	North Dakota	W 15-7 (5)
3/1	Binghamton	W 9-1 (5)
3/1	North Dakota	W 8-0 (5)
3/2	East Carolina	W 13-0 (5)
3/2	North Carolina	W 7-4 (5)
3/3	No. 22 Baylor	L 6-2
3/9	Pittsburgh	W 10-0 (5)
3/9	Pittsburgh	W 8-2
3/10	UC Davis	W 12-3 (5)
3/10	New Mexico State	W 6-0
3/14	@ Cal State Fullerton	W 9-0
3/14	#9 Texas	W 3-0
3/15	#15 Michigan	L 5-4
3/15	Virginia Tech	W 11-0
3/16	Pacific	W 5-4 (8)
3/22	@#12 UCLA*	L 3-2
3/23	@#12 UCLA*	W 10-3
3/24	@#12 UCLA*	W 5-4
3/28	#23 Oregon State*	W 5-4
3/29	#23 Oregon State*	W 5-1
3/30	#23 Oregon State*	W 11-0 (5)
4/6	@#14 Stanford*	W 12-6
4/6	@#14 Stanford*	W 11-2 (6)
4/7	@#14 Stanford*	L 4-3
4/12	Washington*	L 3-1
4/13	Washington*	W 7-1
4/14	Washington*	W 2-1
4/19	@Utah*	L 5-4 (8)
4/21	@Utah*	L 6-5
4/21	@Utah*	W 6-4
4/26	#10 California*	W 10-2 (5)
4/27	#10 California*	W 11-0 (5)
4/28	#10 California*	W 5-3
5/3	@Arizona*	L 10-9
5/4	@Arizona*	L 6-4
5/5	@Arizona*	W 7-6
5/9	#3 Oregon*	W 3-2
5/10	#3 Oregon*	W 5-3
5/11	#3 Oregon*	L 4-2
5/17	SJSU\$	W 5-2
5/18	Georgia\$	W 2-0
5/19	Georgia\$	W 2-0
5/25	#19 Kentucky%	W 5-4
5/26	#19 Kentucky%	W 5-2
5/30	Texas^	L 6-3
6/1	Michigan^	L 2-0

\*Pac-12 game

\$NCAA Regionals

%NCAA Super Regionals

^Women's College World Series

2014 Season Record: 46-12-1

Pac-12 Conference: 11-3

Postseason Finish: NCAA Regionals

Head Coach: Craig Nicholson (1st Yr)

2/6	Creighton	W 3-0
2/6	New Mexico	W 9-0 (5)
2/7	North Carolina State	W 9-1 (6)
2/8	Penn State	W 9-1
2/9	Fresno	W 7-0
2/9	UC Riverside	W 11-1 (5)
2/13	Tennessee State	W 10-3
2/14	Oklahoma	W 7-0
2/14	SIUE	W 5-2
2/15	Illinois State	W 4-2
2/15	San Jose State	W 7-4
2/20	Drake	W 8-0 (5)
2/21	Seton Hall	W 12-1 (5)
2/22	Boston College	W 3-0
2/22	Idaho State	W 11-1 (5)
2/23	Drake	W 9-1 (6)
2/23	Idaho State	W 13-4 (5)
2/27	Detroit	W 6-4
2/27	South Carolina	L 3-2
2/28	FIU	W 8-0 (5)
3/2	Minnesota	L 3-2
3/2	Ball State	L 3-0
3/3	Detroit	W 16-2 (5)
3/4	Longwood	W 1-0
3/6	Michigan	W 2-0
3/7	Texas	W 8-3
3/7	#21 Nebraska	W 1-0 (8)
3/8	San Jose State	W 10-1 (5)
3/8	Wisconsin	W 9-4 (5)
3/14	@Oregon State*	L 3-2
3/15	@Oregon State*	W 11-0 (5)
3/16	@Oregon State*	L 3-1
3/22	Stanford*	W 16-15 (9)
3/23	Stanford*	W 9-0 (5)
3/24	Stanford*	W 7-5
3/28	#14 Arizona*	W 2-1
3/29	#14 Arizona*	W 4-1
3/30	#14 Arizona*	L 6-5 (10)
4/4	@California*	W 7-2
4/5	@California*	W 10-2 (6)
4/6	@California*	W 10-0 (5)
4/10	Utah*	W 5-1
4/11	Utah*	W 4-3
4/12	Utah*	W 7-4
4/18	@#15 Washington*	W 3-1
4/18	@#15 Washington*	L 3-2 (10)
4/25	Southern Mississippi	W 8-0 (5)
4/26	Southern Mississippi	W 6-0
4/27	Southern Mississippi	W 5-0
5/2	@#3 Oregon	W 4-2
5/3	@#3 Oregon	L 12-2 (6)
5/4	@#3 Oregon	T 2-2 (6)
5/8	#5 UCLA	W 2-0
5/9	#5 UCLA	L 9-5 (9)
5/10	#5 UCLA	L 9-2
5/16	Dartmouth\$	W 8-0 (5)
5/17	#11 Michigan\$	W 4-1
5/18	#11 Michigan\$	L 4-3
5/18	#11 Michigan\$	L 5-4

\*Pac-12 game

\$NCAA Regionals

%NCAA Super Regionals

^Women's College World Series

2015 Season Record: 35-22

Pac-12 Conference:

Postseason Finish: NCAA Regionals

Head Coach: Craig Nicholson (2nd Yr)

2/5	Creighton	W 7-4
2/5	Western Michigan	W 6-0
2/6	San Diego	L 5-3
2/6	Ole Miss	W 6-3
2/7	Indiana	W 10-2 (6)
2/8	Texas	L 9-4
2/8	Cal State Northridge	L 8-6 (8)
2/13	North Texas	W 10-2 (5)
2/13	Illinois State	W 9-4
2/14	Boston	W 9-4
2/14	Oklahoma	L 5-1
2/15	Oklahoma	W 8-4
2/20	Boise State	W 4-3
2/20	Colorado State	W 6-1
2/21	Minnesota	L 4-1
2/21	Indiana State	W 14-0 (5)
2/22	New Mexico State	W 11-7
2/27	Michigan	L 7-5
2/27	Binghamton	W 1-0 (8)
2/28	Binghamton	W 22-5 (5)
3/1	Michigan	L 6-2
3/5	Michigan	W 2-0 (8)
3/5	Cal St. Fullerton	W 10-3
3/6	Baylor	W 8-2
3/7	San Jose State	W 6-4
3/7	Auburn	L 7-4
3/13	@ #27 Washington*	L 8-7 (15)
3/14	@ #27 Washington*	W 9-7
3/20	#20 California*	W 8-7
3/21	#20 California*	L 6-5
3/22	#20 California*	W 11-6
3/27	@#16 Arizona*	W 8-5
3/28	@#16 Arizona*	W 9-4
3/29	@#16 Arizona*	L 11-1 (5)
4/6	@New Mexico State	L 6-4
4/6	@New Mexico State	W 12-1
4/7	@UTEP	W 12-1
4/7	@UTEP	W 13-11
4/10	@#4 Oregon*	L 7-0
4/11	@#4 Oregon*	L 12-3 (5)
4/12	@#4 Oregon*	L 4-3
4/17	Oregon State*	L 7-6
4/18	Oregon State*	W 9-5
4/19	Oregon State*	W 4-3
4/24	#26 Utah*	W 6-4
4/25	#26 Utah*	L 8-1
4/26	#26 Utah*	L 4-0
5/1	@Stanford*	W 20-0 (5)
5/2	@Stanford*	W 16-6 (5)
5/3	@Stanford*	L 4-2
5/7	#8 UCLA*	W 8-7
5/8	#8 UCLA*	L 11-5
5/9	#8 UCLA*	W 11-10
5/15	Nebraska\$	W 5-2
5/16	#5 LSU\$	W 1-0
5/17	#5 LSU\$	L 5-0
5/17	#5 LSU\$	L 4-3

2016 Season Record: 32-26

Pac-12 Conference:

Postseason Finish: NCAA Regionals

Head Coach: Wagner/Olivarez (1st Yr)

2/11	Utah State	W 11-1 (5)
2/11	San Jose State	W 8-0 (5)
2/12	No. 8 Tennessee	W 5-4 (8)
2/13	ECU	W 9-1 (5)
2/14	Portland State	W 7-1
2/14	San Diego	W 9-1 (5)
2/15	No. 18 Kentucky	L 3-5
2/19	Michigan State	W 5-2
2/19	Memphis	W 11-3 (5)
2/20	Illinois State	W 6-0
2/20	Northern Iowa	W 3-1
2/21	Montana	W 9-2
2/26	No. 21 Minn.	L 1-10
2/26	Houston	W 6-5
2/27	St. Francis	W 12-9
2/27	Mount Saint Mary's	W 17-0 (5)
2/28	St. Francis	W 11-3 (5)
3/3	vs. Long Beach St.	L 8-10
3/3	at Cal St. Fullerton	L 2-3 (8)
3/4	vs. Wisconsin	W 4-1
3/5	vs. No. 18 Missouri	L 0-8
3/6	vs. Northwestern	W 2-1
3/6	vs. No. 24 Baylor	W 2-0
3/11	No. 23 Nebraska	W 6-0
3/11	Georgetown	W 13-0 (5)
3/12	Georgetown	W 8-3
3/13	No. 9 JMU	L 1-2 (8)
3/13	Ohio State	L 5-11
3/18	No. 18 Arizona	L 0-2
3/18	No. 18 Arizona	L 4-5
3/20	No. 18 Arizona	W 3-2
3/24	Texas Tech	W 3-1
3/25	Texas Tech	W 4-3
3/26	Texas Tech	W 7-3
4/1	at California	W 7-4 (9)
4/2	at California	L 6-7
4/3	at California	W 9-1 (6)
4/8	No. 12 Washington	L 2-7
4/9	No. 12 Washington	L 1-6
4/10	No. 12 Washington	L 9-12
4/16	at Utah	L 2-10 (6)
4/17	at Utah	L 1-3
4/18	at Utah	L 5-6
4/22	No. 5 Oregon	L 4-10
4/23	No. 5 Oregon	L 4-5
4/24	No. 5 Oregon	L 4-7 (8)
4/29	at No. 13 UCLA	L 6-8
4/30	at No. 13 UCLA	L 5-6
5/1	at No. 13 UCLA	L 4-9
5/6	Stanford	W 9-1 (5)
5/7	Stanford	W 6-5
5/8	Stanford	W 10-4
5/12	at Oregon State	L 0-1
5/13	at Oregon State	L 3-4
5/20	vs. McNeese State	L 2-5
5/21	vs. LIU Brooklyn	W 1-0
5/21	vs. McNeese	W 3-2 (14)
5/22	vs. No. 10 LSU	L 0-2



## SEASON REVIEWS

2017 Season Record: 31-22

Pac-12 Conference:

Postseason Finish: NCAA Regionals

Head Coach: Ford (1st Yr)

2/9	vs. UTEP	W, 8-0
2/9	vs. Virginia	W, 4-1
2/10	vs. Purdue	W, 3-0
2/10	vs. San Diego	W, 6-3
2/11	vs. Indiana	W, 4-2
2/11	vs. UT Arlington	W, 8-0
2/12	UC Riverside	W, 4-1
2/17	Wichita State	W, 4-2
2/17	Illinois State	W, 7-1
2/20	vs. Boston College	L, 3-2
2/24	vs. Texas A&M	L, 2-1
2/24	Notre Dame	W, 3-1
2/25	Texas	W, 9-6
2/26	UC Santa Barbara	W, 8-0
2/26	Michigan	L, 3-0
3/3	Michigan	L, 2-0
3/3	Cal State Fullerton	W, 10-1
3/4	Baylor	L, 2-4
3/5	South Carolina	W, 4-3
3/5	Iowa	W, 5-4
3/8	Maine	W, 9-0
3/10	Nebraska	W, 12-1
3/11	Nebraska	W, 10-1
3/12	Nebraska	W, 6-0
3/17	at Washington	L, 6-4
3/18	at Washington	L, 4-0
3/19	at Washington	L, 1-0
3/22	New Mexico State	W, 5-3
3/22	New Mexico State	W, 7-2
3/25	Oregon State	W, 8-0
3/26	Oregon State	W, 11-0
3/27	Oregon State	L, 4-5
3/31	at Oregon	L, 4-0
4/1	Oregon	L, 8-4
4/2	Oregon	L, 1-0
4/13	at Stanford	W, 10-0
4/14	at Stanford	W, 9-1
4/15	at Stanford	W, 7-4
4/21	Utah	W, 9-8
4/22	Utah	L, 7-6
4/23	Utah	L, 2-1
4/28	at Arizona	L, 4-3
4/29	at Arizona	W, 5-2
4/30	at Arizona	L, 8-0
5/5	California	W, 9-7
5/6	California	W, 10-0
5/7	California	L, 3-0
5/11	UCLA	L, 3-4
5/12	UCLA	L, 3-13
5/13	UCLA	L, 3-12
5/19	vs. North Carolina	W, 9-3
5/20	vs. Ole Miss	L, 2-0
5/20	vs. North Carolina	L, 3-2

2018 Season Record: 48-13

Pac-12 Conference: 16-8

Postseason Finish: WCWS

Head Coach: Ford (2nd Yr)

2/8	Tennessee	L, 7-4
2/9	vs. Purdue	W, 9-1
2/9	Nebraska	W, 6-4
2/10	Notre Dame	W, 9-1
2/11	Indiana	W, 2-1
2/12	Saint Mary's	W, 8-4
2/16	North Dakota	W, 8-0
2/17	Illinois State	W, 9-1
2/17	Texas State	W, 4-3
2/18	San Diego	W, 7-0
2/22	vs. Mississippi State	W, 3-1
2/22	vs. Oklahoma	L, 7-2
2/23	vs. LIU Brooklyn	W, 9-5
2/24	vs. Liberty	W, 6-0
2/25	vs. Cal State Fullerton	W, 7-3
3/2	Coastal Carolina	W, 4-2
3/3	Coastal Carolina	W, 8-0
3/3	New Mexico State	W, 3-0
3/6	South Dakota	W, 8-0
3/7	Georgetown	W, 13-0
3/9	Minnesota	W, 6-0
3/11	Minnesota	W, 9-1
3/11	Minnesota	W, 4-0
3/14	Iowa	L, 3-1
3/14	Iowa	W, 9-0
3/17	Washington	W, 2-0
3/18	Washington	L, 6-0
3/19	Washington	W, 2-0
3/23	at California	W, 4-2
3/24	at California	W, 3-1
3/25	at California	W, 4-0
3/30	North Dakota State	W, 10-2
3/30	BYU	W, 7-0
3/31	North Dakota State	W, 9-1
3/31	BYU	W, 10-3
4/6	at Oregon State	W, 10-1
4/7	at Oregon State	L, 4-2
4/8	at Oregon State	W, 2-1
4/13	Oregon	L, 5-0
4/14	Oregon	L, 9-1
4/15	Oregon	W, 4-0
4/20	Arizona	W, 2-1
4/21	Arizona	L, 4-1
4/22	Arizona	L, 4-2
4/27	at Utah	W, 12-0
4/28	at Utah	W, 7-2
4/29	at Utah	W, 4-3
5/1	at New Mexico State	W, 5-1
5/4	Stanford	W, 4-3
5/5	Stanford	W, 8-0
5/6	Stanford	W, 2-3
5/10	at UCLA	W, 3-0
5/11	at UCLA	L, 5-1
5/12	at UCLA	L, 2-1
5/18	New Mexico St.	W, 2-0
5/19	Ole Miss	W, 7-1
5/20	Ole Miss	W, 9-0
5/25	South Carolina	W, 5-2
5/26	South Carolina	W, 5-2
5/31	Oregon	L, 11-6
6/2	Oklahoma	L, 2-0

2019 Season Record: 35-20

Pac-12 Conference: 13-11

Postseason Finish: NCAA Regionals

Head Coach: Ford (3rd Yr)

2/8	Western Michigan	W, 8-4
2/8	Missouri	L, 0-8
2/9	Kansas	W, 14-6
2/9	Weber State	W, 21-1
2/10	CSUN	W, 8-2
2/14	Illinois State	W, 9-6
2/15	Florida	L, 2-7
2/16	Central Michigan	W, 8-2
2/17	Utah State	W, 10-2
2/17	San Diego	W, 12-3
2/21	Oklahoma State	L, 0-2
2/21	vs. Texas Tech	L, 0-8
2/22	vs. Nebraska	W, 6-5
2/22	vs. Texas A&M	W, 5-4
2/23	vs. Bethune-Cookman	W, 4-1
2/24	vs. Cal Poly	W, 11-1
3/1	Princeton	W, 20-5
3/1	Texas	L, 4-11
3/2	Wisconsin	L, 1-5
3/2	Princeton	W, 14-5
3/3	Texas	W, 9-6
3/7	James Madison	W, 6-4
3/7	Michigan	L, 6-7
3/8	New Mexico State	W, 17-1
3/9	Lehigh	W, 4-1
3/10	South Dakota	W, 12-0
3/12	Lehigh	W, 14-0
3/15	Oregon State	L, 1-5
3/16	Oregon State	W, 18-2
3/17	Oregon State	W, 12-4
3/22	Utah	W, 13-0
3/23	Utah	W, 14-4
3/24	Utah	W, 18-17
3/29	at Arizona	L, 0-8
3/30	at Arizona	L, 0-2
3/31	at Arizona	L, 0-2
4/5	UCLA	L, 0-10
4/6	UCLA	L, 0-9
4/7	UCLA	L, 5-16
4/12	at Washington	L, 4-8
4/13	at Washington	L, 2-9
4/14	at Washington	L, 0-6
4/26	at Stanford	W, 10-4
4/27	at Stanford	W, 7-4
4/28	at Stanford	W, 10-5
5/3	California	W, 7-2
5/4	California	L, 3-8
5/5	California	W, 10-6
5/9	at Oregon	W, 4-0
5/10	at Oregon	W, 10-1
5/11	at Oregon	W, 12-4
5/17	vs. Lipscomb	W, 4-3
5/18	at Alabama	L, 4-7
5/18	vs. Lipscomb	W, 10-1
5/19	at Alabama	L, 8-9

2020 Season Record: 22-7

Pac-12 Conference: N/A

Postseason Finish: N/A

Head Coach: Ford (4th Yr)

2/7	Portland St.	W, 10-0
2/7	Kansas	W, 8-5
2/8	Western Michigan	L, 7-9
2/8	Northwestern	W, 6-5
2/9	Seattle	W, 7-0
2/10	Tennessee	L, 5-8
2/14	Illinois State	W, 3-0
2/14	Kentucky	W, 3-2
2/15	Detroit Mercy	W, 15-1
2/15	Kentucky	W, 7-5
2/16	Boise State	W, 8-0
2/20	Auburn	W, 13-0
2/21	San Diego	W, 14-2
2/21	New Mexico	W, 15-0
2/22	Florida	L, 1-4
2/22	Notre Dame	L, 3-7
2/23	Cal State Fullerton	L, 3-4
2/28	Maryland	W, 8-0
2/28	Wisconsin	W, 3-1
2/29	Southern Utah	W, 12-0
2/29	Wisconsin	L, 1-10
3/1	Maryland	W, 16-2
3/5	Wright State	W, 12-0
3/6	New Mexico St.	L, 0-2
3/7	Nebraska	W, 7-3
3/7	Lehigh	W, 16-0
3/8	Lehigh	W, 9-0
3/8	Ohio State	W, 9-0
3/10	South Dakota	W, 5-0
3/13	at UCLA	canceled
3/13	at UCLA	canceled
3/15	at UCLA	canceled
3/20	vs. Arizona	canceled
3/21	vs. Arizona	canceled
3/22	vs. Arizona	canceled
3/27	at Utah	canceled
3/28	at Utah	canceled
3/29	at Utah	canceled
4/3	vs. Washington	canceled
4/4	vs. Washington	canceled
4/5	vs. Washington	canceled
4/9	vs. Oregon	canceled
4/10	vs. Oregon	canceled
4/11	vs. Oregon	canceled
4/14	at Grand Canyon	canceled
4/17	at Oregon St.	canceled
4/18	at Oregon St.	canceled
4/19	at Oregon St.	canceled
5/1	at California	canceled
5/2	at California	canceled
5/3	at California	canceled
5/7	vs. Stanford	canceled
5/8	vs. Stanford	canceled
5/9	vs. Stanford	canceled

# SERIES CHRONOLOGY

## ARIZONA

Series Record: 100-109

### 1971

W 12-2
W 12-4
W 4-1
W 13-1

### 1972

W 7-0
W 18-6
W 17-1
W 10-0
W 10-0

### 1973

W 16-1
W 15-3
W 5-0

### 1974

W 5-4
L 12-6
L 11-6

### 1975

W 8-1
W 3-1
L 5-3
W 5-4
L 3-2
W 6-3

### 1976

W 10-9
W 5-4
L 4-2
L 4-1
W 5-4
W 5-4
L 4-3
W 1-0
W 5-3

### 1977

L 5-4
W 4-1
W 5-4
W 7-6
W 5-2
W 1-0
W 3-2
L 1-0

### 1978

W 2-1
W 2-0
W 3-2

### 1979

W 3-0
W 8-6
W 3-0
W 4-1

### 1980

W 7-3
W 3-2
W 4-0

W 6-5
W 3-1
W 2-1

### 1981

W 4-0
W 6-3
W 2-1
L 2-1
W 11-10

### 1982

L 1-0
W 3-1
W 2-0
W 3-0
W 2-1

### 1983

L 2-1
W 2-1
W 5-0
L 2-0
L 3-0
W 2-1

### 1984

2/23 A L 1-0
2/23 A W 3-0
4/11 H W 2-1
L 1-0

### 1985

2/21 H W 3-0
2/21 H W 6-5
3/16 N W 3-2
4/4 A L 1-0
4/4 A L 4-0

### 1986

3/23 N W 6-2
4/2 A W 9-4
4/23 H W 4-1
4/23 H W 6-2

### 1987

2/21 A W 10-3
3/21 N W 4-1
5/6 H W 2-0
5/6 H W 7-6
5/15 H W 5-3
5/15 H W 5-0

### 1988

2/25 N L 3-1
3/15 A L 5-1
3/15 A L 6-1
4/19 H L 1-0
4/19 H L 11-1

### 1989

3/18 N L 1-0
3/29 H W 1-0
3/29 H L 3-0
4/19 A W 6-3
4/19 A L 4-0
5/19 H L 3-2
5/19 H L 4-0

### 1990

3/3 N L 7-1
3/28 H W 5-3

3/28 H L 6-3
4/25 A W 1-0
4/25 A W 1-0
5/18 N W 1-0
5/18 N L 1-0
5/18 N L 5-0

1991
4/28 A L 3-2
4/28 A W 5-0
4/23 H W 2-1
4/23 H W 3-0
5/17 N L 4-2
5/17 N L 4-0

### 1992

3/13 A L 1-0
3/13 A L 1-0
4/22 H L 6-0
4/22 H L 4-1

### 1993

4/7 H L 10-0
4/7 H W 3-2
4/21 A L 3-1 (8)
4/22 A L 5-2
5/21 A L 1-0
5/22 A L 7-2

### 1994

3/5 A L 9-1 (6)
4/6 A L 11-1 (5)
4/6 A L 12-1 (5)
4/20 H L 18-0
4/20 H L 8-0

### 1995

4/21 A L 4-2
4/21 A L 10-0 (6)
4/22 H L 12-2 (5)
4/22 H L 9-0

### 1996

4/10 A L 6-2
4/10 A L 8-2
4/24 H L 2-1 (9)
4/24 H L 6-0

### 1997

4/9 H L 5-1
4/9 H L 10-1
4/23 A L 8-4
4/23 A L 11-2

### 1998

4/10 A L 7-2
4/10 A L 5-3
4/29 H L 6-0
4/29 H L 3-2

### 1999

4/3 H L 3-2
4/3 H L 2-1
5/14 A L 10-0 (5)
5/15 A L 7-0

### 2000

4/4 A L 3-1
4/21 H W 3-1
4/22 H L 3-0

### 2001

4/13 A L 3-0 (11)
4/14 A L 4-3 (9)
4/25 H L 5-0

### 2002

3/16 N W 3-0
3/29 H L 2-0
3/30 H L 10-1 (5)
4/30 A L 5-3
5/24 N L 1-0 (8)

### 2003

4/18 A L 8-0 (5)
4/19 A L 2-1
4/23 H L 4-2

### 2004

4/9 H L 6-0
4/10 H L 8-0 (6)
4/28 A L 3-1

### 2005

4/6 H L 1-0
4/22 A L 3-1
4/23 A L 10-3

### 2006

4/14 H W 4-2 (10)
4/15 H L 3-0
5/3 A L 10-0 (6)

### 2007

4/6 A L 1-0
4/7 A L 1-0
4/18 H W 6-3

### 2008

4/9 A W 8-1
4/28 H W 2-0
4/19 H W 9-8

### 2009

4/10 A L 10-8
4/29 H L 3-2
4/29 H L 10-6

### 2010

4/1 H L 12-6
4/2 H W 11-1 (5)
4/3 H L 14-2 (5)

### 2011

4/21 A W 4-0
4/22 A W 13-10
4/23 A W 8-3

### 2012

3/23 H W 4-2 (8)
3/24 H W 9-6
3/25 H W 7-6

### 2013

5/3 A L 10-9
5/4 A L 6-4
5/5 A W 7-6

### 2014

5/3 H W 2-1
5/4 H W 4-1
5/5 H L 6-5 (10)

### 2015

3/27 A W 8-5
3/28 A W 9-4
3/29 A L 11-1 (5)

### 2016

3/18 H L 0-2
3/18 H L 4-5
3/20 H W 3-2

### 2017

4/28 A L 3-4
4/29 A W 5-2
4/30 A L 0-8

### 2018

4/20 H W 2-1
4/21 H L 1-4
4/22 H L 2-4 (8)

### 2019

3/29 A L 0-8
3/30 A L 0-8
3/31 A L 0-10

# SERIES CHRONOLOGY

## CALIFORNIA

Series Record: 62-69

### 1981

	L 1-0
	L 2-0
	L 2-1
	L 6-0

### 1982

	W 2-0
	L 1-0
	W 3-1 (8)
	W 2-1

### 1984

	W 2-0
--	-------

### 1986

	L 8-0
	W 3-0
	L 1-0

### 1987

	L 3-0
	L 2-1

### 1988

	L 1-0
	W 4-3
	L 5-1
	W 2-1
	W 5-2

### 1989

	L 1-0
	L 1-0
	L 2-1
	W 1-0

### 1990

	L 4-0
	L 1-0
	L 1-0
	W 3-2
	L 2-1
	W 1-0

### 1991

	L 6-1
	W 1-0
	W 3-0
	L 2-0
	W 2-1

### 1992

	L 4-0
	W 2-1 (10)

### 1993

3/5	N	L 4-0
3/13	A	L 3-0

3/13	A	L 6-0
4/17	H	W 1-0 (14)
4/17	H	W 8-0

### 1994

3/12	H	L 10-4
3/12	H	L 6-0
3/17	N	W 1-0 (8)
4/30	A	L 7-0
4/30	A	L 4-0

### 1995

4/9	A	L 6-3
4/9	A	L 5-4
4/14	H	L 5-2
4/14	H	L 4-2 (11)

### 1996

4/5	H	L 3-2
4/5	H	W 3-1
4/28	A	W 2-1 (10)
4/28	A	L 3-2 (9)

### 1997

3/1	A	L 5-3
3/1	A	W 7-3
3/9	H	L 8-1
3/9	H	W 4-0

### 1998

3/14	N	L 2-0
4/19	A	L 5-2
4/19	A	L 4-3 (10)
5/2	H	W 2-0
5/2	H	W 4-2

### 1999

4/17	H	L 7-6
4/17	H	W 1-0
5/2	A	L 5-3
5/2	A	W 4-0
5/29	N	L 2-0

### 2000

4/8	H	W 1-0
4/9	H	L 4-0
5/12	A	L 1-0

### 2001

3/10	N	L 2-0
4/20	H	L 4-2 (8)
5/5	A	W 3-2 (9)
5/6	A	W 5-1

### 2002

4/19	A	L 3-2
5/4	H	W 8-4
5/5	H	W 2-1
5/26	N	L 3-0

### 2003

3/8	N	L 6-1
-----	---	-------

4/11	H	W 1-0
5/3	A	L 10-1 (5)
5/4	A	W 1-0 (9)

### 2004

4/16	A	L 1-0
5/1	H	L 6-0
5/2	H	L 13-0 (5)

### 2005

3/13	N	W 1-0
4/1	H	L 4-2
5/13	A	L 9-1 (6)
5/14	A	W 2-1

### 2006

4/21	A	W 2-0
5/6	H	L 4-1
5/7	H	L 3-0

### 2007

4/13	H	W 8-0 (5)
4/28	A	L 1-0
4/29	A	L 2-1

### 2008

3/28	A	W 4-2
5/9	H	W 4-2
5/10	H	W 5-2

### 2009

4/17	H	W 6-4
5/2	A	L 4-2
5/3	A	W 7-3

### 2010

4/16	H	L 3-1
4/17	H	L 8-0 (6)
4/18	H	L 11-3

### 2011

4/1	A	W 3-1
4/2	A	W 7-2
4/3	A	L 3-2

### 2012

5/10	A	L 4-2
5/11	A	L 5-0
5/12	A	W 5-0

### 2013

4/26	H	W 10-2 (5)
4/27	H	W 11-0 (5)
4/28	H	W 5-3

### 2014

4/4	A	W 7-2
4/5	A	W 10-2 (6)
4/6	A	W 10-0 (5)

### 2015

3/20	H	W 8-7
3/21	H	L 6-5
3/22	H	W 11-6

### 2016

4/1	A	W 7-4 (9)
4/2	A	L 6-7
4/3	A	W 9-1 (6)

### 2017

5/5	H	W 9-7
5/6	H	W 10-0 (5)
5/7	H	L 0-3

### 2018

3/23	A	W 4-2 (10)
3/24	A	W 3-1 (10)
3/25	A	W, 4-0

### 2019

5/3	H	W 7-2
5/4	H	L 3-8
5/5	H	W 10-6

## OREGON

Series Record: 60-49-1

### 1987

3/23	H	W 9-1
3/23	H	W 2-0

### 1988

3/5	A	W 6-0
3/12	A	W 2-1
3/12	A	L 2-0
4/18	H	L 1-0
4/18	H	W 2-1

### 1989

2/13	H	L 3-0
2/13	H	L 2-1
4/29	A	L 1-0
4/29	A	L 2-1

### 1990

2/12	H	W 2-0
2/12	H	L 3-0
4/30	A	L 2-1
4/30	A	W 1-0

### 1991

2/14	H	W 6-2
4/14	A	W 6-5
4/14	A	W 4-1
4/26	H	W 10-3
4/26	H	W 10-0

### 1992

4/11	H	W 9-8
4/11	H	W 2-1
4/26	A	L 1-0
4/26	A	W 3-1

### 1993

4/30	H	W 3-0
4/30	H	L 5-2

### 1994

4/23	A	W 8-3
4/23	A	L 5-2
5/6	H	W 3-1
5/6	H	L 5-4

### 1995

3/19	H	W 3-0
3/19	H	W 5-4 (10)
4/1	A	W 4-2
4/1	A	L 9-2

### 1996

4/14	A	L 2-0
4/14	A	L 9-3
5/5	H	W 5-1
5/5	H	W 5-4

### 1997

4/13	A	W 8-6
4/13	A	L 5-3
5/3	H	L 8-2
5/3	H	W 8-7 (8)

### 1998

3/29	A	L 13-2 (5)
3/29	A	W 5-3
4/25	H	L 5-2
4/25	H	L 9-1 (5)

### 1999

3/27	H	L 8-1
3/27	H	L 7-2
4/25	A	W 9-1
4/25	A	L 9-6

### 2000

4/1	H	L 10-0
4/2	H	W 7-3
4/28	A	L 1-0

### 2001

4/1	A	L 4-0
4/1	A	W 10-1 (6)
4/27	H	W 6-0

### 2002

4/10	A	W 9-1 (6)
4/27	H	L 4-2
4/28	H	W 6-0

### 2003

3/28	H	W 2-0
4/26	A	L 5-2
4/27	A	L 3-0

### 2004

4/23	A	L 01-0
5/8	H	W 1-0 (9)

# SERIES CHRONOLOGY

5/9 H W 3-0  
2005  
 4/8 H L 1-0  
 4/30 A W 2-1  
 5/1 A L 3-0

2006  
 3/31 A W 2-1  
 5/12 H W 4-3  
 5/13 H W 1-0

2007  
 4/20 H W 4-2  
 5/5 A W 8-0 (8)  
 5/6 A L 6-5

2008  
 4/4 A W 3-2  
 4/26 H W 6-1  
 4/27 H W 9-0 (5)

2009  
 3/27 H W 8-0 (6)  
 5/8 A W 5-1  
 5/9 A W 5-1

2010  
 4/23 H W 10-3  
 4/24 H L 7-4  
 4/25 H W 3-0

2011  
 4/8 A W 2-0  
 4/9 A W 10-5  
 4/10 A L 2-1

2012  
 3/31 A L 3-0  
 3/31 A W 7-4  
 5/31 N W 3-1

2013  
 5/9 H W 3-2  
 5/10 H W 5-3  
 5/11 H L 4-2

2014  
 5/2 A W 4-2  
 5/3 A L 12-2 (6)  
 5/4 A T 2-2 (6)

2015  
 4/10 A L 7-0  
 4/11 A L 12-3 (5)  
 4/12 A L 4-3

2016  
 4/22 H L 4-10  
 4/23 H L 4-5  
 4/24 H L 4-7 (8)

2017  
 3/31 A L 0-4  
 4/1 A L 4-8

4/2 A L 0-1 (8)  
2018  
 4/13 H L 0-5  
 4/14 H L 1-9  
 4/15 H W 4-0

2019  
 5/9 A W 4-0  
 5/10 A W 10-1  
 5/11 A W 12-4

## OREGON ST.

Series Record: 84-37

1977  
 \_\_\_\_\_ W 4-0  
 \_\_\_\_\_ W 8-5

1979  
 \_\_\_\_\_ L 3-0  
 \_\_\_\_\_ W 1-0  
 \_\_\_\_\_ W 2-0

1983  
 \_\_\_\_\_ W 2-1

1984  
 \_\_\_\_\_ W 2-0  
 \_\_\_\_\_ L 2-1

1985  
 \_\_\_\_\_ W 2-1  
 \_\_\_\_\_ W 3-1

1986  
 \_\_\_\_\_ W 5-2

1987  
 4/10 H W 5-3  
 4/10 H W 8-0

1988  
 3/11 A W 1-0  
 3/11 A W 3-0  
 4/15 H L 4-0  
 4/15 H W 1-0

1989  
 3/31 H W 5-1  
 3/31 H W 7-3  
 4/28 A W 13-0  
 4/28 A W 13-0

1990  
 3/31 H W 8-4  
 3/31 H W 3-0  
 4/27 A W 2-1  
 4/27 A W 4-0

1991  
 4/13 H W 7-1

4/13 H W 7-1  
 4/27 A W 10-2  
 4/27 A W 12-2

1992  
 4/12 H W 4-0  
 4/12 H W 3-2  
 4/25 A W 5-2  
 4/25 A L 2-1

1993  
 5/1 H W 6-5  
 5/1 H W 3-1

1994  
 4/24 A W 3-2 (10)  
 4/24 A W 3-1  
 5/7 H W 5-4  
 5/7 H W 1-0

1995  
 4/2 A L 1-0  
 4/2 A W 7-0  
 4/29 H W 9-1  
 4/29 H W 4-3

1996  
 4/13 A W 2-1  
 4/13 A W 3-2  
 5/4 H L 3-2 (8)  
 5/4 H W 11-0

1997  
 4/12 A L 4-2  
 4/12 A W 5-1  
 5/2 H L 4-2  
 5/2 H L 9-3

1998  
 3/28 A L 2-0  
 3/28 A W 1-0 (8)  
 4/24 H W 2-1 (9)  
 4/24 H W 10-2 (5)

1999  
 3/20 N W 7-1  
 3/26 H W 3-0  
 3/26 H L 3-2  
 4/24 A L 1-0  
 4/24 A W 5-0

2000  
 3/31 H L 2-1 (8)  
 3/31 H W 6-1  
 4/30 A L 3-0  
 4/30 A W 2-0

2001  
 3/30 A W 4-2  
 4/28 H L 2-0

4/29 H L 4-3  
2002  
 4/13 A L 1-0  
 4/14 A W 6-0  
 4/26 H L 2-0

2003  
 3/8 N W 3-2 (8)  
 3/29 H W 7-1  
 3/30 H W 3-0  
 4/25 A L 8-4  
2004  
 4/24 A L 6-0  
 4/25 A W 7-2  
 5/7 H L 6-0

2005  
 4/9 H L 8-1  
 4/10 H L 3-2  
 4/29 A W 1-0

2006  
 4/1 A W 3-2 (8)  
 4/2 A L 3-2 (8)  
 5/11 H W 9-2  
 6/3 N W 3-1

2007  
 4/21 H L 2-0  
 4/22 H W 8-7  
 5/4 A W 5-4 (8)

2008  
 4/6 A W 3-2  
 4/6 A W 8-4  
 4/25 H W 4-1

2009  
 3/28 H W 11-3 (5)  
 3/29 H W 8-0 (6)  
 5/7 A L 5-4

2010  
 5/7 A W 4-3  
 5/8 A L 2-1  
 5/9 A L 4-3 (10)

2011  
 4/29 H W 1-0  
 4/30 H W 3-0  
 5/1 H W 7-1

2012  
 4/10 A L 4-2 (9)  
 4/10 A W 3-2

2013  
 3/28 H W 5-4  
 3/29 H W 5-1  
 3/30 H W 11-0 (5)

2014  
 3/14 A L 3-2  
 3/15 A W 11-0 (5)  
 3/16 A L 3-1

2015  
 4/17 H L 7-6  
 4/18 H W 9-5  
 4/19 H W 4-3

2016  
 5/12 A L 0-1  
 5/13 A L 3-4

2017  
 3/25 H W 8-0 (6)  
 3/26 H W 11-0 (5)  
 3/27 H L 4-5

2018  
 3/25 A W 10-1 (5)  
 3/26 A L 4-2  
 3/27 A W 2-1

2019  
 3/15 H L 1-5  
 3/16 H W 18-2  
 3/17 H W 12-4

## STANFORD

Series Record: 67-26

1984  
 \_\_\_\_\_ W 7-0  
 \_\_\_\_\_ W 8-0  
 \_\_\_\_\_ W 5-0

1985  
 \_\_\_\_\_ W 8-0  
 \_\_\_\_\_ W 8-2

1986  
 \_\_\_\_\_ W 5-0  
 \_\_\_\_\_ W 5-0  
 \_\_\_\_\_ W 6-1  
 \_\_\_\_\_ W 9-0 (5)

1993  
 2/13 H W 12-0  
 2/13 H W 11-1  
 3/14 A W 12-0  
 3/14 A W 14-0

1995  
 4/8 A W 5-3  
 4/8 A W 8-0  
 4/15 H W 3-0  
 4/15 H W 11-1

1996  
 4/6 H L 3-1

# SERIES CHRONOLOGY

4/6 H L 1-0  
4/27 A W 2-1  
4/27 A W 7-1

## 1997

3/2 A W 6-1  
3/2 A W 7-3  
3/8 H L 1-0  
3/8 H W 1-0

## 1998

4/18 A L 1-0  
4/18 A W 1-0  
5/1 H L 4-1  
5/1 H L 1-0

## 1999

4/16 H W 6-0  
4/16 H W 1-0 (8)  
5/1 A L 6-2  
5/1 A L 1-0

## 2000

4/7 H W 3-2  
5/13 A W 4-0  
5/13 A L 4-2

## 2001

4/22 H L 6-0  
4/22 H L 7-2  
5/4 A W 4-3 (8)

## 2002

4/20 A W 4-0  
4/21 A W 1-0  
5/3 H L 9-1 (16)

## 2003

4/12 H W 2-1  
4/13 H L 4-1  
5/2 A W 1-0

## 2004

4/17 A L 7-0  
4/18 A L 4-0  
4/30 H L 7-6

## 2005

4/2 H L 2-1  
4/3 H W 2-0  
5/12 A L 3-0

## 2006

4/22 A L 3-1  
4/23 A W 3-1  
5/5 H W 6-0

## 2007

4/14 H W 7-0  
4/15 H W 8-2  
4/27 A W 2-0

## 2008

3/29 A W 6-0  
3/30 A W 3-0 (13)  
5/8 H L 2-1 (10)

## 2009

4/18 H L 7-6 (8)  
4/19 H W 10-1 (5)  
5/1 A L 4-0

## 2010

4/30 A W 3-0  
5/1 A L 8-0 (5)  
5/2 A W 3-2

## 2011

5/12 H W 3-1  
5/13 H L 6-1  
5/14 H W 4-1

## 2012

4/20 H W 11-9  
4/21 H W 5-0  
4/22 H W 7-1

## 2013

4/6 A W 12-6  
4/6 A W 11-2 (6)  
4/7 A L 4-3

## 2014

4/6 H W 16-15 (9)  
4/6 H W 9-0 (5)  
4/7 H W 7-5

## 2015

5/1 A W 20-0 (5)  
5/2 A W 16-6 (6)  
5/3 A L 4-2 (9)

## 2016

5/6 H W 9-1 (5)  
5/7 H W 6-5  
5/8 H W 10-4

## 2017

4/13 A W 10-0 (5)  
4/14 A W 9-1 (5)  
4/15 A W 7-4 (9)

## 2018

4/13 H W 4-3  
4/14 H W 8-0 (5)  
4/15 H W 3-2

## 2019

4/26 A W 10-4  
4/27 A W 7-4  
4/28 A W 10-5

## UCLA

Series Record: 37-104

## 1980

4/11 H W 1-0 (8)  
4/11 H W 1-0  
4/26 A L 1-0  
4/26 A W 2-0

## 1981

3/27 H L 3-0  
3/27 H L 6-1  
4/11 N L 5-1  
4/12 N L 3-1  
4/25 A W 5-1  
5/8 H W 1-0

## 1982

3/13 H L 1-0 (14)  
3/13 H L 1-0  
4/23 A L 1-0  
4/23 A L 1-0  
5/29 N L 1-0

## 1983

4/1 H W 2-1  
4/1 H L 2-0  
4/30 A L 3-0  
4/31 A L 1-0

## 1984

3/31 A W 2-1  
3/31 A L 1-0  
5/17 A L 1-0  
5/18 A L 3-0

## 1985

5/3 H W 3-1  
5/3 H L 1-0

## 1986

4/4 A L 3-1  
4/4 A L 3-0  
5/3 H L 6-2  
5/3 H L 4-1

## 1987

5/2 A L 3-0  
5/2 A L 2-0  
5/20 N L 1-0 (9)

## 1988

4/2 H L 14-1 (6)  
4/2 H L 1-0  
4/22 A L 3-0  
4/22 A L 4-3

## 1989

4/21 H L 4-0  
4/21 H L 1-0  
5/13 A L 1-0 (8)  
5/13 A L 4-1

## 1990

2/17 N L 1-0  
4/7 A L 6-1  
4/7 A L 2-0  
5/3 H L 2-0  
5/3 H L 4-0

## 1991

2/17 N L 6-0  
4/8 A L 3-0  
4/8 A L 2-0  
5/4 H W 2-1 (8)  
5/4 H L 4-3

## 1992

3/7 A L 6-2  
3/7 A L 1-0  
4/3 H L 3-0  
4/3 H L 6-0  
4/24 A L 9-0  
4/24 A L 1-0

## 1994

2/12 H W 2-1  
2/12 H L 4-3  
4/9 A L 3-0  
4/9 A L 10-1

## 1995

2/11 H L 8-0  
2/11 H L 7-0  
3/12 A L 8-1  
3/12 A L 1-0

## 1996

3/14 A W 4-3  
3/14 A L 3-0  
4/20 H L 5-0  
4/20 H L 16-3

## 1997

4/20 H L 2-0  
4/20 H L 8-6  
5/10 A L 5-2  
5/10 A L 12-0 (5)

## 1998

4/4 H W 6-1  
4/4 H L 2-0  
5/10 A W 2-1  
5/10 A L 2-1

## 1999

4/11 A L 8-0 (5)  
4/11 A L 6-2  
5/8 H L 7-1  
5/8 H L 4-0

## 2000

4/15 A L 5-1  
4/16 A W 1-0  
5/5 H L 2-0

## 2001

4/6 A W 6-1  
5/12 H L 1-0  
5/12 H L 8-6 (8)

## 2002

4/5 H W 3-2  
5/11 A L 4-1  
5/11 A L 6-1  
5/25 N W 2-1

## 2003

4/4 A L 6-0  
5/10 H L 8-0 (6)  
5/10 H L 9-0 (5)

## 2004

5/15 A L 6-0  
5/15 A L 10-0 (5)

## 2005

4/15 A L 4-0  
5/7 H L 6-1  
5/8 H L 8-0 (5)

## 2006

4/7 H L 7-4  
4/29 A L 1-0  
4/30 A L 3-1

## 2007

3/30 A W 6-0  
5/11 H L 4-3  
5/12 H W 7-4

## 2008

4/11 H W 3-0  
5/3 A L 5-0  
5/4 A W 5-2  
5/30 N W 4-0

## 2009

4/3 A W 5-0  
4/25 H L 9-1 (5)  
4/26 H L 10-4

## 2010

4/9 A W 8-5  
4/10 A W 4-2  
4/11 A W 2-1

## 2011

4/15 H L 4-1  
4/16 H W 2-0  
4/17 H W 5-0

## 2012

4/5 H W 9-1 (6)  
4/6 H W 9-1 (5)  
4/7 H W 4-2



# SERIES CHRONOLOGY

2013  
 3/22 A L 3-2  
 3/23 A W 10-3  
 3/24 A W 5-4

2014  
 5/8 H W 2-0  
 5/9 H L 9-5 (9)  
 5/10 H L 9-2

2015  
 5/7 H W 8-7  
 5/8 H L 11-5  
 5/9 H W 11-10

2016  
 4/29 A L 6-8  
 4/30 A L 5-6  
 5/1 A L 4-9

2017  
 5/11 H L 3-4  
 5/12 H L 3-13  
 5/13 H L 3-12 (5)  
 2018  
 5/11 A W 3-0  
 5/12 A L 1-5  
 5/13 A L 1-2 (9)

2019  
 4/5 H L 0-10  
 4/6 H L 0-9  
 4/7 H L 5-16

## UTAH

Series Record: 39-19

1975  
 W 10-2

1976  
 W 11-3  
 W 18-2

1977  
 W 4-0  
 W 3-0

1978  
 W 3-0

1979  
 W 6-4

1981  
 W 3-1  
 W 3-1  
 L 6-3  
 W 4-1

1983  
 L 1-0

L 5-2  
 1984  
 L 1-0  
 W 7-1

1985  
 W 2-1  
 L 2-1  
 L 3-2

1986  
 W 8-1  
 W 1-0 (10)

1987  
 3/29 N W 6-3

1990  
 4/3 A L 2-0  
 4/3 A W 5-3

1991  
 3/8 H W 6-5  
 3/8 H W 4-1

1999  
 3/13 N L 2-1 (8)  
 3/18 N W 5-0

2000  
 3/10 N W 2-0

2001  
 2/11 H W 4-0

2003  
 2/9 H L 5-3

2006  
 3/19 N W 1-0

2008  
 3/7 H W 9-0  
 3/19 N W 3-0

2011  
 2/12 H L 3-1 (8)

2012  
 5/4 H W 13-1 (5)  
 5/5 H W 6-4  
 5/6 H W 13-5 (6)

2013  
 4/19 A L 5-4 (8)  
 4/20 A L 6-5  
 4/21 A W 6-4

2014  
 5/4 H W 5-1  
 5/5 H W 4-3

5/6 H W 7-4  
 2015  
 4/24 H W 6-4  
 4/25 H L 8-1  
 4/26 H L 4-0

2016  
 5/4 L 2-10 (6)  
 5/5 A L 1-3  
 5/6 A L 5-6

2017  
 4/21 H W 9-8  
 4/22 H L 6-7  
 4/23 H L 1-2

2018  
 4/27 A W 12-0 (5)  
 4/28 A W 7-2  
 4/29 A W 4-3

2019  
 3/22 H W 13-0  
 3/23 H W 14-4  
 3/24 H W 18-17

## WASHINGTON

Series Record: 30-61

1993  
 3/2 H W 2-1 (11)  
 3/2 H W 7-0  
 3/6 A L 6-3  
 4/9 A W 3-2  
 4/9 A W 1-0

1994  
 3/3 N L 8-5  
 3/9 H L 5-1  
 3/9 H L 6-2  
 4/22 A L 6-1  
 4/22 A L 2-1

1995  
 4/28 H L 6-0  
 4/28 H L 3-1  
 5/13 A L 9-4  
 5/13 A L 6-1

1996  
 3/30 H L 5-4  
 3/30 H L 6-1  
 5/11 A L 3-0  
 5/11 A L 4-0

1997  
 4/5 H W 4-2  
 4/5 H L 2-0  
 4/26 A L 6-0  
 4/26 A L 4-3

1998

4/3 H L 5-2  
 4/3 H L 3-0  
 5/9 A L 3-0  
 5/9 A L 3-0

1999  
 4/10 A L 1-0  
 4/10 A W 1-0 (8)  
 5/7 H L 7-1  
 5/7 H L 1-0  
 5/27 N L 4-1

2000  
 4/14 A L 2-0  
 5/6 H L 6-0  
 5/7 H L 7-3

2001  
 4/7 A W 5-1  
 4/8 A W 6-1  
 5/11 H L 7-1

2002  
 4/6 H W 3-2  
 4/7 H W 6-1  
 5/10 A L 5-2

2003  
 4/5 A L 2-1  
 4/6 A L 1-0  
 5/9 H L 2-0

2004  
 3/13 A L 5-0  
 4/3 H L 9-1  
 4/4 H L 8-5  
 5/14 A L 6-3

2005  
 4/16 A L 8-0 (5)  
 4/17 A L 12-4 (6)  
 5/6 H L 8-0 (5)

2006  
 4/8 H L 3-1 (11)  
 4/9 H W 5-4 (13)  
 4/28 A W 1-0

2007  
 3/31 A W 2-1  
 4/1 A L 1-0  
 5/10 H W 2-1

2008  
 4/12 H W 7-2  
 4/13 H L 3-0  
 5/2 A W 3-0

2009  
 4/4 A L 11-3 (5)  
 4/5 A L 3-2  
 4/24 H W 9-3  
 5/29 N L 1-0 (8)

2010  
 5/13 H W 6-5  
 5/14 H L 5-4  
 5/15 H L 9-0 (5)

2011  
 5/6 A W 6-4  
 5/7 A W 2-0  
 5/8 A W 6-2

2012  
 4/27 A W 18-1  
 4/28 A W 6-3  
 4/29 A W 5-4

2013  
 4/12 H L 3-1  
 4/13 H W 7-1  
 4/14 H W 2-1

2014  
 4/18 A W 3-1  
 4/18 A L 3-2 (10)

2015  
 3/13 A L 8-7 (15)  
 3/14 A W 9-7

2016  
 4/8 H L 2-7  
 4/9 H L 1-6  
 4/10 H L 9-12

2017  
 4/8 H L 2-7  
 4/9 H L 1-6  
 4/10 H L 9-12

2018  
 3/17 H W 2-0  
 3/18 H L 7-0  
 3/19 H W 2-0

2019  
 4/12 A L 4-8  
 4/13 A L 2-9  
 4/14 A L 0-6

## HISTORY

# HEAD COACHES

MARY

LITTLEWOOD

1967, 1970-89

W-L-T: 509-223-1

PCT: .695

Year	W	L	T
1967	5	1	
1970	10	2	
1971	12	3	
1972	13	2	
1973	13	2	
1974	8	4	
1975	15	3	
1976	22	7	
1977	26	7	
1978	29	5	
1979	28	7	
1980	33	11	
1981	35	17	
1982	34	18	
1983	22	19	1
1984	33	15	
1985	38	17	
1986	32	17	
1987	41	15	
1988	26	25	
1989	33	25	

LINDA

WELLS

1990-2005

W-L-T: 561-415

PCT: .575

Year	W	L	T
1990	43	32	
1991	43	18	
1992	27	21	
1993	34	26	
1994	22	41	
1995	29	26	
1996	34	27	
1997	32	25	
1998	38	27	
1999	41	28	

2000	43	20
2001	36	22
2002	46	20
2003	32	25
2004	33	31
2005	30	26

CLINT

MYERS

2006-2013

W-L-T: 427-102

PCT: .807

Year	W	L	T
2006	53	15	
2007	54	17	
2008	66	5	
2009	47	19	
2010	44	17	
2011	60	6	
2012	53	11	
2013	50	12	

CRAIG

NICHOLSON

2014-2015

W-L-T: 82-34-1

PCT: .705

Year	W	L	T
2014	46	12	
2015	35	22	

ROBERT

WAGNER/LETTY

OLIVAREZ

2016

W-L-T: 32-26

PCT: .552

Year	W	L	T
2016	32	26	

TRISHA

FORD

2017-CURRENT

W-L-T: 132-62

PCT: .686

Year	W	L	T
2017	31	22	
2018	48	13	
2019	35	20	
2020	22	7	